

# CALCULUS OF A SINGLE VARIABLE

with **CalcChat**<sup>®</sup> and **CalcView**<sup>®</sup>

**11e**



**RON LARSON**

**BRUCE EDWARDS**



# Index of Applications

## *Engineering and Physical Sciences*

- 3D Printing, 463
- Acceleration, 128, 132, 160, 162, 180, 257
- Air pressure, 439
- Air traffic control, 158, 749
- Aircraft glide path, 197
- Airplane ascent, 39, 401
- Angle of elevation, 155, 159, 160
- Angular rate of change, 381
- Angular speed
  - of a car, 38
  - of a light beam, 381
- Antenna radiation, 736
- Archimedes' Principle, 514
- Architecture, 698
- Asteroid Apollo, 742
- Atmospheric pressure and altitude, 323, 349
- Automobile aerodynamics, 30
- Average speed, 44, 93
- Average velocity, 116
- Beam deflection, 697
- Beam strength, 226
- Boyle's Law, 493, 512
- Breaking strength of a steel cable, 360
- Bridge design, 698
- Building design, 453, 571
- Carbon dating, 421
- Center of mass
  - of glass, 504
  - of the hull of a boat, 504
- Centroid, 502, 503, 527
- Charles's Law, 78
- Chemical mixture problem, 435, 437
- Chemical reaction, 430, 558
- Comet Hale-Bopp, 745
- Construction, 158
- Conveyor design, 16
- Cooling superconducting magnets with liquid helium, 78
- Dissolving chlorine, 85
- Doppler effect, 142
- Einstein's Special Theory of Relativity and Newton's First Law of Motion, 207
- Electric circuit, 371, 414, 434, 437
- Electric force, 492
- Electrical resistance, 189
- Electricity, 159, 307
- Electromagnetic theory, 581
- Electronically controlled thermostat, 29
- Elevation, rate of change, 51
- Emptying a tank of oil, 489
- Engine efficiency, 207
- Equilibrium of a linear system, 502
- Escape velocity, 98, 257
- Evaporation, 159
- Explorer 1, 698
- Explorer 18, 745
- Explorer 55, 698
- Falling object, 311, 434, 437
- Field strength, 548
- Flight control, 159
- Flow rate, 290, 294, 307, 351
- Fluid force, 549
  - on a barrel of oil, 546
  - on a circular observation window, 508, 549
  - on a circular plate, 510
  - of gasoline, 509, 510
  - on a rectangular plate, 510
  - on a stern of a boat, 510
  - on a submarine porthole, 510, 512
  - on a submerged sheet, 506, 512
  - in a swimming pool, 514
  - on a tank wall, 509
  - on a vertical gate, 507, 510
  - of water, 509
- Force, 293, 509
- Free-falling object, 73, 95
- Fuel efficiency, 581
- Gravitational force, 581
- Halley's Comet, 698, 741
- Hanging power cables, 393, 397
- Harmonic motion, 142, 162, 349
- Height
  - of a baseball, 29
  - of a Ferris wheel, 40
  - of a man, 581
  - rate of change, 157
- Highway design, 173, 197
- Honeycomb, 173
- Hooke's Law, 487, 491, 512
- Hyperbolic detection system, 695
- Hyperbolic mirror, 699
- Illumination, 226, 245
- Kepler's Laws, 741, 742
- Length
  - of a cable, 477, 481
  - of Gateway Arch, 482
  - of pursuit, 484
  - of a stream, 483
  - of warblers, 584
- Linear vs. angular speed, 160, 162
- Lunar gravity, 257
- Machine design, 159
- Machine part, 471
- Mass on the surface of Earth, 494
- Mechanical design, 453
- Motion of a spring, 531
- Moving ladder, 93, 158
- Moving shadow, 159, 160, 162, 164
- Navigation, 699
- Newton's Law of Cooling, 419, 422
- Newton's Law of Universal Gravitation, 487, 492
- Oblateness of Saturn, 473
- Ohm's Law, 241
- Oil leak, 294
- Orbit
  - of Earth, 698
  - of the moon, 690
  - of a satellite, 698, 731
- Parabolic reflector, 688
- Particle motion, 132, 291, 294, 295, 698, 717
- Path
  - of a ball, 706
  - of a baseball, 709
  - of a projectile, 186, 716
- Pendulum, 142, 241
- Planetary motion, 745
- Planetary orbits, 691
- Producing a machine part, 463
- Projectile motion, 164, 241, 679, 709
- Radioactive decay, 352, 417, 421, 429, 439
- Rectilinear motion, 257
- Ripples in a pond, 29, 153
- Satellite antenna, 746
- Satellites, 131
- Sending a space module into orbit, 488, 575
- Solar collector, 697
- Sound intensity, 44, 323, 422
- Specific gravity of water, 198
- Speed of sound, 286
- Surveying, 241, 565
- Suspension bridge, 484
- Temperature, 18, 180, 208, 322, 340, 413
  - at which water boils, 323
  - normal daily maximum in Chicago, 142
- Theory of Relativity, 93
- Torricelli's Law, 441, 442
- Tractrix, 323, 395, 399, 549, 718
- Velocity, 117, 121, 156, 180, 294, 295, 452, 586
- Velocity and acceleration, 312, 431
  - on the moon, 164
- Velocity in a resisting medium, 371
- Vertical motion, 120, 161, 178, 179, 254, 256, 389
- Vibrating string, 161, 531
- Wave motion, 142
- Work, 512, 565
  - done by an expanding gas, 490
  - done by hoisting a car, 491
  - done by a hydraulic cylinder, 493, 571
  - done by a hydraulic press, 493
  - done in lifting a box, 493
  - done in lifting a chain, 490, 492
  - done in lifting a steel beam, 491
  - done by propelling a rocket, 580
  - done in propelling a satellite, 491, 512
  - done in pulling a train car, 491
  - done in pumping gasoline, 492
  - done in pumping water, 491, 492, 512
  - done in sliding a cement block, 491
  - done in splitting a piece of wood, 493
  - done in winding a chain, 492, 512

**(continued on back inside cover)**

# DERIVATIVES AND INTEGRALS

## Basic Differentiation Rules

1.  $\frac{d}{dx}[cu] = cu'$
2.  $\frac{d}{dx}[u \pm v] = u' \pm v'$
3.  $\frac{d}{dx}[uv] = uv' + vu'$
4.  $\frac{d}{dx}\left[\frac{u}{v}\right] = \frac{vu' - uv'}{v^2}$
5.  $\frac{d}{dx}[c] = 0$
6.  $\frac{d}{dx}[u^n] = nu^{n-1}u'$
7.  $\frac{d}{dx}[x] = 1$
8.  $\frac{d}{dx}[|u|] = \frac{u}{|u|}(u'), \quad u \neq 0$
9.  $\frac{d}{dx}[\ln u] = \frac{u'}{u}$
10.  $\frac{d}{dx}[e^u] = e^u u'$
11.  $\frac{d}{dx}[\log_a u] = \frac{u'}{(\ln a)u}$
12.  $\frac{d}{dx}[a^u] = (\ln a)a^u u'$
13.  $\frac{d}{dx}[\sin u] = (\cos u)u'$
14.  $\frac{d}{dx}[\cos u] = -(\sin u)u'$
15.  $\frac{d}{dx}[\tan u] = (\sec^2 u)u'$
16.  $\frac{d}{dx}[\cot u] = -(\csc^2 u)u'$
17.  $\frac{d}{dx}[\sec u] = (\sec u \tan u)u'$
18.  $\frac{d}{dx}[\csc u] = -(\csc u \cot u)u'$
19.  $\frac{d}{dx}[\arcsin u] = \frac{u'}{\sqrt{1-u^2}}$
20.  $\frac{d}{dx}[\arccos u] = \frac{-u'}{\sqrt{1-u^2}}$
21.  $\frac{d}{dx}[\arctan u] = \frac{u'}{1+u^2}$
22.  $\frac{d}{dx}[\operatorname{arccot} u] = \frac{-u'}{1+u^2}$
23.  $\frac{d}{dx}[\operatorname{arcsec} u] = \frac{u'}{|u|\sqrt{u^2-1}}$
24.  $\frac{d}{dx}[\operatorname{arccsc} u] = \frac{-u'}{|u|\sqrt{u^2-1}}$
25.  $\frac{d}{dx}[\sinh u] = (\cosh u)u'$
26.  $\frac{d}{dx}[\cosh u] = (\sinh u)u'$
27.  $\frac{d}{dx}[\tanh u] = (\operatorname{sech}^2 u)u'$
28.  $\frac{d}{dx}[\operatorname{coth} u] = -(\operatorname{csch}^2 u)u'$
29.  $\frac{d}{dx}[\operatorname{sech} u] = -(\operatorname{sech} u \tanh u)u'$
30.  $\frac{d}{dx}[\operatorname{csch} u] = -(\operatorname{csch} u \operatorname{coth} u)u'$
31.  $\frac{d}{dx}[\sinh^{-1} u] = \frac{u'}{\sqrt{u^2+1}}$
32.  $\frac{d}{dx}[\cosh^{-1} u] = \frac{u'}{\sqrt{u^2-1}}$
33.  $\frac{d}{dx}[\tanh^{-1} u] = \frac{u'}{1-u^2}$
34.  $\frac{d}{dx}[\operatorname{coth}^{-1} u] = \frac{u'}{1-u^2}$
35.  $\frac{d}{dx}[\operatorname{sech}^{-1} u] = \frac{-u'}{u\sqrt{1-u^2}}$
36.  $\frac{d}{dx}[\operatorname{csch}^{-1} u] = \frac{-u'}{|u|\sqrt{1+u^2}}$

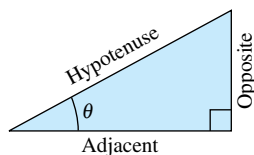
## Basic Integration Formulas

1.  $\int kf(u) du = k \int f(u) du$
2.  $\int [f(u) \pm g(u)] du = \int f(u) du \pm \int g(u) du$
3.  $\int du = u + C$
4.  $\int u^n du = \frac{u^{n+1}}{n+1} + C, \quad n \neq -1$
5.  $\int \frac{du}{u} = \ln|u| + C$
6.  $\int e^u du = e^u + C$
7.  $\int a^u du = \left(\frac{1}{\ln a}\right)a^u + C$
8.  $\int \sin u du = -\cos u + C$
9.  $\int \cos u du = \sin u + C$
10.  $\int \tan u du = -\ln|\cos u| + C$
11.  $\int \cot u du = \ln|\sin u| + C$
12.  $\int \sec u du = \ln|\sec u + \tan u| + C$
13.  $\int \csc u du = -\ln|\csc u + \cot u| + C$
14.  $\int \sec^2 u du = \tan u + C$
15.  $\int \csc^2 u du = -\cot u + C$
16.  $\int \sec u \tan u du = \sec u + C$
17.  $\int \csc u \cot u du = -\csc u + C$
18.  $\int \frac{du}{\sqrt{a^2 - u^2}} = \arcsin \frac{u}{a} + C$
19.  $\int \frac{du}{a^2 + u^2} = \frac{1}{a} \arctan \frac{u}{a} + C$
20.  $\int \frac{du}{u\sqrt{u^2 - a^2}} = \frac{1}{a} \operatorname{arcsec} \frac{|u|}{a} + C$

# TRIGONOMETRY

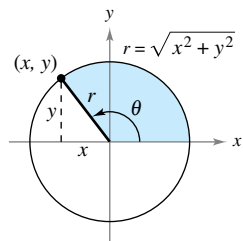
## Definition of the Six Trigonometric Functions

Right triangle definitions, where  $0 < \theta < \pi/2$ .

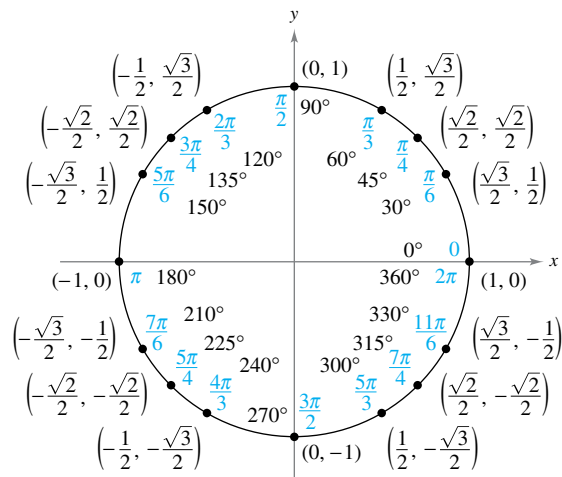


$$\begin{aligned}\sin \theta &= \frac{\text{opp}}{\text{hyp}} & \csc \theta &= \frac{\text{hyp}}{\text{opp}} \\ \cos \theta &= \frac{\text{adj}}{\text{hyp}} & \sec \theta &= \frac{\text{hyp}}{\text{adj}} \\ \tan \theta &= \frac{\text{opp}}{\text{adj}} & \cot \theta &= \frac{\text{adj}}{\text{opp}}\end{aligned}$$

Circular function definitions, where  $\theta$  is any angle.



$$\begin{aligned}\sin \theta &= \frac{y}{r} & \csc \theta &= \frac{r}{y} \\ \cos \theta &= \frac{x}{r} & \sec \theta &= \frac{r}{x} \\ \tan \theta &= \frac{y}{x} & \cot \theta &= \frac{x}{y}\end{aligned}$$



## Reciprocal Identities

$$\begin{aligned}\sin x &= \frac{1}{\csc x} & \sec x &= \frac{1}{\cos x} & \tan x &= \frac{1}{\cot x} \\ \csc x &= \frac{1}{\sin x} & \cos x &= \frac{1}{\sec x} & \cot x &= \frac{1}{\tan x}\end{aligned}$$

## Quotient Identities

$$\tan x = \frac{\sin x}{\cos x} \quad \cot x = \frac{\cos x}{\sin x}$$

## Pythagorean Identities

$$\begin{aligned}\sin^2 x + \cos^2 x &= 1 \\ 1 + \tan^2 x &= \sec^2 x & 1 + \cot^2 x &= \csc^2 x\end{aligned}$$

## Cofunction Identities

$$\begin{aligned}\sin\left(\frac{\pi}{2} - x\right) &= \cos x & \cos\left(\frac{\pi}{2} - x\right) &= \sin x \\ \csc\left(\frac{\pi}{2} - x\right) &= \sec x & \tan\left(\frac{\pi}{2} - x\right) &= \cot x \\ \sec\left(\frac{\pi}{2} - x\right) &= \csc x & \cot\left(\frac{\pi}{2} - x\right) &= \tan x\end{aligned}$$

## Even/Odd Identities

$$\begin{aligned}\sin(-x) &= -\sin x & \cos(-x) &= \cos x \\ \csc(-x) &= -\csc x & \tan(-x) &= -\tan x \\ \sec(-x) &= \sec x & \cot(-x) &= -\cot x\end{aligned}$$

## Sum and Difference Formulas

$$\begin{aligned}\sin(u \pm v) &= \sin u \cos v \pm \cos u \sin v \\ \cos(u \pm v) &= \cos u \cos v \mp \sin u \sin v \\ \tan(u \pm v) &= \frac{\tan u \pm \tan v}{1 \mp \tan u \tan v}\end{aligned}$$

## Double-Angle Formulas

$$\begin{aligned}\sin 2u &= 2 \sin u \cos u \\ \cos 2u &= \cos^2 u - \sin^2 u = 2 \cos^2 u - 1 = 1 - 2 \sin^2 u \\ \tan 2u &= \frac{2 \tan u}{1 - \tan^2 u}\end{aligned}$$

## Power-Reducing Formulas

$$\begin{aligned}\sin^2 u &= \frac{1 - \cos 2u}{2} \\ \cos^2 u &= \frac{1 + \cos 2u}{2} \\ \tan^2 u &= \frac{1 - \cos 2u}{1 + \cos 2u}\end{aligned}$$

## Sum-to-Product Formulas

$$\begin{aligned}\sin u + \sin v &= 2 \sin\left(\frac{u+v}{2}\right) \cos\left(\frac{u-v}{2}\right) \\ \sin u - \sin v &= 2 \cos\left(\frac{u+v}{2}\right) \sin\left(\frac{u-v}{2}\right) \\ \cos u + \cos v &= 2 \cos\left(\frac{u+v}{2}\right) \cos\left(\frac{u-v}{2}\right) \\ \cos u - \cos v &= -2 \sin\left(\frac{u+v}{2}\right) \sin\left(\frac{u-v}{2}\right)\end{aligned}$$

## Product-to-Sum Formulas

$$\begin{aligned}\sin u \sin v &= \frac{1}{2}[\cos(u-v) - \cos(u+v)] \\ \cos u \cos v &= \frac{1}{2}[\cos(u-v) + \cos(u+v)] \\ \sin u \cos v &= \frac{1}{2}[\sin(u+v) + \sin(u-v)] \\ \cos u \sin v &= \frac{1}{2}[\sin(u+v) - \sin(u-v)]\end{aligned}$$

# CALCULUS OF A SINGLE VARIABLE

with **CalcChat**<sup>®</sup> and **CalcView**<sup>®</sup>

**11e**

## **Ron Larson**

The Pennsylvania State University  
The Behrend College

## **Bruce Edwards**

University of Florida



---

Australia • Brazil • Mexico • Singapore • United Kingdom • United States

**Calculus of a Single Variable, Eleventh Edition**  
**Ron Larson, Bruce Edwards**

Product Director: Terry Boyle  
Product Manager: Gary Whalen  
Senior Content Developer: Stacy Green  
Associate Content Developer: Samantha Lugtu  
Product Assistant: Katharine Werring  
Media Developer: Lynh Pham  
Marketing Manager: Ryan Ahern  
Content Project Manager: Jennifer Risdien  
Manufacturing Planner: Doug Bertke  
Production Service: Larson Texts, Inc.  
Photo Researcher: Lumina Datamatics  
Text Researcher: Lumina Datamatics  
Illustrator: Larson Texts, Inc.  
Text Designer: Larson Texts, Inc.  
Compositor: Larson Texts, Inc.  
Cover Designer: Larson Texts, Inc.  
Cover photograph by Caryn B. Davis | carynbDavis.com  
Cover background: iStockphoto.com/briddy\_  
Umbilic Torus by Helaman Ferguson, donated to Stony Brook University  
The cover image is the Umbilic Torus statue created in 2012 by the famed sculptor and mathematician Dr. Helaman Ferguson. This statue weighs 10 tons and has a height of 24 feet. It is located at Stony Brook University in Stony Brook, New York.

© 2018, 2014 Cengage Learning

ALL RIGHTS RESERVED. No part of this work covered by the copyright herein may be reproduced or distributed in any form or by any means, except as permitted by U.S. copyright law, without the prior written permission of the copyright owner.

For product information and technology assistance, contact us at  
**Cengage Learning Customer & Sales Support, 1-800-354-9706.**

For permission to use material from this text or product,  
submit all requests online at [www.cengage.com/permissions](http://www.cengage.com/permissions).

Further permissions questions can be emailed to  
[permissionrequest@cengage.com](mailto:permissionrequest@cengage.com).

Library of Congress Control Number: 2016944974

Student Edition:

ISBN: 978-1-337-27536-1

Loose-leaf Edition:

ISBN: 978-1-337-27558-3

**Cengage Learning**

20 Channel Center Street  
Boston, MA 02210  
USA

Cengage Learning is a leading provider of customized learning solutions with employees residing in nearly 40 different countries and sales in more than 125 countries around the world. Find your local representative at [www.cengage.com](http://www.cengage.com).

Cengage Learning products are represented in Canada by Nelson Education, Ltd.

To learn more about Cengage Learning Solutions, visit [www.cengage.com](http://www.cengage.com).  
Purchase any of our products at your local college store or at our preferred online store [www.cengagebrain.com](http://www.cengagebrain.com).

QR Code is a registered trademark of Denso Wave Incorporated

# Contents

<b>P</b>	<b>▷ Preparation for Calculus</b>	<b>1</b>
P.1	Graphs and Models	2
P.2	Linear Models and Rates of Change	10
P.3	Functions and Their Graphs	19
P.4	Review of Trigonometric Functions	31
	<b>Review Exercises</b>	<b>41</b>
	<b>P.S. Problem Solving</b>	<b>43</b>
<b>1</b>	<b>▷ Limits and Their Properties</b>	<b>45</b>
1.1	A Preview of Calculus	46
1.2	Finding Limits Graphically and Numerically	52
1.3	Evaluating Limits Analytically	63
1.4	Continuity and One-Sided Limits	74
1.5	Infinite Limits	87
	<b>Section Project: Graphs and Limits of Trigonometric Functions</b>	<b>94</b>
	<b>Review Exercises</b>	<b>95</b>
	<b>P.S. Problem Solving</b>	<b>97</b>
<b>2</b>	<b>▷ Differentiation</b>	<b>99</b>
2.1	The Derivative and the Tangent Line Problem	100
2.2	Basic Differentiation Rules and Rates of Change	110
2.3	Product and Quotient Rules and Higher-Order Derivatives	122
2.4	The Chain Rule	133
2.5	Implicit Differentiation	144
	<b>Section Project: Optical Illusions</b>	<b>151</b>
2.6	Related Rates	152
	<b>Review Exercises</b>	<b>161</b>
	<b>P.S. Problem Solving</b>	<b>163</b>

<b>3</b>	<b>▷ Applications of Differentiation</b>	<b>165</b>
3.1	Extrema on an Interval 166	
3.2	Rolle's Theorem and the Mean Value Theorem 174	
3.3	Increasing and Decreasing Functions and the First Derivative Test 181	
	<b>Section Project: Even Fourth-Degree Polynomials</b> 190	
3.4	Concavity and the Second Derivative Test 191	
3.5	Limits at Infinity 199	
3.6	A Summary of Curve Sketching 209	
3.7	Optimization Problems 219	
	<b>Section Project: Minimum Time</b> 228	
3.8	Newton's Method 229	
3.9	Differentials 235	
	<b>Review Exercises</b> 242	
	<b>P.S. Problem Solving</b> 245	
<b>4</b>	<b>▷ Integration</b>	<b>247</b>
4.1	Antiderivatives and Indefinite Integration 248	
4.2	Area 258	
4.3	Riemann Sums and Definite Integrals 270	
4.4	The Fundamental Theorem of Calculus 281	
	<b>Section Project: Demonstrating the Fundamental Theorem</b> 295	
4.5	Integration by Substitution 296	
	<b>Review Exercises</b> 309	
	<b>P.S. Problem Solving</b> 311	
<b>5</b>	<b>▷ Logarithmic, Exponential, and Other Transcendental Functions</b>	<b>313</b>
5.1	The Natural Logarithmic Function: Differentiation 314	
5.2	The Natural Logarithmic Function: Integration 324	
5.3	Inverse Functions 333	
5.4	Exponential Functions: Differentiation and Integration 342	
5.5	Bases Other than $e$ and Applications 352	
	<b>Section Project: Using Graphing Utilities to Estimate Slope</b> 361	
5.6	Indeterminate Forms and L'Hôpital's Rule 362	
5.7	Inverse Trigonometric Functions: Differentiation 373	
5.8	Inverse Trigonometric Functions: Integration 382	
5.9	Hyperbolic Functions 390	
	<b>Section Project: Mercator Map</b> 399	
	<b>Review Exercises</b> 400	
	<b>P.S. Problem Solving</b> 403	



<b>6</b>	<b>▷</b>	<b>Differential Equations</b>	<b>405</b>
6.1		Slope Fields and Euler's Method	406
6.2		Growth and Decay	415
6.3		Separation of Variables and the Logistic Equation	423
6.4		First-Order Linear Differential Equations	432
		<b>Section Project: Weight Loss</b>	438
		<b>Review Exercises</b>	439
		<b>P.S. Problem Solving</b>	441
<b>7</b>	<b>▷</b>	<b>Applications of Integration</b>	<b>443</b>
7.1		Area of a Region Between Two Curves	444
7.2		Volume: The Disk Method	454
7.3		Volume: The Shell Method	465
		<b>Section Project: Saturn</b>	473
7.4		Arc Length and Surfaces of Revolution	474
7.5		Work	485
		<b>Section Project: Pyramid of Khufu</b>	493
7.6		Moments, Centers of Mass, and Centroids	494
7.7		Fluid Pressure and Fluid Force	505
		<b>Review Exercises</b>	511
		<b>P.S. Problem Solving</b>	513
<b>8</b>	<b>▷</b>	<b>Integration Techniques and Improper Integrals</b>	<b>515</b>
8.1		Basic Integration Rules	516
8.2		Integration by Parts	523
8.3		Trigonometric Integrals	532
		<b>Section Project: The Wallis Product</b>	540
8.4		Trigonometric Substitution	541
8.5		Partial Fractions	550
8.6		Numerical Integration	559
8.7		Integration by Tables and Other Integration Techniques	566
8.8		Improper Integrals	572
		<b>Review Exercises</b>	583
		<b>P.S. Problem Solving</b>	585

<b>9</b>	<b>▷ Infinite Series</b>	<b>587</b>
9.1	Sequences 588	
9.2	Series and Convergence 599	
	<b>Section Project: Cantor's Disappearing Table</b> 608	
9.3	The Integral Test and $p$ -Series 609	
	<b>Section Project: The Harmonic Series</b> 615	
9.4	Comparisons of Series 616	
9.5	Alternating Series 623	
9.6	The Ratio and Root Tests 631	
9.7	Taylor Polynomials and Approximations 640	
9.8	Power Series 651	
9.9	Representation of Functions by Power Series 661	
9.10	Taylor and Maclaurin Series 668	
	<b>Review Exercises</b> 680	
	<b>P.S. Problem Solving</b> 683	
<b>10</b>	<b>▷ Conics, Parametric Equations, and Polar Coordinates</b>	<b>685</b>
10.1	Conics and Calculus 686	
10.2	Plane Curves and Parametric Equations 700	
	<b>Section Project: Cycloids</b> 709	
10.3	Parametric Equations and Calculus 710	
10.4	Polar Coordinates and Polar Graphs 719	
	<b>Section Project: Cassini Oval</b> 728	
10.5	Area and Arc Length in Polar Coordinates 729	
10.6	Polar Equations of Conics and Kepler's Laws 738	
	<b>Review Exercises</b> 746	
	<b>P.S. Problem Solving</b> 749	

**Appendices****Appendix A: Proofs of Selected Theorems A2****Appendix B: Integration Tables A3****Appendix C: Precalculus Review (Online)\*****Appendix D: Rotation and the General Second-Degree  
Equation (Online)\*****Appendix E: Complex Numbers (Online)\*****Appendix F: Business and Economic Applications (Online)\*****Appendix G: Fitting Models to Data (Online)\***

Answers to All Odd-Numbered Exercises A7

Index A89

\*Available at the text-specific website [www.cengagebrain.com](http://www.cengagebrain.com)

# Preface

Welcome to *Calculus*, Eleventh Edition. We are excited to offer you a new edition with even more resources that will help you understand and master calculus. This textbook includes features and resources that continue to make *Calculus* a valuable learning tool for students and a trustworthy teaching tool for instructors.


*Calculus* provides the clear instruction, precise mathematics, and thorough coverage that you expect for your course. Additionally, this new edition provides you with **free** access to three companion websites:

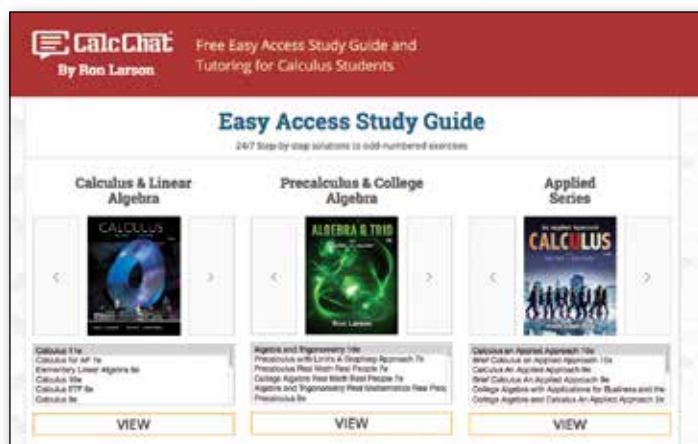
- **CalcView.com**—video solutions to selected exercises
- **CalcChat.com**—worked-out solutions to odd-numbered exercises and access to online tutors
- **LarsonCalculus.com**—companion website with resources to supplement your learning

These websites will help enhance and reinforce your understanding of the material presented in this text and prepare you for future mathematics courses. CalcView® and CalcChat® are also available as free mobile apps.

## Features

### NEW CalcView®

The website *CalcView.com* contains video solutions of selected exercises. Watch instructors progress step-by-step through solutions, providing guidance to help you solve the exercises. The CalcView mobile app is available for free at the Apple® App Store® or Google Play™ store. The app features an embedded QR Code® reader that can be used to scan the on-page codes  and go directly to the videos. You can also access the videos at CalcView.com.



### UPDATED CalcChat®

In each exercise set, be sure to notice the reference to *CalcChat.com*. This website provides free step-by-step solutions to all odd-numbered exercises in many of our textbooks. Additionally, you can chat with a tutor, at no charge, during the hours posted at the site. For over 14 years, hundreds of thousands of students have visited this site for help. The CalcChat mobile app is also available as a free download at the Apple® App Store® or Google Play™ store and features an embedded QR Code® reader.

App Store is a service mark of Apple Inc. Google Play is a trademark of Google Inc.  
QR Code is a registered trademark of Denso Wave Incorporated.

## REVISED LarsonCalculus.com

All companion website features have been updated based on this revision. Watch videos explaining concepts or proofs from the book, explore examples, view three-dimensional graphs, download articles from math journals, and much more.



## NEW Conceptual Exercises

The *Concept Check* exercises and *Exploring Concepts* exercises appear in each section. These exercises will help you develop a deeper and clearer knowledge of calculus. Work through these exercises to build and strengthen your understanding of the calculus concepts and to prepare you for the rest of the section exercises.

## REVISED Exercise Sets

The exercise sets have been carefully and extensively examined to ensure they are rigorous and relevant and to include topics our users have suggested. The exercises are organized and titled so you can better see the connections between examples and exercises. Multi-step, real-life exercises reinforce problem-solving skills and mastery of concepts by giving you the opportunity to apply the concepts in real-life situations.

## REVISED Section Projects

Projects appear in selected sections and encourage you to explore applications related to the topics you are studying. We have added new projects, revised others, and kept some of our favorites. All of these projects provide an interesting and engaging way for you and other students to work and investigate ideas collaboratively.

## Table of Contents Changes

Based on market research and feedback from users, we have made several changes to the table of contents.

- We added a review of trigonometric functions (Section P.4) to Chapter P.
- To cut back on the length of the text, we moved previous Section P.4 *Fitting Models to Data* (now Appendix G in the Eleventh Edition) to the text-specific website at *CengageBrain.com*.
- To provide more flexibility to the order of coverage of calculus topics, Section 3.5 *Limits at Infinity* was revised so that it can be covered after Section 1.5 *Infinite Limits*. As a result of this revision, some exercises moved from Section 3.5 to Section 3.6 *A Summary of Curve Sketching*.
- We moved Section 4.6 *Numerical Integration* to Section 8.6.
- We moved Section 8.7 *Indeterminate Forms and L'Hôpital's Rule* to Section 5.6.

## Chapter Opener

Each Chapter Opener highlights real-life applications used in the examples and exercises.

## Section Objectives

A bulleted list of learning objectives provides you with the opportunity to preview what will be presented in the upcoming section.

## Theorems

Theorems provide the conceptual framework for calculus. Theorems are clearly stated and separated from the rest of the text by boxes for quick visual reference. Key proofs often follow the theorem and can be found at *LarsonCalculus.com*.

## Definitions

As with theorems, definitions are clearly stated using precise, formal wording and are separated from the text by boxes for quick visual reference.

## Explorations

Explorations provide unique challenges to study concepts that have not yet been formally covered in the text. They allow you to learn by discovery and introduce topics related to ones presently being studied. Exploring topics in this way encourages you to think outside the box.

## Remarks

These hints and tips reinforce or expand upon concepts, help you learn how to study mathematics, caution you about common errors, address special cases, or show alternative or additional steps to a solution of an example.

## How Do You See It? Exercise

The How Do You See It? exercise in each section presents a problem that you will solve by visual inspection using the concepts learned in the lesson. This exercise is excellent for classroom discussion or test preparation.

## Applications

Carefully chosen applied exercises and examples are included throughout to address the question, “When will I use this?” These applications are pulled from diverse sources, such as current events, world data, industry trends, and more, and relate to a wide range of interests. Understanding where calculus is (or can be) used promotes fuller understanding of the material.

## Historical Notes and Biographies

Historical Notes provide you with background information on the foundations of calculus. The Biographies introduce you to the people who created and contributed to calculus.

## Technology

Throughout the book, technology boxes show you how to use technology to solve problems and explore concepts of calculus. These tips also point out some pitfalls of using technology.

## Putnam Exam Challenges

Putnam Exam questions appear in selected sections. These actual Putnam Exam questions will challenge you and push the limits of your understanding of calculus.

## 3.1 Extrema on an Interval

- Understand the definition of extrema of a function on an interval.
- Understand the definition of relative extrema of a function on an open interval.
- Find extrema on a closed interval.

### Extrema of a Function

In calculus, much effort is devoted to determining the behavior of a function  $f$  on an interval  $I$ . Does  $f$  have a maximum value on  $I$ ? Does it have a minimum value? Where is the function increasing? Where is it decreasing? In this chapter, you will learn how derivatives can be used to answer these questions. You will also see why these questions are important in real-life applications.

#### Definition of Extrema

Let  $f$  be defined on an interval  $I$  containing  $c$ .

1.  $f(c)$  is the **minimum of  $f$  on  $I$**  when  $f(c) \leq f(x)$  for all  $x$  in  $I$ .
2.  $f(c)$  is the **maximum of  $f$  on  $I$**  when  $f(c) \geq f(x)$  for all  $x$  in  $I$ .

The minimum and maximum of a function on an interval are the **extreme values**, or **extrema** (the singular form of extrema is extremum), of the function on the interval. The minimum and maximum of a function on an interval are also called the **absolute minimum** and **absolute maximum**, or the **global minimum** and **global maximum**, on the interval. Extrema can occur at interior points or endpoints of an interval (see Figure 3.1). Extrema that occur at the endpoints are called **endpoint extrema**.

A function need not have a minimum or a maximum on an interval. For instance, in Figures 3.1(a) and (b), you can see that the function  $f(x) = x^2 + 1$  has both a minimum and a maximum on the closed interval  $[-1, 2]$  but does not have a maximum on the open interval  $(-1, 2)$ . Moreover, in Figure 3.1(c), you can see that continuity (or the lack of it) can affect the existence of an extremum on the interval. This suggests the theorem below. (Although the Extreme Value Theorem is intuitively plausible, a proof of this theorem is not within the scope of this text.)

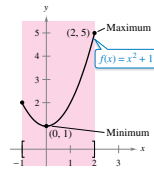
#### THEOREM 3.1 The Extreme Value Theorem

If  $f$  is continuous on a closed interval  $[a, b]$ , then  $f$  has both a minimum and a maximum on the interval.

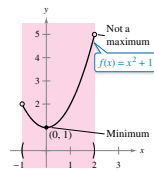
#### Exploration

**Finding Minimum and Maximum Values** The Extreme Value Theorem (like the Intermediate Value Theorem) is an *existence theorem* because it tells of the existence of minimum and maximum values but does not show how to find these values. Use the *minimum* and *maximum* features of a graphing utility to find the extrema of each function. In each case, do you think the  $x$ -values are exact or approximate? Explain your reasoning.

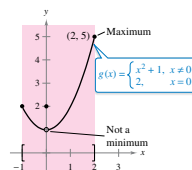
- a.  $f(x) = x^2 - 4x + 5$  on the closed interval  $[-1, 3]$
- b.  $f(x) = x^3 - 2x^2 - 3x - 2$  on the closed interval  $[-1, 3]$



(a)  $f$  is continuous,  $[-1, 2]$  is closed.



(b)  $f$  is continuous,  $(-1, 2)$  is open.



(c)  $g$  is not continuous,  $[-1, 2]$  is closed.  
Figure 3.1

# Student Resources

## **Student Solutions Manual for Calculus of a Single Variable**

ISBN-13: 978-1-337-27538-5

Need a leg up on your homework or help to prepare for an exam? The *Student Solutions Manual* contains worked-out solutions for all odd-numbered exercises in the text. This manual is a great resource to help you understand how to solve those tough problems.

### **CengageBrain.com**

To access additional course materials, please visit [www.cengagebrain.com](http://www.cengagebrain.com). At the *CengageBrain.com* home page, search for the ISBN of your title (from the back cover of your book) using the search box at the top of the page. This will take you to the product page where these resources can be found.

### **MindTap for Mathematics**

MindTap<sup>®</sup> provides you with the tools you need to better manage your limited time—you can complete assignments whenever and wherever you are ready to learn with course material specifically customized for you by your instructor and streamlined in one proven, easy-to-use interface. With an array of tools and apps—from note taking to flashcards—you'll get a true understanding of course concepts, helping you to achieve better grades and setting the groundwork for your future courses. This access code entitles you to 3 terms of usage.

### **Enhanced WebAssign<sup>®</sup>**

Enhanced WebAssign (assigned by the instructor) provides you with instant feedback on homework assignments. This online homework system is easy to use and includes helpful links to textbook sections, video examples, and problem-specific tutorials.

# Instructor Resources

## **Complete Solutions Manual for Calculus of a Single Variable, Vol. 1**

ISBN-13: 978-1-337-27540-8

## **Complete Solutions Manual for Calculus of a Single Variable, Vol. 2**

ISBN-13: 978-1-337-27541-5

The *Complete Solutions Manuals* contain worked-out solutions to all exercises in the text. They are posted on the instructor companion website.

### **Instructor's Resource Guide (on instructor companion site)**

This robust manual contains an abundance of instructor resources keyed to the textbook at the section and chapter level, including section objectives, teaching tips, and chapter projects.

### **Cengage Learning Testing Powered by Cognero (login.cengage.com)**

CLT is a flexible online system that allows you to author, edit, and manage test bank content; create multiple test versions in an instant; and deliver tests from your LMS, your classroom, or wherever you want. This is available online via [www.cengage.com/login](http://www.cengage.com/login).

### **Instructor Companion Site**

Everything you need for your course in one place! This collection of book-specific lecture and class tools is available online via [www.cengage.com/login](http://www.cengage.com/login). Access and download PowerPoint® presentations, images, instructor's manual, and more.

### **Test Bank (on instructor companion site)**

The Test Bank contains text-specific multiple-choice and free-response test forms.

### **MindTap for Mathematics**

MindTap® is the digital learning solution that helps you engage and transform today's students into critical thinkers. Through paths of dynamic assignments and applications that you can personalize, real-time course analytics, and an accessible reader, MindTap helps you turn cookie cutter into cutting edge, apathy into engagement, and memorizers into higher-level thinkers.

### **Enhanced WebAssign® WebAssign**

Exclusively from Cengage Learning, Enhanced WebAssign combines the exceptional mathematics content that you know and love with the most powerful online homework solution, WebAssign. Enhanced WebAssign engages students with immediate feedback, rich tutorial content, and interactive, fully customizable e-books (YouBook), helping students to develop a deeper conceptual understanding of their subject matter. Quick Prep and Just In Time exercises provide opportunities for students to review prerequisite skills and content, both at the start of the course and at the beginning of each section. Flexible assignment options give instructors the ability to release assignments conditionally on the basis of students' prerequisite assignment scores. Visit us at [www.cengage.com/ewa](http://www.cengage.com/ewa) to learn more.



# Acknowledgments

We would like to thank the many people who have helped us at various stages of *Calculus* over the last 43 years. Their encouragement, criticisms, and suggestions have been invaluable.

## Reviewers

Stan Adamski, *Owens Community College*; Tilak de Alwis; Darry Andrews; Alexander Arhangel'skii, *Ohio University*; Seth G. Armstrong, *Southern Utah University*; Jim Ball, *Indiana State University*; Denis Bell, *University of Northern Florida*; Marcelle Bessman, *Jacksonville University*; Abraham Biggs, *Broward Community College*; Jesse Blosser, *Eastern Mennonite School*; Linda A. Bolte, *Eastern Washington University*; James Braselton, *Georgia Southern University*; Harvey Braverman, *Middlesex County College*; Mark Brittenham, *University of Nebraska*; Tim Chappell, *Penn Valley Community College*; Mingxiang Chen, *North Carolina A&T State University*; Oiyin Pauline Chow, *Harrisburg Area Community College*; Julie M. Clark, *Hollins University*; P.S. Crooke, *Vanderbilt University*; Jim Dotzler, *Nassau Community College*; Murray Eisenberg, *University of Massachusetts at Amherst*; Donna Flint, *South Dakota State University*; Michael Frantz, *University of La Verne*; David French, *Tidewater Community College*; Sudhir Goel, *Valdosta State University*; Arek Goetz, *San Francisco State University*; Donna J. Gorton, *Butler County Community College*; John Gosselin, *University of Georgia*; Arran Hamm; Shahryar Heydari, *Piedmont College*; Guy Hogan, *Norfolk State University*; Marcia Kleinz, *Atlantic Cape Community College*; Ashok Kumar, *Valdosta State University*; Kevin J. Leith, *Albuquerque Community College*; Maxine Lifshitz, *Friends Academy*; Douglas B. Meade, *University of South Carolina*; Bill Meisel, *Florida State College at Jacksonville*; Shahrooz Moosavizadeh; Teri Murphy, *University of Oklahoma*; Darren Narayan, *Rochester Institute of Technology*; Susan A. Natale, *The Ursuline School, NY*; Martha Nega, *Georgia Perimeter College*; Sam Pearsall, *Los Angeles Pierce College*; Terence H. Perciante, *Wheaton College*; James Pommersheim, *Reed College*; Laura Ritter, *Southern Polytechnic State University*; Leland E. Rogers, *Pepperdine University*; Paul Seeburger, *Monroe Community College*; Edith A. Silver, *Mercer County Community College*; Howard Speier, *Chandler-Gilbert Community College*; Desmond Stephens, *Florida A&M University*; Jianzhong Su, *University of Texas at Arlington*; Patrick Ward, *Illinois Central College*; Chia-Lin Wu, *Richard Stockton College of New Jersey*; Diane M. Zych, *Erie Community College*

Many thanks to Robert Hostetler, The Behrend College, The Pennsylvania State University, and David Heyd, The Behrend College, The Pennsylvania State University, for their significant contributions to previous editions of this text.

We would also like to thank the staff at Larson Texts, Inc., who assisted in preparing the manuscript, rendering the art package, typesetting, and proofreading the pages and supplements.

On a personal level, we are grateful to our wives, Deanna Gilbert Larson and Consuelo Edwards, for their love, patience, and support. Also, a special note of thanks goes out to R. Scott O'Neil.

If you have suggestions for improving this text, please feel free to write to us. Over the years we have received many useful comments from both instructors and students, and we value these very much.

Ron Larson  
Bruce Edwards



# P

# Preparation for Calculus



- **P.1** Graphs and Models
- **P.2** Linear Models and Rates of Change
- **P.3** Functions and Their Graphs
- **P.4** Review of Trigonometric Functions



Automobile Aerodynamics (*Exercise 95, p. 30*)



Ferris Wheel  
(*Exercise 74, p. 40*)



Conveyor Design (*Exercise 26, p. 16*)



Cell Phone Subscribers  
(*Exercise 68, p. 9*)



Modeling Carbon Dioxide Concentration (*Example 6, p. 7*)

# P.1 Graphs and Models

- Sketch the graph of an equation.
- Find the intercepts of a graph.
- Test a graph for symmetry with respect to an axis and the origin.
- Find the points of intersection of two graphs.
- Interpret mathematical models for real-life data.



**RENÉ DESCARTES (1596–1650)**

Descartes made many contributions to philosophy, science, and mathematics. The idea of representing points in the plane by pairs of real numbers and representing curves in the plane by equations was described by Descartes in his book *La Géométrie*, published in 1637. See [LarsonCalculus.com](http://LarsonCalculus.com) to read more of this biography.

## The Graph of an Equation

In 1637, the French mathematician René Descartes revolutionized the study of mathematics by combining its two major fields—algebra and geometry. With Descartes’s coordinate plane, geometric concepts could be formulated analytically and algebraic concepts could be viewed graphically. The power of this approach was such that within a century of its introduction, much of calculus had been developed.

The same approach can be followed in your study of calculus. That is, by viewing calculus from multiple perspectives—*graphically*, *analytically*, and *numerically*—you will increase your understanding of core concepts.

Consider the equation  $3x + y = 7$ . The point  $(2, 1)$  is a **solution point** of the equation because the equation is satisfied (is true) when 2 is substituted for  $x$  and 1 is substituted for  $y$ . This equation has many other solutions, such as  $(1, 4)$  and  $(0, 7)$ . To find other solutions systematically, solve the original equation for  $y$ .

$$y = 7 - 3x$$

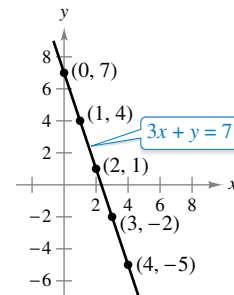
Analytic approach

Then construct a **table of values** by substituting several values of  $x$ .

$x$	0	1	2	3	4
$y$	7	4	1	-2	-5

Numerical approach

From the table, you can see that  $(0, 7)$ ,  $(1, 4)$ ,  $(2, 1)$ ,  $(3, -2)$ , and  $(4, -5)$  are solutions of the original equation  $3x + y = 7$ . Like many equations, this equation has an infinite number of solutions. The set of all solution points is the **graph** of the equation, as shown in Figure P.1. Note that the sketch shown in Figure P.1 is referred to as the graph of  $3x + y = 7$ , even though it really represents only a *portion* of the graph. The entire graph would extend beyond the page.



Graphical approach:  $3x + y = 7$

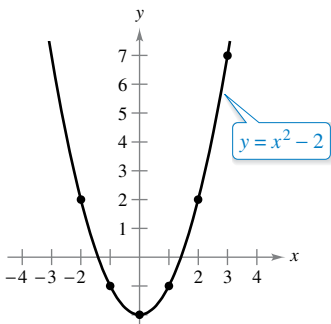
**Figure P.1**

In this course, you will study many sketching techniques. The simplest is point plotting—that is, you plot points until the basic shape of the graph seems apparent.

### EXAMPLE 1 Sketching a Graph by Point Plotting

To sketch the graph of  $y = x^2 - 2$ , first construct a table of values. Next, plot the points shown in the table. Then connect the points with a smooth curve, as shown in Figure P.2. This graph is a **parabola**. It is one of the conics you will study in Chapter 10.

$x$	-2	-1	0	1	2	3
$y$	2	-1	-2	-1	2	7



The parabola  $y = x^2 - 2$   
**Figure P.2**

One disadvantage of point plotting is that to get a good idea about the shape of a graph, you may need to plot many points. With only a few points, you could badly misrepresent the graph. For instance, to sketch the graph of

$$y = \frac{1}{30}x(39 - 10x^2 + x^4)$$

you plot five points:

$$(-3, -3), (-1, -1), (0, 0), (1, 1), \text{ and } (3, 3)$$

as shown in Figure P.3(a). From these five points, you might conclude that the graph is a line. This, however, is not correct. By plotting several more points, you can see that the graph is more complicated, as shown in Figure P.3(b).

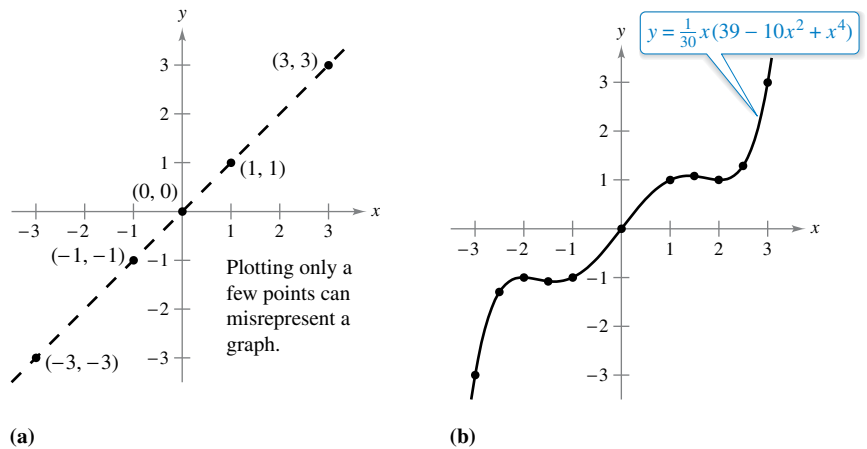


Figure P.3

### Exploration

#### Comparing Graphical and Analytic Approaches

Use a graphing utility to graph each equation. In each case, find a viewing window that shows the important characteristics of the graph.

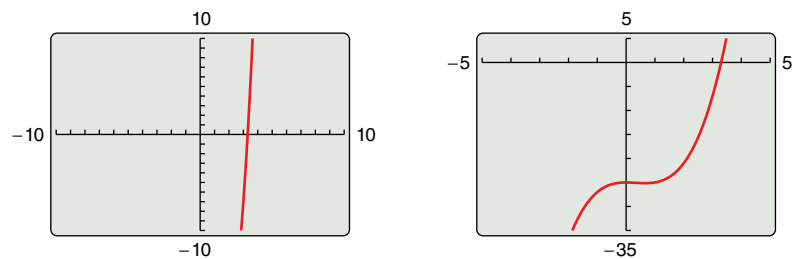
- a.  $y = x^3 - 3x^2 + 2x + 5$
- b.  $y = x^3 - 3x^2 + 2x + 25$
- c.  $y = -x^3 - 3x^2 + 20x + 5$
- d.  $y = 3x^3 - 40x^2 + 50x - 45$
- e.  $y = -(x + 12)^3$
- f.  $y = (x - 2)(x - 4)(x - 6)$

A purely graphical approach to this problem would involve a simple “guess, check, and revise” strategy. What types of things do you think an analytic approach might involve? For instance, does the graph have symmetry? Does the graph have turns? If so, where are they? As you proceed through Chapters 1, 2, and 3 of this text, you will study many new analytic tools that will help you analyze graphs of equations such as these.

▶ **TECHNOLOGY** Graphing an equation has been made easier by technology. Even with technology, however, it is possible to misrepresent a graph badly. For instance, each of the graphing utility\* screens in Figure P.4 shows a portion of the graph of

$$y = x^3 - x^2 - 25.$$

From the screen on the left, you might assume that the graph is a line. From the screen on the right, however, you can see that the graph is not a line. So, whether you are sketching a graph by hand or using a graphing utility, you must realize that different “viewing windows” can produce very different views of a graph. In choosing a viewing window, your goal is to show a view of the graph that fits well in the context of the problem.



Graphing utility screens of  $y = x^3 - x^2 - 25$

Figure P.4

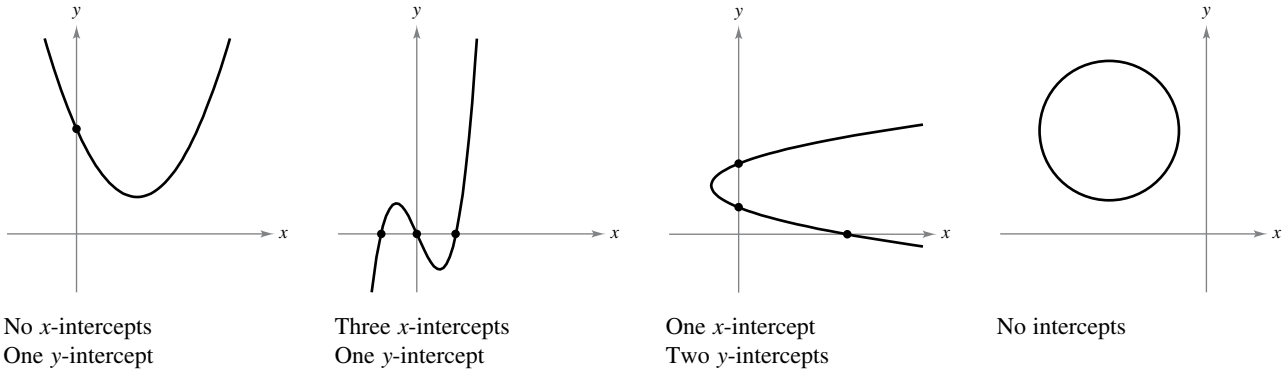
\*In this text, the term *graphing utility* means either a graphing calculator, such as the TI-Nspire, or computer graphing software, such as Maple or Mathematica.

..... ▷ **Intercepts of a Graph**

• **REMARK** Some texts denote the  $x$ -intercept as the  $x$ -coordinate of the point  $(a, 0)$  rather than the point itself. Unless it is necessary to make a distinction, when the term *intercept* is used in this text, it will mean either the point or the coordinate.

Two types of solution points that are especially useful in graphing an equation are those having zero as their  $x$ - or  $y$ -coordinate. Such points are called **intercepts** because they are the points at which the graph intersects the  $x$ - or  $y$ -axis. The point  $(a, 0)$  is an  **$x$ -intercept** of the graph of an equation when it is a solution point of the equation. To find the  $x$ -intercepts of a graph, let  $y$  be zero and solve the equation for  $x$ . The point  $(0, b)$  is a  **$y$ -intercept** of the graph of an equation when it is a solution point of the equation. To find the  $y$ -intercepts of a graph, let  $x$  be zero and solve the equation for  $y$ .

It is possible for a graph to have no intercepts, or it might have several. For instance, consider the four graphs shown in Figure P.5.



No  $x$ -intercepts  
One  $y$ -intercept  
**Figure P.5**

Three  $x$ -intercepts  
One  $y$ -intercept

One  $x$ -intercept  
Two  $y$ -intercepts

No intercepts

**EXAMPLE 2** Finding  $x$ - and  $y$ -Intercepts

Find the  $x$ - and  $y$ -intercepts of the graph of  $y = x^3 - 4x$ .

**Solution** To find the  $x$ -intercepts, let  $y$  be zero and solve for  $x$ .

$$\begin{aligned} x^3 - 4x &= 0 && \text{Let } y \text{ be zero.} \\ x(x - 2)(x + 2) &= 0 && \text{Factor.} \\ x &= 0, 2, \text{ or } -2 && \text{Solve for } x. \end{aligned}$$

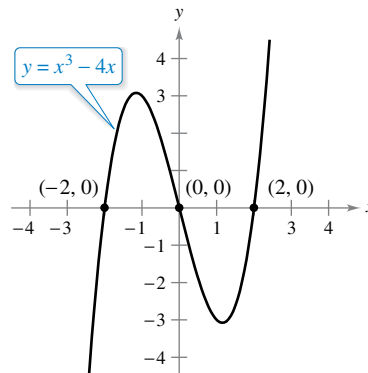
Because this equation has three solutions, you can conclude that the graph has three  $x$ -intercepts:

$$(0, 0), (2, 0), \text{ and } (-2, 0). \quad \text{\color{magenta} } x\text{-intercepts}$$

To find the  $y$ -intercepts, let  $x$  be zero. Doing this produces  $y = 0$ . So, the  $y$ -intercept is

$$(0, 0). \quad \text{\color{magenta} } y\text{-intercept}$$

(See Figure P.6.)



Intercepts of a graph  
**Figure P.6**

▷ **TECHNOLOGY** Example 2 uses an analytic approach to finding intercepts. When an analytic approach is not possible, you can use a graphical approach by finding the points at which the graph intersects the axes. Use the *trace* feature of a graphing utility to approximate the intercepts of the graph of the equation in Example 2. Note that your utility may have a built-in program that can find the  $x$ -intercepts of a graph. (Your utility may call this the *root* or *zero* feature.) If so, use the program to find the  $x$ -intercepts of the graph of the equation in Example 2.

### Symmetry of a Graph

Knowing the symmetry of a graph before attempting to sketch it is useful because you need only half as many points to sketch the graph. The three types of symmetry listed below can be used to help sketch the graphs of equations (see Figure P.7).

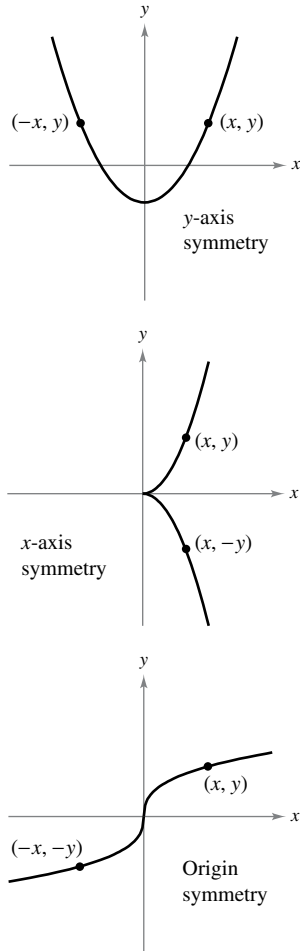


Figure P.7

1. A graph is **symmetric with respect to the y-axis** if, whenever  $(x, y)$  is a point on the graph, then  $(-x, y)$  is also a point on the graph. This means that the portion of the graph to the left of the y-axis is a mirror image of the portion to the right of the y-axis.
2. A graph is **symmetric with respect to the x-axis** if, whenever  $(x, y)$  is a point on the graph, then  $(x, -y)$  is also a point on the graph. This means that the portion of the graph below the x-axis is a mirror image of the portion above the x-axis.
3. A graph is **symmetric with respect to the origin** if, whenever  $(x, y)$  is a point on the graph, then  $(-x, -y)$  is also a point on the graph. This means that the graph is unchanged by a rotation of  $180^\circ$  about the origin.

#### Tests for Symmetry

1. The graph of an equation in  $x$  and  $y$  is symmetric with respect to the y-axis when replacing  $x$  by  $-x$  yields an equivalent equation.
2. The graph of an equation in  $x$  and  $y$  is symmetric with respect to the x-axis when replacing  $y$  by  $-y$  yields an equivalent equation.
3. The graph of an equation in  $x$  and  $y$  is symmetric with respect to the origin when replacing  $x$  by  $-x$  and  $y$  by  $-y$  yields an equivalent equation.

The graph of a polynomial has symmetry with respect to the y-axis when each term has an even exponent (or is a constant). For instance, the graph of

$$y = 2x^4 - x^2 + 2$$

has symmetry with respect to the y-axis. Similarly, the graph of a polynomial has symmetry with respect to the origin when each term has an odd exponent, as illustrated in Example 3.

#### EXAMPLE 3 Testing for Symmetry

Test the graph of  $y = 2x^3 - x$  for symmetry with respect to (a) the y-axis and (b) the origin.

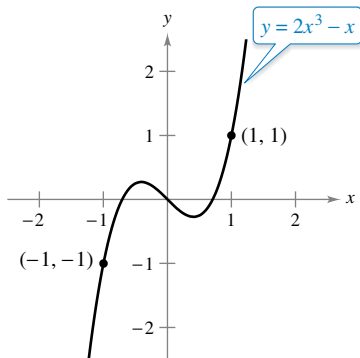
#### Solution

- a.  $y = 2x^3 - x$  Write original equation.  
 $y = 2(-x)^3 - (-x)$  Replace  $x$  by  $-x$ .  
 $y = -2x^3 + x$  Simplify. The result is *not* an equivalent equation.

Because replacing  $x$  by  $-x$  does *not* yield an equivalent equation, you can conclude that the graph of  $y = 2x^3 - x$  is *not* symmetric with respect to the y-axis.

- b.  $y = 2x^3 - x$  Write original equation.  
 $-y = 2(-x)^3 - (-x)$  Replace  $x$  by  $-x$  and  $y$  by  $-y$ .  
 $-y = -2x^3 + x$  Simplify.  
 $y = 2x^3 - x$  Equivalent equation

Because replacing  $x$  by  $-x$  and  $y$  by  $-y$  yields an equivalent equation, you can conclude that the graph of  $y = 2x^3 - x$  is symmetric with respect to the origin, as shown in Figure P.8.



Origin symmetry  
Figure P.8

**EXAMPLE 4** Using Intercepts and Symmetry to Sketch a Graph

•••▶ See [LarsonCalculus.com](http://LarsonCalculus.com) for an interactive version of this type of example.

Sketch the graph of  $x - y^2 = 1$ .

**Solution** The graph is symmetric with respect to the  $x$ -axis because replacing  $y$  by  $-y$  yields an equivalent equation.

$$\begin{aligned} x - y^2 &= 1 && \text{Write original equation.} \\ x - (-y)^2 &= 1 && \text{Replace } y \text{ by } -y. \\ x - y^2 &= 1 && \text{Equivalent equation} \end{aligned}$$

This means that the portion of the graph below the  $x$ -axis is a mirror image of the portion above the  $x$ -axis. To sketch the graph, first plot the  $x$ -intercept and the points above the  $x$ -axis. Then reflect in the  $x$ -axis to obtain the entire graph, as shown in Figure P.9.

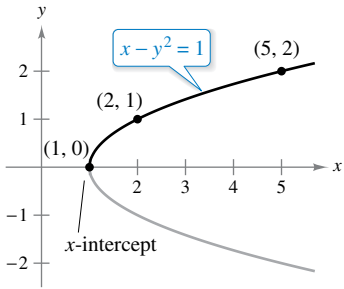


Figure P.9

▶ **TECHNOLOGY** Graphing utilities are designed so that they most easily graph equations in which  $y$  is a function of  $x$  (see Section P.3 for a definition of *function*). To graph other types of equations, you need to split the graph into two or more parts or you need to use a different graphing mode. For instance, to graph the equation in Example 4, you can split it into two parts.

$$\begin{aligned} y_1 &= \sqrt{x - 1} && \text{Top portion of graph} \\ y_2 &= -\sqrt{x - 1} && \text{Bottom portion of graph} \end{aligned}$$

**Points of Intersection**

A **point of intersection** of the graphs of two equations is a point that satisfies both equations. You can find the point(s) of intersection of two graphs by solving their equations simultaneously.

**EXAMPLE 5** Finding Points of Intersection

Find all points of intersection of the graphs of

$$x^2 - y = 3 \quad \text{and} \quad x - y = 1.$$

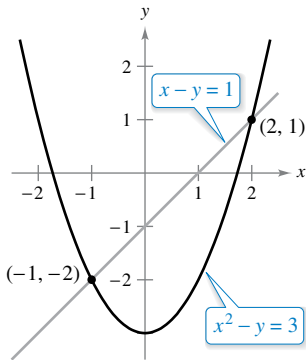
**Solution** Begin by sketching the graphs of both equations in the *same* rectangular coordinate system, as shown in Figure P.10. From the figure, it appears that the graphs have two points of intersection. You can find these two points as follows.

$$\begin{aligned} y &= x^2 - 3 && \text{Solve first equation for } y. \\ y &= x - 1 && \text{Solve second equation for } y. \\ x^2 - 3 &= x - 1 && \text{Equate } y\text{-values.} \\ x^2 - x - 2 &= 0 && \text{Write in general form.} \\ (x - 2)(x + 1) &= 0 && \text{Factor.} \\ x &= 2 \text{ or } -1 && \text{Solve for } x. \end{aligned}$$

The corresponding values of  $y$  are obtained by substituting  $x = 2$  and  $x = -1$  into either of the original equations. Doing this produces two points of intersection:

$$(2, 1) \quad \text{and} \quad (-1, -2). \quad \text{Points of intersection}$$

You can check the points of intersection in Example 5 by substituting into *both* of the original equations or by using the *intersect* feature of a graphing utility.



Two points of intersection  
Figure P.10



## Mathematical Models

Real-life applications of mathematics often use equations as **mathematical models**. In developing a mathematical model to represent actual data, you should strive for two (often conflicting) goals—accuracy and simplicity. That is, you want the model to be simple enough to be workable, yet accurate enough to produce meaningful results. Appendix G explores these goals more completely.

### EXAMPLE 6 Comparing Two Mathematical Models



The Mauna Loa Observatory in Hawaii has been measuring the increasing concentration of carbon dioxide in Earth's atmosphere since 1958.

The Mauna Loa Observatory in Hawaii records the carbon dioxide concentration  $y$  (in parts per million) in Earth's atmosphere. The January readings for various years are shown in Figure P.11. In the July 1990 issue of *Scientific American*, these data were used to predict the carbon dioxide level in Earth's atmosphere in the year 2035, using the quadratic model

$$y = 0.018t^2 + 0.70t + 316.2 \quad \text{Quadratic model for 1960–1990 data}$$

where  $t = 0$  represents 1960, as shown in Figure P.11(a). The data shown in Figure P.11(b) represent the years 1980 through 2014 and can be modeled by

$$y = 0.014t^2 + 0.66t + 320.3 \quad \text{Quadratic model for 1980–2014 data}$$

where  $t = 0$  represents 1960. What was the prediction given in the *Scientific American* article in 1990? Given the second model for 1980 through 2014, does this prediction for the year 2035 seem accurate?

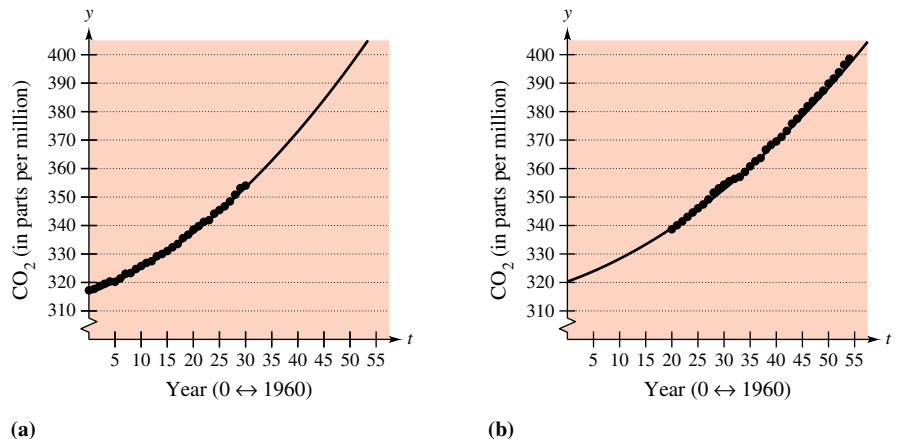


Figure P.11

**Solution** To answer the first question, substitute  $t = 75$  (for 2035) into the first model.

$$y = 0.018(75)^2 + 0.70(75) + 316.2 = 469.95 \quad \text{Model for 1960–1990 data}$$

So, the prediction in the *Scientific American* article was that the carbon dioxide concentration in Earth's atmosphere would reach about 470 parts per million in the year 2035. Using the model for the 1980–2014 data, the prediction for the year 2035 is

$$y = 0.014(75)^2 + 0.66(75) + 320.3 = 448.55 \quad \text{Model for 1980–2014 data}$$

So, based on the model for 1980–2014, it appears that the 1990 prediction was too high.

The models in Example 6 were developed using a procedure called *least squares regression* (see Section 13.9). The older model has a correlation of  $r^2 \approx 0.997$ , and for the newer model it is  $r^2 \approx 0.999$ . The closer  $r^2$  is to 1, the “better” the model.

Gavriel Jecan/Terra/Corbis

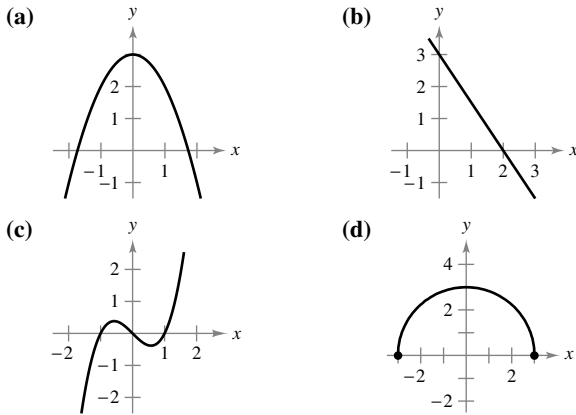
# P.1 Exercises

See [CalcChat.com](http://CalcChat.com) for tutorial help and worked-out solutions to odd-numbered exercises.

### CONCEPT CHECK

- Finding Intercepts** Describe how to find the  $x$ - and  $y$ -intercepts of the graph of an equation.
- Verifying Points of Intersection** How can you check that an ordered pair is a point of intersection of two graphs?

**Matching** In Exercises 3–6, match the equation with its graph. [The graphs are labeled (a), (b), (c), and (d).]



- $y = -\frac{3}{2}x + 3$
- $y = 3 - x^2$
- $y = \sqrt{9 - x^2}$
- $y = x^3 - x$

**Sketching a Graph by Point Plotting** In Exercises 7–16, sketch the graph of the equation by point plotting.

- $y = \frac{1}{2}x + 2$
- $y = 5 - 2x$
- $y = 4 - x^2$
- $y = (x - 3)^2$
- $y = |x + 1|$
- $y = |x| - 1$
- $y = \sqrt{x} - 6$
- $y = \sqrt{x + 2}$
- $y = \frac{3}{x}$
- $y = \frac{1}{x + 2}$

**Approximating Solution Points Using Technology** In Exercises 17 and 18, use a graphing utility to graph the equation. Move the cursor along the curve to approximate the unknown coordinate of each solution point accurate to two decimal places.

- $y = \sqrt{5 - x}$ 
  - $(2, y)$
  - $(x, 3)$
- $y = x^5 - 5x$ 
  - $(-0.5, y)$
  - $(x, -4)$

**Finding Intercepts** In Exercises 19–28, find any intercepts.

- $y = 2x - 5$
- $y = x^2 + x - 2$
- $y = x\sqrt{16 - x^2}$
- $y = \frac{2 - \sqrt{x}}{5x + 1}$
- $x^2y - x^2 + 4y = 0$
- $y = 4x^2 + 3$
- $y^2 = x^3 - 4x$
- $y = (x - 1)\sqrt{x^2 + 1}$
- $y = \frac{x^2 + 3x}{(3x + 1)^2}$
- $y = 2x - \sqrt{x^2 + 1}$

**Testing for Symmetry** In Exercises 29–40, test for symmetry with respect to each axis and to the origin.

- $y = x^2 - 6$
- $y^2 = x^3 - 8x$
- $xy = 4$
- $y = 4 - \sqrt{x + 3}$
- $y = \frac{x}{x^2 + 1}$
- $y = |x^3 + x|$
- $y = 9x - x^2$
- $y = x^3 + x$
- $xy^2 = -10$
- $xy - \sqrt{4 - x^2} = 0$
- $y = \frac{x^5}{4 - x^2}$
- $|y| - x = 3$

**Using Intercepts and Symmetry to Sketch a Graph** In Exercises 41–56, find any intercepts and test for symmetry. Then sketch the graph of the equation.

- $y = 2 - 3x$
- $y = 9 - x^2$
- $y = x^3 + 2$
- $y = x\sqrt{x + 5}$
- $x = y^3$
- $y = \frac{8}{x}$
- $y = 6 - |x|$
- $3y^2 - x = 9$
- $y = \frac{2}{3}x + 1$
- $y = 2x^2 + x$
- $y = x^3 - 4x$
- $y = \sqrt{25 - x^2}$
- $x = y^4 - 16$
- $y = \frac{10}{x^2 + 1}$
- $y = |6 - x|$
- $x^2 + 4y^2 = 4$

**Finding Points of Intersection** In Exercises 57–62, find the points of intersection of the graphs of the equations.

- $x + y = 8$   
 $4x - y = 7$
- $x^2 + y = 15$   
 $-3x + y = 11$
- $3x - 2y = -4$   
 $4x + 2y = -10$
- $x = 3 - y^2$   
 $y = x - 1$

The symbol and a red exercise number indicates that a video solution can be seen at [CalcView.com](http://CalcView.com).

The symbol indicates an exercise in which you are instructed to use graphing technology or a symbolic computer algebra system. The solutions of other exercises may also be facilitated by the use of appropriate technology.

61.  $x^2 + y^2 = 5$   
 $x - y = 1$

62.  $x^2 + y^2 = 16$   
 $x + 2y = 4$

**Graphing Utility** **Finding Points of Intersection Using Technology** In Exercises 63–66, use a graphing utility to find the points of intersection of the graphs of the equations. Check your results analytically.

63.  $y = x^3 - 2x^2 + x - 1$   
 $y = -x^2 + 3x - 1$

64.  $y = x^4 - 2x^2 + 1$   
 $y = 1 - x^2$

65.  $y = \sqrt{x + 6}$   
 $y = \sqrt{-x^2 - 4x}$

66.  $y = -|2x - 3| + 6$   
 $y = 6 - x$

**Graphing Utility** **Modeling Data** The table shows the Gross Domestic Product, or GDP (in trillions of dollars), for 2009 through 2014. (Source: U.S. Bureau of Economic Analysis)

Year	2009	2010	2011	2012	2013	2014
GDP	14.4	15.0	15.5	16.2	16.7	17.3

- (a) Use the regression capabilities of a graphing utility to find a mathematical model of the form  $y = at + b$  for the data. In the model,  $y$  represents the GDP (in trillions of dollars) and  $t$  represents the year, with  $t = 9$  corresponding to 2009.
- (b) Use a graphing utility to plot the data and graph the model. Compare the data with the model.
- (c) Use the model to predict the GDP in the year 2024.

**Modeling Data** The table shows the numbers of cell phone subscribers (in millions) in the United States for selected years. (Source: CTIA-The Wireless Association)

Year	2000	2002	2004	2006
Number	109	141	182	233
Year	2008	2010	2012	2014
Number	270	296	326	355

- (a) Use the regression capabilities of a graphing utility to find a mathematical model of the form  $y = at^2 + bt + c$  for the data. In the model,  $y$  represents the number of subscribers (in millions) and  $t$  represents the year, with  $t = 0$  corresponding to 2000.
- (b) Use a graphing utility to plot the data and graph the model. Compare the data with the model.
- (c) Use the model to predict the number of cell phone subscribers in the United States in the year 2024.



ChrisMilesPhoto/Shutterstock.com

69. **Break-Even Point** Find the sales necessary to break even ( $R = C$ ) when the cost  $C$  of producing  $x$  units is  $C = 2.04x + 5600$  and the revenue  $R$  from selling  $x$  units is  $R = 3.29x$ .
70. **Using Solution Points** For what values of  $k$  does the graph of  $y^2 = 4kx$  pass through the point?
- (a) (1, 1)
  - (b) (2, 4)
  - (c) (0, 0)
  - (d) (3, 3)

**EXPLORING CONCEPTS**

71. **Using Intercepts** Write an equation whose graph has intercepts at  $x = -\frac{3}{2}$ ,  $x = 4$ , and  $x = \frac{5}{2}$ . (There is more than one correct answer.)

72. **Symmetry** A graph is symmetric with respect to the  $x$ -axis and to the  $y$ -axis. Is the graph also symmetric with respect to the origin? Explain.

73. **Symmetry** A graph is symmetric with respect to one axis and to the origin. Is the graph also symmetric with respect to the other axis? Explain.

**HOW DO YOU SEE IT?** Use the graphs of the two equations to answer the questions below.

- (a) What are the intercepts for each equation?
- (b) Determine the symmetry for each equation.
- (c) Determine the point of intersection of the two equations.

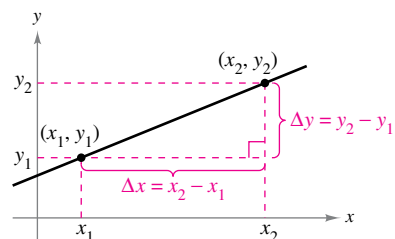
**True or False?** In Exercises 75–78, determine whether the statement is true or false. If it is false, explain why or give an example that shows it is false.

- 75. If  $(-4, -5)$  is a point on a graph that is symmetric with respect to the  $x$ -axis, then  $(4, -5)$  is also a point on the graph.
- 76. If  $(-4, -5)$  is a point on a graph that is symmetric with respect to the  $y$ -axis, then  $(4, -5)$  is also a point on the graph.
- 77. If  $b^2 - 4ac > 0$  and  $a \neq 0$ , then the graph of  $y = ax^2 + bx + c$  has two  $x$ -intercepts.
- 78. If  $b^2 - 4ac = 0$  and  $a \neq 0$ , then the graph of  $y = ax^2 + bx + c$  has only one  $x$ -intercept.

# P.2 Linear Models and Rates of Change

- Find the slope of a line passing through two points.
- Write the equation of a line with a given point and slope.
- Interpret slope as a ratio or as a rate in a real-life application.
- Sketch the graph of a linear equation in slope-intercept form.
- Write equations of lines that are parallel or perpendicular to a given line.

## The Slope of a Line



$\Delta y = y_2 - y_1 =$  change in  $y$   
 $\Delta x = x_2 - x_1 =$  change in  $x$   
**Figure P.12**

The **slope** of a nonvertical line is a measure of the number of units the line rises (or falls) vertically for each unit of horizontal change from left to right. Consider the two points  $(x_1, y_1)$  and  $(x_2, y_2)$  on the line in Figure P.12. As you move from left to right along this line, a vertical change of

$$\Delta y = y_2 - y_1 \quad \text{Change in } y$$

units corresponds to a horizontal change of

$$\Delta x = x_2 - x_1 \quad \text{Change in } x$$

units. (The symbol  $\Delta$  is the uppercase Greek letter delta, and the symbols  $\Delta y$  and  $\Delta x$  are read “delta  $y$ ” and “delta  $x$ .”)

**Definition of the Slope of a Line**

The **slope**  $m$  of the nonvertical line passing through  $(x_1, y_1)$  and  $(x_2, y_2)$  is

$$m = \frac{\Delta y}{\Delta x} = \frac{y_2 - y_1}{x_2 - x_1}, \quad x_1 \neq x_2.$$

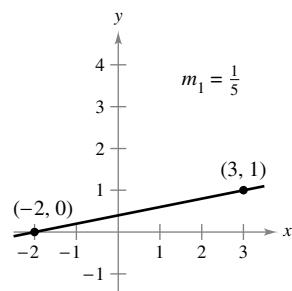
Slope is not defined for vertical lines.

When using the formula for slope, note that

$$\frac{y_2 - y_1}{x_2 - x_1} = \frac{-(y_1 - y_2)}{-(x_1 - x_2)} = \frac{y_1 - y_2}{x_1 - x_2}.$$

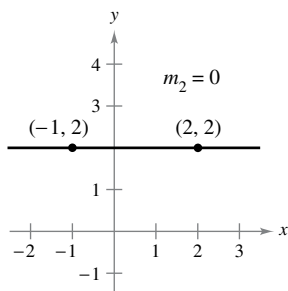
So, it does not matter in which order you subtract *as long as* you are consistent and both “subtracted coordinates” come from the same point.

Figure P.13 shows four lines: one has a positive slope, one has a slope of zero, one has a negative slope, and one has an “undefined” slope. In general, the greater the absolute value of the slope of a line, the steeper the line. For instance, in Figure P.13, the line with a slope of  $-5$  is steeper than the line with a slope of  $\frac{1}{5}$ .

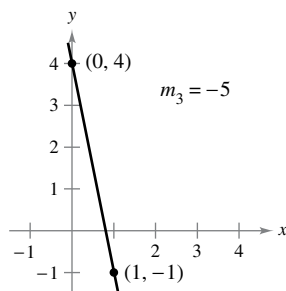


If  $m$  is positive, then the line rises from left to right.

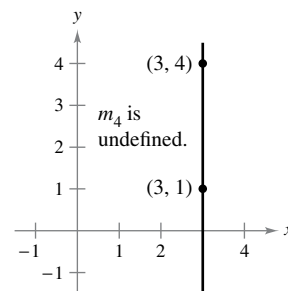
**Figure P.13**



If  $m$  is zero, then the line is horizontal.



If  $m$  is negative, then the line falls from left to right.



If  $m$  is undefined, then the line is vertical.

**Exploration**

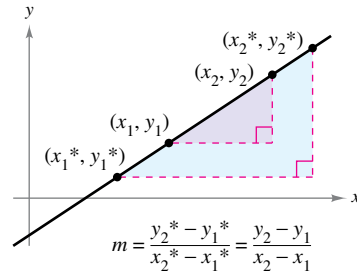
**Investigating Equations of Lines** Use a graphing utility to graph each of the linear equations. Which point is common to all seven lines? Which value in the equation determines the slope of each line?

- a.  $y - 4 = -2(x + 1)$
- b.  $y - 4 = -1(x + 1)$
- c.  $y - 4 = -\frac{1}{2}(x + 1)$
- d.  $y - 4 = 0(x + 1)$
- e.  $y - 4 = \frac{1}{2}(x + 1)$
- f.  $y - 4 = 1(x + 1)$
- g.  $y - 4 = 2(x + 1)$

Use your results to write an equation of a line passing through  $(-1, 4)$  with a slope of  $m$ .

**Equations of Lines**

Any two points on a nonvertical line can be used to calculate its slope. This can be verified from the similar triangles shown in Figure P.14. (Recall that the ratios of corresponding sides of similar triangles are equal.)



Any two points on a nonvertical line can be used to determine its slope.

**Figure P.14**

If  $(x_1, y_1)$  is a point on a nonvertical line that has a slope of  $m$  and  $(x, y)$  is any other point on the line, then

$$\frac{y - y_1}{x - x_1} = m.$$

This equation in the variables  $x$  and  $y$  can be rewritten in the form

$$y - y_1 = m(x - x_1)$$

which is the **point-slope form** of the equation of a line.

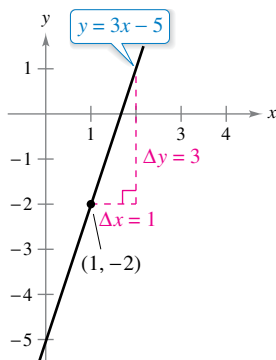
**Point-Slope Form of the Equation of a Line**

The **point-slope form** of the equation of the line that passes through the point  $(x_1, y_1)$  and has a slope of  $m$  is

$$y - y_1 = m(x - x_1).$$



**REMARK** Remember that only nonvertical lines have a slope. Consequently, vertical lines cannot be written in point-slope form. For instance, the equation of the vertical line passing through the point  $(1, -2)$  is  $x = 1$ .



The line with a slope of 3 passing through the point  $(1, -2)$

**Figure P.15**

**EXAMPLE 1 Finding an Equation of a Line**

Find an equation of the line that has a slope of 3 and passes through the point  $(1, -2)$ . Then sketch the line.

**Solution**

$y - y_1 = m(x - x_1)$	Point-slope form
$y - (-2) = 3(x - 1)$	Substitute $-2$ for $y_1$ , $1$ for $x_1$ , and $3$ for $m$ .
$y + 2 = 3x - 3$	Simplify.
$y = 3x - 5$	Solve for $y$ .

To sketch the line, first plot the point  $(1, -2)$ . Then, because the slope is  $m = 3$ , you can locate a second point on the line by moving one unit to the right and three units upward, as shown in Figure P.15.

## Ratios and Rates of Change

The slope of a line can be interpreted as either a *ratio* or a *rate*. If the  $x$ - and  $y$ -axes have the same unit of measure, then the slope has no units and is a **ratio**. If the  $x$ - and  $y$ -axes have different units of measure, then the slope is a rate or **rate of change**. In your study of calculus, you will encounter applications involving both interpretations of slope.

### EXAMPLE 2 Using Slope as a Ratio

The maximum recommended slope of a wheelchair ramp is  $\frac{1}{12}$ . A business installs a wheelchair ramp that rises to a height of 22 inches over a length of 24 feet, as shown in Figure P.16. Is the ramp steeper than recommended? (Source: *ADA Standards for Accessible Design*)




Figure P.16

**Solution** The length of the ramp is 24 feet or  $12(24) = 288$  inches. The slope of the ramp is the ratio of its height (the rise) to its length (the run).

$$\begin{aligned} \text{Slope of ramp} &= \frac{\text{rise}}{\text{run}} \\ &= \frac{22 \text{ in.}}{288 \text{ in.}} \\ &\approx 0.076 \end{aligned}$$

Because the slope of the ramp is less than  $\frac{1}{12} \approx 0.083$ , the ramp is not steeper than recommended. Note that the slope is a ratio and has no units.

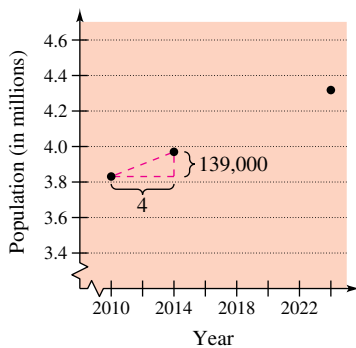
### EXAMPLE 3 Using Slope as a Rate of Change

The population of Oregon was about 3,831,000 in 2010 and about 3,970,000 in 2014. Find the average rate of change of the population over this four-year period. What will the population of Oregon be in 2024? (Source: *U.S. Census Bureau*)

**Solution** Over this four-year period, the average rate of change of the population of Oregon was

$$\begin{aligned} \text{Rate of change} &= \frac{\text{change in population}}{\text{change in years}} \\ &= \frac{3,970,000 - 3,831,000}{2014 - 2010} \\ &= 34,750 \text{ people per year.} \end{aligned}$$

Assuming that Oregon's population continues to increase at this same rate for the next 10 years, it will have a 2024 population of about 4,318,000. (See Figure P.17.)



Population of Oregon  
Figure P.17

The rate of change found in Example 3 is an **average rate of change**. An average rate of change is always calculated over an interval. In this case, the interval is  $[2010, 2014]$ . In Chapter 2, you will study another type of rate of change called an *instantaneous rate of change*.

## Graphing Linear Models

Many problems in coordinate geometry can be classified into two basic categories.

1. Given a graph (or parts of it), find its equation.
2. Given an equation, sketch its graph.

For lines, problems in the first category can be solved by using the point-slope form. The point-slope form, however, is not especially useful for solving problems in the second category. The form that is better suited to sketching the graph of a line is the **slope-intercept** form of the equation of a line.

### The Slope-Intercept Form of the Equation of a Line

The graph of the linear equation

$$y = mx + b \quad \text{Slope-intercept form}$$

is a line whose slope is  $m$  and whose  $y$ -intercept is  $(0, b)$ .

### EXAMPLE 4

### Sketching Lines in the Plane

Sketch the graph of each equation.

- $y = 2x + 1$
- $y = 2$
- $3y + x - 6 = 0$

#### Solution

- Because  $b = 1$ , the  $y$ -intercept is  $(0, 1)$ . Because the slope is  $m = 2$ , you know that the line rises two units for each unit it moves to the right, as shown in Figure P.18(a).
- By writing the equation  $y = 2$  in slope-intercept form

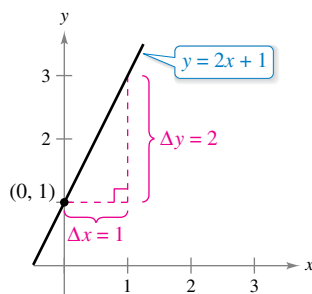
$$y = (0)x + 2$$

you can see that the slope is  $m = 0$  and the  $y$ -intercept is  $(0, 2)$ . Because the slope is zero, you know that the line is horizontal, as shown in Figure P.18(b).

- Begin by writing the equation in slope-intercept form.

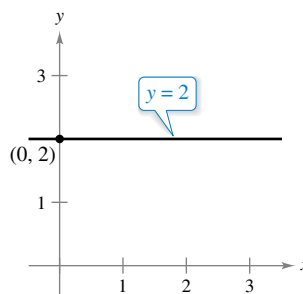
$$\begin{aligned} 3y + x - 6 &= 0 && \text{Write original equation.} \\ 3y &= -x + 6 && \text{Isolate } y\text{-term on the left.} \\ y &= -\frac{1}{3}x + 2 && \text{Slope-intercept form} \end{aligned}$$

In this form, you can see that the  $y$ -intercept is  $(0, 2)$  and the slope is  $m = -\frac{1}{3}$ . This means that the line falls one unit for every three units it moves to the right, as shown in Figure P.18(c).

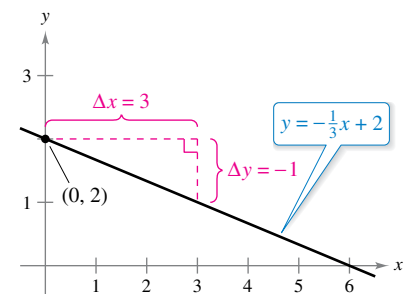


(a)  $m = 2$ ; line rises

Figure P.18



(b)  $m = 0$ ; line is horizontal



(c)  $m = -\frac{1}{3}$ ; line falls

Because the slope of a vertical line is not defined, its equation cannot be written in slope-intercept form. However, the equation of any line can be written in the **general form**

$$Ax + By + C = 0 \quad \text{General form of the equation of a line}$$

where  $A$  and  $B$  are not *both* zero. For instance, the vertical line

$$x = a \quad \text{Vertical line}$$

can be represented by the general form

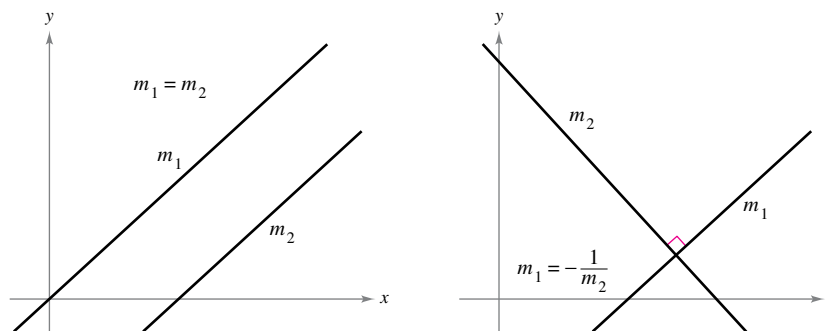
$$x - a = 0. \quad \text{General form}$$

### SUMMARY OF EQUATIONS OF LINES

1. General form:  $Ax + By + C = 0$
2. Vertical line:  $x = a$
3. Horizontal line:  $y = b$
4. Slope-intercept form:  $y = mx + b$
5. Point-slope form:  $y - y_1 = m(x - x_1)$

## Parallel and Perpendicular Lines

The slope of a line is a convenient tool for determining whether two lines are parallel or perpendicular, as shown in Figure P.19. Specifically, nonvertical lines with the same slope are parallel, and nonvertical lines whose slopes are negative reciprocals are perpendicular.



Parallel lines  
Figure P.19

Perpendicular lines

**REMARK** In mathematics, the phrase “if and only if” is a way of stating two implications in one statement. For instance, the first statement at the right could be rewritten as the following two implications.

- a. If two distinct nonvertical lines are parallel, then their slopes are equal.
- b. If two distinct nonvertical lines have equal slopes, then they are parallel.

### Parallel and Perpendicular Lines

1. Two distinct nonvertical lines are **parallel** if and only if their slopes are equal—that is, if and only if

$$m_1 = m_2. \quad \text{Parallel} \iff \text{Slopes are equal.}$$

2. Two nonvertical lines are **perpendicular** if and only if their slopes are negative reciprocals of each other—that is, if and only if

$$m_1 = -\frac{1}{m_2}. \quad \text{Perpendicular} \iff \text{Slopes are negative reciprocals.}$$



**EXAMPLE 5** Finding Parallel and Perpendicular Lines

•••▶ See [LarsonCalculus.com](http://LarsonCalculus.com) for an interactive version of this type of example.

Find the general forms of the equations of the lines that pass through the point  $(2, -1)$  and are (a) parallel to and (b) perpendicular to the line  $2x - 3y = 5$ .

**Solution** Begin by writing the linear equation  $2x - 3y = 5$  in slope-intercept form.

$$2x - 3y = 5 \quad \text{Write original equation.}$$

$$y = \frac{2}{3}x - \frac{5}{3} \quad \text{Slope-intercept form}$$

So, the given line has a slope of  $m = \frac{2}{3}$ . (See Figure P.20.)

a. The line through  $(2, -1)$  that is parallel to the given line also has a slope of  $\frac{2}{3}$ .

$$y - y_1 = m(x - x_1) \quad \text{Point-slope form}$$

$$y - (-1) = \frac{2}{3}(x - 2) \quad \text{Substitute.}$$

$$3(y + 1) = 2(x - 2) \quad \text{Simplify.}$$

$$3y + 3 = 2x - 4 \quad \text{Distributive Property}$$

$$2x - 3y - 7 = 0 \quad \text{General form}$$

Note the similarity to the equation of the given line,  $2x - 3y = 5$ .

b. Using the negative reciprocal of the slope of the given line, you can determine that the slope of a line perpendicular to the given line is  $-\frac{3}{2}$ .

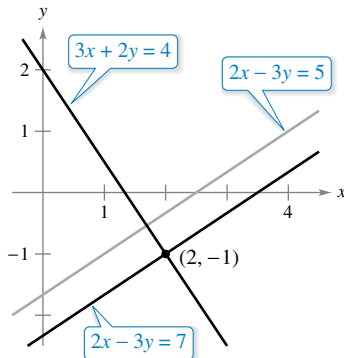
$$y - y_1 = m(x - x_1) \quad \text{Point-slope form}$$

$$y - (-1) = -\frac{3}{2}(x - 2) \quad \text{Substitute.}$$

$$2(y + 1) = -3(x - 2) \quad \text{Simplify.}$$

$$2y + 2 = -3x + 6 \quad \text{Distributive Property}$$

$$3x + 2y - 4 = 0 \quad \text{General form}$$



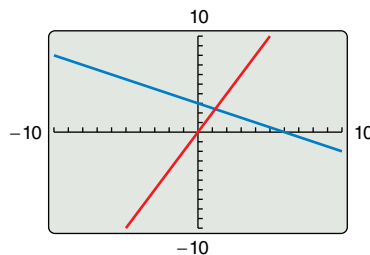
Lines parallel and perpendicular to  $2x - 3y = 5$

**Figure P.20**

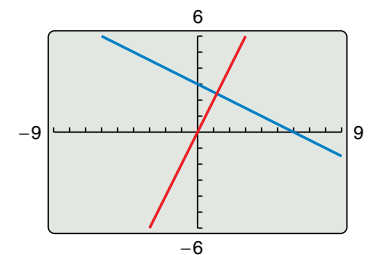
▶ **TECHNOLOGY PITFALL** The slope of a line will appear distorted if you use different tick-mark spacing on the  $x$ - and  $y$ -axes. For instance, the graphing utility screens in Figures P.21(a) and P.21(b) both show the lines

$$y = 2x \quad \text{and} \quad y = -\frac{1}{2}x + 3.$$

Because these lines have slopes that are negative reciprocals, they must be perpendicular. In Figure P.21(a), however, the lines do not appear to be perpendicular because the tick-mark spacing on the  $x$ -axis is not the same as that on the  $y$ -axis. In Figure P.21(b), the lines appear perpendicular because the tick-mark spacing on the  $x$ -axis is the same as on the  $y$ -axis. This type of viewing window is said to have a *square setting*.



(a) Tick-mark spacing on the  $x$ -axis is not the same as tick-mark spacing on the  $y$ -axis.



(b) Tick-mark spacing on the  $x$ -axis is the same as tick-mark spacing on the  $y$ -axis.

**Figure P.21**

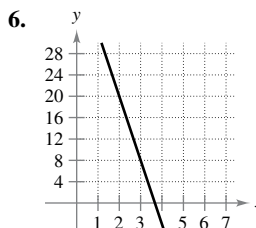
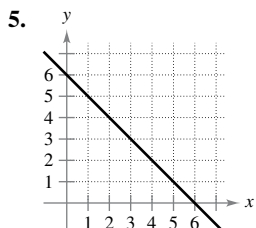
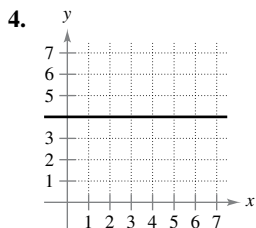
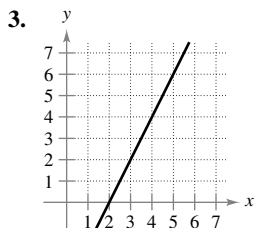
# P.2 Exercises

See [CalcChat.com](http://CalcChat.com) for tutorial help and worked-out solutions to odd-numbered exercises.

### CONCEPT CHECK

- Slope-Intercept Form** In the form  $y = mx + b$ , what does  $m$  represent? What does  $b$  represent?
- Perpendicular Lines** Is it possible for two lines with positive slopes to be perpendicular? Why or why not?

**Estimating Slope** In Exercises 3–6, estimate the slope of the line from its graph. To print an enlarged copy of the graph, go to [MathGraphs.com](http://MathGraphs.com).



**Finding the Slope of a Line** In Exercises 7–12, plot the pair of points and find the slope of the line passing through them.

- $(3, -4), (5, 2)$
- $(0, 0), (-2, 3)$
- $(4, 6), (4, 1)$
- $(3, -5), (5, -5)$
- $(-\frac{1}{2}, \frac{2}{3}), (-\frac{3}{4}, \frac{1}{6})$
- $(\frac{7}{8}, \frac{3}{4}), (\frac{5}{4}, -\frac{1}{4})$



**Sketching Lines** In Exercises 13 and 14, sketch the lines through the point with the indicated slopes. Make the sketches on the same set of coordinate axes.

- | Point         | Slopes  |
|---------------|---|
| 13. $(3, 4)$  | (a) 1 (b) $-2$ (c) $-\frac{3}{2}$ (d) Undefined |
| 14. $(-2, 5)$ | (a) 3 (b) $-3$ (c) $\frac{1}{3}$ (d) 0          |



**Finding Points on a Line** In Exercises 15–18, use the point on the line and the slope of the line to find three additional points that the line passes through. (There is more than one correct answer.)

- | Point        | Slope    | Point          | Slope             |
|--------------|----------|----------------|-------------------|
| 15. $(6, 2)$ | $m = 0$  | 16. $(-4, 3)$  | $m$ is undefined. |
| 17. $(1, 7)$ | $m = -3$ | 18. $(-2, -2)$ | $m = 2$           |




**Finding an Equation of a Line** In Exercises 19–24, find an equation of the line that passes through the point and has the indicated slope. Then sketch the line.

- | Point          | Slope              |
|----------------|--------------------|
| 19. $(0, 3)$   | $m = \frac{3}{4}$  |
| 20. $(-5, -2)$ | $m = \frac{6}{5}$  |
| 21. $(1, 2)$   | $m$ is undefined.  |
| 22. $(0, 4)$   | $m = 0$            |
| 23. $(3, -2)$  | $m = 3$            |
| 24. $(-2, 4)$  | $m = -\frac{3}{5}$ |

25. **Road Grade** You are driving on a road that has a 6% uphill grade. This means that the slope of the road is  $\frac{6}{100}$ . Approximate the amount of vertical change in your position when you drive 200 feet.

26. **Conveyor Design**

- A moving conveyor is built to rise 1 meter for each 3 meters of horizontal change.
- (a) Find the slope of the conveyor.
- (b) Suppose the conveyor runs between two floors in a factory. Find the length of the conveyor when the vertical distance between floors is 10 feet.



27. **Modeling Data** The table shows the populations  $y$  (in millions) of the United States for 2009 through 2014. The variable  $t$  represents the time in years, with  $t = 9$  corresponding to 2009. (Source: U.S. Census Bureau)

$t$	9	10	11	12	13	14
$y$	307.0	309.3	311.7	314.1	316.5	318.9

- Plot the data by hand and connect adjacent points with a line segment. Use the slope of each line segment to determine the year when the population increased least rapidly.
- Find the average rate of change of the population of the United States from 2009 through 2014.
- Use the average rate of change of the population to predict the population of the United States in 2025.

**28. Biodiesel Production** The table shows the biodiesel productions  $y$  (in thousands of barrels per day) for the United States for 2007 through 2012. The variable  $t$  represents the time in years, with  $t = 7$  corresponding to 2007. (Source: U.S. Energy Information Administration)

$t$	7	8	9	10	11	12
$y$	32	44	34	22	63	64

- (a) Plot the data by hand and connect adjacent points with a line segment. Use the slope of each line segment to determine the year when biodiesel production increased most rapidly.
- (b) Find the average rate of change of biodiesel production for the United States from 2007 through 2012.
- (c) Should the average rate of change be used to predict future biodiesel production? Explain.



**Finding the Slope and  $y$ -Intercept** In Exercises 29–34, find the slope and the  $y$ -intercept (if possible) of the line.

- 29.  $y = 4x - 3$
- 30.  $-x + y = 1$
- 31.  $5x + y = 20$
- 32.  $6x - 5y = 15$
- 33.  $x = 4$
- 34.  $y = -1$



**Sketching a Line in the Plane** In Exercises 35–42, sketch the graph of the equation.

- 35.  $y = -3$
- 36.  $x = 4$
- 37.  $y = -2x + 1$
- 38.  $y = \frac{1}{3}x - 1$
- 39.  $y - 2 = \frac{3}{2}(x - 1)$
- 40.  $y - 1 = 3(x + 4)$
- 41.  $3x - 3y + 1 = 0$
- 42.  $x + 2y + 6 = 0$



**Finding an Equation of a Line** In Exercises 43–50, find an equation of the line that passes through the points. Then sketch the line.

- 43.  $(4, 3), (0, -5)$
- 44.  $(-2, -2), (1, 7)$
- 45.  $(2, 8), (5, 0)$
- 46.  $(-3, 6), (1, 2)$
- 47.  $(6, 3), (6, 8)$
- 48.  $(1, -2), (3, -2)$
- 49.  $(3, 1), (5, 1)$
- 50.  $(2, 5), (2, 7)$

**51. Writing an Equation** Write an equation for the line that passes through the points  $(0, b)$  and  $(3, 1)$ .

**52. Using Intercepts** Show that the line with intercepts  $(a, 0)$  and  $(0, b)$  has the following equation.

$$\frac{x}{a} + \frac{y}{b} = 1, \quad a \neq 0, b \neq 0$$

**Writing an Equation in General Form** In Exercises 53–56, use the result of Exercise 52 to write an equation of the line with the given characteristics in general form.

- 53.  $x$ -intercept:  $(2, 0)$
- 54.  $x$ -intercept:  $(-\frac{2}{3}, 0)$
- $y$ -intercept:  $(0, 3)$
- $y$ -intercept:  $(0, -2)$

- 55. Point on line:  $(9, -2)$
- 56. Point on line:  $(-\frac{2}{3}, -2)$
- $x$ -intercept:  $(2a, 0)$
- $x$ -intercept:  $(a, 0)$
- $y$ -intercept:  $(0, a)$
- $y$ -intercept:  $(0, -a)$
- $(a \neq 0)$
- $(a \neq 0)$



**Finding Parallel and Perpendicular Lines** In Exercises 57–62, write the general forms of the equations of the lines that pass through the point and are (a) parallel to the given line and (b) perpendicular to the given line.

- | Point                             | Line          |
|-----------------------------------|---------------|
| 57. $(-7, -2)$                    | $x = 1$       |
| 58. $(-1, 0)$                     | $y = -3$      |
| 59. $(-3, 2)$                     | $x + y = 7$   |
| 60. $(2, 5)$                      | $x - y = -2$  |
| 61. $(\frac{3}{4}, \frac{7}{8})$  | $5x - 3y = 0$ |
| 62. $(\frac{5}{6}, -\frac{1}{2})$ | $7x + 4y = 8$ |

**Rate of Change** In Exercises 63 and 64, you are given the dollar value of a product in 2016 and the rate at which the value of the product is expected to change during the next 5 years. Write a linear equation that gives the dollar value  $V$  of the product in terms of the year  $t$ . (Let  $t = 0$  represent 2010.)

- | 2016 Value   | Rate                     |
|--------------|--------------------------|
| 63. \$1850   | \$250 increase per year  |
| 64. \$17,200 | \$1600 decrease per year |

**Collinear Points** In Exercises 65 and 66, determine whether the points are collinear. (Three points are *collinear* if they lie on the same line.)

- 65.  $(-2, 1), (-1, 0), (2, -2)$
- 66.  $(0, 4), (7, -6), (-5, 11)$

**EXPLORING CONCEPTS**

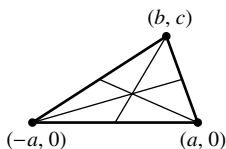
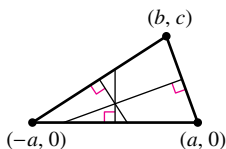
- 67. **Square** Show that the points  $(-1, 0), (3, 0), (1, 2)$ , and  $(1, -2)$  are vertices of a square.
- 68. **Analyzing a Line** A line is represented by the equation  $ax + by = 4$ .
  - (a) When is the line parallel to the  $x$ -axis?
  - (b) When is the line parallel to the  $y$ -axis?
  - (c) Give values for  $a$  and  $b$  such that the line has a slope of  $\frac{5}{8}$ .
  - (d) Give values for  $a$  and  $b$  such that the line is perpendicular to  $y = \frac{2}{5}x + 3$ .
  - (e) Give values for  $a$  and  $b$  such that the line coincides with the graph of  $5x + 6y = 8$ .

**69. Tangent Line** Find an equation of the line tangent to the circle  $x^2 + y^2 = 169$  at the point  $(5, 12)$ .

**70. Tangent Line** Find an equation of the line tangent to the circle  $(x - 1)^2 + (y - 1)^2 = 25$  at the point  $(4, -3)$ .

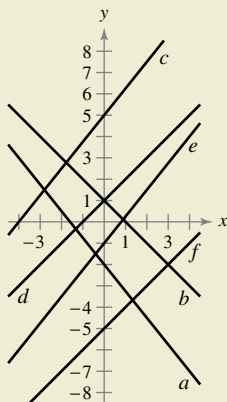
**71. Finding Points of Intersection** Find the coordinates of the point of intersection of the given segments. Explain your reasoning.

- (a) Perpendicular bisectors      (b) Medians



**72. HOW DO YOU SEE IT?** Several lines are shown in the figure below. (The lines are labeled  $a-f$ .)

- Which lines have a positive slope?
- Which lines have a negative slope?
- Which lines appear parallel?
- Which lines appear perpendicular?



**73. Temperature Conversion** Find a linear equation that expresses the relationship between the temperature in degrees Celsius  $C$  and degrees Fahrenheit  $F$ . Use the fact that water freezes at  $0^\circ\text{C}$  ( $32^\circ\text{F}$ ) and boils at  $100^\circ\text{C}$  ( $212^\circ\text{F}$ ). Use the equation to convert  $72^\circ\text{F}$  to degrees Celsius.

**74. Choosing a Job** As a salesperson, you receive a monthly salary of \$2000, plus a commission of 7% of sales. You are offered a new job at \$2300 per month, plus a commission of 5% of sales.

- Write linear equations for your monthly wage  $W$  in terms of your monthly sales  $s$  for your current job and your job offer.
- Use a graphing utility to graph each equation and find the point of intersection. What does it signify?
- You think you can sell \$20,000 worth of a product per month. Should you change jobs? Explain.

**75. Apartment Rental** A real estate office manages an apartment complex with 50 units. When the rent is \$780 per month, all 50 units are occupied. However, when the rent is \$825, the average number of occupied units drops to 47. Assume that the relationship between the monthly rent  $p$  and the demand  $x$  is linear. (Note: The term *demand* refers to the number of occupied units.)

- Write a linear equation giving the demand  $x$  in terms of the rent  $p$ .

**Linear extrapolation** Use a graphing utility to graph the demand equation and use the *trace* feature to predict the number of units occupied when the rent is raised to \$855.

- Linear interpolation** Predict the number of units occupied when the rent is lowered to \$795. Verify graphically.

**76. Modeling Data** An instructor gives regular 20-point quizzes and 100-point exams in a mathematics course. Average scores for six students, given as ordered pairs  $(x, y)$ , where  $x$  is the average quiz score and  $y$  is the average exam score, are  $(18, 87)$ ,  $(10, 55)$ ,  $(19, 96)$ ,  $(16, 79)$ ,  $(13, 76)$ , and  $(15, 82)$ .

- Use the regression capabilities of a graphing utility to find the least squares regression line for the data.
- Use a graphing utility to plot the points and graph the regression line in the same viewing window.
- Use the regression line to predict the average exam score for a student with an average quiz score of 17.
- Interpret the meaning of the slope of the regression line.
- The instructor adds 4 points to the average exam score of everyone in the class. Describe the changes in the positions of the plotted points and the change in the equation of the line.

**77. Distance** Show that the distance between the point  $(x_1, y_1)$  and the line  $Ax + By + C = 0$  is

$$\text{Distance} = \frac{|Ax_1 + By_1 + C|}{\sqrt{A^2 + B^2}}$$

**78. Distance** Write the distance  $d$  between the point  $(3, 1)$  and the line  $y = mx + 4$  in terms of  $m$ . Use a graphing utility to graph the equation. When is the distance 0? Explain the result geometrically.

**Distance** In Exercises 79 and 80, use the result of Exercise 77 to find the distance between the point and line.

- 79.** Point:  $(-2, 1)$       Line:  $x - y - 2 = 0$   
**80.** Point:  $(2, 3)$       Line:  $4x + 3y = 10$

**81. Proof** Prove that the diagonals of a rhombus intersect at right angles. (A rhombus is a quadrilateral with sides of equal lengths.)

**82. Proof** Prove that the figure formed by connecting consecutive midpoints of the sides of any quadrilateral is a parallelogram.

**83. Proof** Prove that if the points  $(x_1, y_1)$  and  $(x_2, y_2)$  lie on the same line as  $(x_1^*, y_1^*)$  and  $(x_2^*, y_2^*)$ , then

$$\frac{y_2^* - y_1^*}{x_2^* - x_1^*} = \frac{y_2 - y_1}{x_2 - x_1}$$

Assume  $x_1 \neq x_2$  and  $x_1^* \neq x_2^*$ .

**84. Proof** Prove that if the slopes of two nonvertical lines are negative reciprocals of each other, then the lines are perpendicular.

**True or False?** In Exercises 85 and 86, determine whether the statement is true or false. If it is false, explain why or give an example that shows it is false.

**85.** The lines represented by

$$ax + by = c_1 \quad \text{and} \quad bx - ay = c_2$$

are perpendicular. Assume  $a \neq 0$  and  $b \neq 0$ .

**86.** If a line contains points in both the first and third quadrants, then its slope must be positive.

## P.3 Functions and Their Graphs

- Use function notation to represent and evaluate a function.
- Find the domain and range of a function.
- Sketch the graph of a function.
- Identify different types of transformations of functions.
- Classify functions and recognize combinations of functions.

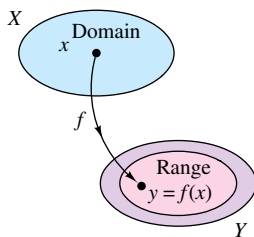
### Functions and Function Notation

A **relation** between two sets  $X$  and  $Y$  is a set of ordered pairs, each of the form  $(x, y)$ , where  $x$  is a member of  $X$  and  $y$  is a member of  $Y$ . A **function** from  $X$  to  $Y$  is a relation between  $X$  and  $Y$  that has the property that any two ordered pairs with the same  $x$ -value also have the same  $y$ -value. The variable  $x$  is the **independent variable**, and the variable  $y$  is the **dependent variable**.

Many real-life situations can be modeled by functions. For instance, the area  $A$  of a circle is a function of the circle's radius  $r$ .

$$A = \pi r^2 \quad A \text{ is a function of } r.$$

In this case,  $r$  is the independent variable and  $A$  is the dependent variable.



A real-valued function  $f$  of a real variable

Figure P.22

#### Definition of a Real-Valued Function of a Real Variable

Let  $X$  and  $Y$  be sets of real numbers. A **real-valued function  $f$  of a real variable  $x$**  from  $X$  to  $Y$  is a correspondence that assigns to each number  $x$  in  $X$  exactly one number  $y$  in  $Y$ .

The **domain** of  $f$  is the set  $X$ . The number  $y$  is the **image** of  $x$  under  $f$  and is denoted by  $f(x)$ , which is called the **value of  $f$  at  $x$** . The **range** of  $f$  is a subset of  $Y$  and consists of all images of numbers in  $X$ . (See Figure P.22.)

Functions can be specified in a variety of ways. In this text, however, you will concentrate primarily on functions that are given by equations involving the dependent and independent variables. For instance, the equation

$$x^2 + 2y = 1 \quad \text{Equation in implicit form}$$

defines  $y$ , the dependent variable, as a function of  $x$ , the independent variable. To **evaluate** this function (that is, to find the  $y$ -value that corresponds to a given  $x$ -value), it is convenient to isolate  $y$  on the left side of the equation.

$$y = \frac{1}{2}(1 - x^2) \quad \text{Equation in explicit form}$$

Using  $f$  as the name of the function, you can write this equation as

$$f(x) = \frac{1}{2}(1 - x^2). \quad \text{Function notation}$$

The original equation

$$x^2 + 2y = 1$$

**implicitly** defines  $y$  as a function of  $x$ . When you solve the equation for  $y$ , you are writing the equation in **explicit** form.

Function notation has the advantage of clearly identifying the dependent variable as  $f(x)$  while at the same time telling you that  $x$  is the independent variable and that the function itself is “ $f$ .” The symbol  $f(x)$  is read “ $f$  of  $x$ .” Function notation allows you to be less wordy. Instead of asking “What is the value of  $y$  that corresponds to  $x = 3$ ?” you can ask “What is  $f(3)$ ?”

#### FUNCTION NOTATION

The word *function* was first used by Gottfried Wilhelm Leibniz in 1694 as a term to denote any quantity connected with a curve, such as the coordinates of a point on a curve or the slope of a curve. Forty years later, Leonhard Euler used the word “function” to describe any expression made up of a variable and some constants. He introduced the notation  $y = f(x)$ . (To read more about Euler, see the biography on the next page.)



**LEONHARD EULER (1707–1783)**

In addition to making major contributions to almost every branch of mathematics, Euler was one of the first to apply calculus to real-life problems in physics. His extensive published writings include such topics as shipbuilding, acoustics, optics, astronomy, mechanics, and magnetism.

See [LarsonCalculus.com](http://LarsonCalculus.com) to read more of this biography.

In an equation that defines a function of  $x$ , the role of the variable  $x$  is simply that of a placeholder. For instance, the function

$$f(x) = 2x^2 - 4x + 1$$

can be described by the form

$$f(\square) = 2(\square)^2 - 4(\square) + 1$$

where rectangles are used instead of  $x$ . To evaluate  $f(-2)$ , replace each rectangle with  $-2$ .

$$\begin{aligned} f(-2) &= 2(-2)^2 - 4(-2) + 1 && \text{Substitute } -2 \text{ for } x. \\ &= 2(4) + 8 + 1 && \text{Simplify.} \\ &= 17 && \text{Simplify.} \end{aligned}$$

Although  $f$  is often used as a convenient function name with  $x$  as the independent variable, you can use other symbols. For instance, these three equations all define the same function.

$$\begin{aligned} f(x) &= x^2 - 4x + 7 && \text{Function name is } f, \text{ independent variable is } x. \\ f(t) &= t^2 - 4t + 7 && \text{Function name is } f, \text{ independent variable is } t. \\ g(s) &= s^2 - 4s + 7 && \text{Function name is } g, \text{ independent variable is } s. \end{aligned}$$

**EXAMPLE 1** Evaluating a Function

For the function  $f$  defined by  $f(x) = x^2 + 7$ , evaluate each expression.

- a.  $f(3a)$     b.  $f(b - 1)$     c.  $\frac{f(x + \Delta x) - f(x)}{\Delta x}$

**Solution**

- a.  $f(3a) = (3a)^2 + 7$  Substitute  $3a$  for  $x$ .  
 $= 9a^2 + 7$  Simplify.
- b.  $f(b - 1) = (b - 1)^2 + 7$  Substitute  $b - 1$  for  $x$ .  
 $= b^2 - 2b + 1 + 7$  Expand binomial.  
 $= b^2 - 2b + 8$  Simplify.

c.  $\frac{f(x + \Delta x) - f(x)}{\Delta x} = \frac{[(x + \Delta x)^2 + 7] - (x^2 + 7)}{\Delta x}$   
 $= \frac{x^2 + 2x\Delta x + (\Delta x)^2 + 7 - x^2 - 7}{\Delta x}$   
 $= \frac{2x\Delta x + (\Delta x)^2}{\Delta x}$   
 $= \frac{\cancel{\Delta x}(2x + \Delta x)}{\cancel{\Delta x}}$   
 $= 2x + \Delta x, \quad \Delta x \neq 0$

**REMARK** The expression in Example 1(c) is called a *difference quotient* and has a special significance in calculus. You will learn more about this in Chapter 2.

In calculus, it is important to specify the domain of a function or expression clearly. For instance, in Example 1(c), the two expressions

$$\frac{f(x + \Delta x) - f(x)}{\Delta x} \quad \text{and} \quad 2x + \Delta x, \quad \Delta x \neq 0$$

are equivalent because  $\Delta x = 0$  is excluded from the domain of each expression. Without a stated domain restriction, the two expressions would not be equivalent.

## The Domain and Range of a Function

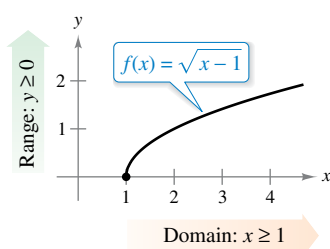
The domain of a function can be described explicitly, or it may be described *implicitly* by an equation used to define the function. The **implied domain** is the set of all real numbers for which the equation is defined, whereas an explicitly defined domain is one that is given along with the function. For example, the function

$$f(x) = \frac{1}{x^2 - 4}, \quad 4 \leq x \leq 5$$

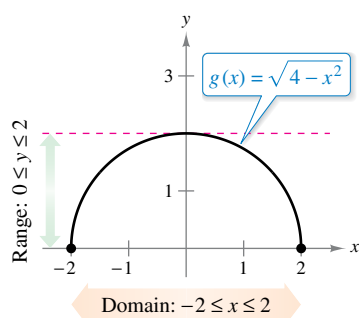
has an explicitly defined domain given by  $\{x: 4 \leq x \leq 5\}$ . On the other hand, the function

$$g(x) = \frac{1}{x^2 - 4}$$

has an implied domain that is the set  $\{x: x \neq \pm 2\}$ .



(a) The domain of  $f$  is  $[1, \infty)$ , and the range is  $[0, \infty)$ .



(b) The domain of  $g$  is  $[-2, 2]$ , and the range is  $[0, 2]$ .

**Figure P.23**

### THE SQUARE ROOT SYMBOL

The first use of a symbol to denote the square root can be traced to the sixteenth century. Mathematicians first used the symbol  $\sqrt{\quad}$ , which had only two strokes. The symbol was chosen because it resembled a lowercase  $r$ , to stand for the Latin word *radix*, meaning root.

### EXAMPLE 2 Finding the Domain and Range of a Function

Find the domain and range of each function.

a.  $f(x) = \sqrt{x - 1}$       b.  $g(x) = \sqrt{4 - x^2}$

#### Solution

a. The domain of the function

$$f(x) = \sqrt{x - 1}$$

is the set of all  $x$ -values for which  $x - 1 \geq 0$ , which is the interval  $[1, \infty)$ . To find the range, observe that  $f(x) = \sqrt{x - 1}$  is never negative. So, the range is the interval  $[0, \infty)$ , as shown in Figure P.23(a).

b. The domain of the function

$$g(x) = \sqrt{4 - x^2}$$

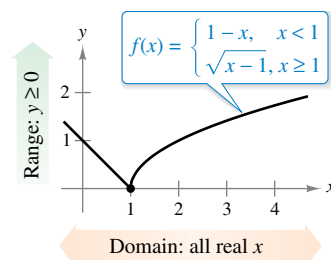
is the set of all values for which  $4 - x^2 \geq 0$ , or  $x^2 \leq 4$ . So, the domain of  $g$  is the interval  $[-2, 2]$ . To find the range, observe that  $g(x) = \sqrt{4 - x^2}$  is never negative and is at most 2. So, the range is the interval  $[0, 2]$ , as shown in Figure P.23(b). Note that the graph of  $g$  is a *semicircle* of radius 2.

### EXAMPLE 3 A Function Defined by More than One Equation

For the piecewise-defined function

$$f(x) = \begin{cases} 1 - x, & x < 1 \\ \sqrt{x - 1}, & x \geq 1 \end{cases}$$

$f$  is defined for  $x < 1$  and  $x \geq 1$ . So, the domain is the set of all real numbers. On the portion of the domain for which  $x \geq 1$ , the function behaves as in Example 2(a). For  $x < 1$ , the values of  $1 - x$  are positive. So, the range of the function is the interval  $[0, \infty)$ . (See Figure P.24.)

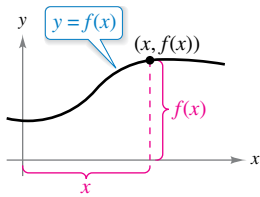


The domain of  $f$  is  $(-\infty, \infty)$ , and the range is  $[0, \infty)$ .

**Figure P.24**

A function from  $X$  to  $Y$  is **one-to-one** when to each  $y$ -value in the range there corresponds exactly one  $x$ -value in the domain. For instance, the function in Example 2(a) is one-to-one, whereas the functions in Examples 2(b) and 3 are not one-to-one. A function from  $X$  to  $Y$  is **onto** when its range consists of all of  $Y$ .

### The Graph of a Function



The graph of a function  
Figure P.25

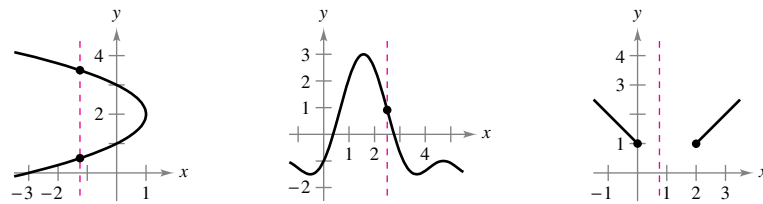
The graph of the function  $y = f(x)$  consists of all points  $(x, f(x))$ , where  $x$  is in the domain of  $f$ . In Figure P.25, note that

$x$  = the directed distance from the  $y$ -axis

and

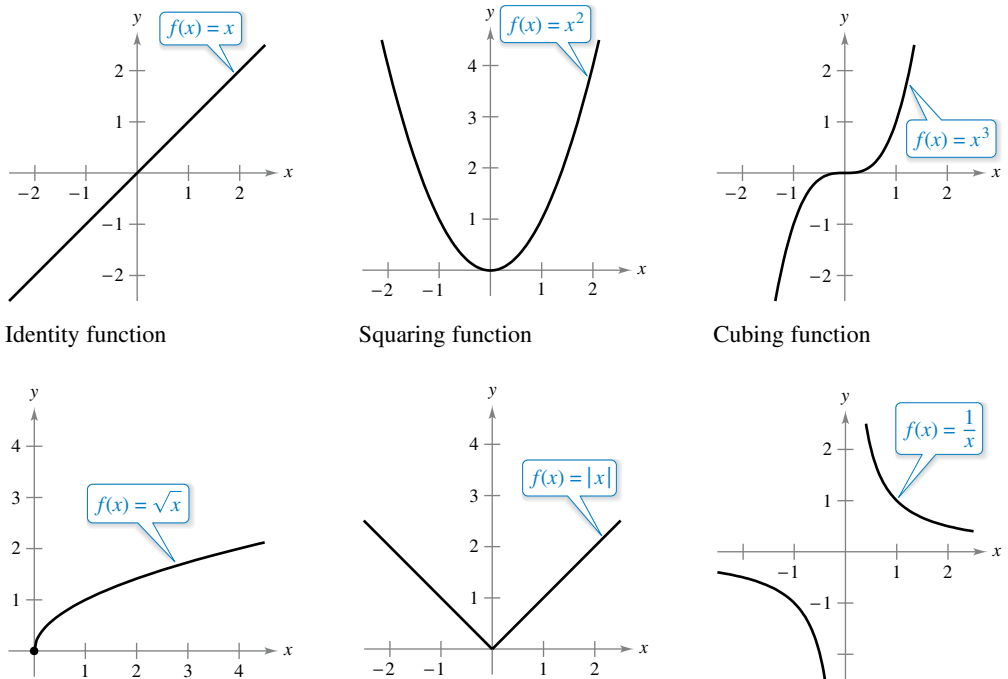
$f(x)$  = the directed distance from the  $x$ -axis.

A vertical line can intersect the graph of a function of  $x$  at most *once*. This observation provides a convenient visual test, called the **Vertical Line Test**, for functions of  $x$ . That is, a graph in the coordinate plane is the graph of a function of  $x$  if and only if no vertical line intersects the graph at more than one point. For example, in Figure P.26(a), you can see that the graph does not define  $y$  as a function of  $x$  because a vertical line intersects the graph twice, whereas in Figures P.26(b) and (c), the graphs do define  $y$  as a function of  $x$ .



(a) Not a function of  $x$       (b) A function of  $x$       (c) A function of  $x$   
Figure P.26

Figure P.27 shows the graphs of six basic functions. You should be able to recognize these graphs. (The graphs of the six basic trigonometric functions are shown in Section P.4.)



Identity function      Squaring function      Cubing function  
Square root function      Absolute value function      Rational function

The graphs of six basic functions  
Figure P.27



### Transformations of Functions

Some families of graphs have the same basic shape. For example, compare the graph of  $y = x^2$  with the graphs of the four other quadratic functions shown in Figure P.28.

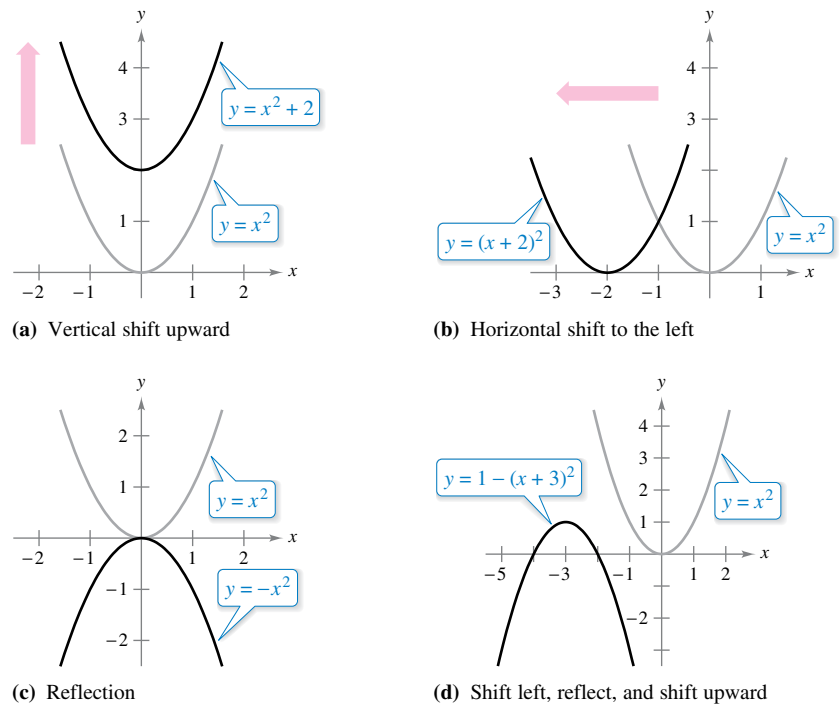


Figure P.28

Each of the graphs in Figure P.28 is a **transformation** of the graph of  $y = x^2$ . The three basic types of transformations illustrated by these graphs are vertical shifts, horizontal shifts, and reflections. Function notation lends itself well to describing transformations of graphs in the plane. For instance, using

$$f(x) = x^2 \quad \text{Original function}$$

as the original function, the transformations shown in Figure P.28 can be represented by these equations.

- a.  $y = f(x) + 2$       Vertical shift up two units
- b.  $y = f(x + 2)$       Horizontal shift to the left two units
- c.  $y = -f(x)$       Reflection about the  $x$ -axis
- d.  $y = -f(x + 3) + 1$       Shift left three units, reflect about the  $x$ -axis, and shift up one unit

**Basic Types of Transformations ( $c > 0$ )**

Original graph:	$y = f(x)$
Horizontal shift $c$ units to the <b>right</b> :	$y = f(x - c)$
Horizontal shift $c$ units to the <b>left</b> :	$y = f(x + c)$
Vertical shift $c$ units <b>downward</b> :	$y = f(x) - c$
Vertical shift $c$ units <b>upward</b> :	$y = f(x) + c$
<b>Reflection</b> (about the $x$ -axis):	$y = -f(x)$
<b>Reflection</b> (about the $y$ -axis):	$y = f(-x)$
<b>Reflection</b> (about the origin):	$y = -f(-x)$

## Classifications and Combinations of Functions

### FOR FURTHER INFORMATION

For more on the history of the concept of a function, see the article “Evolution of the Function Concept: A Brief Survey” by Israel Kleiner in *The College Mathematics Journal*. To view this article, go to *MathArticles.com*.

The modern notion of a function is derived from the efforts of many seventeenth- and eighteenth-century mathematicians. Of particular note was Leonhard Euler, who introduced the function notation  $y = f(x)$ . By the end of the eighteenth century, mathematicians and scientists had concluded that many real-world phenomena could be represented by mathematical models taken from a collection of functions called **elementary functions**. Elementary functions fall into three categories.

1. Algebraic functions (polynomial, radical, rational)
2. Trigonometric functions (sine, cosine, tangent, and so on)
3. Exponential and logarithmic functions

You will review the trigonometric functions in the next section. The other nonalgebraic functions, such as the inverse trigonometric functions and the exponential and logarithmic functions, are introduced in Chapter 5.

The most common type of algebraic function is a **polynomial function**

$$f(x) = a_n x^n + a_{n-1} x^{n-1} + \cdots + a_2 x^2 + a_1 x + a_0$$

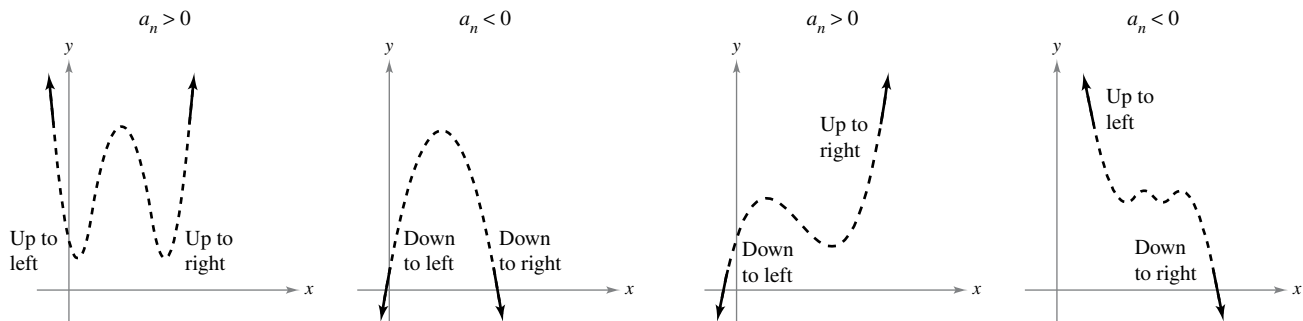
where  $n$  is a nonnegative integer. The numbers  $a_i$  are **coefficients**, with  $a_n$  the **leading coefficient** and  $a_0$  the **constant term** of the polynomial function. If  $a_n \neq 0$ , then  $n$  is the **degree** of the polynomial function. The zero polynomial  $f(x) = 0$  is not assigned a degree. It is common practice to use subscript notation for coefficients of general polynomial functions, but for polynomial functions of low degree, these simpler forms are often used. (Note that  $a \neq 0$ .)

<b>Zeroth degree:</b> $f(x) = a$	Constant function
<b>First degree:</b> $f(x) = ax + b$	Linear function
<b>Second degree:</b> $f(x) = ax^2 + bx + c$	Quadratic function
<b>Third degree:</b> $f(x) = ax^3 + bx^2 + cx + d$	Cubic function

Although the graph of a nonconstant polynomial function can have several turns, eventually the graph will rise or fall without bound as  $x$  moves to the right or left. Whether the graph of

$$f(x) = a_n x^n + a_{n-1} x^{n-1} + \cdots + a_2 x^2 + a_1 x + a_0$$

eventually rises or falls can be determined by the function’s degree (odd or even) and by the leading coefficient  $a_n$ , as indicated in Figure P.29. Note that the dashed portions of the graphs indicate that the **Leading Coefficient Test** determines *only* the right and left behavior of the graph.



Graphs of polynomial functions of even degree

Graphs of polynomial functions of odd degree

The Leading Coefficient Test for polynomial functions

**Figure P.29**

Just as a rational number can be written as the quotient of two integers, a **rational function** can be written as the quotient of two polynomials. Specifically, a function  $f$  is rational when it has the form

$$f(x) = \frac{p(x)}{q(x)}, \quad q(x) \neq 0$$

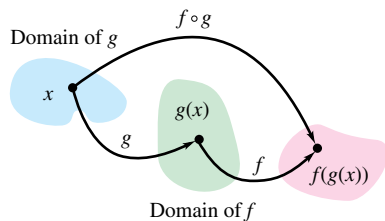
where  $p(x)$  and  $q(x)$  are polynomials.

Polynomial functions and rational functions are examples of **algebraic functions**. An algebraic function of  $x$  is one that can be expressed as a finite number of sums, differences, multiples, quotients, and radicals involving  $x^n$ . For example,  $f(x) = \sqrt{x + 1}$  is algebraic. Functions that are not algebraic are **transcendental**. For instance, the trigonometric functions (see Section P.4) are transcendental.

Two functions can be combined in various ways to create new functions. For example, given  $f(x) = 2x - 3$  and  $g(x) = x^2 + 1$ , you can form the functions shown.

$(f + g)(x) = f(x) + g(x) = (2x - 3) + (x^2 + 1)$	Sum
$(f - g)(x) = f(x) - g(x) = (2x - 3) - (x^2 + 1)$	Difference
$(fg)(x) = f(x)g(x) = (2x - 3)(x^2 + 1)$	Product
$(f/g)(x) = \frac{f(x)}{g(x)} = \frac{2x - 3}{x^2 + 1}$	Quotient

You can combine two functions in yet another way, called **composition**. The resulting function is called a **composite function**.



The domain of the composite function  $f \circ g$

Figure P.30

**Definition of Composite Function**  
 Let  $f$  and  $g$  be functions. The function  $(f \circ g)(x) = f(g(x))$  is the **composite** of  $f$  with  $g$ . The domain of  $f \circ g$  is the set of all  $x$  in the domain of  $g$  such that  $g(x)$  is in the domain of  $f$  (see Figure P.30).

The composite of  $f$  with  $g$  is generally not the same as the composite of  $g$  with  $f$ . This is shown in the next example.

**EXAMPLE 4** Finding Composite Functions

⋮▶ See [LarsonCalculus.com](http://LarsonCalculus.com) for an interactive version of this type of example.

For  $f(x) = 2x - 3$  and  $g(x) = x^2 + 1$ , find each composite function.

- a.  $f \circ g$       b.  $g \circ f$

**Solution**

a. $(f \circ g)(x) = f(g(x))$	Definition of $f \circ g$
$= f(x^2 + 1)$	Substitute $x^2 + 1$ for $g(x)$ .
$= 2(x^2 + 1) - 3$	Definition of $f(x)$
$= 2x^2 - 1$	Simplify.
b. $(g \circ f)x = g(f(x))$	Definition of $g \circ f$
$= g(2x - 3)$	Substitute $2x - 3$ for $f(x)$ .
$= (2x - 3)^2 + 1$	Definition of $g(x)$
$= 4x^2 - 12x + 10$	Simplify.

Note that  $(f \circ g)(x) \neq (g \circ f)(x)$ .

In Section P.1, an  $x$ -intercept of a graph was defined to be a point  $(a, 0)$  at which the graph crosses the  $x$ -axis. If the graph represents a function  $f$ , then the number  $a$  is a **zero** of  $f$ . In other words, *the zeros of a function  $f$  are the solutions of the equation  $f(x) = 0$* . For example, the function

$$f(x) = x - 4$$

has a zero at  $x = 4$  because  $f(4) = 0$ .

In Section P.1, you also studied different types of symmetry. In the terminology of functions, a function  $y = f(x)$  is **even** when its graph is symmetric with respect to the  $y$ -axis, and is **odd** when its graph is symmetric with respect to the origin. The symmetry tests in Section P.1 yield the following test for even and odd functions.

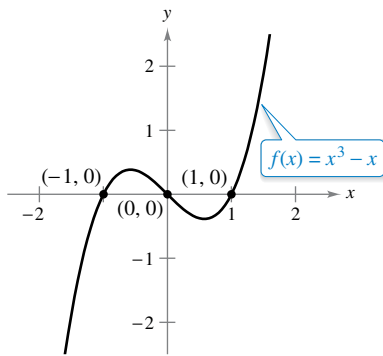
**Test for Even and Odd Functions**

The function  $y = f(x)$  is **even** when

$$f(-x) = f(x).$$

The function  $y = f(x)$  is **odd** when

$$f(-x) = -f(x).$$



(a) Odd function

**EXAMPLE 5 Even and Odd Functions and Zeros of Functions**

Determine whether each function is even, odd, or neither. Then find the zeros of the function.

- a.  $f(x) = x^3 - x$     b.  $g(x) = \frac{1}{x^2}$     c.  $h(x) = -x^2 - x - 1$

**Solution**

a. This function is odd because

$$f(-x) = (-x)^3 - (-x) = -x^3 + x = -(x^3 - x) = -f(x).$$

The zeros of  $f$  are

$$\begin{aligned} x^3 - x &= 0 && \text{Let } f(x) = 0. \\ x(x^2 - 1) &= 0 && \text{Factor.} \\ x(x - 1)(x + 1) &= 0 && \text{Factor.} \\ x &= 0, 1, -1. && \text{Zeros of } f \end{aligned}$$

See Figure P.31(a).

b. This function is even because

$$g(-x) = \frac{1}{(-x)^2} = \frac{1}{x^2} = g(x).$$

This function does not have zeros because  $1/x^2$  is positive for all  $x$  in the domain, as shown in Figure P.31(b).

c. Substituting  $-x$  for  $x$  produces

$$h(-x) = -(-x)^2 - (-x) - 1 = -x^2 + x - 1.$$

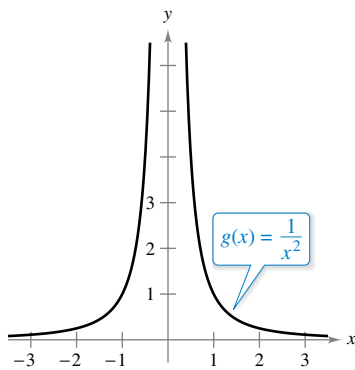
Because  $h(x) = -x^2 - x - 1$  and  $-h(x) = x^2 + x + 1$ , you can conclude that

$$h(-x) \neq h(x) \quad \text{Function is not even.}$$

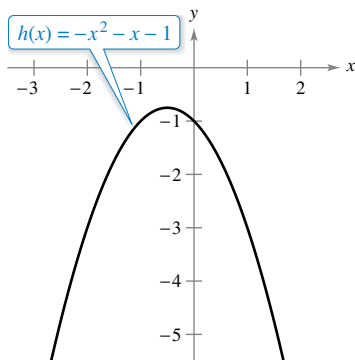
and

$$h(-x) \neq -h(x). \quad \text{Function is not odd.}$$

So, the function is neither even nor odd. This function does not have zeros because  $-x^2 - x - 1$  is negative for all  $x$ , as shown in Figure P.31(c).



(b) Even function



(c) Neither even nor odd

**Figure P.31**

# P.3 Exercises

See [CalcChat.com](http://CalcChat.com) for tutorial help and worked-out solutions to odd-numbered exercises.

### CONCEPT CHECK

- Writing** Describe how a relation and a function are different.
- Domain and Range** In your own words, explain the meanings of *domain* and *range*.
- Transformations** What are the three basic types of function transformations?
- Right and Left Behavior** Describe the four cases of the Leading Coefficient Test.



**Evaluating a Function** In Exercises 5–12, evaluate the function at the given value(s) of the independent variable. Simplify the results.

- $f(x) = 3x - 2$   
(a)  $f(0)$  (b)  $f(5)$  (c)  $f(b)$  (d)  $f(x - 1)$
- $f(x) = 7x - 4$   
(a)  $f(0)$  (b)  $f(-3)$  (c)  $f(b)$  (d)  $f(x + 2)$
- $f(x) = \sqrt{x^2 + 4}$   
(a)  $f(-2)$  (b)  $f(3)$  (c)  $f(2)$  (d)  $f(x + bx)$
- $f(x) = \sqrt{x + 5}$   
(a)  $f(-4)$  (b)  $f(11)$  (c)  $f(4)$  (d)  $f(x + \Delta x)$
- $g(x) = 5 - x^2$   
(a)  $g(0)$  (b)  $g(\sqrt{5})$  (c)  $g(-2)$  (d)  $g(t - 1)$
- $g(x) = x^2(x - 4)$   
(a)  $g(4)$  (b)  $g(\frac{3}{2})$  (c)  $g(c)$  (d)  $g(t + 4)$
- $f(x) = x^3$   
 $\frac{f(x + \Delta x) - f(x)}{\Delta x}$
- $f(x) = 3x - 1$   
 $\frac{f(x) - f(1)}{x - 1}$



**Finding the Domain and Range of a Function** In Exercises 13–22, find the domain and range of the function.

- $f(x) = 4x^2$
- $g(x) = x^2 - 5$
- $f(x) = x^3$
- $h(x) = 4 - x^2$
- $g(x) = \sqrt{6x}$
- $h(x) = -\sqrt{x + 3}$
- $f(x) = \sqrt{16 - x^2}$
- $f(x) = |x - 3|$
- $f(x) = \frac{3}{x}$
- $f(x) = \frac{x - 2}{x + 4}$

**Finding the Domain of a Function** In Exercises 23–26, find the domain of the function.

- $f(x) = \sqrt{x} + \sqrt{1 - x}$
- $f(x) = \sqrt{x^2 - 3x + 2}$
- $f(x) = \frac{1}{|x + 3|}$
- $g(x) = \frac{1}{|x^2 - 4|}$



**Finding the Domain and Range of a Piecewise Function** In Exercises 27–30, evaluate the function at the given value(s) of the independent variable. Then find the domain and range.

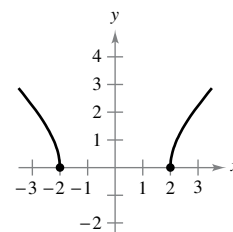
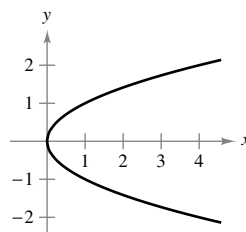
- $f(x) = \begin{cases} 2x + 1, & x < 0 \\ 2x + 2, & x \geq 0 \end{cases}$   
(a)  $f(-1)$  (b)  $f(0)$  (c)  $f(2)$  (d)  $f(t^2 + 1)$
- $f(x) = \begin{cases} x^2 + 2, & x \leq 1 \\ 2x^2 + 2, & x > 1 \end{cases}$   
(a)  $f(-2)$  (b)  $f(0)$  (c)  $f(1)$  (d)  $f(s^2 + 2)$
- $f(x) = \begin{cases} |x| + 1, & x < 1 \\ -x + 1, & x \geq 1 \end{cases}$   
(a)  $f(-3)$  (b)  $f(1)$  (c)  $f(3)$  (d)  $f(b^2 + 1)$
- $f(x) = \begin{cases} \sqrt{x + 4}, & x \leq 5 \\ (x - 5)^2, & x > 5 \end{cases}$   
(a)  $f(-3)$  (b)  $f(0)$  (c)  $f(5)$  (d)  $f(10)$

**Sketching a Graph of a Function** In Exercises 31–38, sketch a graph of the function and find its domain and range. Use a graphing utility to verify your graph.

- $f(x) = 4 - x$
- $f(x) = x^2 + 5$
- $g(x) = \frac{1}{x^2 + 2}$
- $f(t) = \frac{2}{7 + t}$
- $h(x) = \sqrt{x - 6}$
- $f(x) = \frac{1}{4}x^3 + 3$
- $f(x) = \sqrt{9 - x^2}$
- $f(x) = x + \sqrt{4 - x^2}$

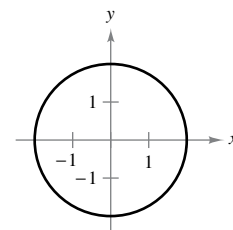
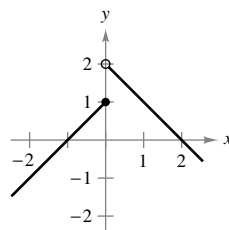
**Using the Vertical Line Test** In Exercises 39–42, use the Vertical Line Test to determine whether  $y$  is a function of  $x$ . To print an enlarged copy of the graph, go to [MathGraphs.com](http://MathGraphs.com).

- $x - y^2 = 0$
- $\sqrt{x^2 - 4} - y = 0$



- $y = \begin{cases} x + 1, & x \leq 0 \\ -x + 2, & x > 0 \end{cases}$

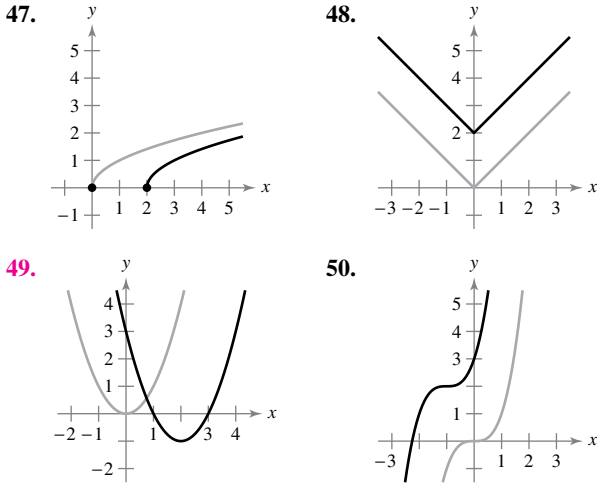
- $x^2 + y^2 = 4$



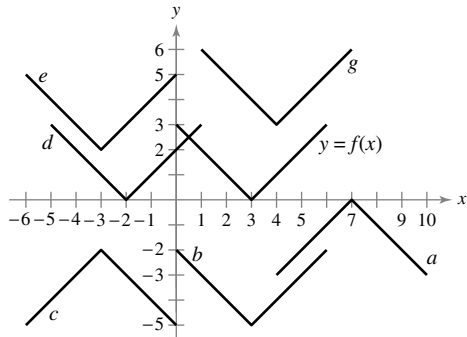
**Deciding Whether an Equation Is a Function** In Exercises 43–46, determine whether  $y$  is a function of  $x$ .

43.  $x^2 + y^2 = 16$       44.  $x^2 + y = 16$   
 45.  $y^2 = x^2 - 1$       46.  $x^2y - x^2 + 4y = 0$

**Transformation of a Function** In Exercises 47–50, the graph shows one of the six basic functions on page 22 and a transformation of the function. Describe the transformation. Then use your description to write an equation for the transformation.



**Matching** In Exercises 51–56, use the graph of  $y = f(x)$  to match the function with its graph.



51.  $y = f(x + 5)$       52.  $y = f(x) - 5$   
 53.  $y = -f(-x) - 2$       54.  $y = -f(x - 4)$   
 55.  $y = f(x + 6) + 2$       56.  $y = f(x - 1) + 3$

**57. Sketching Transformations** Use the graph of  $f$  shown in the figure to sketch the graph of each function. To print an enlarged copy of the graph, go to *MathGraphs.com*.

- (a)  $f(x + 3)$       (b)  $f(x - 1)$   
 (c)  $f(x) + 2$       (d)  $f(x) - 4$   
 (e)  $3f(x)$       (f)  $\frac{1}{4}f(x)$   
 (g)  $-f(x)$       (h)  $-f(-x)$

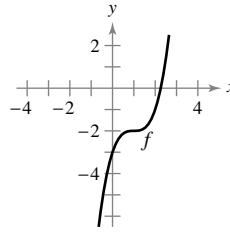


Figure for 57

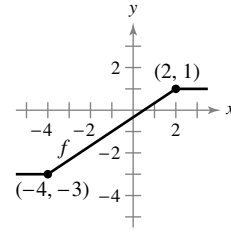


Figure for 58

**58. Sketching Transformations** Use the graph of  $f$  shown in the figure to sketch the graph of each function. To print an enlarged copy of the graph, go to *MathGraphs.com*.

- (a)  $f(x - 4)$       (b)  $f(x + 2)$   
 (c)  $f(x) + 4$       (d)  $f(x) - 1$   
 (e)  $2f(x)$       (f)  $\frac{1}{2}f(x)$   
 (g)  $f(-x)$       (h)  $-f(x)$

**Combinations of Functions** In Exercises 59 and 60, find (a)  $f(x) + g(x)$ , (b)  $f(x) - g(x)$ , (c)  $f(x) \cdot g(x)$ , and (d)  $f(x)/g(x)$ .

59.  $f(x) = 2x - 5$       60.  $f(x) = x^2 + 5x + 4$   
 $g(x) = 4 - 3x$        $g(x) = x + 1$

**61. Evaluating Composite Functions** Given  $f(x) = \sqrt{x}$  and  $g(x) = x^2 - 1$ , evaluate each expression.

- (a)  $f(g(1))$       (b)  $g(f(1))$       (c)  $g(f(0))$   
 (d)  $f(g(-4))$       (e)  $f(g(x))$       (f)  $g(f(x))$

**62. Evaluating Composite Functions** Given  $f(x) = 2x^3$  and  $g(x) = 4x + 3$ , evaluate each expression.

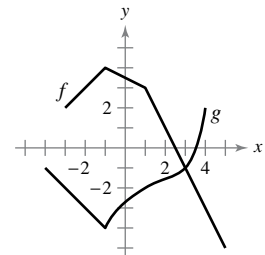
- (a)  $f(g(0))$       (b)  $f(g(\frac{1}{2}))$       (c)  $g(f(0))$   
 (d)  $g(f(-\frac{1}{4}))$       (e)  $f(g(x))$       (f)  $g(f(x))$

**Finding Composite Functions** In Exercises 63–66, find the composite functions  $f \circ g$  and  $g \circ f$ . Find the domain of each composite function. Are the two composite functions equal?

63.  $f(x) = x^2$       64.  $f(x) = x^2 - 1$   
 $g(x) = \sqrt{x}$        $g(x) = -x$   
 65.  $f(x) = \frac{3}{x}$       66.  $f(x) = \frac{1}{x}$   
 $g(x) = x^2 - 1$        $g(x) = \sqrt{x + 2}$

**67. Evaluating Composite Functions** Use the graphs of  $f$  and  $g$  to evaluate each expression. If the result is undefined, explain why.

- (a)  $(f \circ g)(3)$   
 (b)  $g(f(2))$   
 (c)  $g(f(5))$   
 (d)  $(f \circ g)(-3)$   
 (e)  $(g \circ f)(-1)$   
 (f)  $f(g(-1))$



- 68. Ripples** A pebble is dropped into a calm pond, causing ripples in the form of concentric circles. The radius (in feet) of the outer ripple is given by  $r(t) = 0.6t$ , where  $t$  is the time in seconds after the pebble strikes the water. The area of the circle is given by the function  $A(r) = \pi r^2$ . Find and interpret  $(A \circ r)(t)$ .

**Think About It** In Exercises 69 and 70,  $F(x) = f \circ g \circ h$ . Identify functions for  $f$ ,  $g$ , and  $h$ . (There are many correct answers.)

69.  $F(x) = \sqrt{2x - 2}$       70.  $F(x) = \frac{1}{4x^6}$

**Think About It** In Exercises 71 and 72, find the coordinates of a second point on the graph of a function  $f$  when the given point is on the graph and the function is (a) even and (b) odd.

71.  $(-\frac{3}{2}, 4)$       72.  $(4, 9)$

- 73. Even and Odd Functions** The graphs of  $f$ ,  $g$ , and  $h$  are shown in the figure. Decide whether each function is even, odd, or neither.

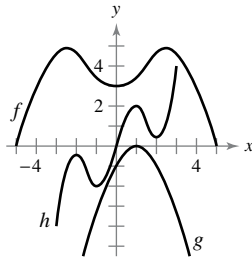


Figure for 73

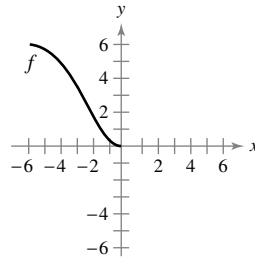


Figure for 74

- 74. Even and Odd Functions** The domain of the function  $f$  shown in the figure is  $-6 \leq x \leq 6$ .

- (a) Complete the graph of  $f$  given that  $f$  is even.
- (b) Complete the graph of  $f$  given that  $f$  is odd.



**Even and Odd Functions and Zeros of Functions** In Exercises 75–78, determine whether the function is even, odd, or neither. Then find the zeros of the function. Use a graphing utility to verify your result.

75.  $f(x) = x^2(4 - x^2)$       76.  $f(x) = \sqrt[3]{x}$   
 77.  $f(x) = 2\sqrt[6]{x}$       78.  $f(x) = 4x^4 - 3x^2$

**Writing Functions** In Exercises 79–82, write an equation for a function that has the given graph.

- 79. Line segment connecting  $(-2, 4)$  and  $(0, -6)$
- 80. Line segment connecting  $(3, 1)$  and  $(5, 8)$
- 81. The bottom half of the parabola  $x + y^2 = 0$
- 82. The bottom half of the circle  $x^2 + y^2 = 36$

**Sketching a Graph** In Exercises 83–86, sketch a possible graph of the situation.

- 83. The speed of an airplane as a function of time during a 5-hour flight

- 84. The height of a baseball as a function of horizontal distance during a home run
- 85. A student commutes 15 miles to attend college. After driving for a few minutes, she remembers that a term paper that is due has been forgotten. Driving faster than usual, she returns home, picks up the paper, and once again starts toward school. Consider the student's distance from home as a function of time.
- 86. A person buys a new car and keeps it for 6 years. During year 4, he buys several expensive upgrades. Consider the value of the car as a function of time.

- 87. Domain** Find the value of  $c$  such that the domain of

$$f(x) = \sqrt{c - x^2}$$

is  $[-5, 5]$ .

- 88. Domain** Find all values of  $c$  such that the domain of

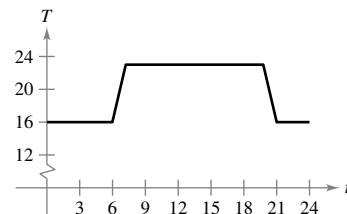
$$f(x) = \frac{x + 3}{x^2 + 3cx + 6}$$

is the set of all real numbers.

**EXPLORING CONCEPTS**

- 89. One-to-One Functions** Can the graph of a one-to-one function intersect a horizontal line more than once? Explain.
- 90. Composite Functions** Give an example of functions  $f$  and  $g$  such that  $f \circ g = g \circ f$  and  $f(x) \neq g(x)$ .
- 91. Polynomial Functions** Does the degree of a polynomial function determine whether the function is even or odd? Explain.
- 92. Think About It** Determine whether the function  $f(x) = 0$  is even, odd, both, or neither. Explain.

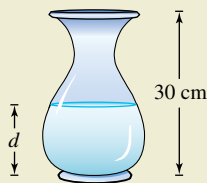
- 93. Graphical Reasoning** An electronically controlled thermostat is programmed to lower the temperature during the night automatically (see figure). The temperature  $T$  in degrees Celsius is given in terms of  $t$ , the time in hours on a 24-hour clock.



- (a) Approximate  $T(4)$  and  $T(15)$ .
- (b) The thermostat is reprogrammed to produce a temperature  $H(t) = T(t - 1)$ . How does this change the temperature? Explain.
- (c) The thermostat is reprogrammed to produce a temperature  $H(t) = T(t) - 1$ . How does this change the temperature? Explain.



**94. HOW DO YOU SEE IT?** Water runs into a vase of height 30 centimeters at a constant rate. The vase is full after 5 seconds. Use this information and the shape of the vase shown to answer the questions when  $d$  is the depth of the water in centimeters and  $t$  is the time in seconds (see figure).



- (a) Explain why  $d$  is a function of  $t$ .
- (b) Determine the domain and range of the function.
- (c) Sketch a possible graph of the function.
- (d) Use the graph in part (c) to approximate  $d(4)$ . What does this represent?

**95. Automobile Aerodynamics**

The horsepower  $H$  required to overcome wind drag on a certain automobile is

$$H(x) = 0.00004636x^3$$

where  $x$  is the speed of the car in miles per hour.



- (a) Use a graphing utility to graph  $H$ .
- (b) Rewrite  $H$  so that  $x$  represents the speed in kilometers per hour. [Hint: Find  $H(x/1.6)$ .]

**96. Writing** Use a graphing utility to graph the polynomial functions

$$p_1(x) = x^3 - x + 1 \quad \text{and} \quad p_2(x) = x^3 - x.$$

How many zeros does each function have? Is there a cubic polynomial that has no zeros? Explain.

**97. Proof** Prove that the function is odd.

$$f(x) = a_{2n+1}x^{2n+1} + \dots + a_3x^3 + a_1x$$

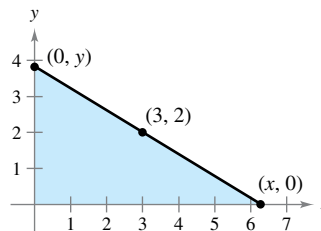
**98. Proof** Prove that the function is even.

$$f(x) = a_{2n}x^{2n} + a_{2n-2}x^{2n-2} + \dots + a_2x^2 + a_0$$

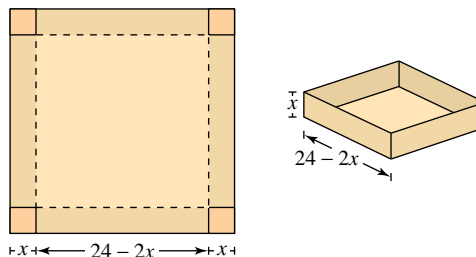
**99. Proof** Prove that the product of two even (or two odd) functions is even.

**100. Proof** Prove that the product of an odd function and an even function is odd.

**101. Length** A right triangle is formed in the first quadrant by the  $x$ - and  $y$ -axes and a line through the point  $(3, 2)$  (see figure). Write the length  $L$  of the hypotenuse as a function of  $x$ .



**102. Volume** An open box of maximum volume is to be made from a square piece of material 24 centimeters on a side by cutting equal squares from the corners and turning up the sides (see figure).



- (a) Write the volume  $V$  as a function of  $x$ , the length of the corner squares. What is the domain of the function?
- (b) Use a graphing utility to graph the volume function and approximate the dimensions of the box that yield a maximum volume.

**True or False?** In Exercises 103–108, determine whether the statement is true or false. If it is false, explain why or give an example that shows it is false.

- 103. If  $f(a) = f(b)$ , then  $a = b$ .
- 104. A vertical line can intersect the graph of a function at most once.
- 105. If  $f(x) = f(-x)$  for all  $x$  in the domain of  $f$ , then the graph of  $f$  is symmetric with respect to the  $y$ -axis.
- 106. If  $f$  is a function, then  $f(ax) = af(x)$ .
- 107. The graph of a function of  $x$  cannot have symmetry with respect to the  $x$ -axis.
- 108. If the domain of a function consists of a single number, then its range must also consist of only one number.

**PUTNAM EXAM CHALLENGE**

- 109. Let  $R$  be the region consisting of the points  $(x, y)$  of the Cartesian plane satisfying both  $|x| - |y| \leq 1$  and  $|y| \leq 1$ . Sketch the region  $R$  and find its area.
- 110. Consider a polynomial  $f(x)$  with real coefficients having the property  $f(g(x)) = g(f(x))$  for every polynomial  $g(x)$  with real coefficients. Determine and prove the nature of  $f(x)$ .

These problems were composed by the Committee on the Putnam Prize Competition. © The Mathematical Association of America. All rights reserved.

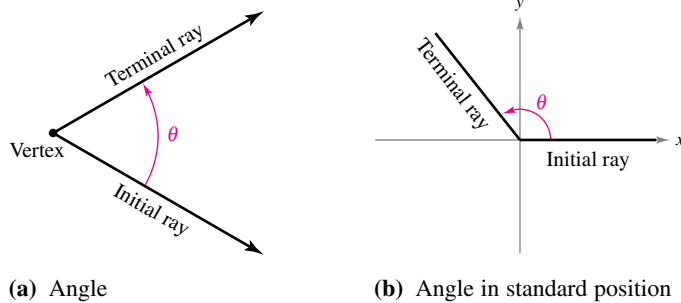


# P.4 Review of Trigonometric Functions

- Describe angles and use degree measure.
- Use radian measure.
- Understand the definitions of the six trigonometric functions.
- Evaluate trigonometric functions.
- Solve trigonometric equations.
- Graph trigonometric functions.

## Angles and Degree Measure

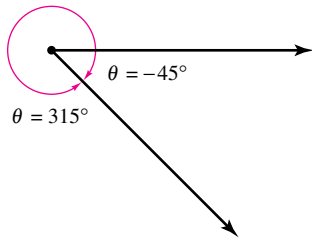
An **angle** has three parts: an **initial ray** (or side), a **terminal ray**, and a **vertex** (the point of intersection of the two rays), as shown in Figure P.32(a). An angle is in **standard position** when its initial ray coincides with the positive  $x$ -axis and its vertex is at the origin, as shown in Figure P.32(b).



**Figure P.32**

It is assumed that you are familiar with the degree measure of an angle.\* It is common practice to use  $\theta$  (the lowercase Greek letter theta) to represent both an angle and its measure. Angles between  $0^\circ$  and  $90^\circ$  are **acute**, and angles between  $90^\circ$  and  $180^\circ$  are **obtuse**.

Positive angles are measured *counterclockwise*, and negative angles are measured *clockwise*. For instance, Figure P.33 shows an angle whose measure is  $-45^\circ$ . You cannot assign a measure to an angle by simply knowing where its initial and terminal rays are located. To measure an angle, you must also know how the terminal ray was revolved. For example, Figure P.33 shows that the angle measuring  $-45^\circ$  has the same terminal ray as the angle measuring  $315^\circ$ . Such angles are **coterminal**. In general, if  $\theta$  is any angle, then  $\theta + n(360)$ ,  $n$  is a nonzero integer, is coterminal with  $\theta$ .



Coterminal angles  
**Figure P.33**

An angle that is larger than  $360^\circ$  is one whose terminal ray has been revolved more than one full revolution counterclockwise, as shown in Figure P.34(a). You can form an angle whose measure is less than  $-360^\circ$  by revolving a terminal ray more than one full revolution clockwise, as shown in Figure P.34(b).



(a) An angle whose measure is greater than  $360^\circ$       (b) An angle whose measure is less than  $-360^\circ$

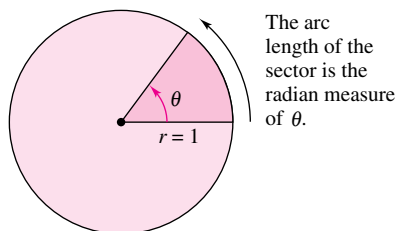
**Figure P.34**

\*For a more complete review of trigonometry, see *Precalculus*, 10th edition, or *Precalculus: Real Mathematics, Real People*, 7th edition, both by Ron Larson (Boston, Massachusetts: Brooks/Cole, Cengage Learning, 2018 and 2016, respectively).

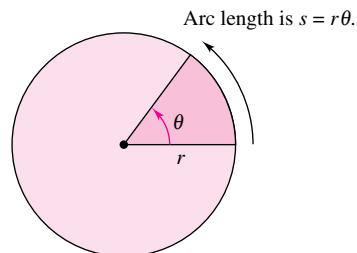
## Radian Measure

To assign a radian measure to an angle  $\theta$ , consider  $\theta$  to be a central angle of a circle of radius 1, as shown in Figure P.35. The **radian measure** of  $\theta$  is then defined to be the length of the arc of the sector. Because the circumference of a circle is  $2\pi r$ , the circumference of a **unit circle** (of radius 1) is  $2\pi$ . This implies that the radian measure of an angle measuring  $360^\circ$  is  $2\pi$ . In other words,  $360^\circ = 2\pi$  radians.

Using radian measure for  $\theta$ , the length  $s$  of a circular arc of radius  $r$  is  $s = r\theta$ , as shown in Figure P.36.

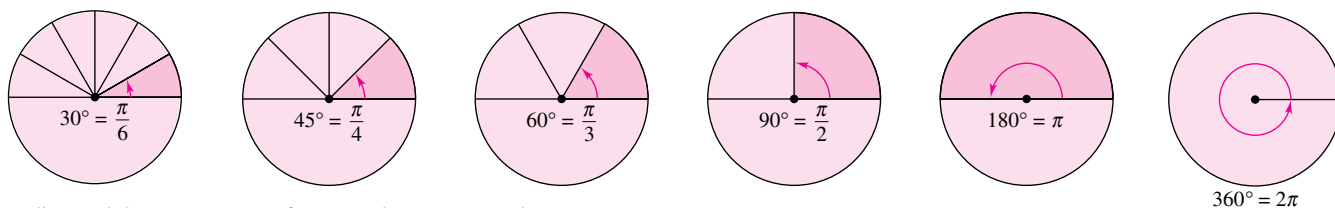


Unit circle  
Figure P.35



Circle of radius  $r$   
Figure P.36

You should know the conversions of the common angles shown in Figure P.37. For other angles, use the fact that  $180^\circ$  is equal to  $\pi$  radians.



Radian and degree measures for several common angles  
Figure P.37

### EXAMPLE 1 Conversions Between Degrees and Radians

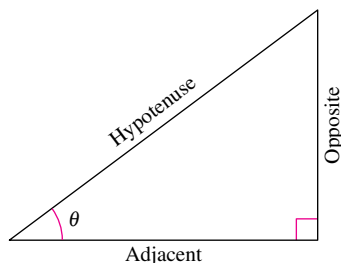
- $40^\circ = (40 \text{ deg}) \left( \frac{\pi \text{ rad}}{180 \text{ deg}} \right) = \frac{2\pi}{9} \text{ radian}$
- $540^\circ = (540 \text{ deg}) \left( \frac{\pi \text{ rad}}{180 \text{ deg}} \right) = 3\pi \text{ radians}$
- $-270^\circ = (-270 \text{ deg}) \left( \frac{\pi \text{ rad}}{180 \text{ deg}} \right) = -\frac{3\pi}{2} \text{ radians}$
- $-\frac{\pi}{2} \text{ radians} = \left( -\frac{\pi}{2} \text{ rad} \right) \left( \frac{180 \text{ deg}}{\pi \text{ rad}} \right) = -90^\circ$
- $2 \text{ radians} = (2 \text{ rad}) \left( \frac{180 \text{ deg}}{\pi \text{ rad}} \right) = \left( \frac{360}{\pi} \right)^\circ \approx 114.59^\circ$
- $\frac{9\pi}{2} \text{ radians} = \left( \frac{9\pi}{2} \text{ rad} \right) \left( \frac{180 \text{ deg}}{\pi \text{ rad}} \right) = 810^\circ$

► **TECHNOLOGY** Most graphing utilities have both *degree* and *radian* modes.

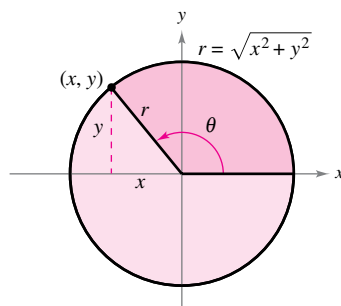
- You should learn how to use your graphing utility to convert from degrees to radians,
- and vice versa. Use a graphing utility to verify the results of Example 1.

## The Trigonometric Functions

There are two common approaches to the study of trigonometry. In one, the trigonometric functions are defined as ratios of two sides of a right triangle. In the other, these functions are defined in terms of a point on the terminal ray of an angle in standard position. The six trigonometric functions, **sine**, **cosine**, **tangent**, **cotangent**, **secant**, and **cosecant** (abbreviated as sin, cos, tan, cot, sec, and csc, respectively), are defined below from both viewpoints.



Sides of a right triangle  
Figure P.38



An angle in standard position  
Figure P.39

### Definition of the Six Trigonometric Functions

Right triangle definitions, where  $0 < \theta < \frac{\pi}{2}$  (see Figure P.38)

$$\begin{aligned} \sin \theta &= \frac{\text{opposite}}{\text{hypotenuse}} & \cos \theta &= \frac{\text{adjacent}}{\text{hypotenuse}} & \tan \theta &= \frac{\text{opposite}}{\text{adjacent}} \\ \csc \theta &= \frac{\text{hypotenuse}}{\text{opposite}} & \sec \theta &= \frac{\text{hypotenuse}}{\text{adjacent}} & \cot \theta &= \frac{\text{adjacent}}{\text{opposite}} \end{aligned}$$

Circular function definitions, where  $\theta$  is any angle (see Figure P.39)

$$\begin{aligned} \sin \theta &= \frac{y}{r} & \cos \theta &= \frac{x}{r} & \tan \theta &= \frac{y}{x}, x \neq 0 \\ \csc \theta &= \frac{r}{y}, y \neq 0 & \sec \theta &= \frac{r}{x}, x \neq 0 & \cot \theta &= \frac{x}{y}, y \neq 0 \end{aligned}$$

The trigonometric identities listed below are direct consequences of the definitions. [Note that  $\phi$  is the lowercase Greek letter phi and  $\sin^2 \theta$  is used to represent  $(\sin \theta)^2$ .]

### TRIGONOMETRIC IDENTITIES

#### Pythagorean Identities

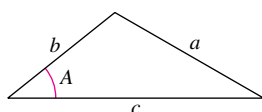
$$\begin{aligned} \sin^2 \theta + \cos^2 \theta &= 1 \\ 1 + \tan^2 \theta &= \sec^2 \theta \\ 1 + \cot^2 \theta &= \csc^2 \theta \end{aligned}$$

#### Sum and Difference Formulas

$$\begin{aligned} \sin(\theta \pm \phi) &= \sin \theta \cos \phi \pm \cos \theta \sin \phi \\ \cos(\theta \pm \phi) &= \cos \theta \cos \phi \mp \sin \theta \sin \phi \\ \tan(\theta \pm \phi) &= \frac{\tan \theta \pm \tan \phi}{1 \mp \tan \theta \tan \phi} \end{aligned}$$

#### Law of Cosines

$$a^2 = b^2 + c^2 - 2bc \cos A$$



#### Even/Odd Identities

$$\begin{aligned} \sin(-\theta) &= -\sin \theta & \csc(-\theta) &= -\csc \theta \\ \cos(-\theta) &= \cos \theta & \sec(-\theta) &= \sec \theta \\ \tan(-\theta) &= -\tan \theta & \cot(-\theta) &= -\cot \theta \end{aligned}$$

#### Power-Reducing Formulas

$$\begin{aligned} \sin^2 \theta &= \frac{1 - \cos 2\theta}{2} \\ \cos^2 \theta &= \frac{1 + \cos 2\theta}{2} \\ \tan^2 \theta &= \frac{1 - \cos 2\theta}{1 + \cos 2\theta} \end{aligned}$$

#### Reciprocal Identities

$$\begin{aligned} \csc \theta &= \frac{1}{\sin \theta} \\ \sec \theta &= \frac{1}{\cos \theta} \\ \cot \theta &= \frac{1}{\tan \theta} \end{aligned}$$

#### Double-Angle Formulas

$$\begin{aligned} \sin 2\theta &= 2 \sin \theta \cos \theta \\ \cos 2\theta &= 2 \cos^2 \theta - 1 \\ &= 1 - 2 \sin^2 \theta \\ &= \cos^2 \theta - \sin^2 \theta \\ \tan 2\theta &= \frac{2 \tan \theta}{1 - \tan^2 \theta} \end{aligned}$$

#### Quotient Identities

$$\begin{aligned} \tan \theta &= \frac{\sin \theta}{\cos \theta} \\ \cot \theta &= \frac{\cos \theta}{\sin \theta} \end{aligned}$$

## Evaluating Trigonometric Functions

There are two ways to evaluate trigonometric functions: (1) decimal approximations with a graphing utility and (2) exact evaluations using trigonometric identities and formulas from geometry. When using a graphing utility to evaluate a trigonometric function, remember to set the graphing utility to the appropriate mode—*degree* mode or *radian* mode.

### EXAMPLE 2 Exact Evaluation of Trigonometric Functions

Evaluate the sine, cosine, and tangent of  $\pi/3$ .

**Solution** Because  $60^\circ = \pi/3$  radians, you can draw an equilateral triangle with sides of length 1 and  $\theta$  as one of its angles, as shown in Figure P.40. Because the altitude of this triangle bisects its base, you know that  $x = \frac{1}{2}$ . Using the Pythagorean Theorem, you obtain

$$y = \sqrt{r^2 - x^2} = \sqrt{1 - \left(\frac{1}{2}\right)^2} = \sqrt{\frac{3}{4}} = \frac{\sqrt{3}}{2}.$$

Now, knowing the values of  $x$ ,  $y$ , and  $r$ , you can write the following.

$$\sin \frac{\pi}{3} = \frac{y}{r} = \frac{\sqrt{3}/2}{1} = \frac{\sqrt{3}}{2}$$

$$\cos \frac{\pi}{3} = \frac{x}{r} = \frac{1/2}{1} = \frac{1}{2}$$

$$\tan \frac{\pi}{3} = \frac{y}{x} = \frac{\sqrt{3}/2}{1/2} = \sqrt{3}$$

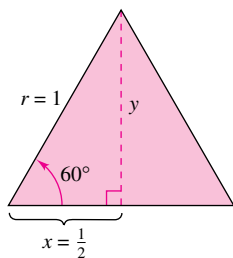
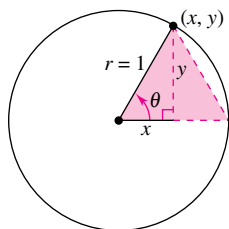
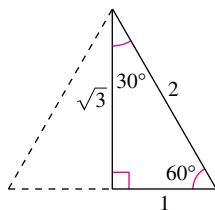
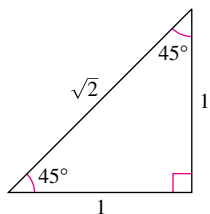


Figure P.40



Common angles  
Figure P.41

Note that all angles in this text are measured in radians unless stated otherwise. For example, when  $\sin 3$  is written, the sine of 3 radians is meant, and when  $\sin 3^\circ$  is written, the sine of 3 degrees is meant.

The degree and radian measures of several common angles are shown in the table below, along with the corresponding values of the sine, cosine, and tangent (see Figure P.41).

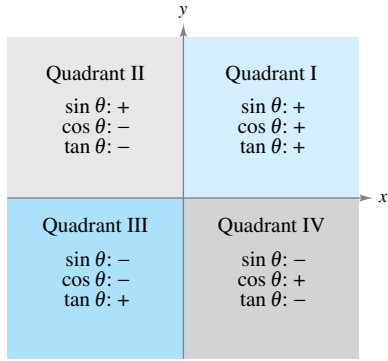
#### Trigonometric Values of Common Angles

$\theta$ (degrees)	$0^\circ$	$30^\circ$	$45^\circ$	$60^\circ$	$90^\circ$	$180^\circ$	$270^\circ$
$\theta$ (radians)	0	$\frac{\pi}{6}$	$\frac{\pi}{4}$	$\frac{\pi}{3}$	$\frac{\pi}{2}$	$\pi$	$\frac{3\pi}{2}$
$\sin \theta$	0	$\frac{1}{2}$	$\frac{\sqrt{2}}{2}$	$\frac{\sqrt{3}}{2}$	1	0	-1
$\cos \theta$	1	$\frac{\sqrt{3}}{2}$	$\frac{\sqrt{2}}{2}$	$\frac{1}{2}$	0	-1	0
$\tan \theta$	0	$\frac{\sqrt{3}}{3}$	1	$\sqrt{3}$	Undefined	0	Undefined

### EXAMPLE 3 Using Trigonometric Identities

a.  $\sin\left(-\frac{\pi}{3}\right) = -\sin \frac{\pi}{3} = -\frac{\sqrt{3}}{2}$        $\sin(-\theta) = -\sin \theta$

b.  $\sec 60^\circ = \frac{1}{\cos 60^\circ} = \frac{1}{1/2} = 2$        $\sec \theta = \frac{1}{\cos \theta}$



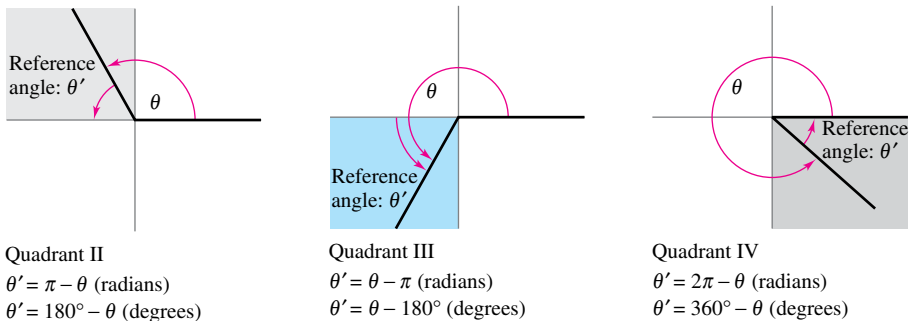
Quadrant signs for trigonometric functions  
**Figure P.42**

The quadrant signs for the sine, cosine, and tangent functions are shown in Figure P.42. To extend the use of the table on the preceding page to angles in quadrants other than the first quadrant, you can use the concept of a **reference angle** (see Figure P.43), with the appropriate quadrant sign. For instance, the reference angle for  $3\pi/4$  is  $\pi/4$ , and because the sine is positive in Quadrant II, you can write

$$\sin \frac{3\pi}{4} = \sin \frac{\pi}{4} = \frac{\sqrt{2}}{2}.$$

Similarly, because the reference angle for  $330^\circ$  is  $30^\circ$ , and the tangent is negative in Quadrant IV, you can write

$$\tan 330^\circ = -\tan 30^\circ = -\frac{\sqrt{3}}{3}.$$



Quadrant II  
 $\theta' = \pi - \theta$  (radians)  
 $\theta' = 180^\circ - \theta$  (degrees)

Quadrant III  
 $\theta' = \theta - \pi$  (radians)  
 $\theta' = \theta - 180^\circ$  (degrees)

Quadrant IV  
 $\theta' = 2\pi - \theta$  (radians)  
 $\theta' = 360^\circ - \theta$  (degrees)

**Figure P.43**

### Solving Trigonometric Equations

How would you solve the equation  $\sin \theta = 0$ ? You know that  $\theta = 0$  is one solution, but this is not the only solution. Any one of the following values of  $\theta$  is also a solution.

$$\dots, -3\pi, -2\pi, -\pi, 0, \pi, 2\pi, 3\pi, \dots$$

You can write this infinite solution set as  $\{n\pi: n \text{ is an integer}\}$ .

#### EXAMPLE 4 Solving a Trigonometric Equation

Solve the equation  $\sin \theta = -\frac{\sqrt{3}}{2}$ .

**Solution** To solve the equation, you should consider that the sine function is negative in Quadrants III and IV and that

$$\sin \frac{\pi}{3} = \frac{\sqrt{3}}{2}.$$

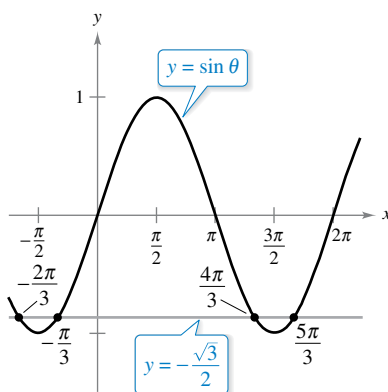
So, you are seeking values of  $\theta$  in the third and fourth quadrants that have a reference angle of  $\pi/3$ . In the interval  $[0, 2\pi]$ , the two angles fitting these criteria are

$$\theta = \pi + \frac{\pi}{3} = \frac{4\pi}{3} \quad \text{and} \quad \theta = 2\pi - \frac{\pi}{3} = \frac{5\pi}{3}.$$

By adding integer multiples of  $2\pi$  to each of these solutions, you obtain the following general solution.

$$\theta = \frac{4\pi}{3} + 2n\pi \quad \text{or} \quad \theta = \frac{5\pi}{3} + 2n\pi, \quad \text{where } n \text{ is an integer.}$$

See Figure P.44.



Solution points of  $\sin \theta = -\frac{\sqrt{3}}{2}$

**Figure P.44**

**EXAMPLE 5** Solving a Trigonometric Equation

..... ▷ Solve

**REMARK** Be sure you understand the mathematical conventions regarding parentheses and trigonometric functions. For instance, in Example 5,  $\cos 2\theta$  means  $\cos(2\theta)$ .

$$\cos 2\theta = 2 - 3 \sin \theta$$

where  $0 \leq \theta \leq 2\pi$ .

**Solution** Using the double-angle formula  $\cos 2\theta = 1 - 2 \sin^2 \theta$ , you can rewrite the equation as follows.

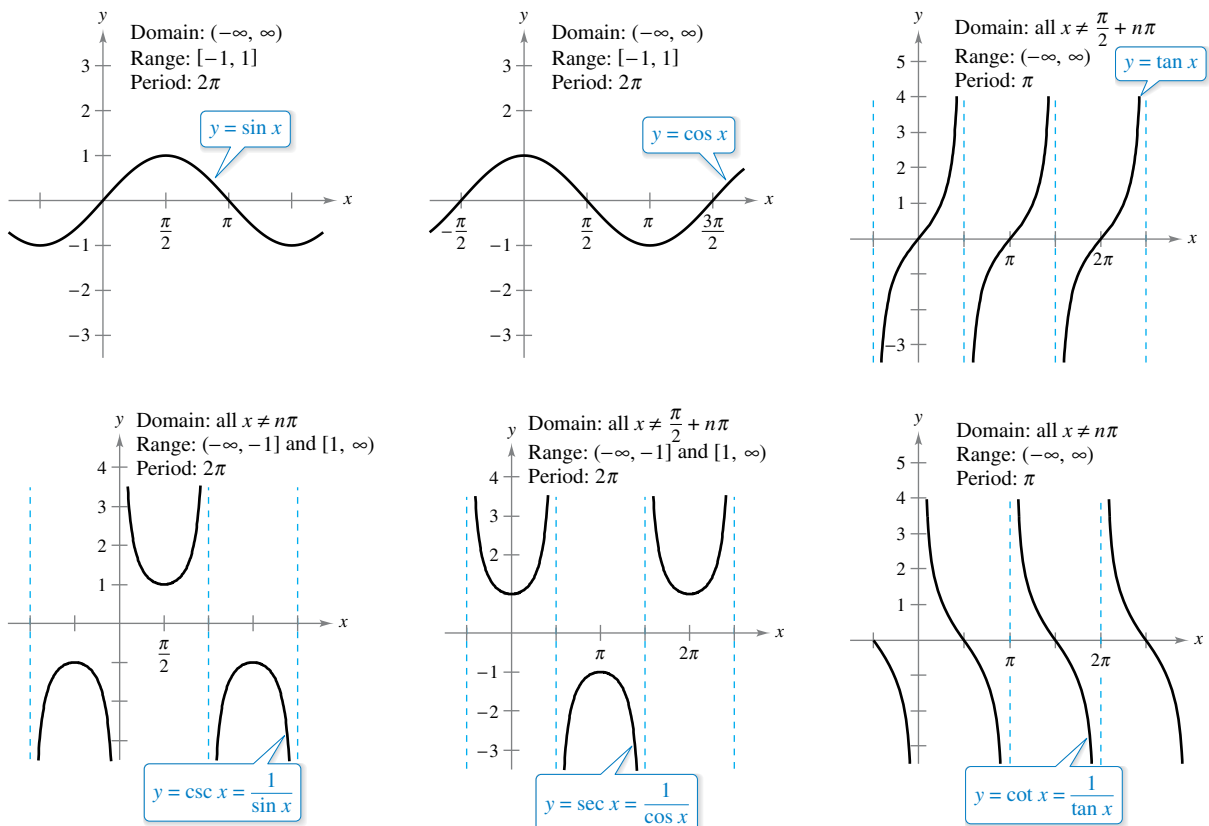
$$\begin{aligned} \cos 2\theta &= 2 - 3 \sin \theta && \text{Write original equation.} \\ 1 - 2 \sin^2 \theta &= 2 - 3 \sin \theta && \text{Double-angle formula} \\ 0 &= 2 \sin^2 \theta - 3 \sin \theta + 1 && \text{Quadratic form} \\ 0 &= (2 \sin \theta - 1)(\sin \theta - 1) && \text{Factor.} \end{aligned}$$

If  $2 \sin \theta - 1 = 0$ , then  $\sin \theta = 1/2$  and  $\theta = \pi/6$  or  $\theta = 5\pi/6$ . If  $\sin \theta - 1 = 0$ , then  $\sin \theta = 1$  and  $\theta = \pi/2$ . So, for  $0 \leq \theta \leq 2\pi$ , the solutions are

$$\theta = \frac{\pi}{6}, \frac{5\pi}{6}, \text{ or } \frac{\pi}{2}$$

**Graphs of Trigonometric Functions**

A function  $f$  is **periodic** when there exists a positive real number  $p$  such that  $f(x + p) = f(x)$  for all  $x$  in the domain of  $f$ . The least such positive value of  $p$  is the **period** of  $f$ . The sine, cosine, secant, and cosecant functions each have a period of  $2\pi$ , and the other two trigonometric functions, tangent and cotangent, have a period of  $\pi$ , as shown in Figure P.45.



The graphs of the six trigonometric functions  
**Figure P.45**

- **TECHNOLOGY** To produce the graphs shown in Figure P.45 with a graphing utility, make sure you set the graphing utility to *radian* mode.

Note in Figure P.45 that the maximum value of  $\sin x$  and  $\cos x$  is 1 and the minimum value is  $-1$ . The graphs of the functions  $y = a \sin bx$  and  $y = a \cos bx$  oscillate between  $-a$  and  $a$ , and so have an **amplitude** of  $|a|$ . Furthermore, because  $bx = 0$  when  $x = 0$  and  $bx = 2\pi$  when  $x = 2\pi/b$ , it follows that the functions  $y = a \sin bx$  and  $y = a \cos bx$  each have a period of  $2\pi/|b|$ . The table below summarizes the amplitudes and periods of some types of trigonometric functions.

Function	Period	Amplitude
$y = a \sin bx$ or $y = a \cos bx$	$\frac{2\pi}{ b }$	$ a $
$y = a \tan bx$ or $y = a \cot bx$	$\frac{\pi}{ b }$	Not applicable
$y = a \sec bx$ or $y = a \csc bx$	$\frac{2\pi}{ b }$	Not applicable

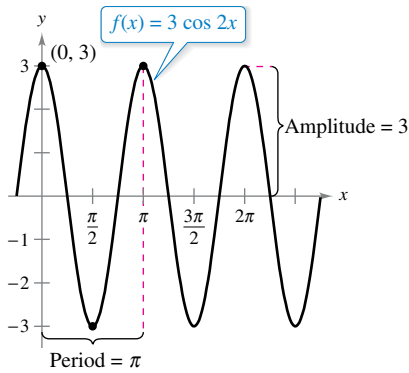


Figure P.46

**EXAMPLE 6** Sketching the Graph of a Trigonometric Function

Sketch the graph of  $f(x) = 3 \cos 2x$ .

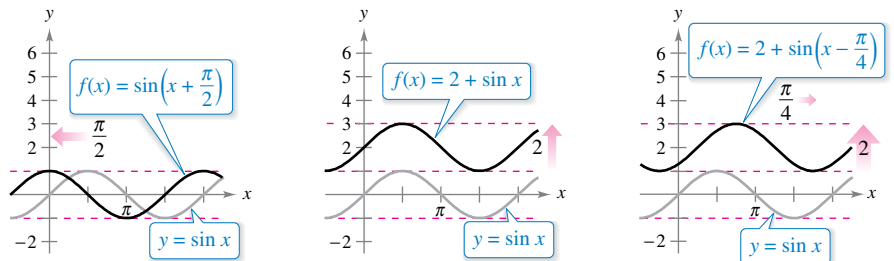
**Solution** The graph of  $f(x) = 3 \cos 2x$  has an amplitude of 3 and a period of  $2\pi/2 = \pi$ . Using the basic shape of the graph of the cosine function, sketch one period of the function on the interval  $[0, \pi]$ , using the following pattern.

- Maximum:  $(0, 3)$
- Minimum:  $(\frac{\pi}{2}, -3)$
- Maximum:  $(\pi, 3)$

By continuing this pattern, you can sketch several cycles of the graph, as shown in Figure P.46.

**EXAMPLE 7** Shifts of Graphs of Trigonometric Functions

- To sketch the graph of  $f(x) = \sin(x + \pi/2)$ , shift the graph of  $y = \sin x$  to the left  $\pi/2$  units, as shown in Figure P.47(a).
- To sketch the graph of  $f(x) = 2 + \sin x$ , shift the graph of  $y = \sin x$  upward two units, as shown in Figure P.47(b).
- To sketch the graph of  $f(x) = 2 + \sin(x - \pi/4)$ , shift the graph of  $y = \sin x$  upward two units and to the right  $\pi/4$  units, as shown in Figure P.47(c).



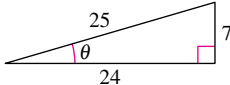
(a) Horizontal shift to the left      (b) Vertical shift upward  
Transformations of the graph of  $y = \sin x$


Figure P.47

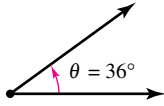
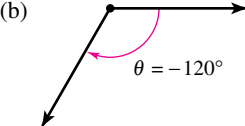
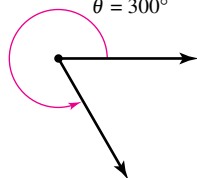
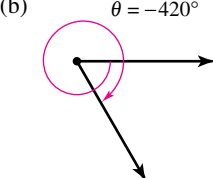
# P.4 Exercises


See [CalcChat.com](http://CalcChat.com) for tutorial help and worked-out solutions to odd-numbered exercises.

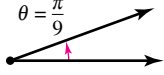
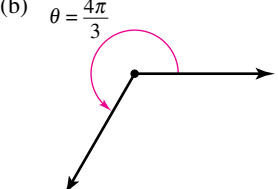
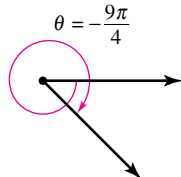
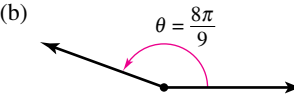
### CONCEPT CHECK


- Coterminal Angles** Explain how to find coterminal angles in degrees.
- Degrees to Radians** Explain how to convert from degrees to radians.
- Trigonometric Functions** Find  $\sin \theta$ ,  $\cos \theta$ , and  $\tan \theta$ . 
- Characteristics of a Graph** In your own words, describe the meaning of *amplitude* and *period*.

 **Coterminal Angles in Degrees** In Exercises 5 and 6, determine two coterminal angles in degree measure (one positive and one negative) for each angle.

5. (a)  (b) 
6. (a)  (b) 

 **Coterminal Angles in Radians** In Exercises 7 and 8, determine two coterminal angles in radian measure (one positive and one negative) for each angle.

7. (a)  (b) 
8. (a)  (b) 

 **Degrees to Radians** In Exercises 9 and 10, convert the degree measure to radian measure as a multiple of  $\pi$  and as a decimal accurate to three decimal places.

9. (a)  $30^\circ$  (b)  $150^\circ$  (c)  $315^\circ$  (d)  $120^\circ$   
 10. (a)  $-20^\circ$  (b)  $-240^\circ$  (c)  $-270^\circ$  (d)  $144^\circ$


 **Radians to Degrees** In Exercises 11 and 12, convert the radian measure to degree measure.

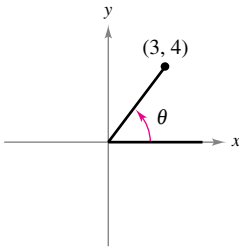
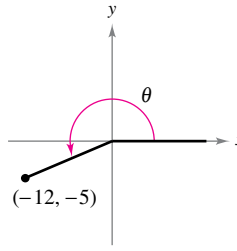
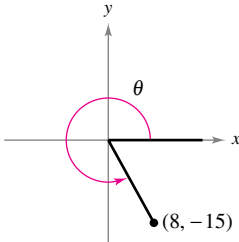
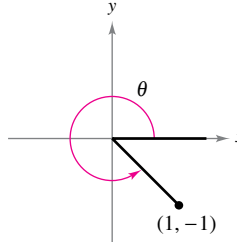
11. (a)  $\frac{3\pi}{2}$  (b)  $\frac{7\pi}{6}$  (c)  $-\frac{7\pi}{12}$  (d)  $-2.367$   
 12. (a)  $\frac{7\pi}{3}$  (b)  $-\frac{11\pi}{30}$  (c)  $\frac{11\pi}{6}$  (d)  $0.438$

13. **Completing a Table** Let  $r$  represent the radius of a circle,  $\theta$  the central angle (measured in radians), and  $s$  the length of the arc subtended by the angle. Use the relationship  $s = r\theta$  to complete the table.

$r$	8 ft	15 in.	85 cm		
$s$	12 ft			96 in.	8642 mi
$\theta$		1.6	$\frac{3\pi}{4}$	4	$\frac{2\pi}{3}$

14. **Angular Speed** A car is moving at the rate of 50 miles per hour, and the diameter of its wheels is 2.5 feet.  
 (a) Find the number of revolutions per minute that the wheels are rotating.  
 (b) Find the angular speed of the wheels in radians per minute.

 **Evaluating Trigonometric Functions** In Exercises 15 and 16, evaluate the six trigonometric functions of the angle  $\theta$ .

15. (a)  (b) 
16. (a)  (b) 

**Evaluating Trigonometric Functions** In Exercises 17–20, sketch a right triangle corresponding to the trigonometric function of the acute angle  $\theta$ . Then evaluate the other five trigonometric functions of  $\theta$ .

17.  $\sin \theta = \frac{1}{2}$  (b)  $\sin \theta = \frac{1}{3}$   
 18.  $\sin \theta = \frac{1}{3}$  (b)  $\sin \theta = \frac{1}{3}$   
 19.  $\cos \theta = \frac{4}{5}$  (b)  $\sec \theta = \frac{13}{5}$   
 20.  $\sec \theta = \frac{13}{5}$





**Evaluating Trigonometric Functions** In Exercises 21–24, evaluate the sine, cosine, and tangent of each angle. Do not use a calculator.

21. (a)  $60^\circ$  (b)  $120^\circ$  (c)  $\frac{\pi}{4}$  (d)  $\frac{5\pi}{4}$   
 22. (a)  $-30^\circ$  (b)  $150^\circ$  (c)  $-\frac{\pi}{6}$  (d)  $\frac{\pi}{2}$   
 23. (a)  $225^\circ$  (b)  $-225^\circ$  (c)  $\frac{5\pi}{3}$  (d)  $\frac{11\pi}{6}$   
 24. (a)  $750^\circ$  (b)  $510^\circ$  (c)  $\frac{10\pi}{3}$  (d)  $\frac{17\pi}{3}$

**Evaluating Trigonometric Functions Using Technology** In Exercises 25–28, use a calculator to evaluate each trigonometric function. Round your answers to four decimal places.

25. (a)  $\sin 10^\circ$  (b)  $\csc 10^\circ$   
 26. (a)  $\sec 225^\circ$  (b)  $\sec 135^\circ$   
 27. (a)  $\tan \frac{\pi}{9}$  (b)  $\tan \frac{10\pi}{9}$   
 28. (a)  $\cot(1.35)$  (b)  $\tan(1.35)$

**Determining a Quadrant** In Exercises 29 and 30, determine the quadrant in which  $\theta$  lies.

29. (a)  $\sin \theta < 0$  and  $\cos \theta < 0$   
 (b)  $\sec \theta > 0$  and  $\cot \theta < 0$   
 30. (a)  $\sin \theta > 0$  and  $\cos \theta < 0$   
 (b)  $\csc \theta < 0$  and  $\tan \theta > 0$

**Solving a Trigonometric Equation** In Exercises 31–34, find two solutions of each equation. Give your answers in radians ( $0 \leq \theta \leq 2\pi$ ). Do not use a calculator.

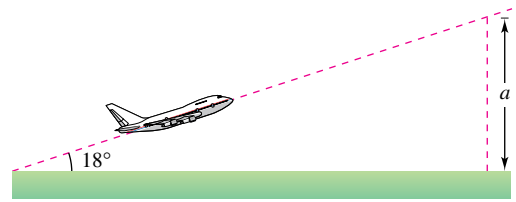
31. (a)  $\cos \theta = \frac{\sqrt{2}}{2}$  (b)  $\cos \theta = -\frac{\sqrt{2}}{2}$   
 32. (a)  $\sec \theta = 2$  (b)  $\sec \theta = -2$   
 33. (a)  $\tan \theta = 1$  (b)  $\cot \theta = -\sqrt{3}$   
 34. (a)  $\sin \theta = \frac{\sqrt{3}}{2}$  (b)  $\sin \theta = -\frac{\sqrt{3}}{2}$



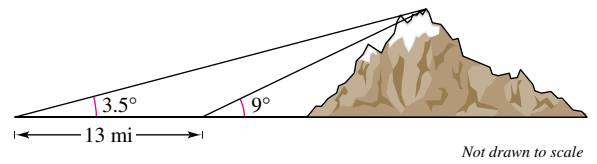
**Solving a Trigonometric Equation** In Exercises 35–42, solve the equation for  $\theta$ , where  $0 \leq \theta \leq 2\pi$ .

35.  $2 \sin^2 \theta = 1$  (b)  $\tan^2 \theta = 3$   
 37.  $\tan^2 \theta - \tan \theta = 0$  (b)  $2 \cos^2 \theta - \cos \theta = 1$   
 39.  $\sec \theta \csc \theta = 2 \csc \theta$  (b)  $\sin \theta = \cos \theta$   
 41.  $\cos^2 \theta + \sin \theta = 1$   
 42.  $\cos \frac{\theta}{2} - \cos \theta = 1$

**43. Airplane Ascent** An airplane leaves the runway climbing at an angle of  $18^\circ$  with a speed of 275 feet per second (see figure). Find the altitude  $a$  of the plane after 1 minute.

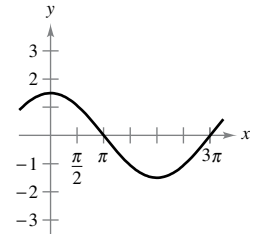
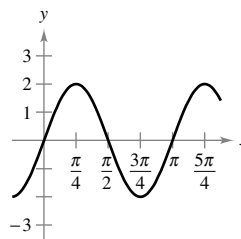


**44. Height of a Mountain** While traveling across flat land, you notice a mountain directly in front of you. Its angle of elevation (to the peak) is  $3.5^\circ$ . After you drive 13 miles closer to the mountain, the angle of elevation is  $9^\circ$ . Approximate the height of the mountain.



**Period and Amplitude** In Exercises 45–48, determine the period and amplitude of each function.

45.  $y = 2 \sin 2x$  (b)  $y = \frac{3}{2} \cos \frac{x}{2}$



47.  $y = -3 \sin 4\pi x$  (b)  $y = \frac{2}{3} \cos \frac{\pi x}{10}$

**Period** In Exercises 49–52, find the period of the function.

49.  $y = 5 \tan 2x$   
 50.  $y = 7 \tan 2\pi x$   
 51.  $y = \sec 5x$   
 52.  $y = \csc 4x$



**Writing** In Exercises 53 and 54, use a graphing utility to graph each function  $f$  in the same viewing window for  $c = -2$ ,  $c = -1$ ,  $c = 1$ , and  $c = 2$ . Give a written description of the change in the graph caused by changing  $c$ .

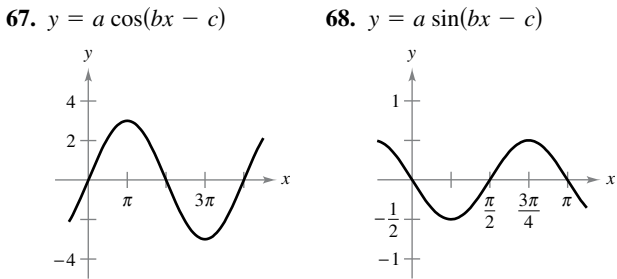
53. (a)  $f(x) = c \sin x$   
 (b)  $f(x) = \cos(cx)$   
 (c)  $f(x) = \cos(\pi x - c)$   
 54. (a)  $f(x) = \sin x + c$   
 (b)  $f(x) = -\sin(2\pi x - c)$   
 (c)  $f(x) = c \cos x$



**Sketching the Graph of a Trigonometric Function** In Exercises 55–66, sketch the graph of the function.

- 55.  $y = \sin \frac{x}{2}$
- 56.  $y = 2 \cos 2x$
- 57.  $y = -\sin \frac{2\pi x}{3}$
- 58.  $y = 2 \tan x$
- 59.  $y = \csc \frac{x}{2}$
- 60.  $y = \tan 2x$
- 61.  $y = 2 \sec 2x$
- 62.  $y = \csc 2\pi x$
- 63.  $y = \sin(x + \pi)$
- 64.  $y = \cos\left(x - \frac{\pi}{3}\right)$
- 65.  $y = 1 + \cos\left(x - \frac{\pi}{2}\right)$
- 66.  $y = 1 + \sin\left(x + \frac{\pi}{2}\right)$

**Graphical Reasoning** In Exercises 67 and 68, find  $a$ ,  $b$ , and  $c$  such that the graph of the function matches the graph in the figure.

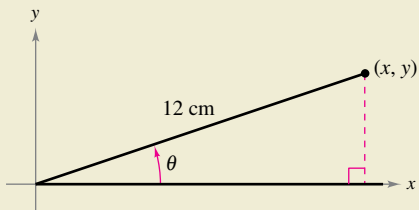


**EXPLORING CONCEPTS**

- 69. **Think About It** You are given the value of  $\tan \theta$ . Is it possible to find the value of  $\sec \theta$  without finding the measure of  $\theta$ ? Explain.
- 70. **Restricted Domain** Explain how to restrict the domain of the sine function so that it becomes a one-to-one function.
- 71. **Think About It** How do the ranges of the cosine function and the secant function compare?



**72. HOW DO YOU SEE IT?** Consider an angle in standard position with  $r = 12$  centimeters, as shown in the figure. Describe the changes in the values of  $x$ ,  $y$ ,  $\sin \theta$ ,  $\cos \theta$ , and  $\tan \theta$  as  $\theta$  increases continually from  $0^\circ$  to  $90^\circ$ .



**73. Think About It** Sketch the graphs of

$f(x) = \sin x$ ,  $g(x) = |\sin x|$ , and  $h(x) = \sin(|x|)$ .

In general, how are the graphs of  $|f(x)|$  and  $f(|x|)$  related to the graph of  $f$ ?

- 74. **Ferris Wheel** The model for the height  $h$  of a Ferris wheel car is  $h = 51 + 50 \sin 8\pi t$  where  $t$  is measured in minutes. (The Ferris wheel has a radius of 50 feet.) This model yields a height of 51 feet when  $t = 0$ . Alter the model so that the height of the car is 1 foot when  $t = 0$ .



- 75. **Sales** The monthly sales  $S$  (in thousands of units) of a seasonal product are modeled by

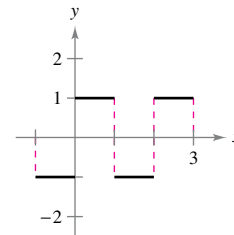
$S = 58.3 + 32.5 \cos \frac{\pi t}{6}$

where  $t$  is the time (in months), with  $t = 1$  corresponding to January. Use a graphing utility to graph the model for  $S$  and determine the months when sales exceed 75,000 units.

- 76. **Pattern Recognition** Use a graphing utility to compare the graph of

$f(x) = \frac{4}{\pi} \left( \sin \pi x + \frac{1}{3} \sin 3\pi x \right)$

with the given graph. Try to improve the approximation by adding a term to  $f(x)$ . Use a graphing utility to verify that your new approximation is better than the original. Can you find other terms to add to make the approximation even better? What is the pattern? (*Hint:* Use sine terms.)



**True or False?** In Exercises 77–80, determine whether the statement is true or false. If it is false, explain why or give an example that shows it is false.

- 77. A measurement of 4 radians corresponds to two complete revolutions from the initial side to the terminal side of an angle.
- 78. Amplitude is always positive.
- 79. The function  $y = \frac{1}{2} \sin 2x$  has an amplitude that is twice that of the function  $y = \sin x$ .
- 80. The function  $y = 3 \cos(x/3)$  has a period that is three times that of the function  $y = \cos x$ .

# Review Exercises

See [CalcChat.com](http://CalcChat.com) for tutorial help and worked-out solutions to odd-numbered exercises.

**Finding Intercepts** In Exercises 1–4, find any intercepts.

1.  $y = 5x - 8$
2.  $y = x^2 - 8x + 12$
3.  $y = \frac{x-3}{x-4}$
4.  $y = (x-3)\sqrt{x+4}$

**Testing for Symmetry** In Exercises 5–8, test for symmetry with respect to each axis and to the origin.

5.  $y = x^2 + 4x$
6.  $y = x^4 - x^2 + 3$
7.  $y^2 = x^2 - 5$
8.  $xy = -2$

**Using Intercepts and Symmetry to Sketch a Graph** In Exercises 9–14, find any intercepts and test for symmetry. Then sketch the graph of the equation.

9.  $y = -\frac{1}{2}x + 3$
10.  $y = -x^2 + 4$
11.  $y = 9x - x^3$
12.  $y^2 = 9 - x$
13.  $y = 2\sqrt{4-x}$
14.  $y = |x-4| - 4$

**Finding Points of Intersection** In Exercises 15–18, find the points of intersection of the graphs of the equations.

15.  $5x + 3y = -1$   
 $x - y = -5$
16.  $2x + 4y = 9$   
 $6x - 4y = 7$
17.  $x - y = -5$   
 $x^2 - y = 1$
18.  $x^2 + y^2 = 1$   
 $-x + y = 1$

**Finding the Slope of a Line** In Exercises 19 and 20, plot the pair of points and find the slope of the line passing through them.

19.  $(\frac{3}{2}, 1), (5, \frac{5}{2})$
20.  $(-7, 8), (-1, 8)$

**Finding an Equation of a Line** In Exercises 21–24, find an equation of the line that passes through the point and has the indicated slope. Then sketch the line.

- | Point         | Slope              | Point         | Slope             |
|---------------|--------------------|---------------|-------------------|
| 21. $(3, -5)$ | $m = \frac{7}{4}$  | 22. $(-8, 1)$ | $m$ is undefined. |
| 23. $(-3, 0)$ | $m = -\frac{2}{3}$ | 24. $(5, 4)$  | $m = 0$           |

**Finding the Slope and y-Intercept** In Exercises 25 and 26, find the slope and the y-intercept (if possible) of the line.

25.  $y - 3x = 5$
26.  $9 - y = x$

**Sketching a Line in the Plane** In Exercises 27–30, sketch the graph of the equation.

27.  $y = 6$
28.  $x = -3$
29.  $y = 4x - 2$
30.  $3x + 2y = 12$

**Finding an Equation of a Line** In Exercises 31 and 32, find an equation of the line that passes through the points. Then sketch the line.

31.  $(0, 0), (8, 2)$
32.  $(-5, 5), (10, -1)$

**33. Finding Equations of Lines** Find equations of the lines passing through  $(-3, 5)$  and having the following characteristics.

- (a) Slope of  $\frac{7}{16}$
- (b) Parallel to the line  $5x - 3y = 3$
- (c) Perpendicular to the line  $3x + 4y = 8$
- (d) Parallel to the y-axis

**34. Finding Equations of Lines** Find equations of the lines passing through  $(2, 4)$  and having the following characteristics.

- (a) Slope of  $-\frac{2}{3}$
- (b) Perpendicular to the line  $x + y = 0$
- (c) Parallel to the line  $3x - y = 0$
- (d) Parallel to the x-axis

**35. Rate of Change** The purchase price of a new machine is \$12,500, and its value will decrease by \$850 per year. Use this information to write a linear equation that gives the value  $V$  of the machine  $t$  years after it is purchased. Find its value at the end of 3 years.

**36. Break-Even Analysis** A contractor purchases a piece of equipment for \$36,500 that costs an average of \$9.25 per hour for fuel and maintenance. The equipment operator is paid \$13.50 per hour, and customers are charged \$30 per hour.

- (a) Write a linear equation for the cost  $C$  of operating this equipment for  $t$  hours.
- (b) Write a linear equation for the revenue  $R$  derived from  $t$  hours of use.
- (c) Find the break-even point for this equipment by finding the time at which  $R = C$ .

**Evaluating a Function** In Exercises 37–40, evaluate the function at the given value(s) of the independent variable. Simplify the results.

37.  $f(x) = 5x + 4$
38.  $f(x) = x^3 - 2x$
- (a)  $f(0)$
- (a)  $f(-3)$
- (b)  $f(5)$
- (b)  $f(2)$
- (c)  $f(-3)$
- (c)  $f(-1)$
- (d)  $f(t + 1)$
- (d)  $f(c - 1)$
39.  $f(x) = 4x^2$
40.  $f(x) = 2x - 6$
- $\frac{f(x + \Delta x) - f(x)}{\Delta x}$
- $\frac{f(x) - f(1)}{x - 1}$

**Finding the Domain and Range of a Function** In Exercises 41–44, find the domain and range of the function.

41.  $f(x) = x^2 + 3$
42.  $g(x) = \sqrt{6-x}$
43.  $f(x) = -|x + 1|$
44.  $h(x) = \frac{2}{x+1}$

**Sketching a Graph of a Function** In Exercises 45 and 46, sketch a graph of the function and find its domain and range. Use a graphing utility to verify your graph.

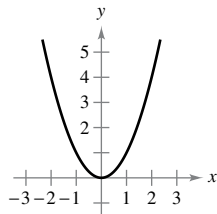
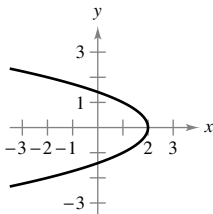
45.  $f(x) = \frac{4}{2x - 1}$

46.  $g(x) = \sqrt{x + 1}$

**Using the Vertical Line Test** In Exercises 47 and 48, use the Vertical Line Test to determine whether  $y$  is a function of  $x$ . To print an enlarged copy of the graph, go to *MathGraphs.com*.

47.  $x + y^2 = 2$

48.  $x^2 - y = 0$

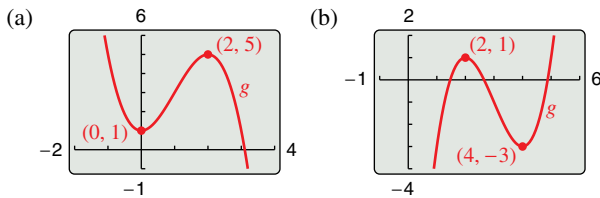


**Deciding Whether an Equation is a Function** In Exercises 49 and 50, determine whether  $y$  is a function of  $x$ .

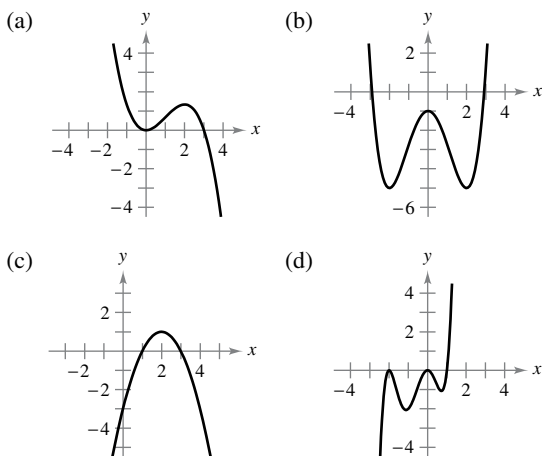
49.  $xy + x^3 - 2y = 0$

50.  $x = 9 - y^2$

**51. Transformations of Functions** Use a graphing utility to graph  $f(x) = x^3 - 3x^2$ . Use the graph to write a formula for the function  $g$  shown in the figure.



**52. Think About It** What is the minimum degree of the polynomial function whose graph approximates the given graph? What sign must the leading coefficient have?



**Finding Composite Functions** In Exercises 53 and 54, find the composite functions  $f \circ g$  and  $g \circ f$ . Find the domain of each composite function. Are the two composite functions equal?

53.  $f(x) = 3x + 1$   
 $g(x) = -x$

54.  $f(x) = \sqrt{x - 2}$   
 $g(x) = x^2$

**Even and Odd Functions and Zeros of Functions** In Exercises 55 and 56, determine whether the function is even, odd, or neither. Then find the zeros of the function. Use a graphing utility to verify your result.

55.  $f(x) = x^4 - x^2$

56.  $f(x) = \sqrt{x^3 + 1}$

**Degrees to Radians** In Exercises 57–60, convert the degree measure to radian measure as a multiple of  $\pi$  and as a decimal accurate to three decimal places.

57.  $340^\circ$

58.  $300^\circ$

59.  $-480^\circ$

60.  $-900^\circ$

**Radians to Degrees** In Exercises 61–64, convert the radian measure to degree measure.

61.  $\frac{\pi}{6}$

62.  $\frac{11\pi}{4}$

63.  $-\frac{2\pi}{3}$

64.  $-\frac{13\pi}{6}$

**Evaluating Trigonometric Functions** In Exercises 65–70, evaluate the sine, cosine, and tangent of the angle. Do not use a calculator.

65.  $-45^\circ$

66.  $240^\circ$

67.  $\frac{13\pi}{6}$

68.  $-\frac{4\pi}{3}$

69.  $405^\circ$

70.  $180^\circ$

**Evaluating Trigonometric Functions Using Technology** In Exercises 71–76, use a calculator to evaluate the trigonometric function. Round your answers to four decimal places.

71.  $\tan 33^\circ$

72.  $\cot 401^\circ$

73.  $\sec \frac{12\pi}{5}$

74.  $\csc \frac{2\pi}{9}$

75.  $\sin\left(-\frac{\pi}{9}\right)$

76.  $\cos\left(-\frac{3\pi}{7}\right)$

**Solving a Trigonometric Equation** In Exercises 77–82, solve the equation for  $\theta$ , where  $0 \leq \theta \leq 2\pi$ .

77.  $2 \cos \theta + 1 = 0$

78.  $2 \cos^2 \theta = 1$

79.  $2 \sin^2 \theta + 3 \sin \theta + 1 = 0$

80.  $\cos^3 \theta = \cos \theta$

81.  $\sec^2 \theta - \sec \theta - 2 = 0$

82.  $2 \sec^2 \theta + \tan^2 \theta - 5 = 0$

**Sketching the Graph of a Trigonometric Function** In Exercises 83–90, sketch the graph of the function.

83.  $y = 9 \cos x$

84.  $y = \sin \pi x$

85.  $y = 3 \sin \frac{2x}{5}$

86.  $y = 8 \cos \frac{x}{4}$

87.  $y = \frac{1}{3} \tan x$

88.  $y = \cot \frac{x}{2}$

89.  $y = -\sec 2\pi x$

90.  $y = -4 \csc 3x$

# P.S. Problem Solving

See [CalcChat.com](http://CalcChat.com) for tutorial help and worked-out solutions to odd-numbered exercises.

### 1. Finding Tangent Lines

$$x^2 + y^2 - 6x - 8y = 0$$

as shown in the figure.

- Find the center and radius of the circle.
- Find an equation of the tangent line to the circle at the point  $(0, 0)$ .
- Find an equation of the tangent line to the circle at the point  $(6, 0)$ .
- Where do the two tangent lines intersect?

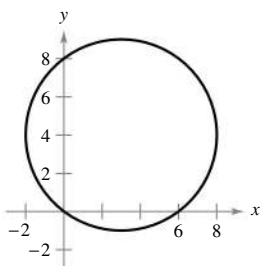


Figure for 1

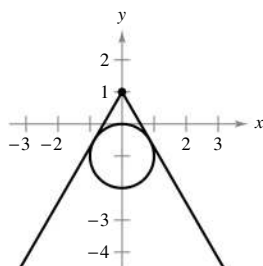


Figure for 2

### 2. Finding Tangent Lines

There are two tangent lines from the point  $(0, 1)$  to the circle  $x^2 + (y + 1)^2 = 1$  (see figure). Find equations of these two lines by using the fact that each tangent line intersects the circle at *exactly* one point.

### 3. Heaviside Function

The Heaviside function  $H(x)$  is widely used in engineering applications.

$$H(x) = \begin{cases} 1, & x \geq 0 \\ 0, & x < 0 \end{cases}$$

Sketch the graph of the Heaviside function and the graphs of the following functions by hand.

- $H(x) - 2$
- $H(x - 2)$
- $-H(x)$
- $H(-x)$
- $\frac{1}{2}H(x)$
- $-H(x - 2) + 2$



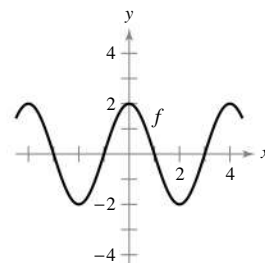
**OLIVER HEAVISIDE (1850–1925)**

Heaviside was a British mathematician and physicist who contributed to the field of applied mathematics, especially applications of mathematics to electrical engineering. The *Heaviside function* is a classic type of “on-off” function that has applications to electricity and computer science.

Science and Society/SuperStock

### 4. Sketching Transformations

- $f(x + 1)$
- $f(x) + 1$
- $2f(x)$
- $f(-x)$
- $-f(x)$
- $|f(x)|$
- $f(|x|)$



### 5. Maximum Area

- A rancher plans to fence a rectangular pasture adjacent to a river. The rancher has 100 meters of fencing, and no fencing is needed along the river (see figure).
- Write the area  $A$  of the pasture as a function of  $x$ , the length of the side parallel to the river. What is the domain of  $A$ ?
  - Graph the area function and estimate the dimensions that yield the maximum amount of area for the pasture.
  - Find the dimensions that yield the maximum amount of area for the pasture by completing the square.

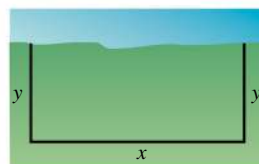


Figure for 5

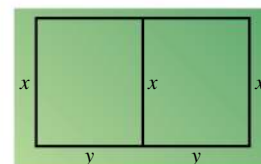


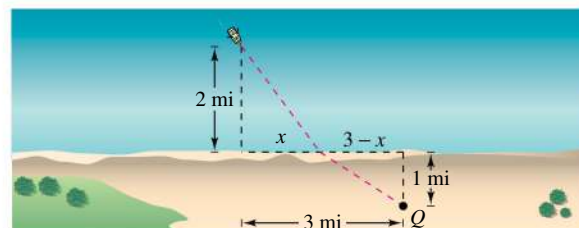
Figure for 6

### 6. Maximum Area

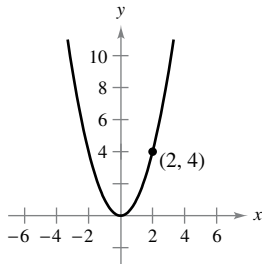
- A rancher has 300 feet of fencing to enclose two adjacent pastures (see figure).
- Write the total area  $A$  of the two pastures as a function of  $x$ . What is the domain of  $A$ ?
  - Graph the area function and estimate the dimensions that yield the maximum amount of area for the pastures.
  - Find the dimensions that yield the maximum amount of area for the pastures by completing the square.

### 7. Writing a Function

- You are in a boat 2 miles from the nearest point on the coast. You will travel to a point  $Q$  located 3 miles down the coast and 1 mile inland (see figure). You can row at 2 miles per hour and walk at 4 miles per hour. Write the total time  $T$  of the trip as a function of  $x$ .



- 8. Average Speed** You drive to the beach at a rate of 120 kilometers per hour. On the return trip, you drive at a rate of 60 kilometers per hour. What is your average speed for the entire trip? Explain your reasoning.
- 9. Slope of a Tangent Line** One of the fundamental themes of calculus is to find the slope of the tangent line to a curve at a point. To see how this can be done, consider the point  $(2, 4)$  on the graph of  $f(x) = x^2$  (see figure).



- Find the slope of the line joining  $(2, 4)$  and  $(3, 9)$ . Is the slope of the tangent line at  $(2, 4)$  greater than or less than this number?
- Find the slope of the line joining  $(2, 4)$  and  $(1, 1)$ . Is the slope of the tangent line at  $(2, 4)$  greater than or less than this number?
- Find the slope of the line joining  $(2, 4)$  and  $(2.1, 4.41)$ . Is the slope of the tangent line at  $(2, 4)$  greater than or less than this number?
- Find the slope of the line joining  $(2, 4)$  and  $(2 + h, f(2 + h))$  in terms of the nonzero number  $h$ . Verify that  $h = 1, -1,$  and  $0.1$  yield the solutions to parts (a)–(c) above.
- What is the slope of the tangent line at  $(2, 4)$ ? Explain how you arrived at your answer.

- 10. Slope of a Tangent Line** Sketch the graph of the function  $f(x) = \sqrt{x}$  and label the point  $(4, 2)$  on the graph.

- Find the slope of the line joining  $(4, 2)$  and  $(9, 3)$ . Is the slope of the tangent line at  $(4, 2)$  greater than or less than this number?
- Find the slope of the line joining  $(4, 2)$  and  $(1, 1)$ . Is the slope of the tangent line at  $(4, 2)$  greater than or less than this number?
- Find the slope of the line joining  $(4, 2)$  and  $(4.41, 2.1)$ . Is the slope of the tangent line at  $(4, 2)$  greater than or less than this number?
- Find the slope of the line joining  $(4, 2)$  and  $(4 + h, f(4 + h))$  in terms of the nonzero number  $h$ .
- What is the slope of the tangent line at  $(4, 2)$ ? Explain how you arrived at your answer.

- 11. Composite Functions** Let  $f(x) = \frac{1}{1-x}$ .

- What are the domain and range of  $f$ ?
- Find the composition  $f(f(x))$ . What is the domain of this function?
- Find  $f(f(f(x)))$ . What is the domain of this function?
- Graph  $f(f(f(x)))$ . Is the graph a line? Why or why not?

- 12. Graphing an Equation** Explain how you would graph the equation

$$y + |y| = x + |x|.$$

Then sketch the graph.

- 13. Sound Intensity** A large room contains two speakers that are 3 meters apart. The sound intensity  $I$  of one speaker is twice that of the other, as shown in the figure. (To print an enlarged copy of the graph, go to *MathGraphs.com*.) Suppose the listener is free to move about the room to find those positions that receive equal amounts of sound from both speakers. Such a location satisfies two conditions: (1) the sound intensity at the listener's position is directly proportional to the sound level of a source, and (2) the sound intensity is inversely proportional to the square of the distance from the source.

- Find the points on the  $x$ -axis that receive equal amounts of sound from both speakers.
- Find and graph the equation of all locations  $(x, y)$  where one could stand and receive equal amounts of sound from both speakers.

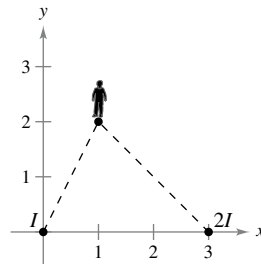


Figure for 13

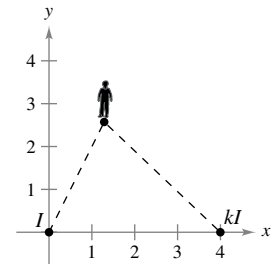


Figure for 14

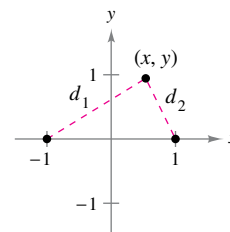
- 14. Sound Intensity** Suppose the speakers in Exercise 13 are 4 meters apart and the sound intensity of one speaker is  $k$  times that of the other, as shown in the figure. To print an enlarged copy of the graph, go to *MathGraphs.com*.

- Find the equation of all locations  $(x, y)$  where one could stand and receive equal amounts of sound from both speakers.
- Graph the equation for the case  $k = 3$ .
- Describe the set of locations of equal sound as  $k$  becomes very large.

- 15. Lemniscate** Let  $d_1$  and  $d_2$  be the distances from the point  $(x, y)$  to the points  $(-1, 0)$  and  $(1, 0)$ , respectively, as shown in the figure. Show that the equation of the graph of all points  $(x, y)$  satisfying  $d_1 d_2 = 1$  is

$$(x^2 + y^2)^2 = 2(x^2 - y^2).$$

This curve is called a **lemniscate**. Graph the lemniscate and identify three points on the graph.



# 1

# Limits and Their Properties



- 1.1 A Preview of Calculus
- 1.2 Finding Limits Graphically and Numerically
- 1.3 Evaluating Limits Analytically
- 1.4 Continuity and One-Sided Limits
- 1.5 Infinite Limits



Charles's Law and Absolute Zero (Example 5, p. 78)




Free-Falling Object (Exercises 101 and 102, p. 73)



Bicyclist (Exercise 5, p. 51)



Average Speed (Exercise 62, p. 93)



Sports (Exercise 68, p. 61)

# 1.1 A Preview of Calculus

- Understand what calculus is and how it compares with precalculus.
- Understand that the tangent line problem is basic to calculus.
- Understand that the area problem is also basic to calculus.

## What Is Calculus?

**REMARK** As you progress through this course, remember that learning calculus is just one of your goals. Your most important goal is to learn how to use calculus to model and solve real-life problems. Here are a few problem-solving strategies that may help you.

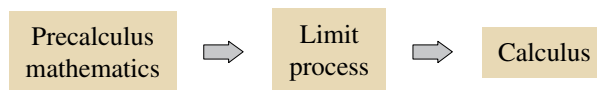
- Be sure you understand the question. What is given? What are you asked to find?
- Outline a plan. There are many approaches you could use: look for a pattern, solve a simpler problem, work backwards, draw a diagram, use technology, or any of many other approaches.
- Complete your plan. Be sure to answer the question. Verbalize your answer. For example, rather than writing the answer as  $x = 4.6$ , it would be better to write the answer as, “The area of the region is 4.6 square meters.”
- Look back at your work. Does your answer make sense? Is there a way you can check the reasonableness of your answer?

Calculus is the mathematics of change. For instance, calculus is the mathematics of velocities, accelerations, tangent lines, slopes, areas, volumes, arc lengths, centroids, curvatures, and a variety of other concepts that have enabled scientists, engineers, and economists to model real-life situations.

Although precalculus mathematics also deals with velocities, accelerations, tangent lines, slopes, and so on, there is a fundamental difference between precalculus mathematics and calculus. Precalculus mathematics is more static, whereas calculus is more dynamic. Here are some examples.

- An object traveling at a constant velocity can be analyzed with precalculus mathematics. To analyze the velocity of an accelerating object, you need calculus.
- The slope of a line can be analyzed with precalculus mathematics. To analyze the slope of a curve, you need calculus.
- The curvature of a circle is constant and can be analyzed with precalculus mathematics. To analyze the variable curvature of a general curve, you need calculus.
- The area of a rectangle can be analyzed with precalculus mathematics. To analyze the area under a general curve, you need calculus.

Each of these situations involves the same general strategy—the reformulation of precalculus mathematics through the use of a limit process. So, one way to answer the question “What is calculus?” is to say that calculus is a “limit machine” that involves three stages. The first stage is precalculus mathematics, such as the slope of a line or the area of a rectangle. The second stage is the limit process, and the third stage is a new calculus formulation, such as a derivative or integral.



Some students try to learn calculus as if it were simply a collection of new formulas. This is unfortunate. If you reduce calculus to the memorization of differentiation and integration formulas, you will miss a great deal of understanding, self-confidence, and satisfaction.

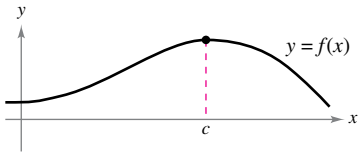
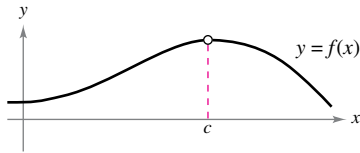
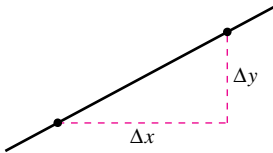
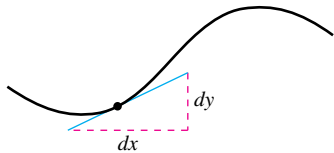
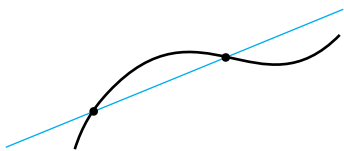

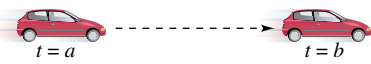
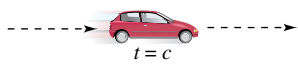
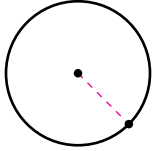
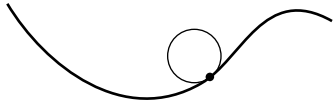
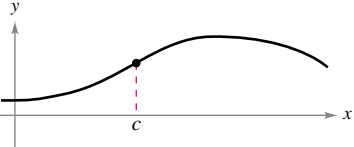
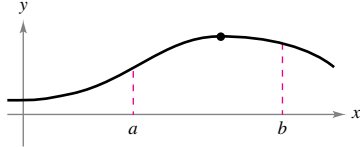



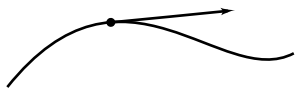
On the next two pages are listed some familiar precalculus concepts coupled with their calculus counterparts. Throughout the text, your goal should be to learn how precalculus formulas and techniques are used as building blocks to produce the more general calculus formulas and techniques. Do not worry if you are unfamiliar with some of the “old formulas” listed on the next two pages—you will be reviewing all of them.


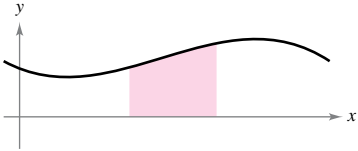

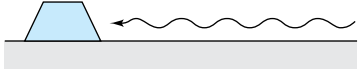
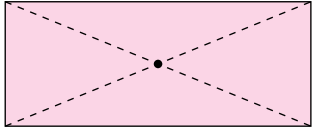
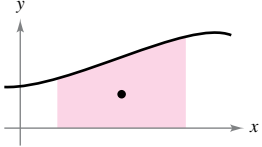
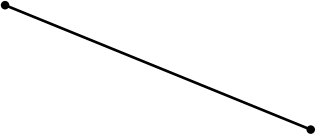







As you proceed through this text, come back to this discussion repeatedly. Try to keep track of where you are relative to the three stages involved in the study of calculus. For instance, note how these chapters relate to the three stages.

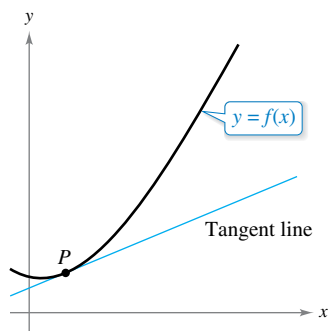
Chapter P: Preparation for Calculus	Precalculus
Chapter 1: Limits and Their Properties	Limit process
Chapter 2: Differentiation	Calculus

This cycle is repeated many times on a smaller scale throughout the text.



Without Calculus	With Differential Calculus
<p>Value of <math>f(x)</math> when <math>x = c</math></p> 	<p>Limit of <math>f(x)</math> as <math>x</math> approaches <math>c</math></p> 
<p>Slope of a line</p> 	<p>Slope of a curve</p> 
<p>Secant line to a curve</p> 	<p>Tangent line to a curve</p> 
<p>Average rate of change between <math>t = a</math> and <math>t = b</math></p> 	<p>Instantaneous rate of change at <math>t = c</math></p> 
<p>Curvature of a circle</p> 	<p>Curvature of a curve</p> 
<p>Height of a curve when <math>x = c</math></p> 	<p>Maximum height of a curve on an interval</p> 
<p>Tangent plane to a sphere</p> 	<p>Tangent plane to a surface</p> 
<p>Direction of motion along a line</p> 	<p>Direction of motion along a curve</p> 

Without Calculus	With Integral Calculus
<p>Area of a rectangle</p> 	<p>Area under a curve</p> 
<p>Work done by a constant force</p> 	<p>Work done by a variable force</p> 
<p>Center of a rectangle</p> 	<p>Centroid of a region</p> 
<p>Length of a line segment</p> 	<p>Length of an arc</p> 
<p>Surface area of a cylinder</p> 	<p>Surface area of a solid of revolution</p> 
<p>Mass of a solid of constant density</p> 	<p>Mass of a solid of variable density</p> 
<p>Volume of a rectangular solid</p> 	<p>Volume of a region under a surface</p> 
<p>Sum of a finite number of terms</p> $a_1 + a_2 + \cdots + a_n = S$	<p>Sum of an infinite number of terms</p> $a_1 + a_2 + a_3 + \cdots = S$



The tangent line to the graph of  $f$  at  $P$   
**Figure 1.1**

### The Tangent Line Problem

The notion of a limit is fundamental to the study of calculus. The following brief descriptions of two classic problems in calculus—the *tangent line problem* and the *area problem*—should give you some idea of the way limits are used in calculus.

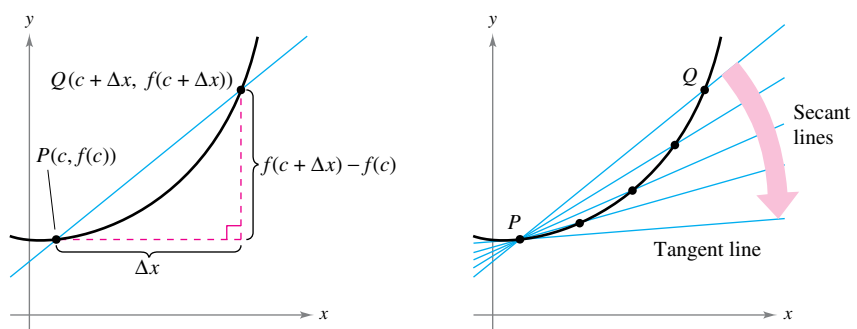
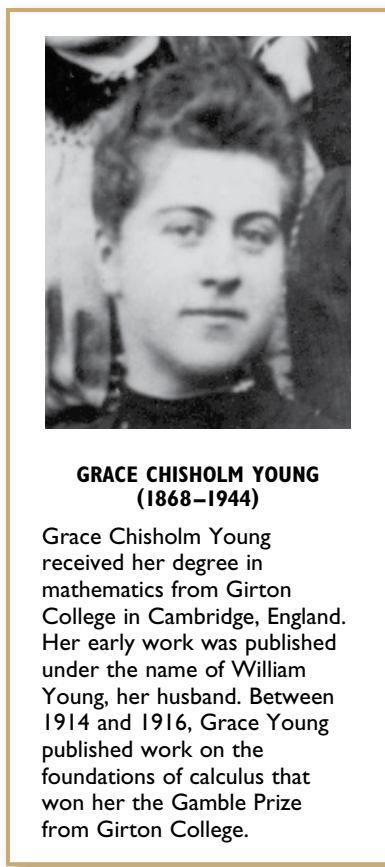
In the tangent line problem, you are given a function  $f$  and a point  $P$  on its graph and are asked to find an equation of the tangent line to the graph at point  $P$ , as shown in Figure 1.1.

Except for cases involving a vertical tangent line, the problem of finding the **tangent line** at a point  $P$  is equivalent to finding the *slope* of the tangent line at  $P$ . You can approximate this slope by using a line through the point of tangency and a second point on the curve, as shown in Figure 1.2(a). Such a line is called a **secant line**. If  $P(c, f(c))$  is the point of tangency and

$$Q(c + \Delta x, f(c + \Delta x))$$

is a second point on the graph of  $f$ , then the slope of the secant line through these two points can be found using precalculus and is

$$m_{sec} = \frac{f(c + \Delta x) - f(c)}{c + \Delta x - c} = \frac{f(c + \Delta x) - f(c)}{\Delta x}$$



(a) The secant line through  $(c, f(c))$  and  $(c + \Delta x, f(c + \Delta x))$   
 (b) As  $Q$  approaches  $P$ , the secant lines approach the tangent line.

**Figure 1.2**

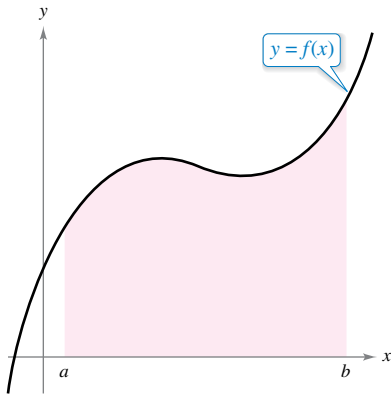
As point  $Q$  approaches point  $P$ , the slopes of the secant lines approach the slope of the tangent line, as shown in Figure 1.2(b). When such a “limiting position” exists, the slope of the tangent line is said to be the **limit** of the slopes of the secant lines. (Much more will be said about this important calculus concept in Chapter 2.)

**Exploration**

The following points lie on the graph of  $f(x) = x^2$ .

$Q_1(1.5, f(1.5)), Q_2(1.1, f(1.1)), Q_3(1.01, f(1.01)),$   
 $Q_4(1.001, f(1.001)), Q_5(1.0001, f(1.0001))$

Each successive point gets closer to the point  $P(1, 1)$ . Find the slopes of the secant lines through  $Q_1$  and  $P$ ,  $Q_2$  and  $P$ , and so on. Graph these secant lines on a graphing utility. Then use your results to estimate the slope of the tangent line to the graph of  $f$  at the point  $P$ .



Area under a curve

Figure 1.3

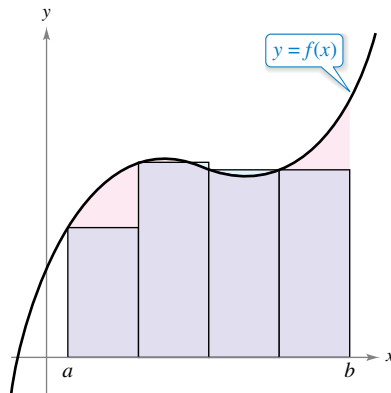
### The Area Problem

In the tangent line problem, you saw how the limit process can be applied to the slope of a line to find the slope of a general curve. A second classic problem in calculus is finding the area of a plane region that is bounded by the graphs of functions. This problem can also be solved with a limit process. In this case, the limit process is applied to the area of a rectangle to find the area of a general region.

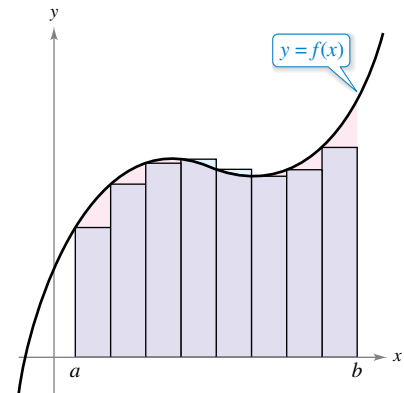
As a simple example, consider the region bounded by the graph of the function  $y = f(x)$ , the  $x$ -axis, and the vertical lines  $x = a$  and  $x = b$ , as shown in Figure 1.3. You can approximate the area of the region with several rectangular regions, as shown in Figure 1.4. As you increase the number of rectangles, the approximation tends to become better and better because the amount of area missed by the rectangles decreases. Your goal is to determine the limit of the sum of the areas of the rectangles as the number of rectangles increases without bound.

**HISTORICAL NOTE**

In one of the most astounding events ever to occur in mathematics, it was discovered that the tangent line problem and the area problem are closely related. This discovery led to the birth of calculus. You will learn about the relationship between these two problems when you study the Fundamental Theorem of Calculus in Chapter 4.



Approximation using four rectangles



Approximation using eight rectangles

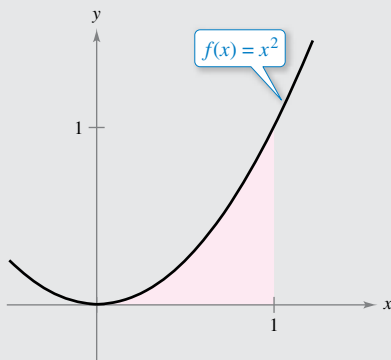
Figure 1.4

### Exploration

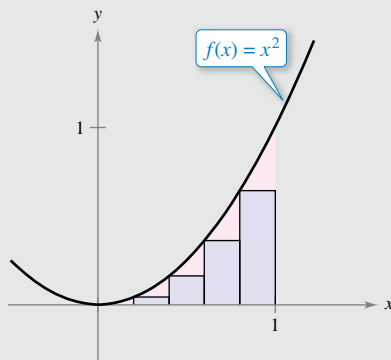
Consider the region bounded by the graphs of

$$f(x) = x^2, \quad y = 0, \quad \text{and} \quad x = 1$$

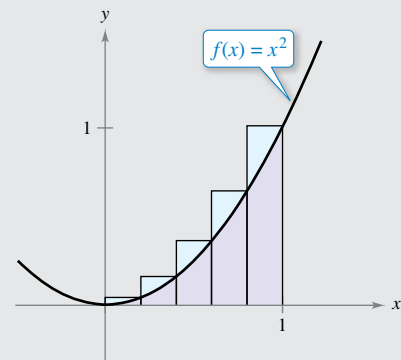
as shown in part (a) of the figure. The area of the region can be approximated by two sets of rectangles—one set inscribed within the region and the other set circumscribed over the region, as shown in parts (b) and (c). Find the sum of the areas of each set of rectangles. Then use your results to approximate the area of the region.



(a) Bounded region



(b) Inscribed rectangles



(c) Circumscribed rectangles

# 1.1 Exercises

See [CalcChat.com](http://CalcChat.com) for tutorial help and worked-out solutions to odd-numbered exercises.

### CONCEPT CHECK

- Precalculus and Calculus** Describe the relationship between precalculus and calculus. List three precalculus concepts and their corresponding calculus counterparts.
- Secant and Tangent Lines** Discuss the relationship between secant lines through a fixed point and a corresponding tangent line at that fixed point.

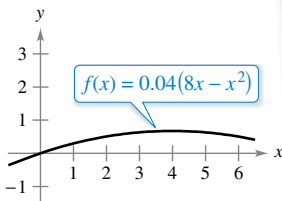


**Precalculus or Calculus** In Exercises 3–6, decide whether the problem can be solved using precalculus or whether calculus is required. If the problem can be solved using precalculus, solve it. If the problem seems to require calculus, explain your reasoning and use a graphical or numerical approach to estimate the solution.

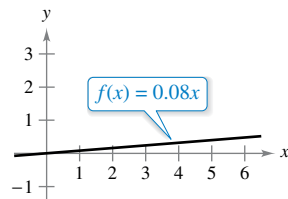
- Find the distance traveled in 15 seconds by an object traveling at a constant velocity of 20 feet per second.
- Find the distance traveled in 15 seconds by an object moving with a velocity of  $v(t) = 20 + 7 \cos t$  feet per second.

• • • **5. Rate of Change** • • •

A bicyclist is riding on a path modeled by the function  $f(x) = 0.04(8x - x^2)$ , where  $x$  and  $f(x)$  are measured in miles (see figure). Find the rate of change of elevation at  $x = 2$ .



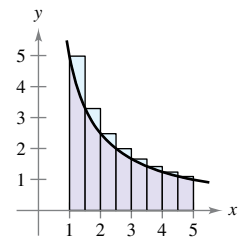
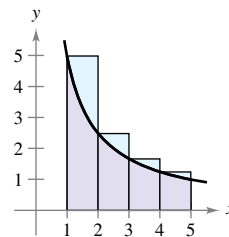
- A bicyclist is riding on a path modeled by the function  $f(x) = 0.08x$ , where  $x$  and  $f(x)$  are measured in miles (see figure). Find the rate of change of elevation at  $x = 2$ .



- Secant Lines** Consider the function  $f(x) = \sqrt{x}$  and the point  $P(4, 2)$  on the graph of  $f$ .
  - Graph  $f$  and the secant lines passing through  $P(4, 2)$  and  $Q(x, f(x))$  for  $x$ -values of 1, 3, and 5.
  - Find the slope of each secant line.
  - Use the results of part (b) to estimate the slope of the tangent line to the graph of  $f$  at  $P(4, 2)$ . Describe how to improve your approximation of the slope.

- Secant Lines** Consider the function  $f(x) = 6x - x^2$  and the point  $P(2, 8)$  on the graph of  $f$ .
  - Graph  $f$  and the secant lines passing through  $P(2, 8)$  and  $Q(x, f(x))$  for  $x$ -values of 3, 2.5, and 1.5.
  - Find the slope of each secant line.
  - Use the results of part (b) to estimate the slope of the tangent line to the graph of  $f$  at  $P(2, 8)$ . Describe how to improve your approximation of the slope.

- Approximating Area** Use the rectangles in each graph to approximate the area of the region bounded by  $y = 5/x$ ,  $y = 0$ ,  $x = 1$ , and  $x = 5$ . Describe how you could continue this process to obtain a more accurate approximation of the area.

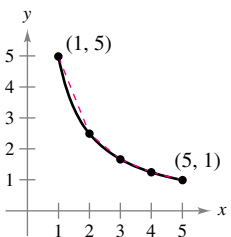
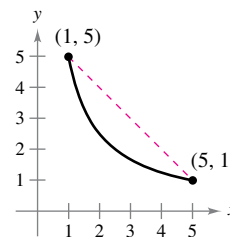


**10. HOW DO YOU SEE IT?** How would you describe the instantaneous rate of change of an automobile's position on a highway?



### EXPLORING CONCEPTS

- Length of a Curve** Consider the length of the graph of  $f(x) = 5/x$  from  $(1, 5)$  to  $(5, 1)$ .



- Approximate the length of the curve by finding the distance between its two endpoints, as shown in the first figure.
- Approximate the length of the curve by finding the sum of the lengths of four line segments, as shown in the second figure.
- Describe how you could continue this process to obtain a more accurate approximation of the length of the curve.

The symbol and a red exercise number indicates that a video solution can be seen at [CalcView.com](http://CalcView.com).

Raphael Christinat/Shutterstock.com

# 1.2 Finding Limits Graphically and Numerically

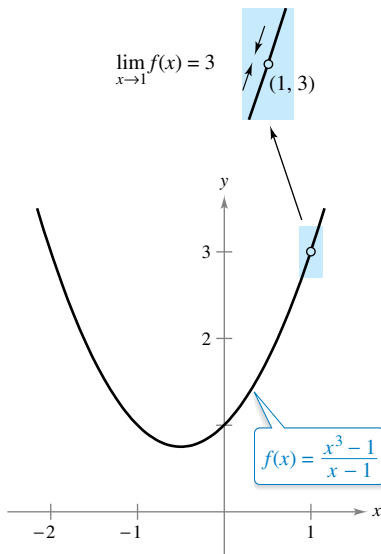
- Estimate a limit using a numerical or graphical approach.
- Learn different ways that a limit can fail to exist.
- Study and use a formal definition of limit.

## An Introduction to Limits

To sketch the graph of the function

$$f(x) = \frac{x^3 - 1}{x - 1}$$

for values other than  $x = 1$ , you can use standard curve-sketching techniques. At  $x = 1$ , however, it is not clear what to expect. To get an idea of the behavior of the graph of  $f$  near  $x = 1$ , you can use two sets of  $x$ -values—one set that approaches 1 from the left and one set that approaches 1 from the right, as shown in the table.



The limit of  $f(x)$  as  $x$  approaches 1 is 3.  
**Figure 1.5**

$x$ approaches 1 from the left.					$x$ approaches 1 from the right.				
$x$	0.75	0.9	0.99	0.999	1	1.001	1.01	1.1	1.25
$f(x)$	2.313	2.710	2.970	2.997	?	3.003	3.030	3.310	3.813
$f(x)$ approaches 3.					$f(x)$ approaches 3.				

The graph of  $f$  is a parabola that has a hole at the point  $(1, 3)$ , as shown in Figure 1.5. Although  $x$  cannot equal 1, you can move arbitrarily close to 1, and as a result  $f(x)$  moves arbitrarily close to 3. Using limit notation, you can write

$$\lim_{x \rightarrow 1} f(x) = 3. \quad \text{This is read as "the limit of } f(x) \text{ as } x \text{ approaches 1 is 3."}$$

This discussion leads to an informal definition of limit. If  $f(x)$  becomes arbitrarily close to a single number  $L$  as  $x$  approaches  $c$  from either side, then the **limit** of  $f(x)$  as  $x$  approaches  $c$  is  $L$ . This limit is written as

$$\lim_{x \rightarrow c} f(x) = L.$$

### Exploration

The discussion above gives an example of how you can estimate a limit *numerically* by constructing a table and *graphically* by drawing a graph. Estimate the following limit numerically by completing the table.

$$\lim_{x \rightarrow 2} \frac{x^2 - 3x + 2}{x - 2}$$

$x$	1.75	1.9	1.99	1.999	2	2.001	2.01	2.1	2.25
$f(x)$	?	?	?	?	?	?	?	?	?

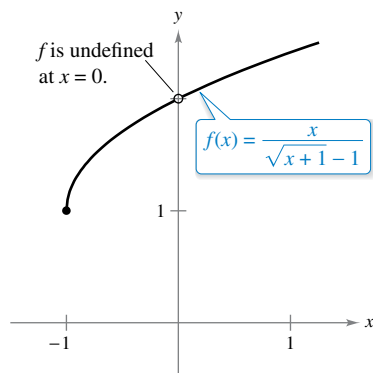
Then use a graphing utility to estimate the limit graphically.

**EXAMPLE 1****Estimating a Limit Numerically**

Evaluate the function  $f(x) = x/(\sqrt{x+1} - 1)$  at several  $x$ -values near 0 and use the results to estimate the limit

$$\lim_{x \rightarrow 0} \frac{x}{\sqrt{x+1} - 1}$$

**Solution** The table lists the values of  $f(x)$  for several  $x$ -values near 0.



The limit of  $f(x)$  as  $x$  approaches 0 is 2.  
**Figure 1.6**

$x$  approaches 0 from the left.

$x$  approaches 0 from the right.

$x$	-0.01	-0.001	-0.0001	0	0.0001	0.001	0.01
$f(x)$	1.99499	1.99950	1.99995	?	2.00005	2.00050	2.00499

$f(x)$  approaches 2.

$f(x)$  approaches 2.

From the results shown in the table, you can estimate the limit to be 2. This limit is reinforced by the graph of  $f$  shown in Figure 1.6.

In Example 1, note that the function is undefined at  $x = 0$ , and yet  $f(x)$  appears to be approaching a limit as  $x$  approaches 0. This often happens, and it is important to realize that *the existence or nonexistence of  $f(x)$  at  $x = c$  has no bearing on the existence of the limit of  $f(x)$  as  $x$  approaches  $c$ .*

**EXAMPLE 2****Finding a Limit**

Find the limit of  $f(x)$  as  $x$  approaches 2, where

$$f(x) = \begin{cases} 1, & x \neq 2 \\ 0, & x = 2 \end{cases}$$

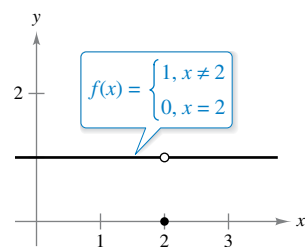
**Solution** Because  $f(x) = 1$  for all  $x$  other than  $x = 2$ , you can estimate that the limit is 1, as shown in Figure 1.7. So, you can write

$$\lim_{x \rightarrow 2} f(x) = 1.$$

The fact that  $f(2) = 0$  has no bearing on the existence or value of the limit as  $x$  approaches 2. For instance, as  $x$  approaches 2, the function

$$g(x) = \begin{cases} 1, & x \neq 2 \\ 2, & x = 2 \end{cases}$$

has the same limit as  $f$ .



The limit of  $f(x)$  as  $x$  approaches 2 is 1.  
**Figure 1.7**

So far in this section, you have been estimating limits numerically and graphically. Each of these approaches produces an estimate of the limit. In Section 1.3, you will study analytic techniques for evaluating limits. Throughout the course, try to develop a habit of using this three-pronged approach to problem solving.

1. Numerical approach      Construct a table of values.
2. Graphical approach      Draw a graph by hand or using technology.
3. Analytic approach      Use algebra or calculus.

### Limits That Fail to Exist

In the next three examples, you will examine some limits that fail to exist.

#### EXAMPLE 3 Different Right and Left Behavior

Show that the limit  $\lim_{x \rightarrow 0} \frac{|x|}{x}$  does not exist.

**Solution** Consider the graph of the function

$$f(x) = \frac{|x|}{x}.$$

In Figure 1.8 and from the definition of absolute value,

$$|x| = \begin{cases} x, & x \geq 0 \\ -x, & x < 0 \end{cases} \quad \text{Definition of absolute value}$$

you can see that

$$\frac{|x|}{x} = \begin{cases} 1, & x > 0 \\ -1, & x < 0 \end{cases}.$$

So, no matter how close  $x$  gets to 0, there will be both positive and negative  $x$ -values that yield  $f(x) = 1$  or  $f(x) = -1$ . Specifically, if  $\delta$  (the lowercase Greek letter delta) is a positive number, then for  $x$ -values satisfying the inequality  $0 < |x| < \delta$ , you can classify the values of  $|x|/x$  as  $-1$  or  $1$  on the intervals

$$(-\delta, 0) \quad \text{or} \quad (0, \delta).$$

Negative  $x$ -values  
yield  $|x|/x = -1$ .

Positive  $x$ -values  
yield  $|x|/x = 1$ .

Because  $|x|/x$  approaches a different number from the right side of 0 than it approaches from the left side, the limit  $\lim_{x \rightarrow 0} (|x|/x)$  does not exist.

#### EXAMPLE 4 Unbounded Behavior

Discuss the existence of the limit  $\lim_{x \rightarrow 0} \frac{1}{x^2}$ .

**Solution** Consider the graph of the function

$$f(x) = \frac{1}{x^2}.$$

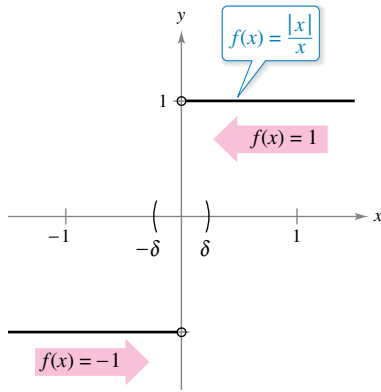
In Figure 1.9, you can see that as  $x$  approaches 0 from either the right or the left,  $f(x)$  increases without bound. This means that by choosing  $x$  close enough to 0, you can force  $f(x)$  to be as large as you want. For instance,  $f(x)$  will be greater than 100 when you choose  $x$  within  $\frac{1}{10}$  of 0. That is,

$$0 < |x| < \frac{1}{10} \quad \Rightarrow \quad f(x) = \frac{1}{x^2} > 100.$$

Similarly, you can force  $f(x)$  to be greater than 1,000,000, as shown.

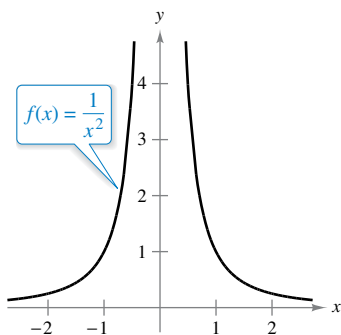
$$0 < |x| < \frac{1}{1000} \quad \Rightarrow \quad f(x) = \frac{1}{x^2} > 1,000,000$$

Because  $f(x)$  does not become arbitrarily close to a single number  $L$  as  $x$  approaches 0, you can conclude that the limit does not exist.



$\lim_{x \rightarrow 0} f(x)$  does not exist.

Figure 1.8



$\lim_{x \rightarrow 0} f(x)$  does not exist.

Figure 1.9

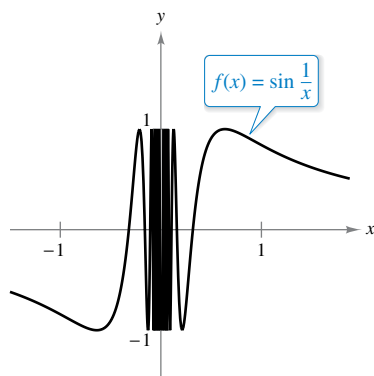


**EXAMPLE 5** Oscillating Behavior

•••▶ See [LarsonCalculus.com](http://LarsonCalculus.com) for an interactive version of this type of example.

Discuss the existence of the limit  $\lim_{x \rightarrow 0} \sin \frac{1}{x}$ .

**Solution** Let  $f(x) = \sin(1/x)$ . In Figure 1.10, you can see that as  $x$  approaches 0,  $f(x)$  oscillates between  $-1$  and  $1$ . So, the limit does not exist because no matter how small you choose  $\delta$ , it is possible to choose  $x_1$  and  $x_2$  within  $\delta$  units of 0 such that  $\sin(1/x_1) = 1$  and  $\sin(1/x_2) = -1$ , as shown in the table.



$\lim_{x \rightarrow 0} f(x)$  does not exist.

Figure 1.10

$x$	$\frac{2}{\pi}$	$\frac{2}{3\pi}$	$\frac{2}{5\pi}$	$\frac{2}{7\pi}$	$\frac{2}{9\pi}$	$\frac{2}{11\pi}$	$x \rightarrow 0$
$\sin \frac{1}{x}$	1	-1	1	-1	1	-1	Limit does not exist.

### Common Types of Behavior Associated with Nonexistence of a Limit

1.  $f(x)$  approaches a different number from the right side of  $c$  than it approaches from the left side.
2.  $f(x)$  increases or decreases without bound as  $x$  approaches  $c$ .
3.  $f(x)$  oscillates between two fixed values as  $x$  approaches  $c$ .

In addition to  $f(x) = \sin(1/x)$ , there are many other interesting functions that have unusual limit behavior. An often cited one is the *Dirichlet function*

$$f(x) = \begin{cases} 0, & \text{if } x \text{ is rational} \\ 1, & \text{if } x \text{ is irrational} \end{cases}$$

Because this function has *no limit* at any real number  $c$ , it is *not continuous* at any real number  $c$ . You will study continuity more closely in Section 1.4.

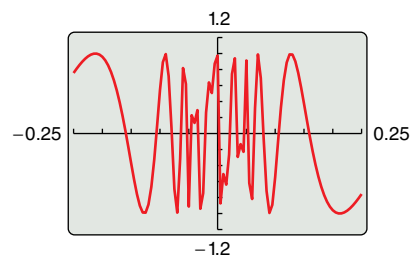


**PETER GUSTAV DIRICHLET**  
(1805–1859)

In the early development of calculus, the definition of a function was much more restricted than it is today, and “functions” such as the Dirichlet function would not have been considered. The modern definition of function is attributed to the German mathematician Peter Gustav Dirichlet.

See [LarsonCalculus.com](http://LarsonCalculus.com) to read more of this biography.

▶ **TECHNOLOGY PITFALL** When you use a graphing utility to investigate the behavior of a function near the  $x$ -value at which you are trying to evaluate a limit, remember that you cannot always trust the graphs that graphing utilities draw. When you use a graphing utility to graph the function in Example 5 over an interval containing 0, you will most likely obtain an incorrect graph such as that shown in Figure 1.11. The reason that a graphing utility cannot show the correct graph is that the graph has infinitely many oscillations over any interval that contains 0.



Incorrect graph of  $f(x) = \sin(1/x)$

Figure 1.11

**FOR FURTHER INFORMATION**

For more on the introduction of rigor to calculus, see “Who Gave You the Epsilon? Cauchy and the Origins of Rigorous Calculus” by Judith V. Grabiner in *The American Mathematical Monthly*. To view this article, go to [MathArticles.com](http://MathArticles.com).

**A Formal Definition of Limit**

Consider again the informal definition of limit. If  $f(x)$  becomes arbitrarily close to a single number  $L$  as  $x$  approaches  $c$  from either side, then the limit of  $f(x)$  as  $x$  approaches  $c$  is  $L$ , written as

$$\lim_{x \rightarrow c} f(x) = L.$$

At first glance, this definition looks fairly technical. Even so, it is informal because exact meanings have not yet been given to the two phrases

“ $f(x)$  becomes arbitrarily close to  $L$ ”

and

“ $x$  approaches  $c$ .”

The first person to assign mathematically rigorous meanings to these two phrases was Augustin-Louis Cauchy. His  $\epsilon$ - $\delta$  definition of limit is the standard used today.

In Figure 1.12, let  $\epsilon$  (the lowercase Greek letter epsilon) represent a (small) positive number. Then the phrase “ $f(x)$  becomes arbitrarily close to  $L$ ” means that  $f(x)$  lies in the interval  $(L - \epsilon, L + \epsilon)$ . Using absolute value, you can write this as

$$|f(x) - L| < \epsilon.$$

Similarly, the phrase “ $x$  approaches  $c$ ” means that there exists a positive number  $\delta$  such that  $x$  lies in either the interval  $(c - \delta, c)$  or the interval  $(c, c + \delta)$ . This fact can be concisely expressed by the double inequality

$$0 < |x - c| < \delta.$$

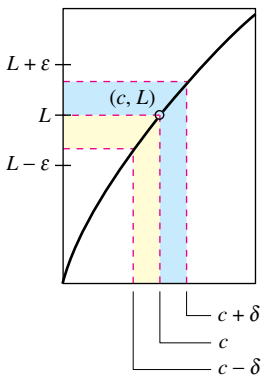
The first inequality

$$0 < |x - c| \quad \text{The distance between } x \text{ and } c \text{ is more than } 0.$$

expresses the fact that  $x \neq c$ . The second inequality

$$|x - c| < \delta \quad \text{\textit{x} is within } \delta \text{ units of } c.$$

says that  $x$  is within a distance  $\delta$  of  $c$ .



The  $\epsilon$ - $\delta$  definition of the limit of  $f(x)$  as  $x$  approaches  $c$

**Figure 1.12**

**Definition of Limit**

Let  $f$  be a function defined on an open interval containing  $c$  (except possibly at  $c$ ), and let  $L$  be a real number. The statement

$$\lim_{x \rightarrow c} f(x) = L$$

means that for each  $\epsilon > 0$  there exists a  $\delta > 0$  such that if

$$0 < |x - c| < \delta$$

then

$$|f(x) - L| < \epsilon.$$



**REMARK** Throughout this text, the expression

$$\lim_{x \rightarrow c} f(x) = L$$

implies two statements—the limit exists *and* the limit is  $L$ .

Some functions do not have limits as  $x$  approaches  $c$ , but those that do cannot have two different limits as  $x$  approaches  $c$ . That is, *if the limit of a function exists, then the limit is unique* (see Exercise 81).

The next three examples should help you develop a better understanding of the  $\epsilon$ - $\delta$  definition of limit.

**EXAMPLE 6** Finding a  $\delta$  for a Given  $\epsilon$

Given the limit

$$\lim_{x \rightarrow 3} (2x - 5) = 1$$

find  $\delta$  such that

$$|(2x - 5) - 1| < 0.01$$

whenever

$$0 < |x - 3| < \delta.$$

• **REMARK** In Example 6, note that 0.005 is the *largest* value of  $\delta$  that will guarantee

$$|(2x - 5) - 1| < 0.01$$

whenever

$$0 < |x - 3| < \delta.$$

Any *smaller* positive value of  $\delta$  would also work.

**Solution** In this problem, you are working with a given value of  $\epsilon$ —namely,  $\epsilon = 0.01$ . To find an appropriate  $\delta$ , try to establish a connection between the absolute values

$$|(2x - 5) - 1| \quad \text{and} \quad |x - 3|.$$

Notice that

$$|(2x - 5) - 1| = |2x - 6| = 2|x - 3|.$$

Because the inequality  $|(2x - 5) - 1| < 0.01$  is equivalent to  $2|x - 3| < 0.01$ , you can choose

$$\delta = \frac{1}{2}(0.01) = 0.005.$$

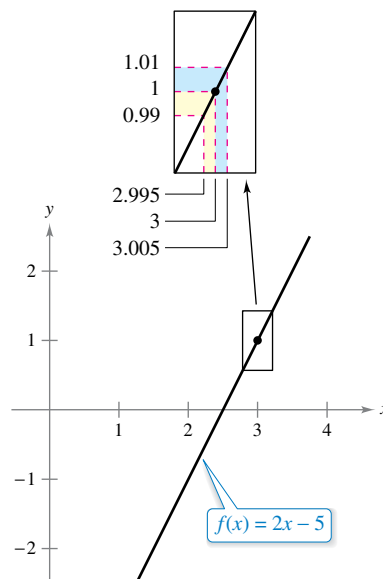
This choice works because

$$0 < |x - 3| < 0.005$$

implies that

$$|(2x - 5) - 1| = 2|x - 3| < 2(0.005) = 0.01.$$

As you can see in Figure 1.13, for  $x$ -values within 0.005 of 3 ( $x \neq 3$ ), the values of  $f(x)$  are within 0.01 of 1.



The limit of  $f(x)$  as  $x$  approaches 3 is 1.

**Figure 1.13**

In Example 6, you found a  $\delta$ -value for a *given*  $\varepsilon$ . This does not prove the existence of the limit. To do that, you must prove that you can find a  $\delta$  for *any*  $\varepsilon$ , as shown in the next example.

**EXAMPLE 7** Using the  $\varepsilon$ - $\delta$  Definition of Limit

Use the  $\varepsilon$ - $\delta$  definition of limit to prove that

$$\lim_{x \rightarrow 2} (3x - 2) = 4.$$

**Solution** You must show that for each  $\varepsilon > 0$ , there exists a  $\delta > 0$  such that

$$|(3x - 2) - 4| < \varepsilon$$

whenever

$$0 < |x - 2| < \delta.$$

Because your choice of  $\delta$  depends on  $\varepsilon$ , you need to establish a connection between the absolute values  $|(3x - 2) - 4|$  and  $|x - 2|$ .

$$|(3x - 2) - 4| = |3x - 6| = 3|x - 2|$$

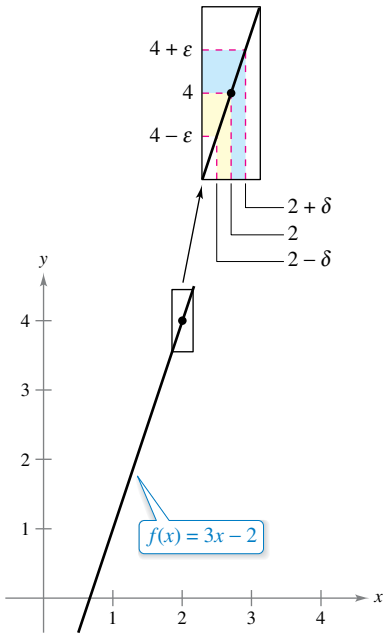
So, for a given  $\varepsilon > 0$ , you can choose  $\delta = \varepsilon/3$ . This choice works because

$$0 < |x - 2| < \delta = \frac{\varepsilon}{3}$$

implies that

$$|(3x - 2) - 4| = 3|x - 2| < 3\left(\frac{\varepsilon}{3}\right) = \varepsilon.$$

As you can see in Figure 1.14, for  $x$ -values within  $\delta$  of 2 ( $x \neq 2$ ), the values of  $f(x)$  are within  $\varepsilon$  of 4.



The limit of  $f(x)$  as  $x$  approaches 2 is 4.  
**Figure 1.14**

**EXAMPLE 8** Using the  $\varepsilon$ - $\delta$  Definition of Limit

Use the  $\varepsilon$ - $\delta$  definition of limit to prove that  $\lim_{x \rightarrow 2} x^2 = 4$ .

**Solution** You must show that for each  $\varepsilon > 0$ , there exists a  $\delta > 0$  such that

$$|x^2 - 4| < \varepsilon$$

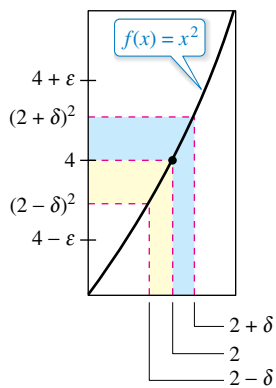
whenever

$$0 < |x - 2| < \delta.$$

To find an appropriate  $\delta$ , begin by writing  $|x^2 - 4| = |x - 2||x + 2|$ . You are interested in values of  $x$  close to 2, so choose  $x$  in the interval  $(1, 3)$ . To satisfy this restriction, let  $\delta < 1$ . Furthermore, for all  $x$  in the interval  $(1, 3)$ ,  $x + 2 < 5$  and thus  $|x + 2| < 5$ . So, letting  $\delta$  be the minimum of  $\varepsilon/5$  and 1, it follows that, whenever  $0 < |x - 2| < \delta$ , you have

$$|x^2 - 4| = |x - 2||x + 2| < \left(\frac{\varepsilon}{5}\right)(5) = \varepsilon.$$

As you can see in Figure 1.15, for  $x$ -values within  $\delta$  of 2 ( $x \neq 2$ ), the values of  $f(x)$  are within  $\varepsilon$  of 4. ■



The limit of  $f(x)$  as  $x$  approaches 2 is 4.  
**Figure 1.15**

Throughout this chapter, you will use the  $\varepsilon$ - $\delta$  definition of limit primarily to prove theorems about limits and to establish the existence or nonexistence of particular types of limits. For *finding* limits, you will learn techniques that are easier to use than the  $\varepsilon$ - $\delta$  definition of limit.

## 1.2 Exercises

See [CalcChat.com](http://CalcChat.com) for tutorial help and worked-out solutions to odd-numbered exercises.

## CONCEPT CHECK

- Describing Notation** Write a brief description of the meaning of the notation  $\lim_{x \rightarrow 8} f(x) = 25$ .
- Limits That Fail to Exist** Identify three types of behavior associated with the nonexistence of a limit. Illustrate each type with a graph of a function.
- Formal Definition of Limit** Given the limit  $\lim_{x \rightarrow 2} (2x + 1) = 5$  use a sketch to show the meaning of the phrase “ $0 < |x - 2| < 0.25$  implies  $|(2x + 1) - 5| < 0.5$ .”
- Functions and Limits** Is the limit of  $f(x)$  as  $x$  approaches  $c$  always equal to  $f(c)$ ? Why or why not?



**Estimating a Limit Numerically** In Exercises 5–10, complete the table and use the result to estimate the limit. Use a graphing utility to graph the function to confirm your result.

5.  $\lim_{x \rightarrow 4} \frac{x - 4}{x^2 - 5x + 4}$

$x$	3.9	3.99	3.999	4	4.001	4.01	4.1
$f(x)$				?			

6.  $\lim_{x \rightarrow 3} \frac{x - 3}{x^2 - 9}$

$x$	2.9	2.99	2.999	3	3.001	3.01	3.1
$f(x)$				?			

7.  $\lim_{x \rightarrow 0} \frac{\sqrt{x+1} - 1}{x}$

$x$	-0.1	-0.01	-0.001	0	0.001	0.01	0.1
$f(x)$				?			

8.  $\lim_{x \rightarrow 3} \frac{[1/(x+1)] - (1/4)}{x-3}$

$x$	2.9	2.99	2.999	3	3.001	3.01	3.1
$f(x)$				?			

9.  $\lim_{x \rightarrow 0} \frac{\sin x}{x}$

$x$	-0.1	-0.01	-0.001	0	0.001	0.01	0.1
$f(x)$				?			

10.  $\lim_{x \rightarrow 0} \frac{\cos x - 1}{x}$

$x$	-0.1	-0.01	-0.001	0	0.001	0.01	0.1
$f(x)$				?			

**Estimating a Limit Numerically** In Exercises 11–18, create a table of values for the function and use the result to estimate the limit. Use a graphing utility to graph the function to confirm your result.

11.  $\lim_{x \rightarrow 1} \frac{x - 2}{x^2 + x - 6}$

12.  $\lim_{x \rightarrow -4} \frac{x + 4}{x^2 + 9x + 20}$

13.  $\lim_{x \rightarrow 1} \frac{x^4 - 1}{x^6 - 1}$

14.  $\lim_{x \rightarrow -3} \frac{x^3 + 27}{x + 3}$

15.  $\lim_{x \rightarrow -6} \frac{\sqrt{10 - x} - 4}{x + 6}$

16.  $\lim_{x \rightarrow 2} \frac{[x/(x+1)] - (2/3)}{x - 2}$

17.  $\lim_{x \rightarrow 0} \frac{\sin 2x}{x}$

18.  $\lim_{x \rightarrow 0} \frac{\tan x}{\tan 2x}$

**Limits That Fail to Exist** In Exercises 19 and 20, create a table of values for the function and use the result to explain why the limit does not exist.

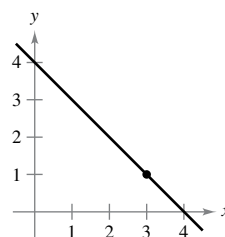
19.  $\lim_{x \rightarrow 0} \frac{2}{x^3}$

20.  $\lim_{x \rightarrow 0} \frac{3|x|}{x^2}$

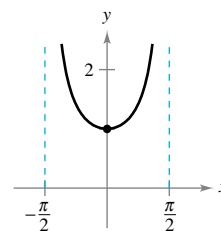


**Finding a Limit Graphically** In Exercises 21–28, use the graph to find the limit (if it exists). If the limit does not exist, explain why.

21.  $\lim_{x \rightarrow 3} (4 - x)$

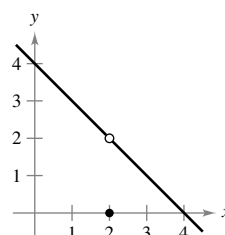


22.  $\lim_{x \rightarrow 0} \sec x$



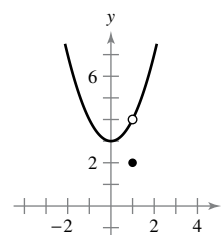
23.  $\lim_{x \rightarrow 2} f(x)$

$$f(x) = \begin{cases} 4 - x, & x \neq 2 \\ 0, & x = 2 \end{cases}$$

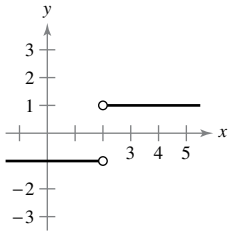


24.  $\lim_{x \rightarrow 1} f(x)$

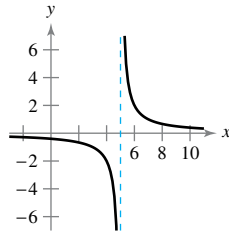
$$f(x) = \begin{cases} x^2 + 3, & x \neq 1 \\ 2, & x = 1 \end{cases}$$



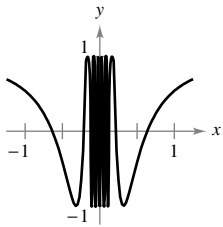
25.  $\lim_{x \rightarrow 2} \frac{|x - 2|}{x - 2}$



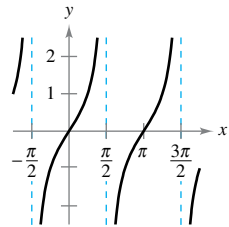
26.  $\lim_{x \rightarrow 5} \frac{2}{x - 5}$



27.  $\lim_{x \rightarrow 0} \cos \frac{1}{x}$



28.  $\lim_{x \rightarrow \pi/2} \tan x$



**Sketching a Graph** In Exercises 33 and 34, sketch a graph of a function  $f$  that satisfies the given values. (There are many correct answers.)

33.  $f(0)$  is undefined.

$\lim_{x \rightarrow 0^+} f(x) = 4$

$f(2) = 6$

$\lim_{x \rightarrow 2^-} f(x) = 3$

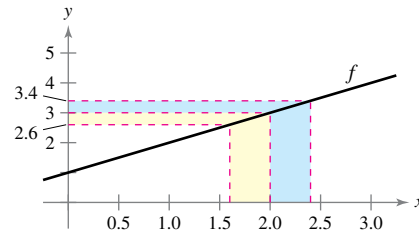
34.  $f(-2) = 0$

$f(2) = 0$

$\lim_{x \rightarrow -2} f(x) = 0$

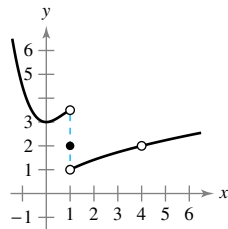
$\lim_{x \rightarrow 2} f(x)$  does not exist.

35. **Finding a  $\delta$  for a Given  $\epsilon$**  The graph of  $f(x) = x + 1$  is shown in the figure. Find  $\delta$  such that if  $0 < |x - 2| < \delta$ , then  $|f(x) - 3| < 0.4$ .

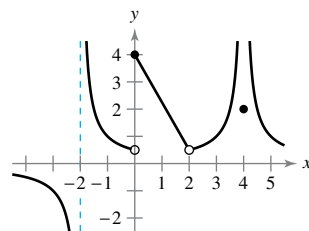


**Graphical Reasoning** In Exercises 29 and 30, use the graph of the function  $f$  to decide whether the value of the given quantity exists. If it does, find it. If not, explain why.

- 29. (a)  $f(1)$
- (b)  $\lim_{x \rightarrow 1} f(x)$
- (c)  $f(4)$
- (d)  $\lim_{x \rightarrow 4} f(x)$



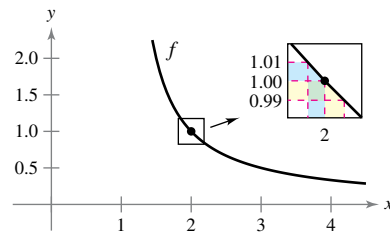
- 30. (a)  $f(-2)$
- (b)  $\lim_{x \rightarrow -2} f(x)$
- (c)  $f(0)$
- (d)  $\lim_{x \rightarrow 0} f(x)$
- (e)  $f(2)$
- (f)  $\lim_{x \rightarrow 2} f(x)$
- (g)  $f(4)$
- (h)  $\lim_{x \rightarrow 4} f(x)$



36. **Finding a  $\delta$  for a Given  $\epsilon$**  The graph of

$f(x) = \frac{1}{x - 1}$

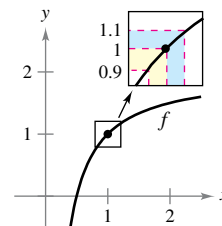
is shown in the figure. Find  $\delta$  such that if  $0 < |x - 2| < \delta$ , then  $|f(x) - 1| < 0.01$ .



37. **Finding a  $\delta$  for a Given  $\epsilon$**  The graph of

$f(x) = 2 - \frac{1}{x}$

is shown in the figure. Find  $\delta$  such that if  $0 < |x - 1| < \delta$ , then  $|f(x) - 1| < 0.1$ .



**Limits of a Piecewise Function** In Exercises 31 and 32, sketch the graph of  $f$ . Then identify the values of  $c$  for which  $\lim_{x \rightarrow c} f(x)$  exists.

31.  $f(x) = \begin{cases} x^2, & x \leq 2 \\ 8 - 2x, & 2 < x < 4 \\ 4, & x \geq 4 \end{cases}$

32.  $f(x) = \begin{cases} \sin x, & x < 0 \\ 1 - \cos x, & 0 \leq x \leq \pi \\ \cos x, & x > \pi \end{cases}$

38. **Finding a  $\delta$  for a Given  $\epsilon$**  Repeat Exercise 37 for  $\epsilon = 0.05, 0.01,$  and  $0.005$ . What happens to the value of  $\delta$  as the value of  $\epsilon$  gets smaller?



**Finding a  $\delta$  for a Given  $\epsilon$**  In Exercises 39–44, find the limit  $L$ . Then find  $\delta$  such that  $|f(x) - L| < \epsilon$  whenever  $0 < |x - c| < \delta$  for (a)  $\epsilon = 0.01$  and (b)  $\epsilon = 0.005$ .

- 39.  $\lim_{x \rightarrow 2} (3x + 2)$
- 41.  $\lim_{x \rightarrow 2} (x^2 - 3)$
- 43.  $\lim_{x \rightarrow 4} (x^2 - x)$
- 40.  $\lim_{x \rightarrow 6} \left(6 - \frac{x}{3}\right)$
- 42.  $\lim_{x \rightarrow 4} (x^2 + 6)$
- 44.  $\lim_{x \rightarrow 3} x^2$



**Using the  $\epsilon$ - $\delta$  Definition of Limit** In Exercises 45–56, find the limit  $L$ . Then use the  $\epsilon$ - $\delta$  definition to prove that the limit is  $L$ .

- 45.  $\lim_{x \rightarrow 4} (x + 2)$
- 47.  $\lim_{x \rightarrow -4} \left(\frac{1}{2}x - 1\right)$
- 49.  $\lim_{x \rightarrow 6} 3$
- 51.  $\lim_{x \rightarrow 0} \sqrt[3]{x}$
- 53.  $\lim_{x \rightarrow -5} |x - 5|$
- 55.  $\lim_{x \rightarrow 1} (x^2 + 1)$
- 46.  $\lim_{x \rightarrow -2} (4x + 5)$
- 48.  $\lim_{x \rightarrow 3} \left(\frac{3}{4}x + 1\right)$
- 50.  $\lim_{x \rightarrow 2} (-1)$
- 52.  $\lim_{x \rightarrow 4} \sqrt{x}$
- 54.  $\lim_{x \rightarrow 3} |x - 3|$
- 56.  $\lim_{x \rightarrow -4} (x^2 + 4x)$

- 57. **Finding a Limit** What is the limit of  $f(x) = 4$  as  $x$  approaches  $\pi$ ?
- 58. **Finding a Limit** What is the limit of  $g(x) = x$  as  $x$  approaches  $\pi$ ?

**Writing** In Exercises 59 and 60, use a graphing utility to graph the function and estimate the limit (if it exists). What is the domain of the function? Can you detect a possible error in determining the domain of a function solely by analyzing the graph generated by a graphing utility? Write a short paragraph about the importance of examining a function analytically as well as graphically.

59.  $f(x) = \frac{\sqrt{x+5} - 3}{x - 4}$       60.  $f(x) = \frac{x - 3}{x^2 - 4x + 3}$

$\lim_{x \rightarrow 4} f(x)$        $\lim_{x \rightarrow 3} f(x)$

61. **Modeling Data** For a long-distance phone call, a hotel charges \$9.99 for the first minute and \$0.79 for each additional minute or fraction thereof. A formula for the cost is given by

$$C(t) = 9.99 - 0.79\lceil 1 - t \rceil, \quad t > 0$$

where  $t$  is the time in minutes.

(Note:  $\lceil x \rceil$  = greatest integer  $n$  such that  $n \leq x$ . For example,  $\lceil 3.2 \rceil = 3$  and  $\lceil -1.6 \rceil = -2$ .)

- (a) Evaluate  $C(10.75)$ . What does  $C(10.75)$  represent?
- (b) Use a graphing utility to graph the cost function for  $0 < t \leq 6$ . Does the limit of  $C(t)$  as  $t$  approaches 3 exist? Explain.

62. **Modeling Data** Repeat Exercise 61 for

$$C(t) = 5.79 - 0.99\lceil 1 - t \rceil, \quad t > 0.$$

**EXPLORING CONCEPTS**

- 63. **Finding  $\delta$**  When using the definition of limit to prove that  $L$  is the limit of  $f(x)$  as  $x$  approaches  $c$ , you find the largest satisfactory value of  $\delta$ . Why would any smaller positive value of  $\delta$  also work?
- 64. **Using the Definition of Limit** The definition of limit on page 56 requires that  $f$  is a function defined on an open interval containing  $c$ , except possibly at  $c$ . Why is this requirement necessary?
- 65. **Comparing Functions and Limits** If  $f(2) = 4$ , can you conclude anything about the limit of  $f(x)$  as  $x$  approaches 2? Explain your reasoning.
- 66. **Comparing Functions and Limits** If the limit of  $f(x)$  as  $x$  approaches 2 is 4, can you conclude anything about  $f(2)$ ? Explain your reasoning.

67. **Jewelry** A jeweler resizes a ring so that its inner circumference is 6 centimeters.

- (a) What is the radius of the ring?
- (b) The inner circumference of the ring varies between 5.5 centimeters and 6.5 centimeters. How does the radius vary?
- (c) Use the  $\epsilon$ - $\delta$  definition of limit to describe this situation. Identify  $\epsilon$  and  $\delta$ .

68. **Sports**

A sporting goods manufacturer designs a golf ball having a volume of 2.48 cubic inches.

- (a) What is the radius of the golf ball?
- (b) The volume of the golf ball varies between 2.45 cubic inches and 2.51 cubic inches. How does the radius vary?
- (c) Use the  $\epsilon$ - $\delta$  definition of limit to describe this situation. Identify  $\epsilon$  and  $\delta$ .



69. **Estimating a Limit** Consider the function

$$f(x) = (1 + x)^{1/x}.$$

Estimate

$$\lim_{x \rightarrow 0} (1 + x)^{1/x}$$

by evaluating  $f$  at  $x$ -values near 0. Sketch the graph of  $f$ .

The symbol indicates an exercise in which you are instructed to use graphing technology or a symbolic computer algebra system. The solutions of other exercises may also be facilitated by the use of appropriate technology.

**70. Estimating a Limit** Consider the function

$$f(x) = \frac{|x + 1| - |x - 1|}{x}.$$

Estimate

$$\lim_{x \rightarrow 0} \frac{|x + 1| - |x - 1|}{x}$$

by evaluating  $f$  at  $x$ -values near 0. Sketch the graph of  $f$ .

**71. Graphical Reasoning** The statement

$$\lim_{x \rightarrow 2} \frac{x^2 - 4}{x - 2} = 4$$

means that for each  $\varepsilon > 0$  there corresponds a  $\delta > 0$  such that if  $0 < |x - 2| < \delta$ , then

$$\left| \frac{x^2 - 4}{x - 2} - 4 \right| < \varepsilon.$$

If  $\varepsilon = 0.001$ , then

$$\left| \frac{x^2 - 4}{x - 2} - 4 \right| < 0.001.$$

Use a graphing utility to graph each side of this inequality. Use the *zoom* feature to find an interval  $(2 - \delta, 2 + \delta)$  such that the inequality is true.

**79. Evaluating Limits** Use a graphing utility to evaluate

$$\lim_{x \rightarrow 0} \frac{\sin nx}{x}$$

for several values of  $n$ . What do you notice?

**80. Evaluating Limits** Use a graphing utility to evaluate

$$\lim_{x \rightarrow 0} \frac{\tan nx}{x}$$

for several values of  $n$ . What do you notice?

**81. Proof** Prove that if the limit of  $f(x)$  as  $x$  approaches  $c$  exists, then the limit must be unique. [Hint: Let  $\lim_{x \rightarrow c} f(x) = L_1$  and  $\lim_{x \rightarrow c} f(x) = L_2$  and prove that  $L_1 = L_2$ .]

**82. Proof** Consider the line  $f(x) = mx + b$ , where  $m \neq 0$ . Use the  $\varepsilon$ - $\delta$  definition of limit to prove that  $\lim_{x \rightarrow c} f(x) = mc + b$ .

**83. Proof** Prove that

$$\lim_{x \rightarrow c} f(x) = L$$

is equivalent to

$$\lim_{x \rightarrow c} [f(x) - L] = 0.$$

**84. Proof**

(a) Given that

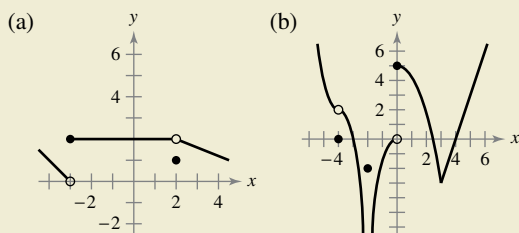
$$\lim_{x \rightarrow 0} (3x + 1)(3x - 1)x^2 + 0.01 = 0.01$$

prove that there exists an open interval  $(a, b)$  containing 0 such that  $(3x + 1)(3x - 1)x^2 + 0.01 > 0$  for all  $x \neq 0$  in  $(a, b)$ .

(b) Given that  $\lim_{x \rightarrow c} g(x) = L$ , where  $L > 0$ , prove that there exists an open interval  $(a, b)$  containing  $c$  such that  $g(x) > 0$  for all  $x \neq c$  in  $(a, b)$ .



**72. HOW DO YOU SEE IT?** Use the graph of  $f$  to identify the values of  $c$  for which  $\lim_{x \rightarrow c} f(x)$  exists.



**True or False?** In Exercises 73–76, determine whether the statement is true or false. If it is false, explain why or give an example that shows it is false.

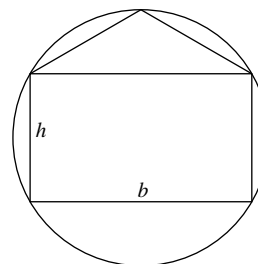
- 73.** If  $f$  is undefined at  $x = c$ , then the limit of  $f(x)$  as  $x$  approaches  $c$  does not exist.
- 74.** If the limit of  $f(x)$  as  $x$  approaches  $c$  is 0, then there must exist a number  $k$  such that  $f(k) < 0.001$ .
- 75.** If  $f(c) = L$ , then  $\lim_{x \rightarrow c} f(x) = L$ .
- 76.** If  $\lim_{x \rightarrow c} f(x) = L$ , then  $f(c) = L$ .

**Determining a Limit** In Exercises 77 and 78, consider the function  $f(x) = \sqrt{x}$ .

- 77.** Is  $\lim_{x \rightarrow 0.25} \sqrt{x} = 0.5$  a true statement? Explain.
- 78.** Is  $\lim_{x \rightarrow 0} \sqrt{x} = 0$  a true statement? Explain.

### PUTNAM EXAM CHALLENGE

**85.** Inscribe a rectangle of base  $b$  and height  $h$  in a circle of radius one, and inscribe an isosceles triangle in a region of the circle cut off by one base of the rectangle (with that side as the base of the triangle). For what value of  $h$  do the rectangle and triangle have the same area?



**86.** A right circular cone has base of radius 1 and height 3. A cube is inscribed in the cone so that one face of the cube is contained in the base of the cone. What is the side-length of the cube?

These problems were composed by the Committee on the Putnam Prize Competition. © The Mathematical Association of America. All rights reserved.



## 1.3 Evaluating Limits Analytically

- Evaluate a limit using properties of limits.
- Develop and use a strategy for finding limits.
- Evaluate a limit using the dividing out technique.
- Evaluate a limit using the rationalizing technique.
- Evaluate a limit using the Squeeze Theorem.

### Properties of Limits

In Section 1.2, you learned that the limit of  $f(x)$  as  $x$  approaches  $c$  does not depend on the value of  $f$  at  $x = c$ . It may happen, however, that the limit is precisely  $f(c)$ . In such cases, you can evaluate the limit by **direct substitution**. That is,

$$\lim_{x \rightarrow c} f(x) = f(c). \quad \text{Substitute } c \text{ for } x.$$

Such *well-behaved* functions are **continuous at  $c$** . You will examine this concept more closely in Section 1.4.

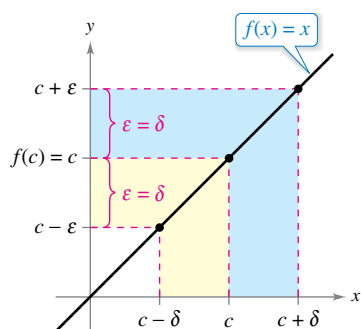


Figure 1.16

#### THEOREM 1.1 Some Basic Limits

Let  $b$  and  $c$  be real numbers, and let  $n$  be a positive integer.

1.  $\lim_{x \rightarrow c} b = b$
2.  $\lim_{x \rightarrow c} x = c$
3.  $\lim_{x \rightarrow c} x^n = c^n$



**Proof** The proofs of Properties 1 and 3 of Theorem 1.1 are left as exercises (see Exercises 107 and 108). To prove Property 2, you need to show that for each  $\epsilon > 0$  there exists a  $\delta > 0$  such that  $|x - c| < \epsilon$  whenever  $0 < |x - c| < \delta$ . To do this, choose  $\delta = \epsilon$ . The second inequality then implies the first, as shown in Figure 1.16.

#### EXAMPLE 1

#### Evaluating Basic Limits

- a.  $\lim_{x \rightarrow 2} 3 = 3$
- b.  $\lim_{x \rightarrow -4} x = -4$
- c.  $\lim_{x \rightarrow 2} x^2 = 2^2 = 4$

#### THEOREM 1.2 Properties of Limits

Let  $b$  and  $c$  be real numbers, let  $n$  be a positive integer, and let  $f$  and  $g$  be functions with the limits

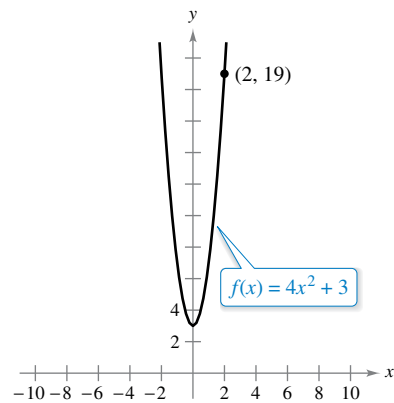
$$\lim_{x \rightarrow c} f(x) = L \quad \text{and} \quad \lim_{x \rightarrow c} g(x) = K.$$

1. Scalar multiple:  $\lim_{x \rightarrow c} [bf(x)] = bL$
2. Sum or difference:  $\lim_{x \rightarrow c} [f(x) \pm g(x)] = L \pm K$
3. Product:  $\lim_{x \rightarrow c} [f(x)g(x)] = LK$
4. Quotient:  $\lim_{x \rightarrow c} \frac{f(x)}{g(x)} = \frac{L}{K}, \quad K \neq 0$
5. Power:  $\lim_{x \rightarrow c} [f(x)]^n = L^n$

The proof of Property 1 is left as an exercise (see Exercise 109). The proofs of the other properties are given in Appendix A.



The symbol indicates that a video of this proof is available at [LarsonCalculus.com](http://LarsonCalculus.com).



The limit of  $f(x)$  as  $x$  approaches 2 is 19.  
**Figure 1.17**

**EXAMPLE 2** The Limit of a Polynomial

Find the limit:  $\lim_{x \rightarrow 2} (4x^2 + 3)$ .

**Solution**

$$\begin{aligned} \lim_{x \rightarrow 2} (4x^2 + 3) &= \lim_{x \rightarrow 2} 4x^2 + \lim_{x \rightarrow 2} 3 && \text{Property 2, Theorem 1.2} \\ &= 4 \left( \lim_{x \rightarrow 2} x^2 \right) + \lim_{x \rightarrow 2} 3 && \text{Property 1, Theorem 1.2} \\ &= 4(2^2) + 3 && \text{Properties 1 and 3, Theorem 1.1} \\ &= 19 && \text{Simplify.} \end{aligned}$$

This limit is reinforced by the graph of  $f(x) = 4x^2 + 3$  shown in Figure 1.17. ■

In Example 2, note that the limit (as  $x$  approaches 2) of the *polynomial function*  $p(x) = 4x^2 + 3$  is simply the value of  $p$  at  $x = 2$ .

$$\lim_{x \rightarrow 2} p(x) = p(2) = 4(2^2) + 3 = 19$$

This *direct substitution* property is valid for all polynomial and rational functions with nonzero denominators.

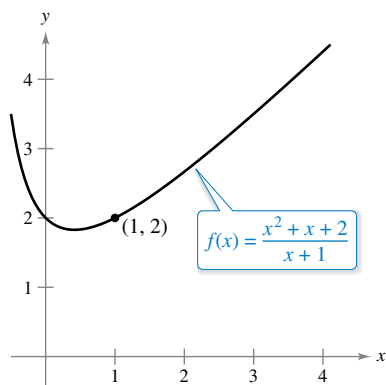
**THEOREM 1.3 Limits of Polynomial and Rational Functions**

If  $p$  is a polynomial function and  $c$  is a real number, then

$$\lim_{x \rightarrow c} p(x) = p(c).$$

If  $r$  is a rational function given by  $r(x) = p(x)/q(x)$  and  $c$  is a real number such that  $q(c) \neq 0$ , then

$$\lim_{x \rightarrow c} r(x) = r(c) = \frac{p(c)}{q(c)}.$$



The limit of  $f(x)$  as  $x$  approaches 1 is 2.  
**Figure 1.18**

**EXAMPLE 3** The Limit of a Rational Function

Find the limit:  $\lim_{x \rightarrow 1} \frac{x^2 + x + 2}{x + 1}$ .

**Solution** Because the denominator is not 0 when  $x = 1$ , you can apply Theorem 1.3 to obtain

$$\lim_{x \rightarrow 1} \frac{x^2 + x + 2}{x + 1} = \frac{1^2 + 1 + 2}{1 + 1} = \frac{4}{2} = 2. \quad \text{See Figure 1.18.} \quad \text{■}$$

Polynomial functions and rational functions are two of the three basic types of algebraic functions. The next theorem deals with the limit of the third type of algebraic function—one that involves a radical.

**THEOREM 1.4 The Limit of a Function Involving a Radical**

Let  $n$  be a positive integer. The limit below is valid for all  $c$  when  $n$  is odd, and is valid for  $c > 0$  when  $n$  is even.

$$\lim_{x \rightarrow c} \sqrt[n]{x} = \sqrt[n]{c}$$

A proof of this theorem is given in Appendix A.



The next theorem greatly expands your ability to evaluate limits because it shows how to analyze the limit of a composite function.

### THEOREM 1.5 The Limit of a Composite Function

If  $f$  and  $g$  are functions such that  $\lim_{x \rightarrow c} g(x) = L$  and  $\lim_{x \rightarrow L} f(x) = f(L)$ , then

$$\lim_{x \rightarrow c} f(g(x)) = f\left(\lim_{x \rightarrow c} g(x)\right) = f(L).$$

A proof of this theorem is given in Appendix A.



### EXAMPLE 4 The Limit of a Composite Function

•••▶ See [LarsonCalculus.com](http://LarsonCalculus.com) for an interactive version of this type of example.

Find the limit.

a.  $\lim_{x \rightarrow 0} \sqrt{x^2 + 4}$       b.  $\lim_{x \rightarrow 3} \sqrt[3]{2x^2 - 10}$

#### Solution

a. Because

$$\lim_{x \rightarrow 0} (x^2 + 4) = 0^2 + 4 = 4 \quad \text{and} \quad \lim_{x \rightarrow 4} \sqrt{x} = \sqrt{4} = 2$$

you can conclude that

$$\lim_{x \rightarrow 0} \sqrt{x^2 + 4} = \sqrt{4} = 2.$$

b. Because

$$\lim_{x \rightarrow 3} (2x^2 - 10) = 2(3^2) - 10 = 8 \quad \text{and} \quad \lim_{x \rightarrow 8} \sqrt[3]{x} = \sqrt[3]{8} = 2$$

you can conclude that

$$\lim_{x \rightarrow 3} \sqrt[3]{2x^2 - 10} = \sqrt[3]{8} = 2.$$

You have seen that the limits of many algebraic functions can be evaluated by direct substitution. The six basic trigonometric functions also exhibit this desirable quality, as shown in the next theorem (presented without proof).

### THEOREM 1.6 Limits of Trigonometric Functions

Let  $c$  be a real number in the domain of the given trigonometric function.

- |   |   |   |
|---|---|---|
| 1. $\lim_{x \rightarrow c} \sin x = \sin c$ | 2. $\lim_{x \rightarrow c} \cos x = \cos c$ | 3. $\lim_{x \rightarrow c} \tan x = \tan c$ |
| 4. $\lim_{x \rightarrow c} \cot x = \cot c$ | 5. $\lim_{x \rightarrow c} \sec x = \sec c$ | 6. $\lim_{x \rightarrow c} \csc x = \csc c$ |

### EXAMPLE 5 Limits of Trigonometric Functions

a.  $\lim_{x \rightarrow 0} \tan x = \tan(0) = 0$

b.  $\lim_{x \rightarrow \pi} (x \cos x) = \left(\lim_{x \rightarrow \pi} x\right) \left(\lim_{x \rightarrow \pi} \cos x\right) = \pi \cos(\pi) = -\pi$

c.  $\lim_{x \rightarrow 0} \sin^2 x = \lim_{x \rightarrow 0} (\sin x)^2 = 0^2 = 0$

### A Strategy for Finding Limits

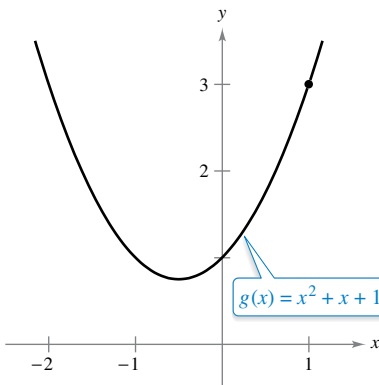
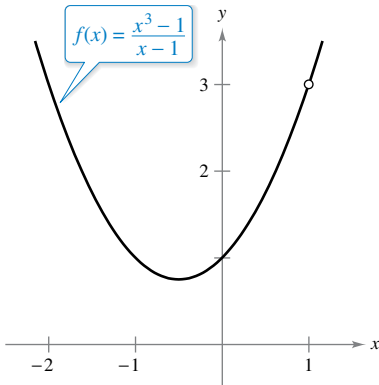
On the previous three pages, you studied several types of functions whose limits can be evaluated by direct substitution. This knowledge, together with the next theorem, can be used to develop a strategy for finding limits.

#### THEOREM 1.7 Functions That Agree at All but One Point

Let  $c$  be a real number, and let  $f(x) = g(x)$  for all  $x \neq c$  in an open interval containing  $c$ . If the limit of  $g(x)$  as  $x$  approaches  $c$  exists, then the limit of  $f(x)$  also exists and

$$\lim_{x \rightarrow c} f(x) = \lim_{x \rightarrow c} g(x).$$

A proof of this theorem is given in Appendix A.



$f$  and  $g$  agree at all but one point.  
Figure 1.19

#### EXAMPLE 6 Finding the Limit of a Function

Find the limit.

$$\lim_{x \rightarrow 1} \frac{x^3 - 1}{x - 1}$$

**Solution** Let  $f(x) = (x^3 - 1)/(x - 1)$ . By factoring and dividing out common factors, you can rewrite  $f$  as

$$f(x) = \frac{(x-1)(x^2+x+1)}{(x-1)} = x^2 + x + 1 = g(x), \quad x \neq 1.$$

So, for all  $x$ -values other than  $x = 1$ , the functions  $f$  and  $g$  agree, as shown in Figure 1.19. Because  $\lim_{x \rightarrow 1} g(x)$  exists, you can apply Theorem 1.7 to conclude that  $f$  and  $g$  have the same limit at  $x = 1$ .

$$\begin{aligned} \lim_{x \rightarrow 1} \frac{x^3 - 1}{x - 1} &= \lim_{x \rightarrow 1} \frac{(x-1)(x^2+x+1)}{x-1} && \text{Factor.} \\ &= \lim_{x \rightarrow 1} \frac{(x-1)(x^2+x+1)}{(x-1)} && \text{Divide out common factor.} \\ &= \lim_{x \rightarrow 1} (x^2 + x + 1) && \text{Apply Theorem 1.7.} \\ &= 1^2 + 1 + 1 && \text{Use direct substitution.} \\ &= 3 && \text{Simplify.} \end{aligned}$$

#### A Strategy for Finding Limits

1. Learn to recognize which limits can be evaluated by direct substitution. (These limits are listed in Theorems 1.1 through 1.6.)
2. When the limit of  $f(x)$  as  $x$  approaches  $c$  cannot be evaluated by direct substitution, try to find a function  $g$  that agrees with  $f$  for all  $x$  other than  $x = c$ . [Choose  $g$  such that the limit of  $g(x)$  can be evaluated by direct substitution.] Then apply Theorem 1.7 to conclude *analytically* that

$$\lim_{x \rightarrow c} f(x) = \lim_{x \rightarrow c} g(x) = g(c).$$

3. Use a *graph* or *table* to reinforce your conclusion.

••••• REMARK When applying this strategy for finding a limit, remember that some functions do not have a limit (as  $x$  approaches  $c$ ). For instance, the limit below does not exist.

$$\lim_{x \rightarrow 1} \frac{x^3 + 1}{x - 1}$$

### Dividing Out Technique

Another procedure for finding a limit analytically is the **dividing out technique**. This technique involves dividing out common factors, as shown in Example 7.

#### EXAMPLE 7 Dividing Out Technique

•••▶ See [LarsonCalculus.com](http://LarsonCalculus.com) for an interactive version of this type of example.

Find the limit:  $\lim_{x \rightarrow -3} \frac{x^2 + x - 6}{x + 3}$ .

•••▶ **REMARK** In the solution to Example 7, be sure you see the usefulness of the Factor Theorem of Algebra. This theorem states that if  $c$  is a zero of a polynomial function, then  $(x - c)$  is a factor of the polynomial. So, when you apply direct substitution to a rational function and obtain

$$r(c) = \frac{p(c)}{q(c)} = \frac{0}{0}$$

you can conclude that  $(x - c)$  must be a common factor of both  $p(x)$  and  $q(x)$ .

**Solution** Although you are taking the limit of a rational function, you *cannot* apply Theorem 1.3 because the limit of the denominator is 0.

$$\lim_{x \rightarrow -3} \frac{x^2 + x - 6}{x + 3} \begin{cases} \rightarrow \lim_{x \rightarrow -3} (x^2 + x - 6) = 0 \\ \rightarrow \lim_{x \rightarrow -3} (x + 3) = 0 \end{cases}$$

Direct substitution fails.

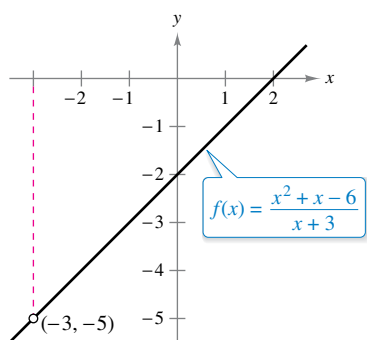
Because the limit of the numerator is also 0, the numerator and denominator have a *common factor* of  $(x + 3)$ . So, for all  $x \neq -3$ , you can divide out this factor to obtain

$$f(x) = \frac{x^2 + x - 6}{x + 3} = \frac{(x + 3)(x - 2)}{x + 3} = x - 2 = g(x), \quad x \neq -3.$$

Using Theorem 1.7, it follows that

$$\begin{aligned} \lim_{x \rightarrow -3} \frac{x^2 + x - 6}{x + 3} &= \lim_{x \rightarrow -3} (x - 2) && \text{Apply Theorem 1.7.} \\ &= -5. && \text{Use direct substitution.} \end{aligned}$$

This result is shown graphically in Figure 1.20. Note that the graph of the function  $f$  coincides with the graph of the function  $g(x) = x - 2$ , except that the graph of  $f$  has a hole at the point  $(-3, -5)$ .



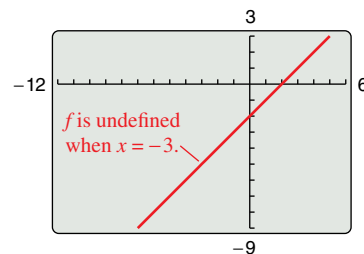
$f$  is undefined when  $x = -3$ . The limit of  $f(x)$  as  $x$  approaches  $-3$  is  $-5$ .

**Figure 1.20**

▶ **TECHNOLOGY PITFALL** A graphing utility can give misleading information about the graph of a function. For instance, try graphing the function from Example 7

$$f(x) = \frac{x^2 + x - 6}{x + 3}$$

- on a graphing utility. On some graphing utilities,
- the graph may appear to be defined at every
- real number, as shown in the figure at the right.
- However, because  $f$  is undefined when  $x = -3$ ,
- you know that the graph of  $f$  has a hole at
- $x = -3$ . You can verify this on a graphing
- utility using the *trace* or *table* feature.



Misleading graph of  $f$

### Rationalizing Technique

Another way to find a limit analytically is the **rationalizing technique**, which involves rationalizing either the numerator or denominator of a fractional expression. Recall that rationalizing the numerator (denominator) means multiplying the numerator and denominator by the conjugate of the numerator (denominator). For instance, to rationalize the numerator of

$$\frac{\sqrt{x} + 4}{x}$$

multiply the numerator and denominator by the conjugate of  $\sqrt{x} + 4$ , which is  $\sqrt{x} - 4$ .

#### EXAMPLE 8 Rationalizing Technique

Find the limit:  $\lim_{x \rightarrow 0} \frac{\sqrt{x+1} - 1}{x}$ .

**Solution** By direct substitution, you obtain the indeterminate form 0/0.

$$\lim_{x \rightarrow 0} \frac{\sqrt{x+1} - 1}{x} \begin{cases} \rightarrow \lim_{x \rightarrow 0} (\sqrt{x+1} - 1) = 0 \\ \rightarrow \lim_{x \rightarrow 0} x = 0 \end{cases} \quad \text{Direct substitution fails.}$$

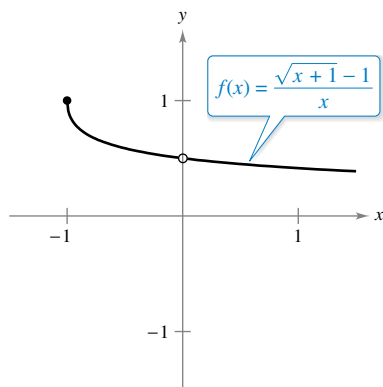
In this case, you can rewrite the fraction by rationalizing the numerator.

$$\begin{aligned} \frac{\sqrt{x+1} - 1}{x} &= \left( \frac{\sqrt{x+1} - 1}{x} \right) \left( \frac{\sqrt{x+1} + 1}{\sqrt{x+1} + 1} \right) \\ &= \frac{(x+1) - 1}{x(\sqrt{x+1} + 1)} \\ &= \frac{\cancel{x}}{\cancel{x}(\sqrt{x+1} + 1)} \\ &= \frac{1}{\sqrt{x+1} + 1}, \quad x \neq 0 \end{aligned}$$

Now, using Theorem 1.7, you can evaluate the limit as shown.

$$\begin{aligned} \lim_{x \rightarrow 0} \frac{\sqrt{x+1} - 1}{x} &= \lim_{x \rightarrow 0} \frac{1}{\sqrt{x+1} + 1} \\ &= \frac{1}{1 + 1} \\ &= \frac{1}{2} \end{aligned}$$

A table or a graph can reinforce your conclusion that the limit is  $\frac{1}{2}$ . (See Figure 1.21.)

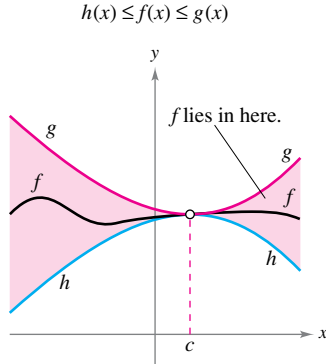


The limit of  $f(x)$  as  $x$  approaches 0 is  $\frac{1}{2}$ .  
Figure 1.21

	x approaches 0 from the left.					x approaches 0 from the right.			
x	-0.25	-0.1	-0.01	-0.001	0	0.001	0.01	0.1	0.25
f(x)	0.5359	0.5132	0.5013	0.5001	?	0.4999	0.4988	0.4881	0.4721
	f(x) approaches 0.5.					f(x) approaches 0.5.			

### The Squeeze Theorem

The next theorem concerns the limit of a function that is squeezed between two other functions, each of which has the same limit at a given  $x$ -value, as shown in Figure 1.22.



The Squeeze Theorem  
Figure 1.22

#### THEOREM 1.8 The Squeeze Theorem

If  $h(x) \leq f(x) \leq g(x)$  for all  $x$  in an open interval containing  $c$ , except possibly at  $c$  itself, and if

$$\lim_{x \rightarrow c} h(x) = L = \lim_{x \rightarrow c} g(x)$$

then  $\lim_{x \rightarrow c} f(x)$  exists and is equal to  $L$ .

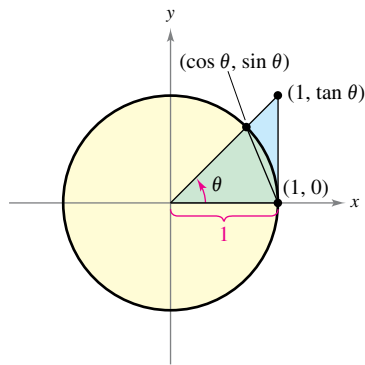
A proof of this theorem is given in Appendix A.



You can see the usefulness of the Squeeze Theorem (also called the Sandwich Theorem or the Pinching Theorem) in the proof of Theorem 1.9.

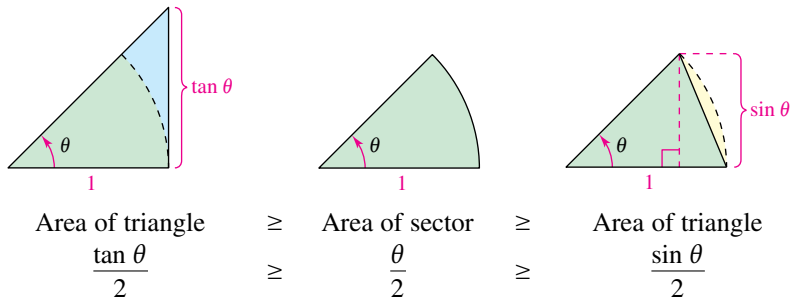
#### THEOREM 1.9 Two Special Trigonometric Limits

$$1. \lim_{x \rightarrow 0} \frac{\sin x}{x} = 1 \quad 2. \lim_{x \rightarrow 0} \frac{1 - \cos x}{x} = 0$$



A circular sector is used to prove Theorem 1.9.  
Figure 1.23

**Proof** The proof of the second limit is left as an exercise (see Exercise 121). To avoid the confusion of two different uses of  $x$ , the proof of the first limit is presented using the variable  $\theta$ , where  $\theta$  is an acute positive angle *measured in radians*. Figure 1.23 shows a circular sector that is squeezed between two triangles.



Multiplying each expression by  $2/\sin \theta$  produces

$$\frac{1}{\cos \theta} \geq \frac{\theta}{\sin \theta} \geq 1$$

and taking reciprocals and reversing the inequalities yields

$$\cos \theta \leq \frac{\sin \theta}{\theta} \leq 1.$$

Because  $\cos \theta = \cos(-\theta)$  and  $(\sin \theta)/\theta = [\sin(-\theta)]/(-\theta)$ , you can conclude that this inequality is valid for *all* nonzero  $\theta$  in the open interval  $(-\pi/2, \pi/2)$ . Finally, because  $\lim_{\theta \rightarrow 0} \cos \theta = 1$  and  $\lim_{\theta \rightarrow 0} 1 = 1$ , you can apply the Squeeze Theorem to conclude that

$$\lim_{\theta \rightarrow 0} \frac{\sin \theta}{\theta} = 1.$$

**EXAMPLE 9** A Limit Involving a Trigonometric Function

Find the limit:  $\lim_{x \rightarrow 0} \frac{\tan x}{x}$ .

**Solution** Direct substitution yields the indeterminate form 0/0. To solve this problem, you can write  $\tan x$  as  $(\sin x)/(\cos x)$  and obtain

$$\lim_{x \rightarrow 0} \frac{\tan x}{x} = \lim_{x \rightarrow 0} \left( \frac{\sin x}{x} \right) \left( \frac{1}{\cos x} \right).$$

Now, because

$$\lim_{x \rightarrow 0} \frac{\sin x}{x} = 1$$

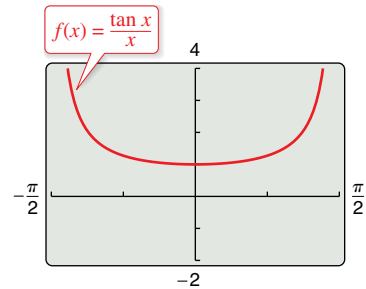
and

$$\lim_{x \rightarrow 0} \frac{1}{\cos x} = 1$$

you can obtain

$$\begin{aligned} \lim_{x \rightarrow 0} \frac{\tan x}{x} &= \left( \lim_{x \rightarrow 0} \frac{\sin x}{x} \right) \left( \lim_{x \rightarrow 0} \frac{1}{\cos x} \right) \\ &= (1)(1) \\ &= 1. \end{aligned}$$

(See Figure 1.24.)



The limit of  $f(x)$  as  $x$  approaches 0 is 1.  
**Figure 1.24**

•• **REMARK** Be sure you understand the mathematical conventions regarding parentheses and trigonometric functions. For instance, in Example 10,  $\sin 4x$  means  $\sin(4x)$ .

**EXAMPLE 10** A Limit Involving a Trigonometric Function

Find the limit:  $\lim_{x \rightarrow 0} \frac{\sin 4x}{x}$ .

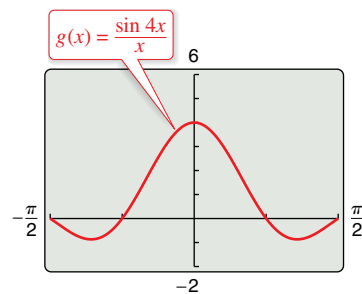
**Solution** Direct substitution yields the indeterminate form 0/0. To solve this problem, you can rewrite the limit as

$$\lim_{x \rightarrow 0} \frac{\sin 4x}{x} = 4 \left( \lim_{x \rightarrow 0} \frac{\sin 4x}{4x} \right). \quad \text{Multiply and divide by 4.}$$

Now, by letting  $y = 4x$  and observing that  $x$  approaches 0 if and only if  $y$  approaches 0, you can write

$$\begin{aligned} \lim_{x \rightarrow 0} \frac{\sin 4x}{x} &= 4 \left( \lim_{x \rightarrow 0} \frac{\sin 4x}{4x} \right) \\ &= 4 \left( \lim_{y \rightarrow 0} \frac{\sin y}{y} \right) \quad \text{Let } y = 4x. \\ &= 4(1) \quad \text{Apply Theorem 1.9(1).} \\ &= 4. \end{aligned}$$

(See Figure 1.25.)



The limit of  $g(x)$  as  $x$  approaches 0 is 4.  
**Figure 1.25**

► **TECHNOLOGY** Use a graphing utility to confirm the limits in the examples and in the exercise set. For instance, Figures 1.24 and 1.25 show the graphs of

$$f(x) = \frac{\tan x}{x} \quad \text{and} \quad g(x) = \frac{\sin 4x}{x}.$$

Note that the first graph appears to contain the point (0, 1) and the second graph appears to contain the point (0, 4), which lends support to the conclusions obtained in Examples 9 and 10.



# 1.3 Exercises

See [CalcChat.com](http://CalcChat.com) for tutorial help and worked-out solutions to odd-numbered exercises.

## CONCEPT CHECK


- Polynomial Function** Describe how to find the limit of a polynomial function  $p(x)$  as  $x$  approaches  $c$ .
- Indeterminate Form** What is meant by an indeterminate form?
- Squeeze Theorem** In your own words, explain the Squeeze Theorem.
- Special Limits** List the two special trigonometric limits.

 **Finding a Limit** In Exercises 5–22, find the limit.

- $\lim_{x \rightarrow 2} x^3$
- $\lim_{x \rightarrow -3} (2x + 5)$
- $\lim_{x \rightarrow -3} (x^2 + 3x)$
- $\lim_{x \rightarrow -3} (2x^2 + 4x + 1)$
- $\lim_{x \rightarrow 3} \sqrt{x + 8}$
- $\lim_{x \rightarrow -4} (1 - x)^3$
- $\lim_{x \rightarrow 2} \frac{3}{2x + 1}$
- $\lim_{x \rightarrow 1} \frac{x}{x^2 + 4}$
- $\lim_{x \rightarrow 7} \frac{3x}{\sqrt{x + 2}}$
- $\lim_{x \rightarrow -3} x^4$
- $\lim_{x \rightarrow 9} (4x - 1)$
- $\lim_{x \rightarrow 2} (-x^3 + 1)$
- $\lim_{x \rightarrow 1} (2x^3 - 6x + 5)$
- $\lim_{x \rightarrow 2} \sqrt[3]{12x + 3}$
- $\lim_{x \rightarrow 0} (3x - 2)^4$
- $\lim_{x \rightarrow -5} \frac{5}{x + 3}$
- $\lim_{x \rightarrow 1} \frac{3x + 5}{x + 1}$
- $\lim_{x \rightarrow 3} \frac{\sqrt{x + 6}}{x + 2}$

 **Finding Limits** In Exercises 23–26, find the limits.

- $f(x) = 5 - x$ ,  $g(x) = x^3$ 
  - $\lim_{x \rightarrow 1} f(x)$
  - $\lim_{x \rightarrow 4} g(x)$
  - $\lim_{x \rightarrow 1} g(f(x))$
- $f(x) = x + 7$ ,  $g(x) = x^2$ 
  - $\lim_{x \rightarrow -3} f(x)$
  - $\lim_{x \rightarrow 4} g(x)$
  - $\lim_{x \rightarrow -3} g(f(x))$
- $f(x) = 4 - x^2$ ,  $g(x) = \sqrt{x + 1}$ 
  - $\lim_{x \rightarrow 1} f(x)$
  - $\lim_{x \rightarrow 3} g(x)$
  - $\lim_{x \rightarrow 1} g(f(x))$
- $f(x) = 2x^2 - 3x + 1$ ,  $g(x) = \sqrt[3]{x + 6}$ 
  - $\lim_{x \rightarrow 4} f(x)$
  - $\lim_{x \rightarrow 21} g(x)$
  - $\lim_{x \rightarrow 4} g(f(x))$

 **Finding a Limit of a Trigonometric Function** In Exercises 27–36, find the limit of the trigonometric function.

- $\lim_{x \rightarrow \pi/2} \sin x$
- $\lim_{x \rightarrow \pi} \tan x$
- $\lim_{x \rightarrow 1} \cos \frac{\pi x}{3}$
- $\lim_{x \rightarrow 2} \sin \frac{\pi x}{12}$

- $\lim_{x \rightarrow 0} \sec 2x$
- $\lim_{x \rightarrow \pi} \cos 3x$
- $\lim_{x \rightarrow 5\pi/6} \sin x$
- $\lim_{x \rightarrow 5\pi/3} \cos x$
- $\lim_{x \rightarrow 3} \tan \frac{\pi x}{4}$
- $\lim_{x \rightarrow 7} \sec \frac{\pi x}{6}$



**Evaluating Limits** In Exercises 37–40, use the information to evaluate the limits.

- $\lim_{x \rightarrow c} f(x) = \frac{2}{5}$   
 $\lim_{x \rightarrow c} g(x) = 2$ 
  - $\lim_{x \rightarrow c} [5g(x)]$
  - $\lim_{x \rightarrow c} [f(x) + g(x)]$
  - $\lim_{x \rightarrow c} [f(x)g(x)]$
  - $\lim_{x \rightarrow c} \frac{f(x)}{g(x)}$
- $\lim_{x \rightarrow c} f(x) = 2$   
 $\lim_{x \rightarrow c} g(x) = \frac{3}{4}$ 
  - $\lim_{x \rightarrow c} [4f(x)]$
  - $\lim_{x \rightarrow c} [f(x) + g(x)]$
  - $\lim_{x \rightarrow c} [f(x)g(x)]$
  - $\lim_{x \rightarrow c} \frac{f(x)}{g(x)}$
- $\lim_{x \rightarrow c} f(x) = 16$ 
  - $\lim_{x \rightarrow c} [f(x)]^2$
  - $\lim_{x \rightarrow c} \sqrt{f(x)}$
  - $\lim_{x \rightarrow c} [3f(x)]$
  - $\lim_{x \rightarrow c} [f(x)]^{3/2}$
- $\lim_{x \rightarrow c} f(x) = 27$ 
  - $\lim_{x \rightarrow c} \sqrt[3]{f(x)}$
  - $\lim_{x \rightarrow c} \frac{f(x)}{18}$
  - $\lim_{x \rightarrow c} [f(x)]^2$
  - $\lim_{x \rightarrow c} [f(x)]^{2/3}$



**Finding a Limit** In Exercises 41–46, write a simpler function that agrees with the given function at all but one point. Then find the limit of the function. Use a graphing utility to confirm your result.

- $\lim_{x \rightarrow 0} \frac{x^2 + 3x}{x}$
- $\lim_{x \rightarrow 0} \frac{x^4 - 5x^2}{x^2}$
- $\lim_{x \rightarrow -1} \frac{x^2 - 1}{x + 1}$
- $\lim_{x \rightarrow -2} \frac{3x^2 + 5x - 2}{x + 2}$
- $\lim_{x \rightarrow 2} \frac{x^3 - 8}{x - 2}$
- $\lim_{x \rightarrow -1} \frac{x^3 + 1}{x + 1}$



**Finding a Limit** In Exercises 47–62, find the limit.

- $\lim_{x \rightarrow 0} \frac{x}{x^2 - x}$
- $\lim_{x \rightarrow 0} \frac{7x^3 - x^2}{x}$
- $\lim_{x \rightarrow 4} \frac{x - 4}{x^2 - 16}$
- $\lim_{x \rightarrow 5} \frac{5 - x}{x^2 - 25}$
- $\lim_{x \rightarrow -3} \frac{x^2 + x - 6}{x^2 - 9}$
- $\lim_{x \rightarrow 2} \frac{x^2 + 2x - 8}{x^2 - x - 2}$
- $\lim_{x \rightarrow 4} \frac{\sqrt{x + 5} - 3}{x - 4}$
- $\lim_{x \rightarrow 3} \frac{\sqrt{x + 1} - 2}{x - 3}$
- $\lim_{x \rightarrow 0} \frac{\sqrt{x + 5} - \sqrt{5}}{x}$
- $\lim_{x \rightarrow 0} \frac{\sqrt{2 + x} - \sqrt{2}}{x}$

57.  $\lim_{x \rightarrow 0} \frac{[1/(3+x)] - (1/3)}{x}$


58.  $\lim_{x \rightarrow 0} \frac{[1/(x+4)] - (1/4)}{x}$

59.  $\lim_{\Delta x \rightarrow 0} \frac{2(x+\Delta x) - 2x}{\Delta x}$

60.  $\lim_{\Delta x \rightarrow 0} \frac{(x+\Delta x)^2 - x^2}{\Delta x}$

61.  $\lim_{\Delta x \rightarrow 0} \frac{(x+\Delta x)^2 - 2(x+\Delta x) + 1 - (x^2 - 2x + 1)}{\Delta x}$

62.  $\lim_{\Delta x \rightarrow 0} \frac{(x+\Delta x)^3 - x^3}{\Delta x}$

 **Finding a Limit of a Trigonometric Function** In Exercises 63–74, find the limit of the trigonometric function.

63.  $\lim_{x \rightarrow 0} \frac{\sin x}{5x}$

64.  $\lim_{x \rightarrow 0} \frac{3(1 - \cos x)}{x}$

65.  $\lim_{x \rightarrow 0} \frac{(\sin x)(1 - \cos x)}{x^2}$

66.  $\lim_{\theta \rightarrow 0} \frac{\cos \theta \tan \theta}{\theta}$

67.  $\lim_{x \rightarrow 0} \frac{\sin^2 x}{x}$

68.  $\lim_{x \rightarrow 0} \frac{\tan^2 x}{x}$

69.  $\lim_{h \rightarrow 0} \frac{(1 - \cos h)^2}{h}$


70.  $\lim_{\phi \rightarrow \pi} \phi \sec \phi$

71.  $\lim_{x \rightarrow 0} \frac{6 - 6 \cos x}{3}$

72.  $\lim_{x \rightarrow 0} \frac{\cos x - \sin x - 1}{2x}$

73.  $\lim_{t \rightarrow 0} \frac{\sin 3t}{2t}$

74.  $\lim_{x \rightarrow 0} \frac{\sin 2x}{\sin 3x}$  [Hint: Find  $\lim_{x \rightarrow 0} \left( \frac{2 \sin 2x}{2x} \right) \left( \frac{3x}{3 \sin 3x} \right)$ .

 **Graphical, Numerical, and Analytic Analysis** In Exercises 75–82, use a graphing utility to graph the function and estimate the limit. Use a table to reinforce your conclusion. Then find the limit by analytic methods.

75.  $\lim_{x \rightarrow 0} \frac{\sqrt{x+2} - \sqrt{2}}{x}$

76.  $\lim_{x \rightarrow 16} \frac{4 - \sqrt{x}}{x - 16}$

77.  $\lim_{x \rightarrow 0} \frac{[1/(2+x)] - (1/2)}{x}$


78.  $\lim_{x \rightarrow 2} \frac{x^5 - 32}{x - 2}$

79.  $\lim_{t \rightarrow 0} \frac{\sin 3t}{t}$

80.  $\lim_{x \rightarrow 0} \frac{\cos x - 1}{2x^2}$

81.  $\lim_{x \rightarrow 0} \frac{\sin x^2}{x}$

82.  $\lim_{x \rightarrow 0} \frac{\sin x}{\sqrt[3]{x}}$

 **Finding a Limit** In Exercises 83–90, find  $\lim_{\Delta x \rightarrow 0} \frac{f(x+\Delta x) - f(x)}{\Delta x}$ .

83.  $f(x) = 3x - 2$

84.  $f(x) = -6x + 3$

85.  $f(x) = x^2 - 4x$

86.  $f(x) = 3x^2 + 1$

87.  $f(x) = 2\sqrt{x}$

88.  $f(x) = \sqrt{x} - 5$

89.  $f(x) = \frac{1}{x+3}$

90.  $f(x) = \frac{1}{x^2}$


**Using the Squeeze Theorem** In Exercises 91 and 92, use the Squeeze Theorem to find  $\lim_{x \rightarrow c} f(x)$ .

91.  $c = 0$

$4 - x^2 \leq f(x) \leq 4 + x^2$

92.  $c = a$

$b - |x - a| \leq f(x) \leq b + |x - a|$

 **Using the Squeeze Theorem** In Exercises 93–96, use a graphing utility to graph the given function and the equations  $y = |x|$  and  $y = -|x|$  in the same viewing window. Using the graphs to observe the Squeeze Theorem visually, find  $\lim_{x \rightarrow 0} f(x)$ .

93.  $f(x) = |x| \sin x$

94.  $f(x) = |x| \cos x$

95.  $f(x) = x \sin \frac{1}{x}$

96.  $f(x) = x \cos \frac{1}{x}$


**EXPLORING CONCEPTS**

**97. Functions That Agree at All but One Point**

- (a) In the context of finding limits, discuss what is meant by two functions that agree at all but one point.
- (b) Give an example of two functions that agree at all but one point.

**98. Writing Functions** Write a function of each specified type that has a limit of 4 as  $x$  approaches 8.

- (a) linear
- (b) polynomial of degree 2
- (c) rational
- (d) radical
- (e) cosine
- (f) sine

 **99. Writing** Use a graphing utility to graph

$f(x) = x$ ,  $g(x) = \sin x$ , and  $h(x) = \frac{\sin x}{x}$

in the same viewing window. Compare the magnitudes of  $f(x)$  and  $g(x)$  when  $x$  is close to 0. Use the comparison to write a short paragraph explaining why

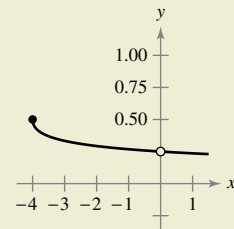
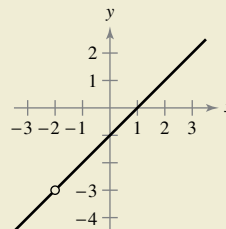
$\lim_{x \rightarrow 0} h(x) = 1$ .



**100. HOW DO YOU SEE IT?** Would you use the dividing out technique or the rationalizing technique to find the limit of the function? Explain your reasoning.

(a)  $\lim_{x \rightarrow -2} \frac{x^2 + x - 2}{x + 2}$

(b)  $\lim_{x \rightarrow 0} \frac{\sqrt{x+4} - 2}{x}$



• • • • • **Free-Falling Object** • • • • •

In Exercises 101 and 102, use the position function  $s(t) = -16t^2 + 500$ , which gives the height (in feet) of an object that has fallen for  $t$  seconds from a height of 500 feet. The velocity at time  $t = a$  seconds is given by

$$\lim_{t \rightarrow a} \frac{s(a) - s(t)}{a - t}$$

101. A construction worker drops a full paint can from a height of 500 feet. How fast will the paint can be falling after 2 seconds?

102. A construction worker drops a full paint can from a height of 500 feet. When will the paint can hit the ground? At what velocity will the paint can impact the ground?



**Free-Falling Object** In Exercises 103 and 104, use the position function  $s(t) = -4.9t^2 + 200$ , which gives the height (in meters) of an object that has fallen for  $t$  seconds from a height of 200 meters. The velocity at time  $t = a$  seconds is given by

$$\lim_{t \rightarrow a} \frac{s(a) - s(t)}{a - t}$$

103. Find the velocity of the object when  $t = 3$ .  
 104. At what velocity will the object impact the ground?

105. **Finding Functions** Find two functions  $f$  and  $g$  such that  $\lim_{x \rightarrow 0} f(x)$  and  $\lim_{x \rightarrow 0} g(x)$  do not exist, but

$$\lim_{x \rightarrow 0} [f(x) + g(x)]$$

does exist.

106. **Proof** Prove that if  $\lim_{x \rightarrow c} f(x)$  exists and  $\lim_{x \rightarrow c} [f(x) + g(x)]$  does not exist, then  $\lim_{x \rightarrow c} g(x)$  does not exist.

107. **Proof** Prove Property 1 of Theorem 1.1.

108. **Proof** Prove Property 3 of Theorem 1.1. (You may use Property 3 of Theorem 1.2.)

109. **Proof** Prove Property 1 of Theorem 1.2.

110. **Proof** Prove that if  $\lim_{x \rightarrow c} f(x) = 0$ , then  $\lim_{x \rightarrow c} |f(x)| = 0$ .

111. **Proof** Prove that if  $\lim_{x \rightarrow c} f(x) = 0$  and  $|g(x)| \leq M$  for a fixed number  $M$  and all  $x \neq c$ , then  $\lim_{x \rightarrow c} [f(x)g(x)] = 0$ .

**112. Proof**

(a) Prove that if  $\lim_{x \rightarrow c} |f(x)| = 0$ , then  $\lim_{x \rightarrow c} f(x) = 0$ .

(Note: This is the converse of Exercise 110.)

(b) Prove that if  $\lim_{x \rightarrow c} f(x) = L$ , then  $\lim_{x \rightarrow c} |f(x)| = |L|$ .

[Hint: Use the inequality  $||f(x)| - |L|| \leq |f(x) - L|$ .]

113. **Think About It** Find a function  $f$  to show that the converse of Exercise 112(b) is not true. [Hint: Find a function  $f$  such that  $\lim_{x \rightarrow c} |f(x)| = |L|$  but  $\lim_{x \rightarrow c} f(x)$  does not exist.]

114. **Think About It** When using a graphing utility to generate a table to approximate

$$\lim_{x \rightarrow 0} \frac{\sin x}{x}$$

a student concluded that the limit was 0.01745 rather than 1. Determine the probable cause of the error.

**True or False?** In Exercises 115–120, determine whether the statement is true or false. If it is false, explain why or give an example that shows it is false.

115.  $\lim_{x \rightarrow 0} \frac{|x|}{x} = 1$                       116.  $\lim_{x \rightarrow \pi} \frac{\sin x}{x} = 1$

117. If  $f(x) = g(x)$  for all real numbers other than  $x = 0$  and  $\lim_{x \rightarrow 0} f(x) = L$ , then  $\lim_{x \rightarrow 0} g(x) = L$ .

118. If  $\lim_{x \rightarrow c} f(x) = L$ , then  $f(c) = L$ .

119.  $\lim_{x \rightarrow 2} f(x) = 3$ , where  $f(x) = \begin{cases} 3, & x \leq 2 \\ 0, & x > 2 \end{cases}$

120. If  $f(x) < g(x)$  for all  $x \neq a$ , then  $\lim_{x \rightarrow a} f(x) < \lim_{x \rightarrow a} g(x)$ .

121. **Proof** Prove the second part of Theorem 1.9.

$$\lim_{x \rightarrow 0} \frac{1 - \cos x}{x} = 0$$

122. **Piecewise Functions** Let

$$f(x) = \begin{cases} 0, & \text{if } x \text{ is rational} \\ 1, & \text{if } x \text{ is irrational} \end{cases}$$

and

$$g(x) = \begin{cases} 0, & \text{if } x \text{ is rational} \\ x, & \text{if } x \text{ is irrational} \end{cases}$$

Find (if possible)  $\lim_{x \rightarrow 0} f(x)$  and  $\lim_{x \rightarrow 0} g(x)$ .

123. **Graphical Reasoning** Consider  $f(x) = \frac{\sec x - 1}{x^2}$ .

- (a) Find the domain of  $f$ .
- (b) Use a graphing utility to graph  $f$ . Is the domain of  $f$  obvious from the graph? If not, explain.
- (c) Use the graph of  $f$  to approximate  $\lim_{x \rightarrow 0} f(x)$ .
- (d) Confirm your answer to part (c) analytically.

**124. Approximation**

- (a) Find  $\lim_{x \rightarrow 0} \frac{1 - \cos x}{x^2}$ .
- (b) Use your answer to part (a) to derive the approximation  $\cos x \approx 1 - \frac{1}{2}x^2$  for  $x$  near 0.
- (c) Use your answer to part (b) to approximate  $\cos(0.1)$ .
- (d) Use a calculator to approximate  $\cos(0.1)$  to four decimal places. Compare the result with part (c).

# 1.4 Continuity and One-Sided Limits

- Determine continuity at a point and continuity on an open interval.
- Determine one-sided limits and continuity on a closed interval.
- Use properties of continuity.
- Understand and use the Intermediate Value Theorem.

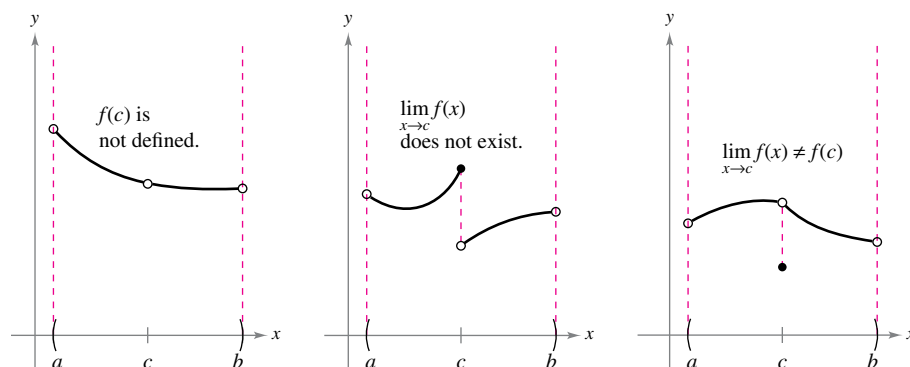
## Continuity at a Point and on an Open Interval

In mathematics, the term *continuous* has much the same meaning as it has in everyday usage. Informally, to say that a function  $f$  is continuous at  $x = c$  means that there is no interruption in the graph of  $f$  at  $c$ . That is, its graph is unbroken at  $c$ , and there are no holes, jumps, or gaps. Figure 1.26 identifies three values of  $x$  at which the graph of  $f$  is *not* continuous. At all other points in the interval  $(a, b)$ , the graph of  $f$  is uninterrupted and **continuous**.

### Exploration

Informally, you might say that a function is *continuous* on an open interval when its graph can be drawn with a pencil without lifting the pencil from the paper. Use a graphing utility to graph each function on the given interval. From the graphs, which functions would you say are continuous on the interval? Do you think you can trust the results you obtained graphically? Explain your reasoning.

Function	Interval
a. $y = x^2 + 1$	$(-3, 3)$
b. $y = \frac{1}{x - 2}$	$(-3, 3)$
c. $y = \frac{\sin x}{x}$	$(-\pi, \pi)$
d. $y = \frac{x^2 - 4}{x + 2}$	$(-3, 3)$



Three conditions exist for which the graph of  $f$  is not continuous at  $x = c$ .

**Figure 1.26**

In Figure 1.26, it appears that continuity at  $x = c$  can be destroyed by any one of three conditions.

1. The function is not defined at  $x = c$ .
2. The limit of  $f(x)$  does not exist at  $x = c$ .
3. The limit of  $f(x)$  exists at  $x = c$ , but it is not equal to  $f(c)$ .

If *none* of the three conditions is true, then the function  $f$  is called **continuous at  $c$** , as indicated in the important definition below.

### Definition of Continuity

#### Continuity at a Point

A function  $f$  is **continuous at  $c$**  when these three conditions are met.

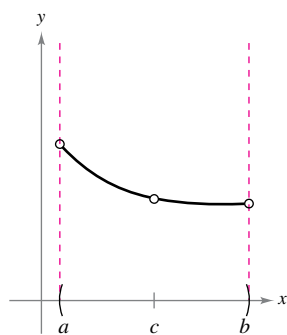
1.  $f(c)$  is defined.
2.  $\lim_{x \rightarrow c} f(x)$  exists.
3.  $\lim_{x \rightarrow c} f(x) = f(c)$

#### Continuity on an Open Interval

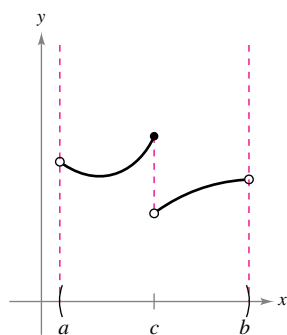
A function is **continuous on an open interval  $(a, b)$**  when the function is continuous at each point in the interval. A function that is continuous on the entire real number line  $(-\infty, \infty)$  is **everywhere continuous**.

### FOR FURTHER INFORMATION

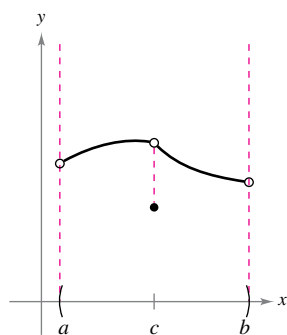
For more information on the concept of continuity, see the article "Leibniz and the Spell of the Continuous" by Hardy Grant in *The College Mathematics Journal*. To view this article, go to [MathArticles.com](http://MathArticles.com).



(a) Removable discontinuity



(b) Nonremovable discontinuity



(c) Removable discontinuity

Figure 1.27

•••••▶  
 •• **REMARK** Some people may refer to the function in Example 1(a) as “discontinuous,” but this terminology can be confusing. Rather than saying that the function is discontinuous, it is more precise to say that the function has a discontinuity at  $x = 0$ .

Consider an open interval  $I$  that contains a real number  $c$ . If a function  $f$  is defined on  $I$  (except possibly at  $c$ ), and  $f$  is not continuous at  $c$ , then  $f$  is said to have a **discontinuity** at  $c$ . Discontinuities fall into two categories: **removable** and **nonremovable**. A discontinuity at  $c$  is called removable when  $f$  can be made continuous by appropriately defining (or redefining)  $f(c)$ . For instance, the functions shown in Figures 1.27(a) and (c) have removable discontinuities at  $c$  and the function shown in Figure 1.27(b) has a nonremovable discontinuity at  $c$ .

**EXAMPLE 1** Continuity of a Function

Discuss the continuity of each function.

- a.  $f(x) = \frac{1}{x}$     b.  $g(x) = \frac{x^2 - 1}{x - 1}$     c.  $h(x) = \begin{cases} x + 1, & x \leq 0 \\ x^2 + 1, & x > 0 \end{cases}$     d.  $y = \sin x$

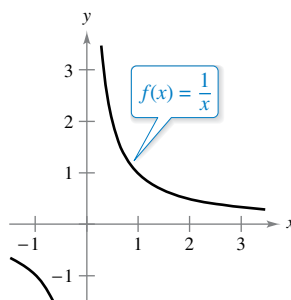
**Solution**

- a. The domain of  $f$  is all nonzero real numbers. From Theorem 1.3, you can conclude that  $f$  is continuous at every  $x$ -value in its domain. At  $x = 0$ ,  $f$  has a nonremovable discontinuity, as shown in Figure 1.28(a). In other words, there is no way to define  $f(0)$  so as to make the function continuous at  $x = 0$ .
- b. The domain of  $g$  is all real numbers except  $x = 1$ . From Theorem 1.3, you can conclude that  $g$  is continuous at every  $x$ -value in its domain. At  $x = 1$ , the function has a removable discontinuity, as shown in Figure 1.28(b). By defining  $g(1)$  as 2, the “redefined” function is continuous for all real numbers.
- c. The domain of  $h$  is all real numbers. The function  $h$  is continuous on  $(-\infty, 0)$  and  $(0, \infty)$ , and because

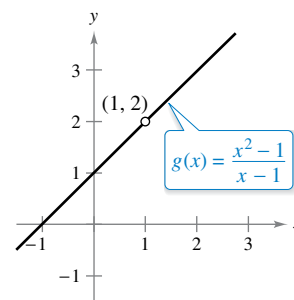
$$\lim_{x \rightarrow 0} h(x) = 1$$

$h$  is continuous on the entire real number line, as shown in Figure 1.28(c).

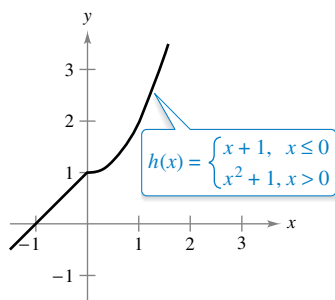
- d. The domain of  $y$  is all real numbers. From Theorem 1.6, you can conclude that the function is continuous on its entire domain,  $(-\infty, \infty)$ , as shown in Figure 1.28(d).



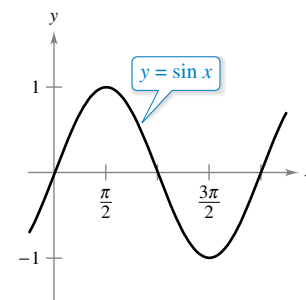
(a) Nonremovable discontinuity at  $x = 0$



(b) Removable discontinuity at  $x = 1$

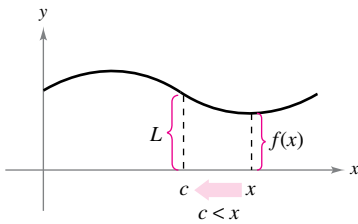


(c) Continuous on entire real number line

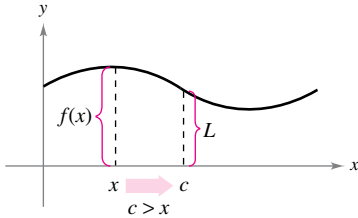


(d) Continuous on entire real number line

Figure 1.28



(a) Limit as  $x$  approaches  $c$  from the right.



(b) Limit as  $x$  approaches  $c$  from the left.

Figure 1.29

### One-Sided Limits and Continuity on a Closed Interval

To understand continuity on a closed interval, you first need to look at a different type of limit called a **one-sided limit**. For instance, the **limit from the right** (or right-hand limit) means that  $x$  approaches  $c$  from values greater than  $c$  [see Figure 1.29(a)]. This limit is denoted as

$$\lim_{x \rightarrow c^+} f(x) = L. \quad \text{Limit from the right}$$

Similarly, the **limit from the left** (or left-hand limit) means that  $x$  approaches  $c$  from values less than  $c$  [see Figure 1.29(b)]. This limit is denoted as

$$\lim_{x \rightarrow c^-} f(x) = L. \quad \text{Limit from the left}$$

One-sided limits are useful in taking limits of functions involving radicals. For instance, if  $n$  is an even integer, then

$$\lim_{x \rightarrow 0^+} \sqrt[n]{x} = 0.$$

#### EXAMPLE 2 A One-Sided Limit

Find the limit of  $f(x) = \sqrt{4 - x^2}$  as  $x$  approaches  $-2$  from the right.

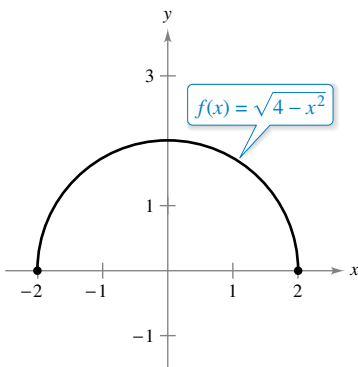
**Solution** As shown in Figure 1.30, the limit as  $x$  approaches  $-2$  from the right is

$$\lim_{x \rightarrow -2^+} \sqrt{4 - x^2} = 0.$$

One-sided limits can be used to investigate the behavior of **step functions**. One common type of step function is the **greatest integer function**  $\llbracket x \rrbracket$ , defined as

$$\llbracket x \rrbracket = \text{greatest integer } n \text{ such that } n \leq x. \quad \text{Greatest integer function}$$

For instance,  $\llbracket 2.5 \rrbracket = 2$  and  $\llbracket -2.5 \rrbracket = -3$ .



The limit of  $f(x)$  as  $x$  approaches  $-2$  from the right is 0.

Figure 1.30

#### EXAMPLE 3 The Greatest Integer Function

Find the limit of the greatest integer function  $f(x) = \llbracket x \rrbracket$  as  $x$  approaches 0 from the left and from the right.

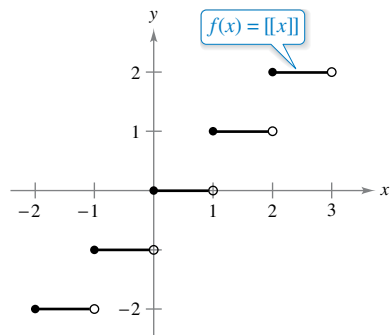
**Solution** As shown in Figure 1.31, the limit as  $x$  approaches 0 from the left is

$$\lim_{x \rightarrow 0^-} \llbracket x \rrbracket = -1$$

and the limit as  $x$  approaches 0 from the right is

$$\lim_{x \rightarrow 0^+} \llbracket x \rrbracket = 0.$$

So,  $f$  has a discontinuity at zero because the left- and right-hand limits at zero are different. By similar reasoning, you can see that the greatest integer function has a discontinuity at any integer  $n$ .



Greatest integer function

Figure 1.31

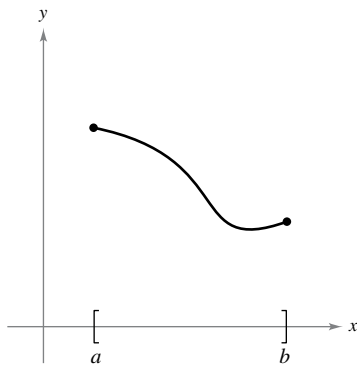
When the limit from the left is not equal to the limit from the right, the (two-sided) limit *does not exist*. The next theorem makes this more explicit. The proof of this theorem follows directly from the definition of a one-sided limit.

**THEOREM 1.10 The Existence of a Limit**

Let  $f$  be a function, and let  $c$  and  $L$  be real numbers. The limit of  $f(x)$  as  $x$  approaches  $c$  is  $L$  if and only if

$$\lim_{x \rightarrow c^-} f(x) = L \quad \text{and} \quad \lim_{x \rightarrow c^+} f(x) = L.$$

The concept of a one-sided limit allows you to extend the definition of continuity to closed intervals. Basically, a function is continuous on a closed interval when it is continuous in the interior of the interval and exhibits one-sided continuity at the endpoints. This is stated formally in the next definition.



Continuous function on a closed interval  
**Figure 1.32**

**Definition of Continuity on a Closed Interval**

A function  $f$  is **continuous on the closed interval**  $[a, b]$  when  $f$  is continuous on the open interval  $(a, b)$  and

$$\lim_{x \rightarrow a^+} f(x) = f(a)$$

and

$$\lim_{x \rightarrow b^-} f(x) = f(b).$$

The function  $f$  is **continuous from the right** at  $a$  and **continuous from the left** at  $b$  (see Figure 1.32).

Similar definitions can be made to cover continuity on intervals of the form  $(a, b]$  and  $[a, b)$  that are neither open nor closed, or on infinite intervals. For example,

$$f(x) = \sqrt{x}$$

is continuous on the infinite interval  $[0, \infty)$ , and the function

$$g(x) = \sqrt{2 - x}$$

is continuous on the infinite interval  $(-\infty, 2]$ .

**EXAMPLE 4 Continuity on a Closed Interval**

Discuss the continuity of

$$f(x) = \sqrt{1 - x^2}.$$

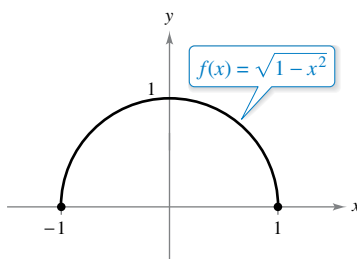
**Solution** The domain of  $f$  is the closed interval  $[-1, 1]$ . At all points in the open interval  $(-1, 1)$ , the continuity of  $f$  follows from Theorems 1.4 and 1.5. Moreover, because

$$\lim_{x \rightarrow -1^+} \sqrt{1 - x^2} = 0 = f(-1) \quad \text{Continuous from the right}$$

and

$$\lim_{x \rightarrow 1^-} \sqrt{1 - x^2} = 0 = f(1) \quad \text{Continuous from the left}$$

you can conclude that  $f$  is continuous on the closed interval  $[-1, 1]$ , as shown in Figure 1.33.



$f$  is continuous on  $[-1, 1]$ .  
**Figure 1.33**

The next example shows how a one-sided limit can be used to determine the value of absolute zero on the Kelvin scale.

**EXAMPLE 5** Charles's Law and Absolute Zero

**REMARK** Charles's Law for gases (assuming constant pressure) can be stated as

$$V = kT$$

where  $V$  is volume,  $k$  is a constant, and  $T$  is temperature.

On the Kelvin scale, *absolute zero* is the temperature 0 K. Although temperatures very close to 0 K have been produced in laboratories, absolute zero has never been attained. In fact, evidence suggests that absolute zero *cannot* be attained. How did scientists determine that 0 K is the “lower limit” of the temperature of matter? What is absolute zero on the Celsius scale?

**Solution** The determination of absolute zero stems from the work of the French physicist Jacques Charles (1746–1823). Charles discovered that the volume of gas at a constant pressure increases linearly with the temperature of the gas. The table illustrates this relationship between volume and temperature. To generate the values in the table, one mole of hydrogen is held at a constant pressure of one atmosphere. The volume  $V$  is approximated and is measured in liters, and the temperature  $T$  is measured in degrees Celsius.

$T$	-40	-20	0	20	40	60	80
$V$	19.1482	20.7908	22.4334	24.0760	25.7186	27.3612	29.0038

The points represented by the table are shown in the figure at the right. Moreover, by using the points in the table, you can determine that  $T$  and  $V$  are related by the linear equation

$$V = 0.08213T + 22.4334.$$

Solving for  $T$ , you get an equation for the temperature of the gas.

$$T = \frac{V - 22.4334}{0.08213}$$

By reasoning that the volume of the gas can approach 0 (but can never equal or go below 0), you can determine that the “least possible temperature” is

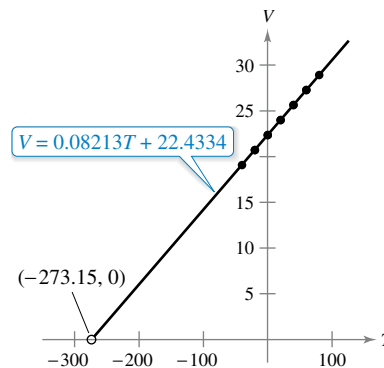
$$\begin{aligned} \lim_{V \rightarrow 0^+} T &= \lim_{V \rightarrow 0^+} \frac{V - 22.4334}{0.08213} \\ &= \frac{0 - 22.4334}{0.08213} \\ &\approx -273.15. \end{aligned}$$

Use direct substitution.

So, absolute zero on the Kelvin scale (0 K) is approximately  $-273.15^\circ$  on the Celsius scale.

The table below shows the temperatures in Example 5 converted to the Fahrenheit scale. Try repeating the solution shown in Example 5 using these temperatures and volumes. Use the result to find the value of absolute zero on the Fahrenheit scale.

$T$	-40	-4	32	68	104	140	176
$V$	19.1482	20.7908	22.4334	24.0760	25.7186	27.3612	29.0038



The volume of hydrogen gas depends on its temperature.



Liquid helium is used to cool superconducting magnets, such as those used in magnetic resonance imaging (MRI) machines or in the Large Hadron Collider (see above). The magnets are made with materials that only superconduct at temperatures a few degrees above absolute zero. These temperatures are possible with liquid helium because helium becomes a liquid at  $-269^\circ\text{C}$ , or 4.15 K.

FABRICE COFFRINI/AFP/Getty Images





**AUGUSTIN-LOUIS CAUCHY**  
(1789–1857)

The concept of a continuous function was first introduced by Augustin-Louis Cauchy in 1821. The definition given in his text *Cours d'Analyse* stated that indefinite small changes in  $y$  were the result of indefinite small changes in  $x$ . "... $f(x)$  will be called a *continuous* function if ... the numerical values of the difference  $f(x + \alpha) - f(x)$  decrease indefinitely with those of  $\alpha$ ...."

See [LarsonCalculus.com](http://LarsonCalculus.com) to read more of this biography.

## Properties of Continuity

In Section 1.3, you studied several properties of limits. Each of those properties yields a corresponding property pertaining to the continuity of a function. For instance, Theorem 1.11 follows directly from Theorem 1.2.

### THEOREM 1.11 Properties of Continuity

If  $b$  is a real number and  $f$  and  $g$  are continuous at  $x = c$ , then the functions listed below are also continuous at  $c$ .

1. Scalar multiple:  $bf$
2. Sum or difference:  $f \pm g$
3. Product:  $fg$
4. Quotient:  $\frac{f}{g}$ ,  $g(c) \neq 0$



A proof of this theorem is given in Appendix A.

It is important for you to be able to recognize functions that are continuous at every point in their domains. The list below summarizes the functions you have studied so far that are continuous at every point in their domains.

1. Polynomial:  $p(x) = a_n x^n + a_{n-1} x^{n-1} + \dots + a_1 x + a_0$
2. Rational:  $r(x) = \frac{p(x)}{q(x)}$ ,  $q(x) \neq 0$
3. Radical:  $f(x) = \sqrt[n]{x}$
4. Trigonometric:  $\sin x$ ,  $\cos x$ ,  $\tan x$ ,  $\cot x$ ,  $\sec x$ ,  $\csc x$

By combining Theorem 1.11 with this list, you can conclude that a wide variety of elementary functions are continuous at every point in their domains.

### EXAMPLE 6 Applying Properties of Continuity

••••▶ See [LarsonCalculus.com](http://LarsonCalculus.com) for an interactive version of this type of example.

By Theorem 1.11, it follows that each of the functions below is continuous at every point in its domain.

$$f(x) = x + \sin x, \quad f(x) = 3 \tan x, \quad f(x) = \frac{x^2 + 1}{\cos x}$$

The next theorem, which is a consequence of Theorem 1.5, allows you to determine the continuity of *composite* functions such as

$$f(x) = \sin 3x, \quad f(x) = \sqrt{x^2 + 1}, \quad \text{and} \quad f(x) = \tan \frac{1}{x}.$$



**REMARK** One consequence of Theorem 1.12 is that when  $f$  and  $g$  satisfy the given conditions, you can determine the limit of  $f(g(x))$  as  $x$  approaches  $c$  to be

$$\lim_{x \rightarrow c} f(g(x)) = f(g(c)).$$

### THEOREM 1.12 Continuity of a Composite Function

If  $g$  is continuous at  $c$  and  $f$  is continuous at  $g(c)$ , then the composite function given by  $(f \circ g)(x) = f(g(x))$  is continuous at  $c$ .



**Proof** By the definition of continuity,  $\lim_{x \rightarrow c} g(x) = g(c)$  and  $\lim_{x \rightarrow g(c)} f(x) = f(g(c))$ .

Apply Theorem 1.5 with  $L = g(c)$  to obtain  $\lim_{x \rightarrow c} f(g(x)) = f\left(\lim_{x \rightarrow c} g(x)\right) = f(g(c))$ . So,  $(f \circ g)(x) = f(g(x))$  is continuous at  $c$ .

**EXAMPLE 7** Testing for Continuity

Describe the interval(s) on which each function is continuous.

a.  $f(x) = \tan x$     b.  $g(x) = \begin{cases} \sin \frac{1}{x}, & x \neq 0 \\ 0, & x = 0 \end{cases}$     c.  $h(x) = \begin{cases} x \sin \frac{1}{x}, & x \neq 0 \\ 0, & x = 0 \end{cases}$

**Solution**

a. The tangent function  $f(x) = \tan x$  is undefined at

$$x = \frac{\pi}{2} + n\pi, \quad n \text{ is an integer.}$$

At all other points,  $f$  is continuous. So,  $f(x) = \tan x$  is continuous on the open intervals

$$\dots, \left(-\frac{3\pi}{2}, -\frac{\pi}{2}\right), \left(-\frac{\pi}{2}, \frac{\pi}{2}\right), \left(\frac{\pi}{2}, \frac{3\pi}{2}\right), \dots$$

as shown in Figure 1.34(a).

b. Because  $y = 1/x$  is continuous except at  $x = 0$  and the sine function is continuous for all real values of  $x$ , it follows from Theorem 1.12 that

$$y = \sin \frac{1}{x}$$

is continuous at all real values except  $x = 0$ . At  $x = 0$ , the limit of  $g(x)$  does not exist (see Example 5, Section 1.2). So,  $g$  is continuous on the intervals  $(-\infty, 0)$  and  $(0, \infty)$ , as shown in Figure 1.34(b).

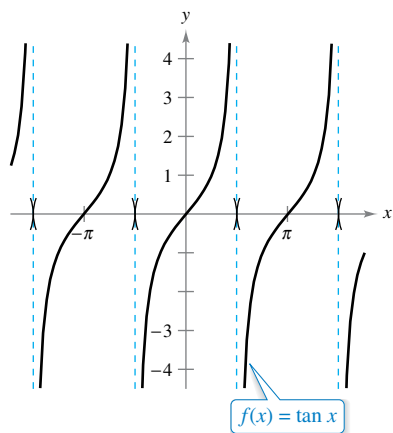
c. This function is similar to the function in part (b) except that the oscillations are damped by the factor  $x$ . Using the Squeeze Theorem, you obtain

$$-|x| \leq x \sin \frac{1}{x} \leq |x|, \quad x \neq 0$$

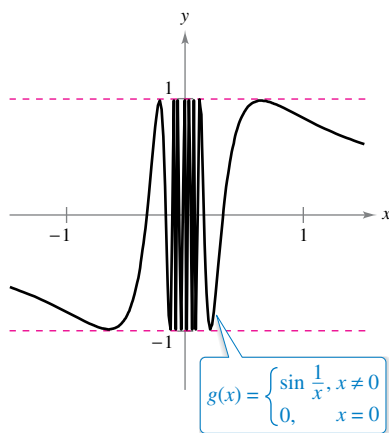
and you can conclude that

$$\lim_{x \rightarrow 0} h(x) = 0.$$

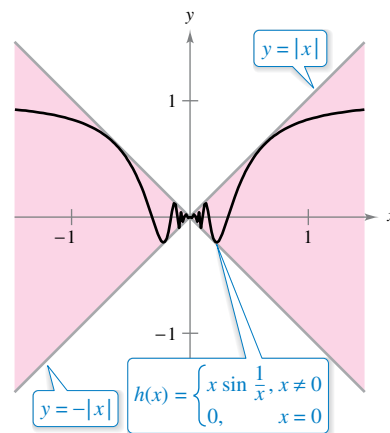
So,  $h$  is continuous on the entire real number line, as shown in Figure 1.34(c).



(a)  $f$  is continuous on each open interval in its domain.



(b)  $g$  is continuous on  $(-\infty, 0)$  and  $(0, \infty)$ .



(c)  $h$  is continuous on the entire real number line.

**Figure 1.34**

## The Intermediate Value Theorem

Theorem 1.13 is an important theorem concerning the behavior of functions that are continuous on a closed interval.

### THEOREM 1.13 Intermediate Value Theorem

If  $f$  is continuous on the closed interval  $[a, b]$ ,  $f(a) \neq f(b)$ , and  $k$  is any number between  $f(a)$  and  $f(b)$ , then there is at least one number  $c$  in  $[a, b]$  such that

$$f(c) = k.$$

**REMARK** The Intermediate Value Theorem tells you that at least one number  $c$  exists, but it does not provide a method for finding  $c$ . Such theorems are called **existence theorems**. By referring to a text on advanced calculus, you will find that a proof of this theorem is based on a property of real numbers called *completeness*. The Intermediate Value Theorem states that for a continuous function  $f$ , if  $x$  takes on all values between  $a$  and  $b$ , then  $f(x)$  must take on all values between  $f(a)$  and  $f(b)$ .

As an example of the application of the Intermediate Value Theorem, consider a person's height. A girl is 5 feet tall on her thirteenth birthday and 5 feet 2 inches tall on her fourteenth birthday. Then, for any height  $h$  between 5 feet and 5 feet 2 inches, there must have been a time  $t$  when her height was exactly  $h$ . This seems reasonable because human growth is continuous and a person's height does not abruptly change from one value to another.

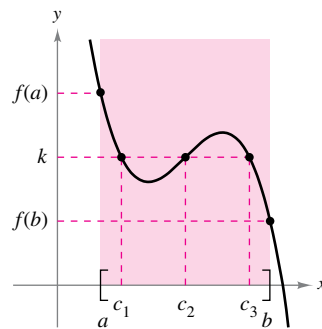
The Intermediate Value Theorem guarantees the existence of *at least one* number  $c$  in the closed interval  $[a, b]$ . There may, of course, be more than one number  $c$  such that

$$f(c) = k$$

as shown in Figure 1.35. A function that is not continuous does not necessarily exhibit the intermediate value property. For example, the graph of the function shown in Figure 1.36 jumps over the horizontal line

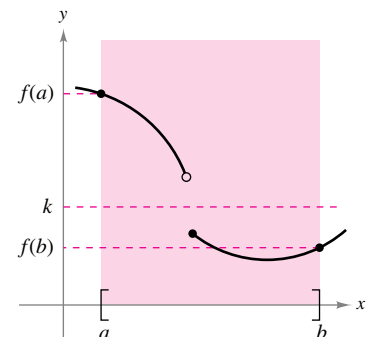
$$y = k$$

and for this function there is no value of  $c$  in  $[a, b]$  such that  $f(c) = k$ .



$f$  is continuous on  $[a, b]$ .  
[There exist three  $c$ 's such that  $f(c) = k$ .]

**Figure 1.35**



$f$  is not continuous on  $[a, b]$ .  
[There are no  $c$ 's such that  $f(c) = k$ .]

**Figure 1.36**

The Intermediate Value Theorem often can be used to locate the zeros of a function that is continuous on a closed interval. Specifically, if  $f$  is continuous on  $[a, b]$  and  $f(a)$  and  $f(b)$  differ in sign, then the Intermediate Value Theorem guarantees the existence of at least one zero of  $f$  in the closed interval  $[a, b]$ .

**EXAMPLE 8** An Application of the Intermediate Value Theorem

Use the Intermediate Value Theorem to show that the polynomial function

$$f(x) = x^3 + 2x - 1$$

has a zero in the interval  $[0, 1]$ .

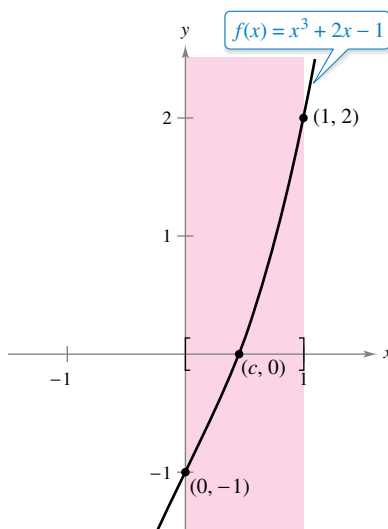
**Solution** Note that  $f$  is continuous on the closed interval  $[0, 1]$ . Because

$$f(0) = 0^3 + 2(0) - 1 = -1 \quad \text{and} \quad f(1) = 1^3 + 2(1) - 1 = 2$$

it follows that  $f(0) < 0$  and  $f(1) > 0$ . You can therefore apply the Intermediate Value Theorem to conclude that there must be some  $c$  in  $[0, 1]$  such that

$$f(c) = 0 \quad f \text{ has a zero in the closed interval } [0, 1].$$

as shown in Figure 1.37.

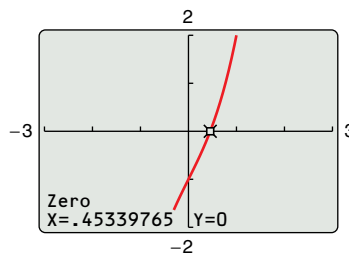


$f$  is continuous on  $[0, 1]$  with  $f(0) < 0$  and  $f(1) > 0$ .

**Figure 1.37**

The **bisection method** for approximating the real zeros of a continuous function is similar to the method used in Example 8. If you know that a zero exists in the closed interval  $[a, b]$ , then the zero must lie in the interval  $[a, (a + b)/2]$  or  $[(a + b)/2, b]$ . From the sign of  $f([(a + b)/2])$ , you can determine which interval contains the zero. By repeatedly bisecting the interval, you can “close in” on the zero of the function.

► **TECHNOLOGY** You can use the *root* or *zero* feature of a graphing utility to approximate the real zeros of a continuous function. Using this feature, the zero of the function in Example 8,  $f(x) = x^3 + 2x - 1$ , is approximately 0.453, as shown in the figure.



Zero of  $f(x) = x^3 + 2x - 1$

# 1.4 Exercises

See [CalcChat.com](http://CalcChat.com) for tutorial help and worked-out solutions to odd-numbered exercises.

### CONCEPT CHECK

**1. Continuity** In your own words, describe what it means for a function to be continuous at a point.

**2. One-Sided Limits** What is the value of  $c$ ?

$$\lim_{x \rightarrow c^+} 2\sqrt{x+1} = 0$$

**3. Existence of a Limit** Determine whether  $\lim_{x \rightarrow 3^-} f(x)$  exists. Explain.

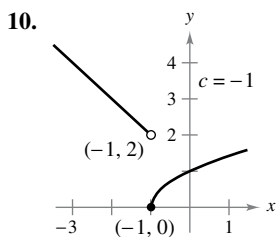
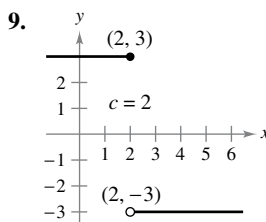
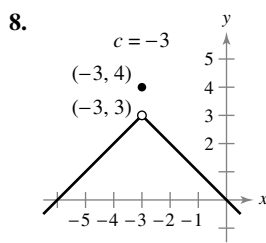
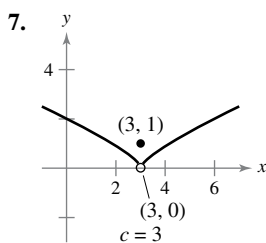
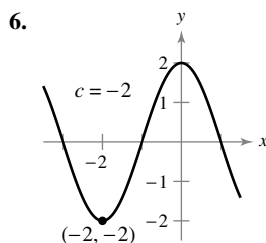
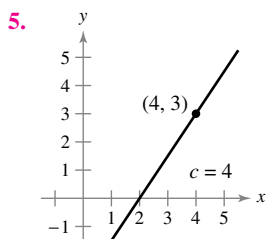
$$\lim_{x \rightarrow 3^-} f(x) = 1 \quad \text{and} \quad \lim_{x \rightarrow 3^+} f(x) = 1$$

**4. Intermediate Value Theorem** In your own words, explain the Intermediate Value Theorem.



**Limits and Continuity** In Exercises 5–10, use the graph to determine each limit, and discuss the continuity of the function.

- (a)  $\lim_{x \rightarrow c^+} f(x)$     (b)  $\lim_{x \rightarrow c^-} f(x)$     (c)  $\lim_{x \rightarrow c} f(x)$



**Finding a Limit** In Exercises 11–30, find the limit (if it exists). If it does not exist, explain why.

11.  $\lim_{x \rightarrow 8^+} \frac{1}{x+8}$

12.  $\lim_{x \rightarrow 3^+} \frac{2}{x+3}$

13.  $\lim_{x \rightarrow 5^+} \frac{x-5}{x^2-25}$

14.  $\lim_{x \rightarrow 4^+} \frac{4-x}{x^2-16}$

15.  $\lim_{x \rightarrow -3^-} \frac{x}{\sqrt{x^2-9}}$

16.  $\lim_{x \rightarrow 4^-} \frac{\sqrt{x}-2}{x-4}$

17.  $\lim_{x \rightarrow 0^-} \frac{|x|}{x}$

18.  $\lim_{x \rightarrow 10^+} \frac{|x-10|}{x-10}$

19.  $\lim_{\Delta x \rightarrow 0^-} \frac{\frac{1}{x+\Delta x} - \frac{1}{x}}{\Delta x}$

20.  $\lim_{\Delta x \rightarrow 0^+} \frac{(x+\Delta x)^2 + x + \Delta x - (x^2 + x)}{\Delta x}$

21.  $\lim_{x \rightarrow 3^-} f(x)$ , where  $f(x) = \begin{cases} \frac{x+2}{2}, & x < 3 \\ \frac{12-2x}{3}, & x > 3 \end{cases}$

22.  $\lim_{x \rightarrow 3^-} f(x)$ , where  $f(x) = \begin{cases} x^2 - 4x + 6, & x < 3 \\ -x^2 + 4x - 2, & x \geq 3 \end{cases}$

23.  $\lim_{x \rightarrow 1^-} f(x)$ , where  $f(x) = \begin{cases} x^3 + 1, & x < 1 \\ x + 1, & x \geq 1 \end{cases}$

24.  $\lim_{x \rightarrow 1^+} f(x)$ , where  $f(x) = \begin{cases} x, & x \leq 1 \\ 1-x, & x > 1 \end{cases}$

25.  $\lim_{x \rightarrow \pi} \cot x$

26.  $\lim_{x \rightarrow \pi/2} \sec x$

27.  $\lim_{x \rightarrow 4^-} (5\lfloor x \rfloor - 7)$

28.  $\lim_{x \rightarrow 2^+} (2x - \lfloor x \rfloor)$

29.  $\lim_{x \rightarrow -1} \left( \left\lfloor \frac{x}{3} \right\rfloor + 3 \right)$

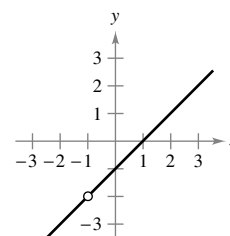
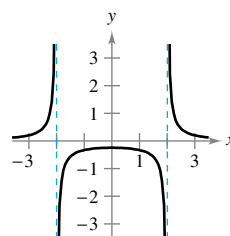
30.  $\lim_{x \rightarrow 1} \left( 1 - \left\lfloor \frac{x}{2} \right\rfloor \right)$



**Continuity of a Function** In Exercises 31–34, discuss the continuity of the function.

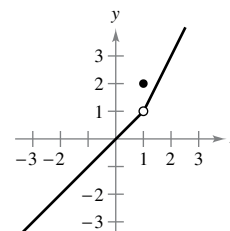
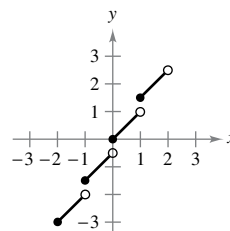
31.  $f(x) = \frac{1}{x^2-4}$

32.  $f(x) = \frac{x^2-1}{x+1}$



33.  $f(x) = \frac{1}{2}\lfloor x \rfloor + x$

34.  $f(x) = \begin{cases} x, & x < 1 \\ 2, & x = 1 \\ 2x-1, & x > 1 \end{cases}$





**Continuity on a Closed Interval** In Exercises 35–38, discuss the continuity of the function on the closed interval.

- | Function  | Interval  |
|---|-----------|
| 35. $g(x) = \sqrt{49 - x^2}$  | $[-7, 7]$ |
| 36. $f(t) = 3 - \sqrt{9 - t^2}$   | $[-3, 3]$ |
| 37. $f(x) = \begin{cases} 3 - x, & x \leq 0 \\ 3 + \frac{1}{2}x, & x > 0 \end{cases}$ | $[-1, 4]$ |
| 38. $g(x) = \frac{1}{x^2 - 4}$  | $[-1, 2]$ |



**Removable and Nonremovable Discontinuities** In Exercises 39–58, find the  $x$ -values (if any) at which  $f$  is not continuous. Which of the discontinuities are removable?

- |   |  |
|---|--|
| 39. $f(x) = \frac{6}{x}$  | 40. $f(x) = \frac{4}{x - 6}$             |
| 41. $f(x) = \frac{1}{4 - x^2}$  | 42. $f(x) = \frac{1}{x^2 + 1}$           |
| 43. $f(x) = 3x - \cos x$  | 44. $f(x) = \sin x - 8x$                 |
| 45. $f(x) = \frac{x}{x^2 - x}$  | 46. $f(x) = \frac{x}{x^2 - 4}$           |
| 47. $f(x) = \frac{x + 2}{x^2 - 3x - 10}$  | 48. $f(x) = \frac{x + 2}{x^2 - x - 6}$   |
| 49. $f(x) = \frac{ x + 7 }{x + 7}$  | 50. $f(x) = \frac{2 x - 3 }{x - 3}$      |
| 51. $f(x) = \begin{cases} \frac{1}{2}x + 1, & x \leq 2 \\ 3 - x, & x > 2 \end{cases}$             |  |
| 52. $f(x) = \begin{cases} -2x, & x \leq 2 \\ x^2 - 4x + 1, & x > 2 \end{cases}$                   |  |
| 53. $f(x) = \begin{cases} \tan \frac{\pi x}{4}, &  x  < 1 \\ x, &  x  \geq 1 \end{cases}$         |  |
| 54. $f(x) = \begin{cases} \csc \frac{\pi x}{6}, &  x - 3  \leq 2 \\ 2, &  x - 3  > 2 \end{cases}$ |  |
| 55. $f(x) = \csc 2x$  | 56. $f(x) = \tan \frac{\pi x}{2}$        |
| 57. $f(x) = \llbracket x - 8 \rrbracket$  | 58. $f(x) = 5 - \llbracket x \rrbracket$ |



**Making a Function Continuous** In Exercises 59–64, find the constant  $a$ , or the constants  $a$  and  $b$ , such that the function is continuous on the entire real number line.

- |   |  |
|---|--|
| 59. $f(x) = \begin{cases} 3x^2, & x \geq 1 \\ ax - 4, & x < 1 \end{cases}$                      | 60. $f(x) = \begin{cases} 3x^3, & x \leq 1 \\ ax + 5, & x > 1 \end{cases}$               |
| 61. $f(x) = \begin{cases} x^3, & x \leq 2 \\ ax^2, & x > 2 \end{cases}$                         | 62. $g(x) = \begin{cases} \frac{4 \sin x}{x}, & x < 0 \\ a - 2x, & x \geq 0 \end{cases}$ |
| 63. $f(x) = \begin{cases} 2, & x \leq -1 \\ ax + b, & -1 < x < 3 \\ -2, & x \geq 3 \end{cases}$ |  |

$$64. g(x) = \begin{cases} \frac{x^2 - a^2}{x - a}, & x \neq a \\ 8, & x = a \end{cases}$$



**Continuity of a Composite Function** In Exercises 65–70, discuss the continuity of the composite function  $h(x) = f(g(x))$ .

- |  |   |
|--|---|
| 65. $f(x) = x^2$<br>$g(x) = x - 1$               | 66. $f(x) = 5x + 1$<br>$g(x) = x^3$               |
| 67. $f(x) = \frac{1}{x - 6}$<br>$g(x) = x^2 + 5$ | 68. $f(x) = \frac{1}{\sqrt{x}}$<br>$g(x) = x - 1$ |
| 69. $f(x) = \tan x$<br>$g(x) = \frac{x}{2}$      | 70. $f(x) = \sin x$<br>$g(x) = x^2$               |



**Finding Discontinuities Using Technology** In Exercises 71–74, use a graphing utility to graph the function. Use the graph to determine any  $x$ -values at which the function is not continuous.

- |  |                                      |
|--|--------------------------------------|
| 71. $f(x) = \llbracket x \rrbracket - x$   | 72. $h(x) = \frac{1}{x^2 + 2x - 15}$ |
| 73. $g(x) = \begin{cases} x^2 - 3x, & x > 4 \\ 2x - 5, & x \leq 4 \end{cases}$         |                                      |
| 74. $f(x) = \begin{cases} \frac{\cos x - 1}{x}, & x < 0 \\ 5x, & x \geq 0 \end{cases}$ |                                      |

**Testing for Continuity** In Exercises 75–82, describe the interval(s) on which the function is continuous.


- |  |   |
|--|---|
| 75. $f(x) = \frac{x}{x^2 + x + 2}$   | 76. $f(x) = \frac{x + 1}{\sqrt{x}}$                                     |
| 77. $f(x) = 3 - \sqrt{x}$  | 78. $f(x) = x\sqrt{x + 3}$  |
| 79. $f(x) = \sec \frac{\pi x}{4}$  | 80. $f(x) = \cos \frac{1}{x}$   |
| 81. $f(x) = \begin{cases} \frac{x^2 - 1}{x - 1}, & x \neq 1 \\ 2, & x = 1 \end{cases}$ | 82. $f(x) = \begin{cases} 2x - 4, & x \neq 3 \\ 1, & x = 3 \end{cases}$ |

**Existence of a Zero** In Exercises 83–86, explain why the function has at least one zero in the given interval.

- | Function  | Interval   |
|---|------------|
| 83. $f(x) = \frac{1}{12}x^4 - x^3 + 4$            | $[1, 2]$   |
| 84. $f(x) = x^3 + 5x - 3$                         | $[0, 1]$   |
| 85. $f(x) = x^2 - 2 - \cos x$                     | $[0, \pi]$ |
| 86. $f(x) = -\frac{5}{x} + \tan \frac{\pi x}{10}$ | $[1, 4]$   |

**Existence of Multiple Zeros** In Exercises 87 and 88, explain why the function has at least two zeros in the interval  $[1, 5]$ .

- |                            |                       |
|----------------------------|-----------------------|
| 87. $f(x) = (x - 3)^2 - 2$ | 88. $f(x) = 2 \cos x$ |
|----------------------------|-----------------------|

 **Using the Intermediate Value Theorem** In Exercises 89–94, use the Intermediate Value Theorem and a graphing utility to approximate the zero of the function in the interval  $[0, 1]$ . Repeatedly “zoom in” on the graph of the function to approximate the zero accurate to two decimal places. Use the zero or root feature of the graphing utility to approximate the zero accurate to four decimal places.

- 89.  $f(x) = x^3 + x - 1$
- 90.  $f(x) = x^4 - x^2 + 3x - 1$
- 91.  $f(x) = \sqrt{x^2 + 17x + 19} - 6$
- 92.  $f(x) = \sqrt{x^4 + 39x + 13} - 4$
- 93.  $g(t) = 2 \cos t - 3t$
- 94.  $h(\theta) = \tan \theta + 3\theta - 4$



**Using the Intermediate Value Theorem** In Exercises 95–100, verify that the Intermediate Value Theorem applies to the indicated interval and find the value of  $c$  guaranteed by the theorem.

- 95.  $f(x) = x^2 + x - 1$ ,  $[0, 5]$ ,  $f(c) = 11$
- 96.  $f(x) = x^2 - 6x + 8$ ,  $[0, 3]$ ,  $f(c) = 0$
- 97.  $f(x) = \sqrt{x + 7} - 2$ ,  $[0, 5]$ ,  $f(c) = 1$
- 98.  $f(x) = \sqrt[3]{x} + 8$ ,  $[-9, -6]$ ,  $f(c) = 6$
- 99.  $f(x) = \frac{x - x^3}{x - 4}$ ,  $[1, 3]$ ,  $f(c) = 3$
- 100.  $f(x) = \frac{x^2 + x}{x - 1}$ ,  $[\frac{5}{2}, 4]$ ,  $f(c) = 6$

**EXPLORING CONCEPTS**

- 101. **Writing a Function** Write a function that is continuous on  $(a, b)$  but not continuous on  $[a, b]$ .
- 102. **Sketching a Graph** Sketch the graph of any function  $f$  such that
 
$$\lim_{x \rightarrow 3^+} f(x) = 1 \quad \text{and} \quad \lim_{x \rightarrow 3^-} f(x) = 0.$$
 Is the function continuous at  $x = 3$ ? Explain.
- 103. **Continuity of Combinations of Functions** If the functions  $f$  and  $g$  are continuous for all real  $x$ , is  $f + g$  always continuous for all real  $x$ ? Is  $f/g$  always continuous for all real  $x$ ? If either is not continuous, give an example to verify your conclusion.
- 104. **Removable and Nonremovable Discontinuities** Describe the difference between a discontinuity that is removable and a discontinuity that is nonremovable. Then give an example of a function that satisfies each description.
  - (a) A function with a nonremovable discontinuity at  $x = 4$
  - (b) A function with a removable discontinuity at  $x = -4$
  - (c) A function that has both of the characteristics described in parts (a) and (b)

**True or False?** In Exercises 105–110, determine whether the statement is true or false. If it is false, explain why or give an example that shows it is false.

- 105. If  $\lim_{x \rightarrow c} f(x) = L$  and  $f(c) = L$ , then  $f$  is continuous at  $c$ .
- 106. If  $f(x) = g(x)$  for  $x \neq c$  and  $f(c) \neq g(c)$ , then either  $f$  or  $g$  is not continuous at  $c$ .
- 107. The Intermediate Value Theorem guarantees that  $f(a)$  and  $f(b)$  differ in sign when a continuous function  $f$  has at least one zero on  $[a, b]$ .
- 108. The limit of the greatest integer function as  $x$  approaches 0 from the left is  $-1$ .
- 109. A rational function can have infinitely many  $x$ -values at which it is not continuous.
- 110. The function  $f(x) = \frac{|x - 1|}{x - 1}$  is continuous on  $(-\infty, \infty)$ .

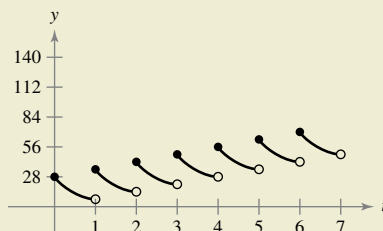
111. **Think About It** Describe how the functions

$$f(x) = 3 + \llbracket x \rrbracket \quad \text{and} \quad g(x) = 3 - \llbracket -x \rrbracket$$

differ.



**112. HOW DO YOU SEE IT?** Every day you dissolve 28 ounces of chlorine in a swimming pool. The graph shows the amount of chlorine  $f(t)$  in the pool after  $t$  days. Estimate and interpret  $\lim_{t \rightarrow 4^-} f(t)$  and  $\lim_{t \rightarrow 4^+} f(t)$ .




- 113. **Data Plan** A cell phone service charges \$10 for the first gigabyte (GB) of data used per month and \$7.50 for each additional gigabyte or fraction thereof. The cost of the data plan is given by
 
$$C(t) = 10 - 7.5 \llbracket 1 - t \rrbracket, \quad t > 0$$
 where  $t$  is the amount of data used (in GB). Sketch the graph of this function and discuss its continuity.
- 114. **Inventory Management** The number of units in inventory in a small company is given by

$$N(t) = 25 \left( 2 \left\lfloor \frac{t + 2}{2} \right\rfloor - t \right)$$

where  $t$  is the time in months. Sketch the graph of this function and discuss its continuity. How often must this company replenish its inventory?

**115. Déjà Vu** At 8:00 A.M. on Saturday, a man begins running up the side of a mountain to his weekend campsite (see figure). On Sunday morning at 8:00 A.M., he runs back down the mountain. It takes him 20 minutes to run up but only 10 minutes to run down. At some point on the way down, he realizes that he passed the same place at exactly the same time on Saturday. Prove that he is correct. [Hint: Let  $s(t)$  and  $r(t)$  be the position functions for the runs up and down, and apply the Intermediate Value Theorem to the function  $f(t) = s(t) - r(t)$ .]



**116. Volume** Use the Intermediate Value Theorem to show that for all spheres with radii in the interval  $[5, 8]$ , there is one with a volume of 1500 cubic centimeters.

**117. Proof** Prove that if  $f$  is continuous and has no zeros on  $[a, b]$ , then either

$$f(x) > 0 \text{ for all } x \text{ in } [a, b] \text{ or } f(x) < 0 \text{ for all } x \text{ in } [a, b].$$

**118. Dirichlet Function** Show that the Dirichlet function

$$f(x) = \begin{cases} 0, & \text{if } x \text{ is rational} \\ 1, & \text{if } x \text{ is irrational} \end{cases}$$

is not continuous at any real number.

**119. Continuity of a Function** Show that the function

$$f(x) = \begin{cases} 0, & \text{if } x \text{ is rational} \\ kx, & \text{if } x \text{ is irrational} \end{cases}$$

is continuous only at  $x = 0$ . (Assume that  $k$  is any nonzero real number.)

**120. Signum Function** The **signum function** is defined by

$$\operatorname{sgn}(x) = \begin{cases} -1, & x < 0 \\ 0, & x = 0. \\ 1, & x > 0 \end{cases}$$

Sketch a graph of  $\operatorname{sgn}(x)$  and find the following (if possible).

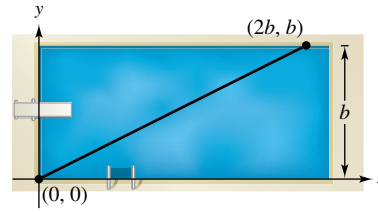
(a)  $\lim_{x \rightarrow 0^-} \operatorname{sgn}(x)$     (b)  $\lim_{x \rightarrow 0^+} \operatorname{sgn}(x)$     (c)  $\lim_{x \rightarrow 0} \operatorname{sgn}(x)$

**121. Modeling Data** The table lists the frequency  $F$  (in Hertz) of a musical note at various times  $t$  (in seconds).

$t$	0	1	2	3	4	5
$F$	436	444	434	446	433	444

- (a) Plot the data and connect the points with a curve.
- (b) Does there appear to be a limiting frequency of the note? Explain.

**122. Creating Models** A swimmer crosses a pool of width  $b$  by swimming in a straight line from  $(0, 0)$  to  $(2b, b)$ . (See figure.)



- (a) Let  $f$  be a function defined as the  $y$ -coordinate of the point on the long side of the pool that is nearest the swimmer at any given time during the swimmer's crossing of the pool. Determine the function  $f$  and sketch its graph. Is  $f$  continuous? Explain.
- (b) Let  $g$  be the minimum distance between the swimmer and the long sides of the pool. Determine the function  $g$  and sketch its graph. Is  $g$  continuous? Explain.

**123. Making a Function Continuous** Find all values of  $c$  such that  $f$  is continuous on  $(-\infty, \infty)$ .

$$f(x) = \begin{cases} 1 - x^2, & x \leq c \\ x, & x > c \end{cases}$$

**124. Proof** Prove that for any real number  $y$  there exists  $x$  in  $(-\pi/2, \pi/2)$  such that  $\tan x = y$ .

**125. Making a Function Continuous** Let

$$f(x) = \frac{\sqrt{x + c^2} - c}{x}, \quad c > 0.$$

What is the domain of  $f$ ? How can you define  $f$  at  $x = 0$  in order for  $f$  to be continuous there?

**126. Proof** Prove that if

$$\lim_{\Delta x \rightarrow 0} f(c + \Delta x) = f(c)$$

then  $f$  is continuous at  $c$ .

**127. Continuity of a Function** Discuss the continuity of the function  $h(x) = x \llbracket x \rrbracket$ .

**128. Proof**

- (a) Let  $f_1(x)$  and  $f_2(x)$  be continuous on the closed interval  $[a, b]$ . If  $f_1(a) < f_2(a)$  and  $f_1(b) > f_2(b)$ , prove that there exists  $c$  between  $a$  and  $b$  such that  $f_1(c) = f_2(c)$ .



- (b) Show that there exists  $c$  in  $[0, \frac{\pi}{2}]$  such that  $\cos x = x$ .

Use a graphing utility to approximate  $c$  to three decimal places.

**PUTNAM EXAM CHALLENGE**

**129.** Prove or disprove: If  $x$  and  $y$  are real numbers with  $y \geq 0$  and  $y(y + 1) \leq (x + 1)^2$ , then  $y(y - 1) \leq x^2$ .

**130.** Determine all polynomials  $P(x)$  such that

$$P(x^2 + 1) = (P(x))^2 + 1 \text{ and } P(0) = 0.$$

These problems were composed by the Committee on the Putnam Prize Competition. © The Mathematical Association of America. All rights reserved.

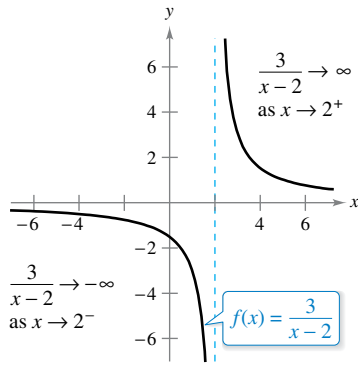


# 1.5 Infinite Limits

- Determine infinite limits from the left and from the right.
- Find and sketch the vertical asymptotes of the graph of a function.


## Infinite Limits

Consider the function  $f(x) = 3/(x - 2)$ . From Figure 1.38 and the table, you can see that  $f(x)$  decreases without bound as  $x$  approaches 2 from the left, and  $f(x)$  increases without bound as  $x$  approaches 2 from the right.



$f(x)$  increases and decreases without bound as  $x$  approaches 2.

Figure 1.38



$x$	1.5	1.9	1.99	1.999	2	2.001	2.01	2.1	2.5
$f(x)$	-6	-30	-300	-3000	?	3000	300	30	6



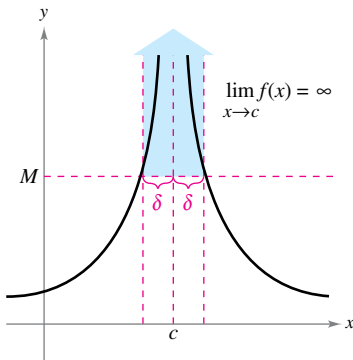
This behavior is denoted as

$$\lim_{x \rightarrow 2^-} \frac{3}{x - 2} = -\infty \quad f(x) \text{ decreases without bound as } x \text{ approaches } 2 \text{ from the left.}$$

and

$$\lim_{x \rightarrow 2^+} \frac{3}{x - 2} = \infty. \quad f(x) \text{ increases without bound as } x \text{ approaches } 2 \text{ from the right.}$$

The symbols  $\infty$  and  $-\infty$  refer to positive infinity and negative infinity, respectively. These symbols do not represent real numbers. They are convenient symbols used to describe unbounded conditions more concisely. A limit in which  $f(x)$  increases or decreases without bound as  $x$  approaches  $c$  is called an **infinite limit**.



Infinite limits  
Figure 1.39

### Definition of Infinite Limits

Let  $f$  be a function that is defined at every real number in some open interval containing  $c$  (except possibly at  $c$  itself). The statement

$$\lim_{x \rightarrow c} f(x) = \infty$$

means that for each  $M > 0$  there exists a  $\delta > 0$  such that  $f(x) > M$  whenever  $0 < |x - c| < \delta$  (see Figure 1.39). Similarly, the statement

$$\lim_{x \rightarrow c} f(x) = -\infty$$

means that for each  $N < 0$  there exists a  $\delta > 0$  such that  $f(x) < N$  whenever  $0 < |x - c| < \delta$ .

To define the **infinite limit from the left**, replace  $0 < |x - c| < \delta$  by  $c - \delta < x < c$ . To define the **infinite limit from the right**, replace  $0 < |x - c| < \delta$  by  $c < x < c + \delta$ .

Be sure you see that the equal sign in the statement  $\lim f(x) = \infty$  does not mean that the limit exists! On the contrary, it tells you how the limit **fails to exist** by denoting the unbounded behavior of  $f(x)$  as  $x$  approaches  $c$ .

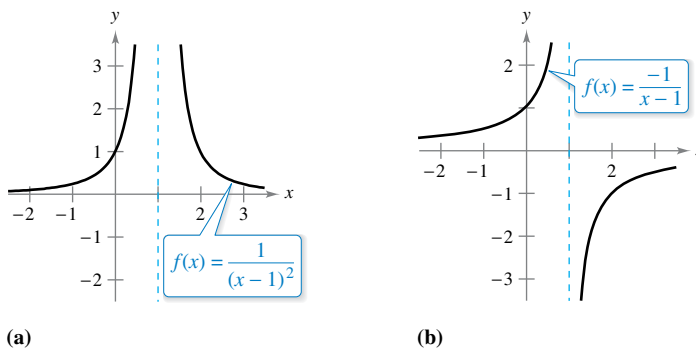
**Exploration**

Use a graphing utility to graph each function. For each function, analytically find the single real number  $c$  that is not in the domain. Then graphically find the limit (if it exists) of  $f(x)$  as  $x$  approaches  $c$  from the left and from the right.

- a.  $f(x) = \frac{3}{x - 4}$
- b.  $f(x) = \frac{1}{2 - x}$
- c.  $f(x) = \frac{2}{(x - 3)^2}$
- d.  $f(x) = \frac{-3}{(x + 2)^2}$

**EXAMPLE 1** Determining Infinite Limits from a Graph

Determine the limit of each function shown in Figure 1.40 as  $x$  approaches 1 from the left and from the right.



(a) Each graph has an asymptote at  $x = 1$ .

**Figure 1.40**

**Solution**

- a. When  $x$  approaches 1 from the left or the right,  $(x - 1)^2$  is a small positive number. Thus, the quotient  $1/(x - 1)^2$  is a large positive number, and  $f(x)$  approaches infinity from each side of  $x = 1$ . So, you can conclude that

$$\lim_{x \rightarrow 1} \frac{1}{(x - 1)^2} = \infty. \quad \text{Limit from each side is infinity.}$$

Figure 1.40(a) confirms this analysis.

- b. When  $x$  approaches 1 from the left,  $x - 1$  is a small negative number. Thus, the quotient  $-1/(x - 1)$  is a large positive number, and  $f(x)$  approaches infinity from the left of  $x = 1$ . So, you can conclude that

$$\lim_{x \rightarrow 1^-} \frac{-1}{x - 1} = \infty. \quad \text{Limit from the left side is infinity.}$$

When  $x$  approaches 1 from the right,  $x - 1$  is a small positive number. Thus, the quotient  $-1/(x - 1)$  is a large negative number, and  $f(x)$  approaches negative infinity from the right of  $x = 1$ . So, you can conclude that

$$\lim_{x \rightarrow 1^+} \frac{-1}{x - 1} = -\infty. \quad \text{Limit from the right side is negative infinity.}$$

Figure 1.40(b) confirms this analysis. ■

▶ **TECHNOLOGY** Remember that you can use a numerical approach to analyze a limit. For instance, you can use a graphing utility to create a table of values to analyze the limit in Example 1(a), as shown in the figure below.

Enter  $x$ -values using *ask* mode.

X	Y1
.9	100
.99	10000
.999	1E6
1	ERROR
1.001	1E6
1.01	10000
1.1	100
X=1	

As  $x$  approaches 1 from the left,  $f(x)$  increases without bound.

As  $x$  approaches 1 from the right,  $f(x)$  increases without bound.

- Use a graphing utility to make a table of values to analyze the limit in Example 1(b).

## Vertical Asymptotes

If it were possible to extend the graphs in Figure 1.40 toward positive and negative infinity, you would see that each graph becomes arbitrarily close to the vertical line  $x = 1$ . This line is a **vertical asymptote** of the graph of  $f$ . (You will study other types of asymptotes in Sections 3.5 and 3.6.)

•••**REMARK** If the graph of a function  $f$  has a vertical asymptote at  $x = c$ , then  $f$  is *not continuous* at  $c$ .

### Definition of Vertical Asymptote

If  $f(x)$  approaches infinity (or negative infinity) as  $x$  approaches  $c$  from the right or the left, then the line  $x = c$  is a **vertical asymptote** of the graph of  $f$ .

In Example 1, note that each of the functions is a *quotient* and that the vertical asymptote occurs at a number at which the denominator is 0 (and the numerator is not 0). The next theorem generalizes this observation.

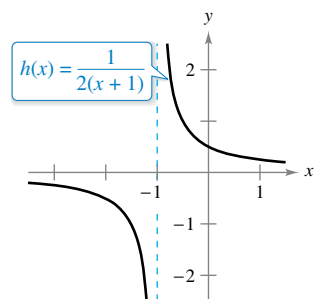
### THEOREM 1.14 Vertical Asymptotes

Let  $f$  and  $g$  be continuous on an open interval containing  $c$ . If  $f(c) \neq 0$ ,  $g(c) = 0$ , and there exists an open interval containing  $c$  such that  $g(x) \neq 0$  for all  $x \neq c$  in the interval, then the graph of the function

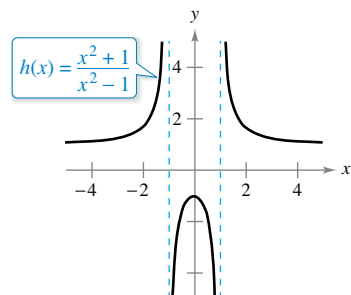
$$h(x) = \frac{f(x)}{g(x)}$$

has a vertical asymptote at  $x = c$ .

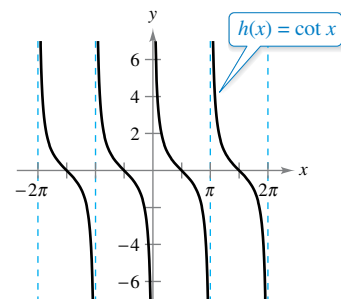
A proof of this theorem is given in Appendix A.



(a)



(b)



(c)

Functions with vertical asymptotes  
**Figure 1.41**

### EXAMPLE 2 Finding Vertical Asymptotes

•••▶ See [LarsonCalculus.com](http://LarsonCalculus.com) for an interactive version of this type of example.

a. When  $x = -1$ , the denominator of

$$h(x) = \frac{1}{2(x + 1)}$$

is 0 and the numerator is not 0. So, by Theorem 1.14, you can conclude that  $x = -1$  is a vertical asymptote, as shown in Figure 1.41(a).

b. By factoring the denominator as

$$h(x) = \frac{x^2 + 1}{x^2 - 1} = \frac{x^2 + 1}{(x - 1)(x + 1)}$$

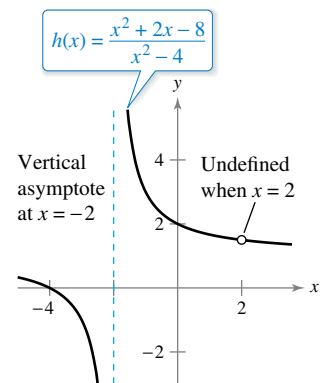
you can see that the denominator is 0 at  $x = -1$  and  $x = 1$ . Also, because the numerator is not 0 at these two points, you can apply Theorem 1.14 to conclude that the graph of  $f$  has two vertical asymptotes, as shown in Figure 1.41(b).

c. By writing the cotangent function in the form

$$h(x) = \cot x = \frac{\cos x}{\sin x}$$

you can apply Theorem 1.14 to conclude that vertical asymptotes occur at all values of  $x$  such that  $\sin x = 0$  and  $\cos x \neq 0$ , as shown in Figure 1.41(c). So, the graph of this function has infinitely many vertical asymptotes. These asymptotes occur at  $x = n\pi$ , where  $n$  is an integer.

Theorem 1.14 requires that the value of the numerator at  $x = c$  be nonzero. When both the numerator and the denominator are 0 at  $x = c$ , you obtain the *indeterminate form*  $0/0$ , and you cannot determine the limit behavior at  $x = c$  without further investigation, as illustrated in Example 3.



$h(x)$  increases and decreases without bound as  $x$  approaches  $-2$ .

Figure 1.42

**EXAMPLE 3** A Rational Function with Common Factors

Determine all vertical asymptotes of the graph of

$$h(x) = \frac{x^2 + 2x - 8}{x^2 - 4}.$$

**Solution** Begin by simplifying the expression, as shown.

$$\begin{aligned} h(x) &= \frac{x^2 + 2x - 8}{x^2 - 4} \\ &= \frac{(x + 4)(x - 2)}{(x + 2)(x - 2)} \\ &= \frac{x + 4}{x + 2}, \quad x \neq 2 \end{aligned}$$

At all  $x$ -values other than  $x = 2$ , the graph of  $h$  coincides with the graph of  $k(x) = (x + 4)/(x + 2)$ . So, you can apply Theorem 1.14 to  $k$  to conclude that there is a vertical asymptote at  $x = -2$ , as shown in Figure 1.42. From the graph, you can see that

$$\lim_{x \rightarrow -2^-} \frac{x^2 + 2x - 8}{x^2 - 4} = -\infty \quad \text{and} \quad \lim_{x \rightarrow -2^+} \frac{x^2 + 2x - 8}{x^2 - 4} = \infty.$$

Note that  $x = 2$  is *not* a vertical asymptote.

**EXAMPLE 4** Determining Infinite Limits

Find each limit.

$$\lim_{x \rightarrow 1^-} \frac{x^2 - 3x}{x - 1} \quad \text{and} \quad \lim_{x \rightarrow 1^+} \frac{x^2 - 3x}{x - 1}$$

**Solution** Because the denominator is 0 when  $x = 1$  (and the numerator is not 0), you know that the graph of

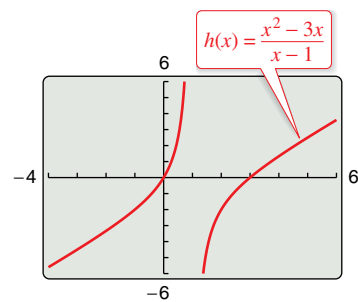
$$h(x) = \frac{x^2 - 3x}{x - 1}$$

has a vertical asymptote at  $x = 1$ . This means that each of the given limits is either  $\infty$  or  $-\infty$ . You can determine the result by analyzing  $h$  at values of  $x$  close to 1 or by using a graphing utility. From the graph of  $h$  shown in Figure 1.43, you can see that the graph approaches  $\infty$  from the left of  $x = 1$  and approaches  $-\infty$  from the right of  $x = 1$ . So, you can conclude that

$$\lim_{x \rightarrow 1^-} \frac{x^2 - 3x}{x - 1} = \infty \quad \text{The limit from the left is infinity.}$$

and

$$\lim_{x \rightarrow 1^+} \frac{x^2 - 3x}{x - 1} = -\infty. \quad \text{The limit from the right is negative infinity.}$$



The graph of  $h$  has a vertical asymptote at  $x = 1$ .

Figure 1.43

**TECHNOLOGY PITFALL** When using a graphing utility, be careful to interpret correctly the graph of a function with a vertical asymptote—some graphing utilities have difficulty drawing this type of graph.

**THEOREM 1.15 Properties of Infinite Limits**

Let  $c$  and  $L$  be real numbers, and let  $f$  and  $g$  be functions such that

$$\lim_{x \rightarrow c} f(x) = \infty \quad \text{and} \quad \lim_{x \rightarrow c} g(x) = L.$$

1. Sum or difference:  $\lim_{x \rightarrow c} [f(x) \pm g(x)] = \infty$
2. Product:  $\lim_{x \rightarrow c} [f(x)g(x)] = \infty, \quad L > 0$   
 $\lim_{x \rightarrow c} [f(x)g(x)] = -\infty, \quad L < 0$
3. Quotient:  $\lim_{x \rightarrow c} \frac{g(x)}{f(x)} = 0$

Similar properties hold for one-sided limits and for functions for which the limit of  $f(x)$  as  $x$  approaches  $c$  is  $-\infty$  [see Example 5(d)].



•• **REMARK** Be sure you understand that Property 2 of Theorem 1.15 is not valid when  $\lim_{x \rightarrow c} g(x) = 0$ .

**Proof** Here is a proof of the sum property. (The proofs of the remaining properties are left as an exercise [see Exercise 70].) To show that the limit of  $f(x) + g(x)$  is infinite, choose  $M > 0$ . You then need to find  $\delta > 0$  such that  $[f(x) + g(x)] > M$  whenever  $0 < |x - c| < \delta$ . For simplicity's sake, you can assume  $L$  is positive. Let  $M_1 = M + 1$ . Because the limit of  $f(x)$  is infinite, there exists  $\delta_1$  such that  $f(x) > M_1$  whenever  $0 < |x - c| < \delta_1$ . Also, because the limit of  $g(x)$  is  $L$ , there exists  $\delta_2$  such that  $|g(x) - L| < 1$  whenever  $0 < |x - c| < \delta_2$ . By letting  $\delta$  be the smaller of  $\delta_1$  and  $\delta_2$ , you can conclude that  $0 < |x - c| < \delta$  implies  $f(x) > M + 1$  and  $|g(x) - L| < 1$ . The second of these two inequalities implies that  $g(x) > L - 1$ , and adding this to the first inequality, you can write

$$f(x) + g(x) > (M + 1) + (L - 1) = M + L > M.$$

So, you can conclude that

$$\lim_{x \rightarrow c} [f(x) + g(x)] = \infty.$$

**EXAMPLE 5 Determining Limits**

- a. Because  $\lim_{x \rightarrow 0} 1 = 1$  and  $\lim_{x \rightarrow 0} \frac{1}{x^2} = \infty$ , you can write

$$\lim_{x \rightarrow 0} \left( 1 + \frac{1}{x^2} \right) = \infty. \quad \text{Property 1, Theorem 1.15}$$

- b. Because  $\lim_{x \rightarrow 1^-} (x^2 + 1) = 2$  and  $\lim_{x \rightarrow 1^-} (\cot \pi x) = -\infty$ , you can write

$$\lim_{x \rightarrow 1^-} \frac{x^2 + 1}{\cot \pi x} = 0. \quad \text{Property 3, Theorem 1.15}$$

- c. Because  $\lim_{x \rightarrow 0^+} 3 = 3$  and  $\lim_{x \rightarrow 0^+} \cot x = \infty$ , you can write

$$\lim_{x \rightarrow 0^+} 3 \cot x = \infty. \quad \text{Property 2, Theorem 1.15}$$

- d. Because  $\lim_{x \rightarrow 0^-} x^2 = 0$  and  $\lim_{x \rightarrow 0^-} \frac{1}{x} = -\infty$ , you can write

$$\lim_{x \rightarrow 0^-} \left( x^2 + \frac{1}{x} \right) = -\infty. \quad \text{Property 1, Theorem 1.15}$$

•• **REMARK** Note that the solution to Example 5(d) uses Property 1 from Theorem 1.15 for which the limit of  $f(x)$  as  $x$  approaches  $c$  is  $-\infty$ .

# 1.5 Exercises

See [CalcChat.com](http://CalcChat.com) for tutorial help and worked-out solutions to odd-numbered exercises.

### CONCEPT CHECK

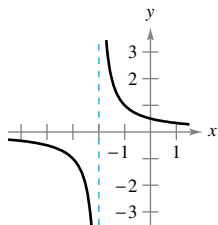
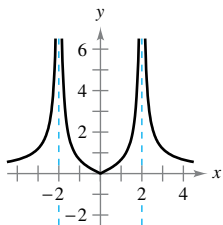
- Infinite Limit** In your own words, describe the meaning of an infinite limit. What does  $\infty$  represent?
- Vertical Asymptote** In your own words, describe what is meant by a vertical asymptote of a graph.



**Determining Infinite Limits from a Graph** In Exercises 3–6, determine whether  $f(x)$  approaches  $\infty$  or  $-\infty$  as  $x$  approaches  $-2$  from the left and from the right.

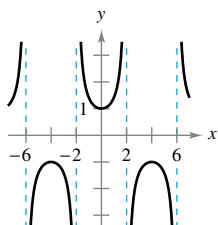
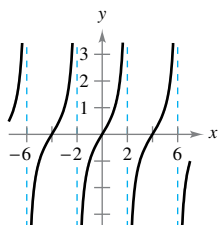
3.  $f(x) = 2 \left| \frac{x}{x^2 - 4} \right|$

4.  $f(x) = \frac{1}{x + 2}$



5.  $f(x) = \tan \frac{\pi x}{4}$

6.  $f(x) = \sec \frac{\pi x}{4}$



**Determining Infinite Limits** In Exercises 7–10, determine whether  $f(x)$  approaches  $\infty$  or  $-\infty$  as  $x$  approaches 4 from the left and from the right.

7.  $f(x) = \frac{1}{x - 4}$

8.  $f(x) = \frac{-1}{x - 4}$

9.  $f(x) = \frac{1}{(x - 4)^2}$

10.  $f(x) = \frac{-1}{(x - 4)^2}$

**Numerical and Graphical Analysis** In Exercises 11–16, create a table of values for the function and use the result to determine whether  $f(x)$  approaches  $\infty$  or  $-\infty$  as  $x$  approaches  $-3$  from the left and from the right. Use a graphing utility to graph the function to confirm your answer.

11.  $f(x) = \frac{1}{x^2 - 9}$

12.  $f(x) = \frac{x}{x^2 - 9}$

13.  $f(x) = \frac{x^2}{x^2 - 9}$

14.  $f(x) = -\frac{1}{3 + x}$

15.  $f(x) = \cot \frac{\pi x}{3}$

16.  $f(x) = \tan \frac{\pi x}{6}$



**Finding Vertical Asymptotes** In Exercises 17–32, find the vertical asymptotes (if any) of the graph of the function.

17.  $f(x) = \frac{1}{x^2}$

18.  $f(x) = \frac{2}{(x - 3)^3}$

19.  $f(x) = \frac{x^2}{x^2 - 4}$

20.  $f(x) = \frac{3x}{x^2 + 9}$

21.  $g(t) = \frac{t - 1}{t^2 + 1}$

22.  $h(s) = \frac{3s + 4}{s^2 - 16}$

23.  $f(x) = \frac{3}{x^2 + x - 2}$

24.  $g(x) = \frac{x^2 - 5x + 25}{x^3 + 125}$

25.  $f(x) = \frac{4x^2 + 4x - 24}{x^4 - 2x^3 - 9x^2 + 18x}$

26.  $h(x) = \frac{x^2 - 9}{x^3 + 3x^2 - x - 3}$

27.  $f(x) = \frac{x^2 - 2x - 15}{x^3 - 5x^2 + x - 5}$

28.  $h(t) = \frac{t^2 - 2t}{t^4 - 16}$

29.  $f(x) = \csc \pi x$

30.  $f(x) = \tan \pi x$

31.  $s(t) = \frac{t}{\sin t}$

32.  $g(\theta) = \frac{\tan \theta}{\theta}$



**Vertical Asymptote or Removable Discontinuity** In Exercises 33–36, determine whether the graph of the function has a vertical asymptote or a removable discontinuity at  $x = -1$ . Graph the function using a graphing utility to confirm your answer.

33.  $f(x) = \frac{x^2 - 1}{x + 1}$

34.  $f(x) = \frac{x^2 - 2x - 8}{x + 1}$

35.  $f(x) = \frac{\cos(x^2 - 1)}{x + 1}$

36.  $f(x) = \frac{\sin(x + 1)}{x + 1}$



**Finding a One-Sided Limit** In Exercises 37–50, find the one-sided limit (if it exists).

37.  $\lim_{x \rightarrow 2^+} \frac{x}{x - 2}$

38.  $\lim_{x \rightarrow 2^-} \frac{x^2}{x^2 + 4}$

39.  $\lim_{x \rightarrow -3^-} \frac{x + 3}{x^2 + x - 6}$

40.  $\lim_{x \rightarrow (-1/2)^+} \frac{6x^2 + x - 1}{4x^2 - 4x - 3}$

41.  $\lim_{x \rightarrow 0^-} \left( 1 + \frac{1}{x} \right)$

42.  $\lim_{x \rightarrow 0^+} \left( 6 - \frac{1}{x^3} \right)$

43.  $\lim_{x \rightarrow -4^-} \left( x^2 + \frac{2}{x + 4} \right)$

44.  $\lim_{x \rightarrow 0^+} \left( x - \frac{1}{x} + 3 \right)$

45.  $\lim_{x \rightarrow 0^+} \left( \sin x + \frac{1}{x} \right)$

46.  $\lim_{x \rightarrow (\pi/2)^+} \frac{-2}{\cos x}$

47.  $\lim_{x \rightarrow \pi^+} \frac{\sqrt{x}}{\csc x}$

48.  $\lim_{x \rightarrow 0^-} \frac{x + 2}{\cot x}$

49.  $\lim_{x \rightarrow (1/2)^-} x \sec \pi x$

50.  $\lim_{x \rightarrow (1/2)^+} x^2 \tan \pi x$

**Finding a One-Sided Limit Using Technology** In Exercises 51 and 52, use a graphing utility to graph the function and determine the one-sided limit.

51.  $\lim_{x \rightarrow 1^+} \frac{x^2 + x + 1}{x^3 - 1}$       52.  $\lim_{x \rightarrow 1^-} \frac{x^3 - 1}{x^2 + x + 1}$

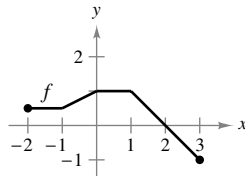


**Determining Limits** In Exercises 53 and 54, use the information to determine the limits.

53.  $\lim_{x \rightarrow c} f(x) = \infty$       54.  $\lim_{x \rightarrow c} f(x) = -\infty$   
 $\lim_{x \rightarrow c} g(x) = -2$        $\lim_{x \rightarrow c} g(x) = 3$   
 (a)  $\lim_{x \rightarrow c} [f(x) + g(x)]$       (a)  $\lim_{x \rightarrow c} [f(x) + g(x)]$   
 (b)  $\lim_{x \rightarrow c} [f(x)g(x)]$       (b)  $\lim_{x \rightarrow c} [f(x)g(x)]$   
 (c)  $\lim_{x \rightarrow c} \frac{g(x)}{f(x)}$       (c)  $\lim_{x \rightarrow c} \frac{g(x)}{f(x)}$

**EXPLORING CONCEPTS**

55. **Writing a Rational Function** Write a rational function with vertical asymptotes at  $x = 6$  and  $x = -2$ , and with a zero at  $x = 3$ .
56. **Rational Function** Does the graph of every rational function have a vertical asymptote? Explain.
57. **Sketching a Graph** Use the graph of the function  $f$  (see figure) to sketch the graph of  $g(x) = 1/f(x)$  on the interval  $[-2, 3]$ . To print an enlarged copy of the graph, go to *MathGraphs.com*.



58. **Relativity** According to the theory of relativity, the mass  $m$  of a particle depends on its velocity  $v$ . That is,  $m = \frac{m_0}{\sqrt{1 - (v^2/c^2)}}$ , where  $m_0$  is the mass when the particle is at rest and  $c$  is the speed of light. Find the limit of the mass as  $v$  approaches  $c$  from the left.

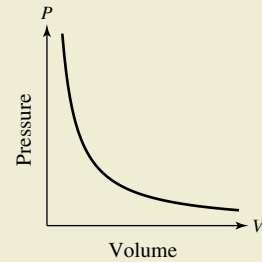
**Numerical and Graphical Reasoning** Use a graphing utility to complete the table for each function and graph each function to estimate the limit. What is the value of the limit when the power of  $x$  in the denominator is greater than 3?

$x$	1	0.5	0.2	0.1	0.01	0.001	0.0001
$f(x)$							

(a)  $\lim_{x \rightarrow 0^+} \frac{x - \sin x}{x}$       (b)  $\lim_{x \rightarrow 0^+} \frac{x - \sin x}{x^2}$   
 (c)  $\lim_{x \rightarrow 0^+} \frac{x - \sin x}{x^3}$       (d)  $\lim_{x \rightarrow 0^+} \frac{x - \sin x}{x^4}$



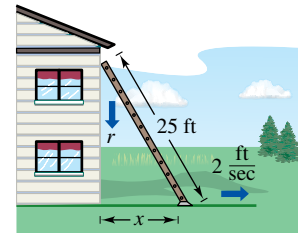
**60. HOW DO YOU SEE IT?** For a quantity of gas at a constant temperature, the pressure  $P$  is inversely proportional to the volume  $V$ . What is the limit of  $P$  as  $V$  approaches 0 from the right? Explain what this means in the context of the problem.



61. **Rate of Change** A 25-foot ladder is leaning against a house (see figure). If the base of the ladder is pulled away from the house at a rate of 2 feet per second, then the top will move down the wall at a rate of

$$r = \frac{2x}{\sqrt{625 - x^2}} \text{ ft/sec}$$

where  $x$  is the distance between the base of the ladder and the house, and  $r$  is the rate in feet per second.



- (a) Find the rate  $r$  when  $x$  is 7 feet.  
 (b) Find the rate  $r$  when  $x$  is 15 feet.  
 (c) Find the limit of  $r$  as  $x$  approaches 25 from the left.

**62. Average Speed**

On a trip of  $d$  miles to another city, a truck driver's average speed was  $x$  miles per hour. On the return trip, the average speed was  $y$  miles per hour. The average speed for the round trip was 50 miles per hour.

(a) Verify that

$$y = \frac{25x}{x - 25}$$

What is the domain?

(b) Complete the table.

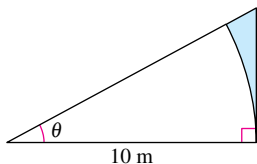
$x$	30	40	50	60
$y$				

Are the values of  $y$  different than you expected? Explain.

(c) Find the limit of  $y$  as  $x$  approaches 25 from the right and interpret its meaning.



**63. Numerical and Graphical Analysis** Consider the shaded region outside the sector of a circle of radius 10 meters and inside a right triangle (see figure).



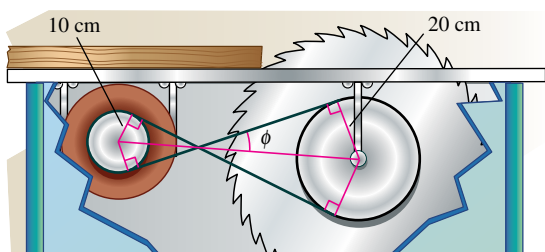
(a) Write the area  $A = f(\theta)$  of the region as a function of  $\theta$ . Determine the domain of the function.

(b) Use a graphing utility to complete the table and graph the function over the appropriate domain.

$\theta$	0.3	0.6	0.9	1.2	1.5
$f(\theta)$					

(c) Find the limit of  $A$  as  $\theta$  approaches  $\pi/2$  from the left.

**64. Numerical and Graphical Reasoning** A crossed belt connects a 20-centimeter pulley (10-cm radius) on an electric motor with a 40-centimeter pulley (20-cm radius) on a saw arbor (see figure). The electric motor runs at 1700 revolutions per minute.



- (a) Determine the number of revolutions per minute of the saw.
- (b) How does crossing the belt affect the saw in relation to the motor?
- (c) Let  $L$  be the total length of the belt. Write  $L$  as a function of  $\phi$ , where  $\phi$  is measured in radians. What is the domain of the function? (*Hint*: Add the lengths of the straight sections of the belt and the length of the belt around each pulley.)
- (d) Use a graphing utility to complete the table.

$\phi$	0.3	0.6	0.9	1.2	1.5
$L$					

- (e) Use a graphing utility to graph the function over the appropriate domain.
- (f) Find  $\lim_{\phi \rightarrow (\pi/2)^-} L$ .
- (g) Use a geometric argument as the basis of a second method of finding the limit in part (f).
- (h) Find  $\lim_{\phi \rightarrow 0^+} L$ .

**True or False?** In Exercises 65–68, determine whether the statement is true or false. If it is false, explain why or give an example that shows it is false.

- 65. The graph of a function cannot cross a vertical asymptote.
- 66. The graphs of polynomial functions have no vertical asymptotes.
- 67. The graphs of trigonometric functions have no vertical asymptotes.
- 68. If  $f$  has a vertical asymptote at  $x = 0$ , then  $f$  is undefined at  $x = 0$ .

**69. Finding Functions** Find functions  $f$  and  $g$  such that  $\lim_{x \rightarrow c} f(x) = \infty$  and  $\lim_{x \rightarrow c} g(x) = \infty$ , but  $\lim_{x \rightarrow c} [f(x) - g(x)] \neq 0$ .

**70. Proof** Prove the difference, product, and quotient properties in Theorem 1.15.

**71. Proof** Prove that if  $\lim_{x \rightarrow c} f(x) = \infty$ , then  $\lim_{x \rightarrow c} \frac{1}{f(x)} = 0$ .

**72. Proof** Prove that if

$$\lim_{x \rightarrow c} \frac{1}{f(x)} = 0$$

then  $\lim_{x \rightarrow c} f(x)$  does not exist.

**Infinite Limits** In Exercises 73–76, use the  $\epsilon$ - $\delta$  definition of infinite limits to prove the statement.

73.  $\lim_{x \rightarrow 3^+} \frac{1}{x - 3} = \infty$

74.  $\lim_{x \rightarrow 5^-} \frac{1}{x - 5} = -\infty$

75.  $\lim_{x \rightarrow 8^+} \frac{3}{8 - x} = -\infty$

76.  $\lim_{x \rightarrow 9^-} \frac{6}{9 - x} = \infty$

**SECTION PROJECT**

**Graphs and Limits of Trigonometric Functions**

Recall from Theorem 1.9 that the limit of

$$f(x) = \frac{\sin x}{x}$$

as  $x$  approaches 0 is 1.

- (a) Use a graphing utility to graph the function  $f$  on the interval  $-\pi \leq x \leq \pi$ . Explain how the graph helps confirm this theorem.
- (b) Explain how you could use a table of values to confirm the value of this limit numerically.
- (c) Graph  $g(x) = \sin x$  by hand. Sketch a tangent line at the point  $(0, 0)$  and visually estimate the slope of this tangent line.
- (d) Let  $(x, \sin x)$  be a point on the graph of  $g$  near  $(0, 0)$ , and write a formula for the slope of the secant line joining  $(x, \sin x)$  and  $(0, 0)$ . Evaluate this formula at  $x = 0.1$  and  $x = 0.01$ . Then find the exact slope of the tangent line to  $g$  at the point  $(0, 0)$ .
- (e) Sketch the graph of the cosine function  $h(x) = \cos x$ . What is the slope of the tangent line at the point  $(0, 1)$ ? Use limits to find this slope analytically.
- (f) Find the slope of the tangent line to  $k(x) = \tan x$  at  $(0, 0)$ .



# Review Exercises

See [CalcChat.com](http://CalcChat.com) for tutorial help and worked-out solutions to odd-numbered exercises.

**Precalculus or Calculus** In Exercises 1 and 2, decide whether the problem can be solved using precalculus or whether calculus is required. If the problem can be solved using precalculus, solve it. If the problem seems to require calculus, explain your reasoning and use a graphical or numerical approach to estimate the solution.

- Find the distance between the points (1, 1) and (3, 9) along the curve  $y = x^2$ .
- Find the distance between the points (1, 1) and (3, 9) along the line  $y = 4x - 3$ .

**Estimating a Limit Numerically** In Exercises 3 and 4, complete the table and use the result to estimate the limit. Use a graphing utility to graph the function to confirm your result.

3.  $\lim_{x \rightarrow 3} \frac{x - 3}{x^2 - 7x + 12}$

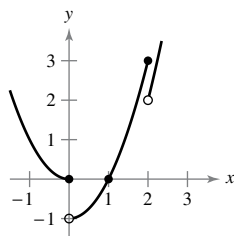
$x$	2.9	2.99	2.999	3	3.001	3.01	3.1
$f(x)$				?			

4.  $\lim_{x \rightarrow 0} \frac{\sqrt{x+4} - 2}{x}$

$x$	-0.1	-0.01	-0.001	0	0.001	0.01	0.1
$f(x)$				?			

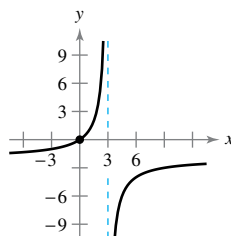
**Finding a Limit Graphically** In Exercises 5 and 6, use the graph to find the limit (if it exists). If the limit does not exist, explain why.

5.  $h(x) = \left\lfloor -\frac{x}{2} \right\rfloor + x^2$



(a)  $\lim_{x \rightarrow 2} h(x)$       (b)  $\lim_{x \rightarrow 1} h(x)$

6.  $g(x) = \frac{-2x}{x-3}$



(a)  $\lim_{x \rightarrow 3} g(x)$       (b)  $\lim_{x \rightarrow 0} g(x)$

**Using the  $\epsilon$ - $\delta$  Definition of a Limit** In Exercises 7–10, find the limit  $L$ . Then use the  $\epsilon$ - $\delta$  definition to prove that the limit is  $L$ .

- $\lim_{x \rightarrow 1} (x + 4)$
- $\lim_{x \rightarrow 9} \sqrt{x}$
- $\lim_{x \rightarrow 2} (1 - x^2)$
- $\lim_{x \rightarrow 5} 9$

**Finding a Limit** In Exercises 11–28, find the limit.

- $\lim_{x \rightarrow -6} x^2$
- $\lim_{x \rightarrow 0} (5x - 3)$

- $\lim_{t \rightarrow 4} \sqrt{t+2}$
- $\lim_{x \rightarrow 27} (\sqrt[3]{x} - 1)^4$
- $\lim_{x \rightarrow 4} \frac{4}{x-1}$
- $\lim_{x \rightarrow -3} \frac{2x^2 + 11x + 15}{x+3}$
- $\lim_{x \rightarrow 4} \frac{\sqrt{x-3} - 1}{x-4}$
- $\lim_{x \rightarrow 0} \frac{[1/(x+1)] - 1}{x}$
- $\lim_{x \rightarrow 0} \frac{1 - \cos x}{\sin x}$
- $\lim_{\Delta x \rightarrow 0} \frac{\sin[(\pi/6) + \Delta x] - (1/2)}{\Delta x}$
- $\lim_{\Delta x \rightarrow 0} \frac{\cos(\pi + \Delta x) + 1}{\Delta x}$
- $\lim_{x \rightarrow 2} \sqrt{x^3 + 1}$
- $\lim_{x \rightarrow 7} (x - 4)^3$
- $\lim_{x \rightarrow 2} \frac{x}{x^2 + 1}$
- $\lim_{t \rightarrow 4} \frac{t^2 - 16}{t - 4}$
- $\lim_{x \rightarrow 0} \frac{\sqrt{4+x} - 2}{x}$
- $\lim_{s \rightarrow 0} \frac{(1/\sqrt{1+s}) - 1}{s}$
- $\lim_{x \rightarrow \pi/4} \frac{4x}{\tan x}$

[Hint:  $\sin(\theta + \phi) = \sin \theta \cos \phi + \cos \theta \sin \phi$ ]

[Hint:  $\cos(\theta + \phi) = \cos \theta \cos \phi - \sin \theta \sin \phi$ ]

**Evaluating a Limit** In Exercises 29–32, evaluate the limit given  $\lim_{x \rightarrow c} f(x) = -6$  and  $\lim_{x \rightarrow c} g(x) = \frac{1}{2}$ .

- $\lim_{x \rightarrow c} [f(x)g(x)]$
- $\lim_{x \rightarrow c} \frac{f(x)}{g(x)}$
- $\lim_{x \rightarrow c} [f(x) + 2g(x)]$
- $\lim_{x \rightarrow c} [f(x)]^2$

**Graphical, Numerical, and Analytic Analysis** In Exercises 33–36, use a graphing utility to graph the function and estimate the limit. Use a table to reinforce your conclusion. Then find the limit by analytic methods.

- $\lim_{x \rightarrow 0} \frac{\sqrt{2x+9} - 3}{x}$
- $\lim_{x \rightarrow 0} \frac{[1/(x+4)] - (1/4)}{x}$
- $\lim_{x \rightarrow -9} \frac{x^3 + 729}{x+9}$
- $\lim_{x \rightarrow 0} \frac{\cos x - 1}{x}$

**Free-Falling Object** In Exercises 37 and 38, use the position function  $s(t) = -4.9t^2 + 250$ , which gives the height (in meters) of an object that has fallen for  $t$  seconds from a height of 250 meters. The velocity at time  $t = a$  seconds is given by

$$\lim_{t \rightarrow a} \frac{s(a) - s(t)}{a - t}$$

- Find the velocity of the object when  $t = 4$ .
- When will the object hit the ground? At what velocity will the object impact the ground?

**Finding a Limit** In Exercises 39–50, find the limit (if it exists). If it does not exist, explain why.

- $\lim_{x \rightarrow 3^+} \frac{1}{x+3}$
- $\lim_{x \rightarrow 6^-} \frac{x-6}{x^2-36}$

41.  $\lim_{x \rightarrow 25^+} \frac{\sqrt{x} - 5}{x - 25}$

42.  $\lim_{x \rightarrow 3^-} \frac{|x - 3|}{x - 3}$

43.  $\lim_{x \rightarrow 2} f(x)$ , where  $f(x) = \begin{cases} (x - 2)^2, & x \leq 2 \\ 2 - x, & x > 2 \end{cases}$

44.  $\lim_{x \rightarrow 1^+} g(x)$ , where  $g(x) = \begin{cases} \sqrt{1 - x}, & x \leq 1 \\ x + 1, & x > 1 \end{cases}$

45.  $\lim_{t \rightarrow 1} h(t)$ , where  $h(t) = \begin{cases} t^3 + 1, & t < 1 \\ \frac{1}{2}(t + 1), & t \geq 1 \end{cases}$

46.  $\lim_{s \rightarrow -2} f(s)$ , where  $f(s) = \begin{cases} -s^2 - 4s - 2, & s \leq -2 \\ s^2 + 4s + 6, & s > -2 \end{cases}$

47.  $\lim_{x \rightarrow 2^-} (2\lfloor x \rfloor + 1)$

48.  $\lim_{x \rightarrow 4} \lfloor x - 1 \rfloor$

49.  $\lim_{x \rightarrow 2^-} \frac{x^2 - 4}{|x - 2|}$

50.  $\lim_{x \rightarrow 1^+} \sqrt{x(x - 1)}$

**Continuity on a Closed Interval** In Exercises 51 and 52, discuss the continuity of the function on the closed interval.

51.  $g(x) = \sqrt{8 - x^3}$ ,  $[-2, 2]$

52.  $h(x) = \frac{3}{5 - x}$ ,  $[0, 5]$

**Removable and Nonremovable Discontinuities** In Exercises 53–58, find the  $x$ -values (if any) at which  $f$  is not continuous. Which of the discontinuities are removable?

53.  $f(x) = x^4 - 81x$

54.  $f(x) = x^2 - x + 20$

55.  $f(x) = \frac{4}{x - 5}$

56.  $f(x) = \frac{1}{x^2 - 9}$

57.  $f(x) = \frac{x}{x^3 - x}$

58.  $f(x) = \frac{x + 3}{x^2 - 3x - 18}$

**59. Making a Function Continuous** Find the value of  $c$  such that the function is continuous on the entire real number line.

$$f(x) = \begin{cases} x + 3, & x \leq 2 \\ cx + 6, & x > 2 \end{cases}$$

**60. Making a Function Continuous** Find the values of  $b$  and  $c$  such that the function is continuous on the entire real number line.

$$f(x) = \begin{cases} x + 1, & 1 < x < 3 \\ x^2 + bx + c, & |x - 2| \geq 1 \end{cases}$$

**Testing for Continuity** In Exercises 61–66, describe the intervals on which the function is continuous.

61.  $f(x) = -3x^2 + 7$

62.  $f(x) = \frac{4x^2 + 7x - 2}{x + 2}$

63.  $f(x) = \sqrt{x} + \cos x$

64.  $f(x) = \lfloor x + 3 \rfloor$

65.  $f(x) = \begin{cases} \frac{3x^2 - x - 2}{x - 1}, & x \neq 1 \\ 0, & x = 1 \end{cases}$

66.  $f(x) = \begin{cases} 5 - x, & x \leq 2 \\ 2x - 3, & x > 2 \end{cases}$

**67. Using the Intermediate Value Theorem** Use the Intermediate Value Theorem to show that

$$f(x) = 2x^3 - 3$$

has a zero in the interval  $[1, 2]$ .

**68. Using the Intermediate Value Theorem** Use the Intermediate Value Theorem to show that

$$f(x) = x^2 + x - 2$$

has at least two zeros in the interval  $[-3, 3]$ .

**Using the Intermediate Value Theorem** In Exercises 69 and 70, verify that the Intermediate Value Theorem applies to the indicated interval and find the value of  $c$  guaranteed by the theorem.

69.  $f(x) = x^2 + 5x - 4$ ,  $[-1, 2]$ ,  $f(c) = 2$

70.  $f(x) = (x - 6)^3 + 4$ ,  $[4, 7]$ ,  $f(c) = 3$

**Determining Infinite Limits** In Exercises 71 and 72, determine whether  $f(x)$  approaches  $\infty$  or  $-\infty$  as  $x$  approaches 6 from the left and from the right.

71.  $f(x) = \frac{1}{x - 6}$

72.  $f(x) = \frac{-1}{(x - 6)^2}$

**Finding Vertical Asymptotes** In Exercises 73–78, find the vertical asymptotes (if any) of the graph of the function.

73.  $f(x) = \frac{3}{x}$

74.  $f(x) = \frac{5}{(x - 2)^4}$

75.  $f(x) = \frac{x^3}{x^2 - 9}$

76.  $h(x) = \frac{6x}{36 - x^2}$

77.  $f(x) = \sec \frac{\pi x}{2}$

78.  $f(x) = \csc \pi x$

**Finding a One-Sided Limit** In Exercises 79–88, find the one-sided limit (if it exists).

79.  $\lim_{x \rightarrow 1^-} \frac{x^2 + 2x + 1}{x - 1}$

80.  $\lim_{x \rightarrow (1/2)^+} \frac{x}{2x - 1}$

81.  $\lim_{x \rightarrow -1^+} \frac{x + 1}{x^3 + 1}$

82.  $\lim_{x \rightarrow -1^-} \frac{x + 1}{x^4 - 1}$

83.  $\lim_{x \rightarrow 0^+} \left( x - \frac{1}{x^3} \right)$

84.  $\lim_{x \rightarrow 2^-} \frac{1}{\sqrt[3]{x^2 - 4}}$

85.  $\lim_{x \rightarrow 0^+} \frac{\sin 4x}{5x}$

86.  $\lim_{x \rightarrow 0^-} \frac{\sec x^3}{2x}$

87.  $\lim_{x \rightarrow 0^+} \frac{\csc 2x}{x}$

88.  $\lim_{x \rightarrow 0^-} \frac{\cos^2 x}{x}$

**89. Environment** A utility company burns coal to generate electricity. The cost  $C$  in dollars of removing  $p\%$  of the air pollutants in the stack emissions is

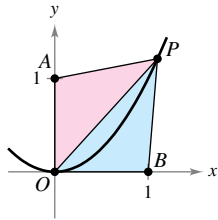
$$C = \frac{80,000p}{100 - p}, \quad 0 \leq p < 100.$$

- Find the cost of removing 50% of the pollutants.
- Find the cost of removing 90% of the pollutants.
- Find the limit of  $C$  as  $p$  approaches 100 from the left and interpret its meaning.

# P.S. Problem Solving

See [CalcChat.com](http://CalcChat.com) for tutorial help and worked-out solutions to odd-numbered exercises.

- 1. Perimeter** Let  $P(x, y)$  be a point on the parabola  $y = x^2$  in the first quadrant. Consider the triangle  $\triangle PAO$  formed by  $P$ ,  $A(0, 1)$ , and the origin  $O(0, 0)$ , and the triangle  $\triangle PBO$  formed by  $P$ ,  $B(1, 0)$ , and the origin (see figure).



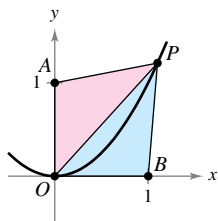
- (a) Write the perimeter of each triangle in terms of  $x$ .  
 (b) Let  $r(x)$  be the ratio of the perimeters of the two triangles,

$$r(x) = \frac{\text{Perimeter } \triangle PAO}{\text{Perimeter } \triangle PBO}$$

Complete the table. Calculate  $\lim_{x \rightarrow 0^+} r(x)$ .

$x$	4	2	1	0.1	0.01
Perimeter $\triangle PAO$					
Perimeter $\triangle PBO$					
$r(x)$					

- 2. Area** Let  $P(x, y)$  be a point on the parabola  $y = x^2$  in the first quadrant. Consider the triangle  $\triangle PAO$  formed by  $P$ ,  $A(0, 1)$ , and the origin  $O(0, 0)$ , and the triangle  $\triangle PBO$  formed by  $P$ ,  $B(1, 0)$ , and the origin (see figure).



- (a) Write the area of each triangle in terms of  $x$ .  
 (b) Let  $a(x)$  be the ratio of the areas of the two triangles,

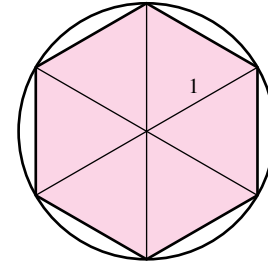
$$a(x) = \frac{\text{Area } \triangle PBO}{\text{Area } \triangle PAO}$$

Complete the table. Calculate  $\lim_{x \rightarrow 0^+} a(x)$ .

$x$	4	2	1	0.1	0.01
Area $\triangle PAO$					
Area $\triangle PBO$					
$a(x)$					

### 3. Area of a Circle

- (a) Find the area of a regular hexagon inscribed in a circle of radius 1 (see figure). How close is this area to that of the circle?



- (b) Find the area  $A_n$  of an  $n$ -sided regular polygon inscribed in a circle of radius 1. Write your answer as a function of  $n$ .  
 (c) Complete the table. What number does  $A_n$  approach as  $n$  gets larger and larger?

$n$	6	12	24	48	96
$A_n$					

- 4. Tangent Line** Let  $P(3, 4)$  be a point on the circle  $x^2 + y^2 = 25$  (see figure).

- (a) What is the slope of the line joining  $P$  and  $O(0, 0)$ ?  
 (b) Find an equation of the tangent line to the circle at  $P$ .  
 (c) Let  $Q(x, y)$  be another point on the circle in the first quadrant. Find the slope  $m_x$  of the line joining  $P$  and  $Q$  in terms of  $x$ .  
 (d) Calculate  $\lim_{x \rightarrow 3} m_x$ . How does this number relate to your answer in part (b)?

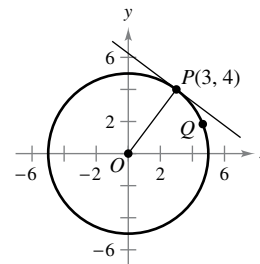


Figure for 4

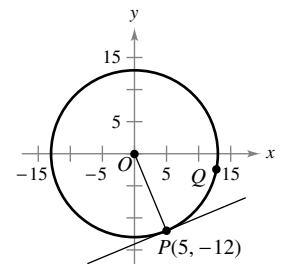


Figure for 5

- 5. Tangent Line** Let  $P(5, -12)$  be a point on the circle  $x^2 + y^2 = 169$  (see figure).

- (a) What is the slope of the line joining  $P$  and  $O(0, 0)$ ?  
 (b) Find an equation of the tangent line to the circle at  $P$ .  
 (c) Let  $Q(x, y)$  be another point on the circle in the fourth quadrant. Find the slope  $m_x$  of the line joining  $P$  and  $Q$  in terms of  $x$ .  
 (d) Calculate  $\lim_{x \rightarrow 5} m_x$ . How does this number relate to your answer in part (b)?

6. **Finding Values** Find the values of the constants  $a$  and  $b$  such that

$$\lim_{x \rightarrow 0} \frac{\sqrt{a + bx} - \sqrt{3}}{x} = \sqrt{3}.$$

7. **Finding Limits** Consider the function

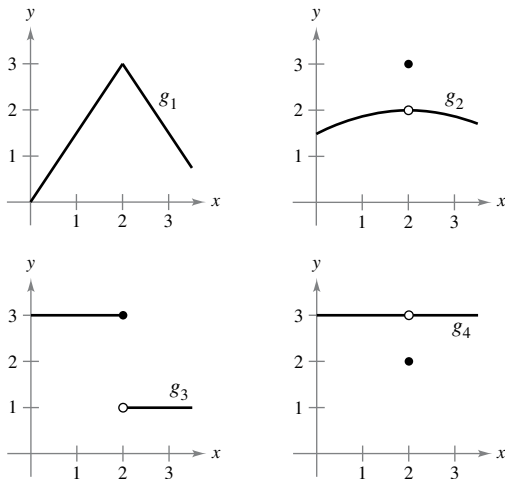
$$f(x) = \frac{\sqrt{3 + x^{1/3}} - 2}{x - 1}.$$

- (a) Find the domain of  $f$ .  
 (b) Use a graphing utility to graph the function.  
 (c) Find  $\lim_{x \rightarrow -27^+} f(x)$ .  
 (d) Find  $\lim_{x \rightarrow 1} f(x)$ .

8. **Making a Function Continuous** Find all values of the constant  $a$  such that  $f$  is continuous for all real numbers.

$$f(x) = \begin{cases} \frac{ax}{\tan x}, & x \geq 0 \\ a^2 - 2, & x < 0 \end{cases}$$

9. **Choosing Graphs** Consider the graphs of the four functions  $g_1, g_2, g_3,$  and  $g_4$ .



For each given condition of the function  $f$ , which of the graphs could be the graph of  $f$ ?

- (a)  $\lim_{x \rightarrow 2} f(x) = 3$   
 (b)  $f$  is continuous at 2.  
 (c)  $\lim_{x \rightarrow 2^-} f(x) = 3$

10. **Limits and Continuity** Sketch the graph of the function

$$f(x) = \left\lfloor \frac{1}{x} \right\rfloor.$$

- (a) Evaluate  $f(\frac{1}{4}), f(3),$  and  $f(1)$ .  
 (b) Evaluate the limits  $\lim_{x \rightarrow 1^-} f(x), \lim_{x \rightarrow 1^+} f(x), \lim_{x \rightarrow 0^-} f(x),$  and  $\lim_{x \rightarrow 0^+} f(x)$ .  
 (c) Discuss the continuity of the function.

11. **Limits and Continuity** Sketch the graph of the function  $f(x) = \llbracket x \rrbracket + \llbracket -x \rrbracket$ .

- (a) Evaluate  $f(1), f(0), f(\frac{1}{2}),$  and  $f(-2.7)$ .  
 (b) Evaluate the limits  $\lim_{x \rightarrow 1^-} f(x), \lim_{x \rightarrow 1^+} f(x),$  and  $\lim_{x \rightarrow 1/2} f(x)$ .  
 (c) Discuss the continuity of the function.

12. **Escape Velocity** To escape Earth's gravitational field, a rocket must be launched with an initial velocity called the **escape velocity**. A rocket launched from the surface of Earth has velocity  $v$  (in miles per second) given by

$$v = \sqrt{\frac{2GM}{r} + v_0^2 - \frac{2GM}{R}} \approx \sqrt{\frac{192,000}{r} + v_0^2 - 48}$$

where  $v_0$  is the initial velocity,  $r$  is the distance from the rocket to the center of Earth,  $G$  is the gravitational constant,  $M$  is the mass of Earth, and  $R$  is the radius of Earth (approximately 4000 miles).

- (a) Find the value of  $v_0$  for which you obtain an infinite limit for  $r$  as  $v$  approaches zero. This value of  $v_0$  is the escape velocity for Earth.  
 (b) A rocket launched from the surface of the moon has velocity  $v$  (in miles per second) given by

$$v = \sqrt{\frac{1920}{r} + v_0^2 - 2.17}.$$

Find the escape velocity for the moon.

- (c) A rocket launched from the surface of a planet has velocity  $v$  (in miles per second) given by

$$v = \sqrt{\frac{10,600}{r} + v_0^2 - 6.99}.$$

Find the escape velocity for this planet. Is the mass of this planet larger or smaller than that of Earth? (Assume that the mean density of this planet is the same as that of Earth.)

13. **Pulse Function** For positive numbers  $a < b$ , the **pulse function** is defined as

$$P_{a,b}(x) = H(x - a) - H(x - b) = \begin{cases} 0, & x < a \\ 1, & a \leq x < b \\ 0, & x \geq b \end{cases}$$

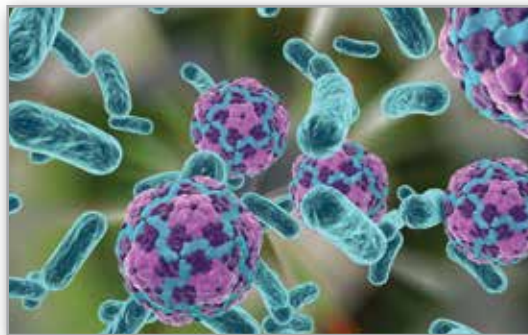
where  $H(x) = \begin{cases} 1, & x \geq 0 \\ 0, & x < 0 \end{cases}$  is the Heaviside function.

- (a) Sketch the graph of the pulse function.  
 (b) Find the following limits:  
 (i)  $\lim_{x \rightarrow a^+} P_{a,b}(x)$       (ii)  $\lim_{x \rightarrow a^-} P_{a,b}(x)$   
 (iii)  $\lim_{x \rightarrow b^+} P_{a,b}(x)$       (iv)  $\lim_{x \rightarrow b^-} P_{a,b}(x)$   
 (c) Discuss the continuity of the pulse function.  
 (d) Why is  $U(x) = \frac{1}{b-a} P_{a,b}(x)$  called the **unit pulse function**?

14. **Proof** Let  $a$  be a nonzero constant. Prove that if  $\lim_{x \rightarrow 0} f(x) = L$ , then  $\lim_{x \rightarrow 0} f(ax) = L$ . Show by means of an example that  $a$  must be nonzero.

# 2 Differentiation

- 2.1 The Derivative and the Tangent Line Problem
- 2.2 Basic Differentiation Rules and Rates of Change
- 2.3 Product and Quotient Rules and Higher-Order Derivatives
- 2.4 The Chain Rule
- 2.5 Implicit Differentiation
- 2.6 Related Rates




Bacteria (Exercise 107, p. 143)



Rate of Change (Example 2, p. 153)



Acceleration Due to Gravity (Example 10, p. 128)



Velocity of a Falling Object (Example 9, p. 116)



Stopping Distance (Exercise 103, p. 121)

# 2.1 The Derivative and the Tangent Line Problem

- Find the slope of the tangent line to a curve at a point.
- Use the limit definition to find the derivative of a function.
- Understand the relationship between differentiability and continuity.

## The Tangent Line Problem

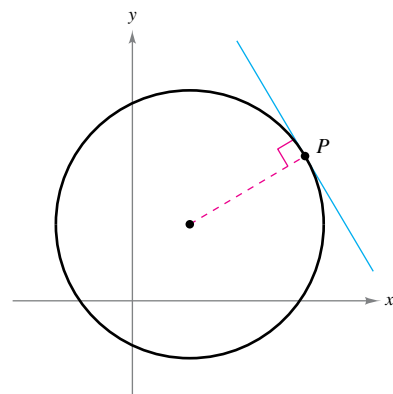
Calculus grew out of four major problems that European mathematicians were working on during the seventeenth century.

1. The tangent line problem (Section 1.1 and this section)
2. The velocity and acceleration problem (Sections 2.2 and 2.3)
3. The minimum and maximum problem (Section 3.1)
4. The area problem (Sections 1.1 and 4.2)

Each problem involves the notion of a limit, and calculus can be introduced with any of the four problems.

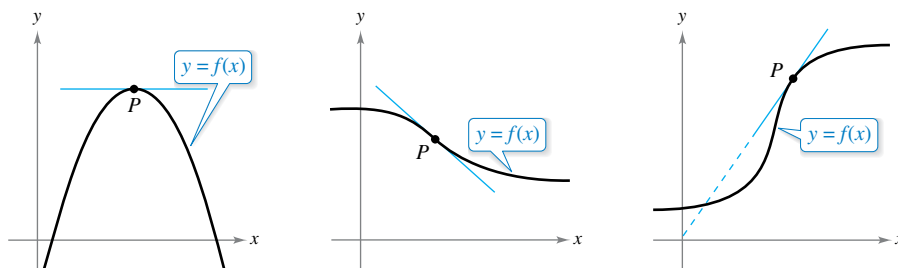
A brief introduction to the tangent line problem is given in Section 1.1. Although partial solutions to this problem were given by Pierre de Fermat (1601–1665), René Descartes (1596–1650), Christian Huygens (1629–1695), and Isaac Barrow (1630–1677), credit for the first general solution is usually given to Isaac Newton (1642–1727) and Gottfried Leibniz (1646–1716). Newton’s work on this problem stemmed from his interest in optics and light refraction.

What does it mean to say that a line is tangent to a curve at a point? For a circle, the tangent line at a point  $P$  is the line that is perpendicular to the radial line at point  $P$ , as shown in Figure 2.1.



Tangent line to a circle  
**Figure 2.1**

For a general curve, however, the problem is more difficult. For instance, how would you define the tangent lines shown in Figure 2.2? You might say that a line is tangent to a curve at a point  $P$  when it touches, but does not cross, the curve at point  $P$ . This definition would work for the first curve shown in Figure 2.2 but not for the second. Or you might say that a line is tangent to a curve when the line touches or intersects the curve at exactly one point. This definition would work for a circle but not for more general curves, as the third curve in Figure 2.2 shows.



Tangent line to a curve at a point  
**Figure 2.2**

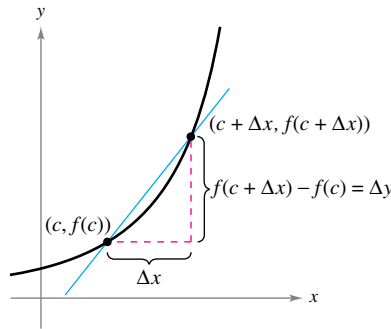
**ISAAC NEWTON (1642–1727)**

In addition to his work in calculus, Newton made revolutionary contributions to physics, including the Law of Universal Gravitation and his three laws of motion.

See [LarsonCalculus.com](http://LarsonCalculus.com) to read more of this biography.

**Exploration**

Use a graphing utility to graph  $f(x) = 2x^3 - 4x^2 + 3x - 5$ . On the same screen, graph  $y = x - 5$ ,  $y = 2x - 5$ , and  $y = 3x - 5$ . Which of these lines, if any, appears to be tangent to the graph of  $f$  at the point  $(0, -5)$ ? Explain your reasoning.



The secant line through  $(c, f(c))$  and  $(c + \Delta x, f(c + \Delta x))$

Figure 2.3

Essentially, the problem of finding the tangent line at a point  $P$  boils down to the problem of finding the *slope* of the tangent line at point  $P$ . You can approximate this slope using a **secant line**\* through the point of tangency and a second point on the curve, as shown in Figure 2.3. If  $(c, f(c))$  is the point of tangency and

$$(c + \Delta x, f(c + \Delta x))$$

is a second point on the graph of  $f$ , then the slope of the secant line through the two points is given by substitution into the slope formula

$$m = \frac{y_2 - y_1}{x_2 - x_1}$$

$$m_{\text{sec}} = \frac{f(c + \Delta x) - f(c)}{(c + \Delta x) - c}$$

Change in y  
Change in x

$$m_{\text{sec}} = \frac{f(c + \Delta x) - f(c)}{\Delta x}$$

Slope of secant line

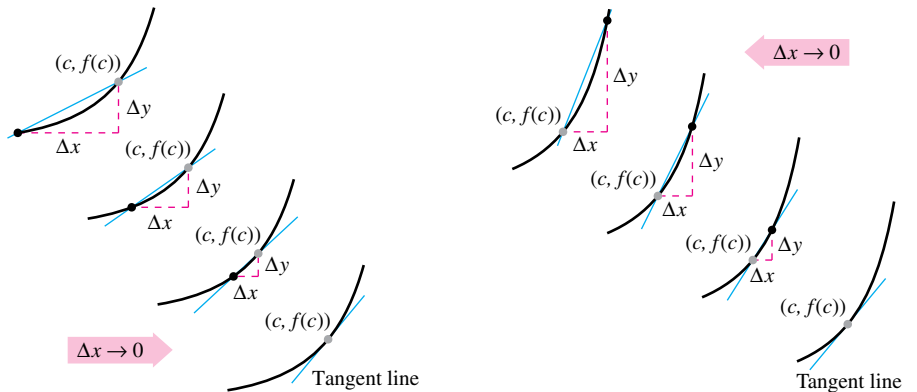
The right-hand side of this equation is a **difference quotient**. The denominator  $\Delta x$  is the **change in  $x$** , and the numerator

$$\Delta y = f(c + \Delta x) - f(c)$$

is the **change in  $y$** .

The beauty of this procedure is that you can obtain more and more accurate approximations of the slope of the tangent line by choosing points closer and closer to the point of tangency, as shown in Figure 2.4.

**THE TANGENT LINE PROBLEM**  
 In 1637, mathematician René Descartes stated this about the tangent line problem:  
 “And I dare say that this is not only the most useful and general problem in geometry that I know, but even that I ever desire to know.”



Tangent line approximations

Figure 2.4

**Definition of Tangent Line with Slope  $m$**

If  $f$  is defined on an open interval containing  $c$ , and if the limit

$$\lim_{\Delta x \rightarrow 0} \frac{\Delta y}{\Delta x} = \lim_{\Delta x \rightarrow 0} \frac{f(c + \Delta x) - f(c)}{\Delta x} = m$$

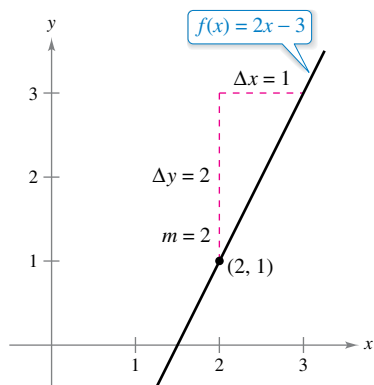
exists, then the line passing through  $(c, f(c))$  with slope  $m$  is the **tangent line** to the graph of  $f$  at the point  $(c, f(c))$ .

The slope of the tangent line to the graph of  $f$  at the point  $(c, f(c))$  is also called the **slope of the graph of  $f$  at  $x = c$** .

\* This use of the word *secant* comes from the Latin *secare*, meaning to cut, and is not a reference to the trigonometric function of the same name.

**EXAMPLE 1** The Slope of the Graph of a Linear Function

To find the slope of the graph of  $f(x) = 2x - 3$  when  $c = 2$ , you can apply the definition of the slope of a tangent line, as shown.



The slope of  $f$  at  $(2, 1)$  is  $m = 2$ .  
**Figure 2.5**

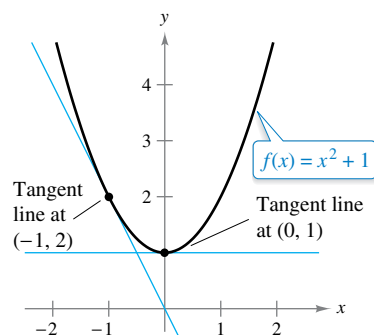
$$\begin{aligned} \lim_{\Delta x \rightarrow 0} \frac{f(2 + \Delta x) - f(2)}{\Delta x} &= \lim_{\Delta x \rightarrow 0} \frac{[2(2 + \Delta x) - 3] - [2(2) - 3]}{\Delta x} \\ &= \lim_{\Delta x \rightarrow 0} \frac{4 + 2\Delta x - 3 - 4 + 3}{\Delta x} \\ &= \lim_{\Delta x \rightarrow 0} \frac{2\Delta x}{\Delta x} \\ &= \lim_{\Delta x \rightarrow 0} 2 \\ &= 2 \end{aligned}$$

The slope of  $f$  at  $(c, f(c)) = (2, 1)$  is  $m = 2$ , as shown in Figure 2.5. Notice that the limit definition of the slope of  $f$  agrees with the definition of the slope of a line as discussed in Section P.2.

The graph of a linear function has the same slope at any point. This is not true of nonlinear functions, as shown in the next example.

**EXAMPLE 2** Tangent Lines to the Graph of a Nonlinear Function

Find the slopes of the tangent lines to the graph of  $f(x) = x^2 + 1$  at the points  $(0, 1)$  and  $(-1, 2)$ , as shown in Figure 2.6.



The slope of  $f$  at any point  $(c, f(c))$  is  $m = 2c$ .  
**Figure 2.6**

**Solution** Let  $(c, f(c))$  represent an arbitrary point on the graph of  $f$ . Then the slope of the tangent line at  $(c, f(c))$  can be found as shown below. [Note in the limit process that  $c$  is held constant (as  $\Delta x$  approaches 0).]

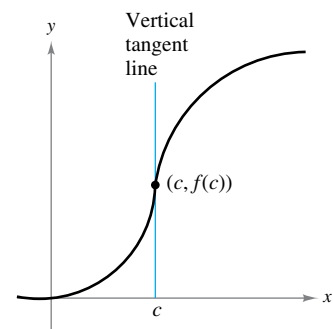
$$\begin{aligned} \lim_{\Delta x \rightarrow 0} \frac{f(c + \Delta x) - f(c)}{\Delta x} &= \lim_{\Delta x \rightarrow 0} \frac{[(c + \Delta x)^2 + 1] - (c^2 + 1)}{\Delta x} \\ &= \lim_{\Delta x \rightarrow 0} \frac{c^2 + 2c(\Delta x) + (\Delta x)^2 + 1 - c^2 - 1}{\Delta x} \\ &= \lim_{\Delta x \rightarrow 0} \frac{2c(\Delta x) + (\Delta x)^2}{\Delta x} \\ &= \lim_{\Delta x \rightarrow 0} (2c + \Delta x) \\ &= 2c \end{aligned}$$

So, the slope at *any* point  $(c, f(c))$  on the graph of  $f$  is  $m = 2c$ . At the point  $(0, 1)$ , the slope is  $m = 2(0) = 0$ , and at  $(-1, 2)$ , the slope is  $m = 2(-1) = -2$ .

The definition of a tangent line to a curve does not cover the possibility of a vertical tangent line. For vertical tangent lines, you can use the following definition. If  $f$  is continuous at  $c$  and

$$\lim_{\Delta x \rightarrow 0} \frac{f(c + \Delta x) - f(c)}{\Delta x} = \infty \quad \text{or} \quad \lim_{\Delta x \rightarrow 0} \frac{f(c + \Delta x) - f(c)}{\Delta x} = -\infty$$

then the vertical line  $x = c$  passing through  $(c, f(c))$  is a **vertical tangent line** to the graph of  $f$ . For example, the function shown in Figure 2.7 has a vertical tangent line at  $(c, f(c))$ . When the domain of  $f$  is the closed interval  $[a, b]$ , you can extend the definition of a vertical tangent line to include the endpoints by considering continuity and limits from the right (for  $x = a$ ) and from the left (for  $x = b$ ).



The graph of  $f$  has a vertical tangent line at  $(c, f(c))$ .  
**Figure 2.7**



## The Derivative of a Function

You have now arrived at a crucial point in the study of calculus. The limit used to define the slope of a tangent line is also used to define one of the two fundamental operations of calculus—**differentiation**.

### Definition of the Derivative of a Function

The **derivative** of  $f$  at  $x$  is

$$f'(x) = \lim_{\Delta x \rightarrow 0} \frac{f(x + \Delta x) - f(x)}{\Delta x}$$

provided the limit exists. For all  $x$  for which this limit exists,  $f'$  is a function of  $x$ .

•••••▶ **REMARK** The notation  $f'(x)$  is read as “ $f$  prime of  $x$ .”

Be sure you see that the derivative of a function of  $x$  is also a function of  $x$ . This “new” function gives the slope of the tangent line to the graph of  $f$  at the point  $(x, f(x))$ , provided that the graph has a tangent line at this point. The derivative can also be used to determine the **instantaneous rate of change** (or simply the **rate of change**) of one variable with respect to another.

■ **FOR FURTHER INFORMATION**  
For more information on the crediting of mathematical discoveries to the first “discoverers,” see the article “Mathematical Firsts—Who Done It?” by Richard H. Williams and Roy D. Mazzagatti in *Mathematics Teacher*. To view this article, go to *MathArticles.com*.

The process of finding the derivative of a function is called **differentiation**. A function is **differentiable** at  $x$  when its derivative exists at  $x$  and is **differentiable on an open interval  $(a, b)$**  when it is differentiable at every point in the interval.

In addition to  $f'(x)$ , other notations are used to denote the derivative of  $y = f(x)$ . The most common are

$$f'(x), \frac{dy}{dx}, y', \frac{d}{dx}[f(x)], D_x[y]. \quad \text{Notations for derivatives}$$

The notation  $dy/dx$  is read as “the derivative of  $y$  with respect to  $x$ ” or simply “ $dy, dx$ .” Using limit notation, you can write

$$\frac{dy}{dx} = \lim_{\Delta x \rightarrow 0} \frac{\Delta y}{\Delta x} = \lim_{\Delta x \rightarrow 0} \frac{f(x + \Delta x) - f(x)}{\Delta x} = f'(x).$$

### EXAMPLE 3 Finding the Derivative by the Limit Process

••••▶ See *LarsonCalculus.com* for an interactive version of this type of example.

To find the derivative of  $f(x) = x^3 + 2x$ , use the definition of the derivative as shown.

$$\begin{aligned} f'(x) &= \lim_{\Delta x \rightarrow 0} \frac{f(x + \Delta x) - f(x)}{\Delta x} && \text{Definition of derivative} \\ &= \lim_{\Delta x \rightarrow 0} \frac{(x + \Delta x)^3 + 2(x + \Delta x) - (x^3 + 2x)}{\Delta x} \\ &= \lim_{\Delta x \rightarrow 0} \frac{x^3 + 3x^2\Delta x + 3x(\Delta x)^2 + (\Delta x)^3 + 2x + 2\Delta x - x^3 - 2x}{\Delta x} \\ &= \lim_{\Delta x \rightarrow 0} \frac{3x^2\Delta x + 3x(\Delta x)^2 + (\Delta x)^3 + 2\Delta x}{\Delta x} \\ &= \lim_{\Delta x \rightarrow 0} \frac{\cancel{\Delta x}[3x^2 + 3x\Delta x + (\Delta x)^2 + 2]}{\cancel{\Delta x}} \\ &= \lim_{\Delta x \rightarrow 0} [3x^2 + 3x\Delta x + (\Delta x)^2 + 2] \\ &= 3x^2 + 2 \end{aligned}$$

•••••▶ **REMARK** When using the definition to find a derivative of a function, the key is to rewrite the difference quotient so that  $\Delta x$  does not occur as a factor of the denominator.

REMARK Remember that the derivative of a function  $f$  is itself a function, which can be used to find the slope of the tangent line at the point  $(x, f(x))$  on the graph of  $f$ .

For  $x > 0$ , the slope of  $f$  at  $(x, f(x))$  is  $m = 1/(2\sqrt{x})$ .

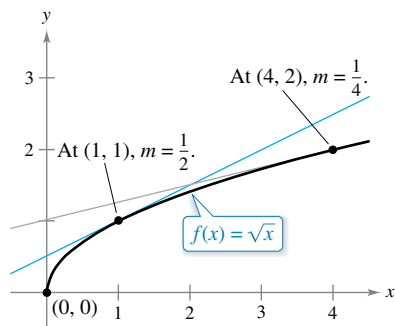


Figure 2.8

EXAMPLE 4 Using the Derivative to Find the Slope at a Point

Find  $f'(x)$  for  $f(x) = \sqrt{x}$ . Then find the slopes of the graph of  $f$  at the points  $(1, 1)$  and  $(4, 2)$ . Discuss the behavior of  $f$  at  $(0, 0)$ .

**Solution** Use the procedure for rationalizing numerators, as discussed in Section 1.3.

$$\begin{aligned}
 f'(x) &= \lim_{\Delta x \rightarrow 0} \frac{f(x + \Delta x) - f(x)}{\Delta x} && \text{Definition of derivative} \\
 &= \lim_{\Delta x \rightarrow 0} \frac{\sqrt{x + \Delta x} - \sqrt{x}}{\Delta x} \\
 &= \lim_{\Delta x \rightarrow 0} \left( \frac{\sqrt{x + \Delta x} - \sqrt{x}}{\Delta x} \right) \left( \frac{\sqrt{x + \Delta x} + \sqrt{x}}{\sqrt{x + \Delta x} + \sqrt{x}} \right) \\
 &= \lim_{\Delta x \rightarrow 0} \frac{(x + \Delta x) - x}{\Delta x(\sqrt{x + \Delta x} + \sqrt{x})} \\
 &= \lim_{\Delta x \rightarrow 0} \frac{\cancel{\Delta x}}{\cancel{\Delta x}(\sqrt{x + \Delta x} + \sqrt{x})} \\
 &= \lim_{\Delta x \rightarrow 0} \frac{1}{\sqrt{x + \Delta x} + \sqrt{x}} \\
 &= \frac{1}{2\sqrt{x}}
 \end{aligned}$$

At the point  $(1, 1)$ , the slope is  $f'(1) = \frac{1}{2}$ . At the point  $(4, 2)$ , the slope is  $f'(4) = \frac{1}{4}$ . See Figure 2.8. The domain of  $f'$  is all  $x > 0$ , so the slope of  $f$  is undefined at  $(0, 0)$ . Moreover, the graph of  $f$  has a vertical tangent line at  $(0, 0)$ .

REMARK In many applications, it is convenient to use a variable other than  $x$  as the independent variable, as shown in Example 5.

At the point  $(1, 2)$ , the line  $y = -2t + 4$  is tangent to the graph of  $y = 2/t$ .

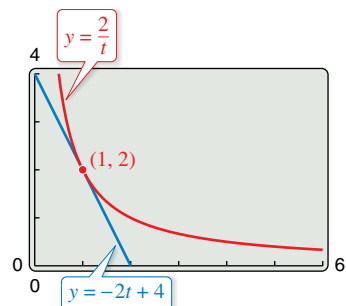


Figure 2.9

EXAMPLE 5 Finding the Derivative of a Function

See LarsonCalculus.com for an interactive version of this type of example.

Find the derivative with respect to  $t$  for the function  $y = 2/t$ .

**Solution** Considering  $y = f(t)$ , you obtain

$$\begin{aligned}
 \frac{dy}{dt} &= \lim_{\Delta t \rightarrow 0} \frac{f(t + \Delta t) - f(t)}{\Delta t} && \text{Definition of derivative} \\
 &= \lim_{\Delta t \rightarrow 0} \frac{\frac{2}{t + \Delta t} - \frac{2}{t}}{\Delta t} && f(t + \Delta t) = \frac{2}{t + \Delta t} \text{ and } f(t) = \frac{2}{t} \\
 &= \lim_{\Delta t \rightarrow 0} \frac{2t - 2(t + \Delta t)}{t(t + \Delta t)\Delta t} && \text{Combine fractions in numerator.} \\
 &= \lim_{\Delta t \rightarrow 0} \frac{-2\Delta t}{\cancel{\Delta t}t(t + \Delta t)} && \text{Divide out common factor of } \Delta t. \\
 &= \lim_{\Delta t \rightarrow 0} \frac{-2}{t(t + \Delta t)} && \text{Simplify.} \\
 &= -\frac{2}{t^2} && \text{Evaluate limit as } \Delta t \rightarrow 0.
 \end{aligned}$$

**TECHNOLOGY** A graphing utility can be used to reinforce the result given in Example 5. For instance, using the formula  $dy/dt = -2/t^2$ , you know that the slope of the graph of  $y = 2/t$  at the point  $(1, 2)$  is  $m = -2$ . Using the point-slope form, you can find that the equation of the tangent line to the graph at  $(1, 2)$  is  $y - 2 = -2(t - 1)$  or  $y = -2t + 4$ . You can also verify the result using the *tangent* feature of the graphing utility.

### Differentiability and Continuity

The alternative limit form of the derivative shown below is useful in investigating the relationship between differentiability and continuity. The derivative of  $f$  at  $c$  is

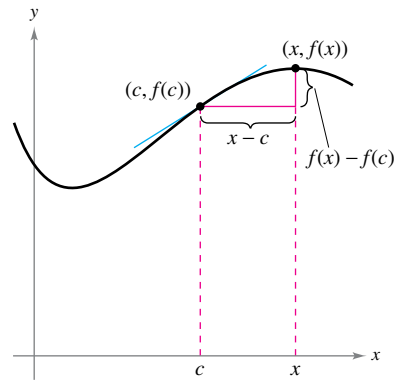
$$f'(c) = \lim_{x \rightarrow c} \frac{f(x) - f(c)}{x - c}$$

Alternative form of derivative

••**REMARK** A proof of the equivalence of the alternative form of the derivative is given in Appendix A.



provided this limit exists (see Figure 2.10).



As  $x$  approaches  $c$ , the secant line approaches the tangent line.

**Figure 2.10**

Note that the existence of the limit in this alternative form requires that the one-sided limits

$$\lim_{x \rightarrow c^-} \frac{f(x) - f(c)}{x - c}$$

and

$$\lim_{x \rightarrow c^+} \frac{f(x) - f(c)}{x - c}$$

exist and are equal. These one-sided limits are called the **derivatives from the left and from the right**, respectively. It follows that  $f$  is **differentiable on the closed interval  $[a, b]$**  when it is differentiable on  $(a, b)$  and when the derivative from the right at  $a$  and the derivative from the left at  $b$  both exist.

When a function is not continuous at  $x = c$ , it is also not differentiable at  $x = c$ . For instance, the greatest integer function

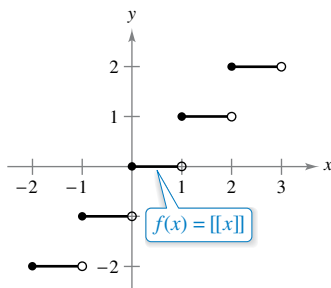
$$f(x) = \llbracket x \rrbracket$$

is not continuous at  $x = 0$ , and so it is not differentiable at  $x = 0$  (see Figure 2.11). You can verify this by observing that

$$\lim_{x \rightarrow 0^-} \frac{f(x) - f(0)}{x - 0} = \lim_{x \rightarrow 0^-} \frac{\llbracket x \rrbracket - 0}{x} = \infty \quad \text{Derivative from the left}$$

and

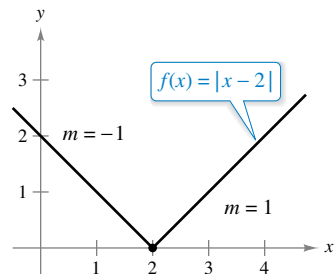
$$\lim_{x \rightarrow 0^+} \frac{f(x) - f(0)}{x - 0} = \lim_{x \rightarrow 0^+} \frac{\llbracket x \rrbracket - 0}{x} = 0. \quad \text{Derivative from the right}$$



The greatest integer function is not differentiable at  $x = 0$  because it is not continuous at  $x = 0$ .

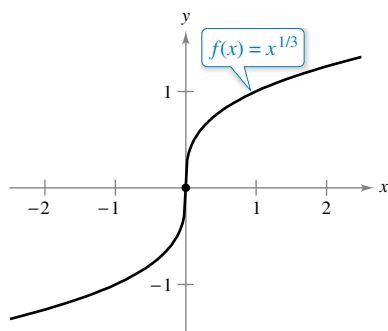
**Figure 2.11**

Although it is true that differentiability implies continuity (as shown in Theorem 2.1 on the next page), the converse is not true. That is, it is possible for a function to be continuous at  $x = c$  and *not* differentiable at  $x = c$ . Examples 6 and 7 illustrate this possibility.



$f$  is not differentiable at  $x = 2$  because the derivatives from the left and from the right are not equal.

Figure 2.12



$f$  is not differentiable at  $x = 0$  because  $f$  has a vertical tangent line at  $x = 0$ .

Figure 2.13

**EXAMPLE 6** A Graph with a Sharp Turn

•••▶ See LarsonCalculus.com for an interactive version of this type of example.

The function  $f(x) = |x - 2|$ , shown in Figure 2.12, is continuous at  $x = 2$ . The one-sided limits, however,

$$\lim_{x \rightarrow 2^-} \frac{f(x) - f(2)}{x - 2} = \lim_{x \rightarrow 2^-} \frac{|x - 2| - 0}{x - 2} = -1 \quad \text{Derivative from the left}$$

and

$$\lim_{x \rightarrow 2^+} \frac{f(x) - f(2)}{x - 2} = \lim_{x \rightarrow 2^+} \frac{|x - 2| - 0}{x - 2} = 1 \quad \text{Derivative from the right}$$

are not equal. So,  $f$  is not differentiable at  $x = 2$  and the graph of  $f$  does not have a tangent line at the point  $(2, 0)$ .

**EXAMPLE 7** A Graph with a Vertical Tangent Line

The function  $f(x) = x^{1/3}$  is continuous at  $x = 0$ , as shown in Figure 2.13. However, because the limit

$$\lim_{x \rightarrow 0} \frac{f(x) - f(0)}{x - 0} = \lim_{x \rightarrow 0} \frac{x^{1/3} - 0}{x} = \lim_{x \rightarrow 0} \frac{1}{x^{2/3}} = \infty$$

is infinite, you can conclude that the tangent line is vertical at  $x = 0$ . So,  $f$  is not differentiable at  $x = 0$ .

From Examples 6 and 7, you can see that a function is not differentiable at a point at which its graph has a sharp turn or a vertical tangent line.

**THEOREM 2.1** Differentiability Implies Continuity

If  $f$  is differentiable at  $x = c$ , then  $f$  is continuous at  $x = c$ .



▶ **TECHNOLOGY** Some graphing utilities, such as Maple, Mathematica, and the TI-Nspire, perform symbolic differentiation. Some have a derivative feature that performs numerical differentiation by finding values of derivatives using the formula

$$f'(x) \approx \frac{f(x + \Delta x) - f(x - \Delta x)}{2\Delta x}$$

- where  $\Delta x$  is a small number such as 0.001. Can you see any problems with this definition?
- For instance, using this definition, what is the value of the derivative of  $f(x) = |x|$  when  $x = 0$ ?

**Proof** You can prove that  $f$  is continuous at  $x = c$  by showing that  $f(x)$  approaches  $f(c)$  as  $x \rightarrow c$ . To do this, use the differentiability of  $f$  at  $x = c$  and consider the following limit.

$$\begin{aligned} \lim_{x \rightarrow c} [f(x) - f(c)] &= \lim_{x \rightarrow c} \left[ (x - c) \left( \frac{f(x) - f(c)}{x - c} \right) \right] \\ &= \left[ \lim_{x \rightarrow c} (x - c) \right] \left[ \lim_{x \rightarrow c} \frac{f(x) - f(c)}{x - c} \right] \\ &= (0)[f'(c)] \\ &= 0 \end{aligned}$$

Because the difference  $f(x) - f(c)$  approaches zero as  $x \rightarrow c$ , you can conclude that  $\lim_{x \rightarrow c} f(x) = f(c)$ . So,  $f$  is continuous at  $x = c$ .

The relationship between continuity and differentiability is summarized below.

1. If a function is differentiable at  $x = c$ , then it is continuous at  $x = c$ . So, differentiability implies continuity.
2. It is possible for a function to be continuous at  $x = c$  and not be differentiable at  $x = c$ . So, continuity does not imply differentiability (see Examples 6 and 7).

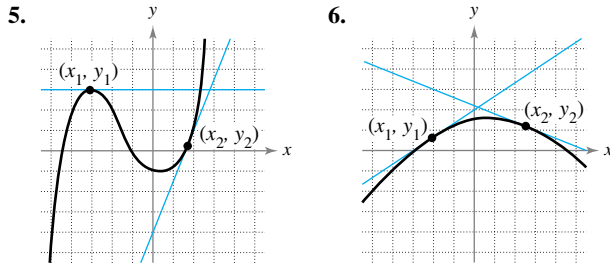
# 2.1 Exercises

See [CalcChat.com](http://CalcChat.com) for tutorial help and worked-out solutions to odd-numbered exercises.

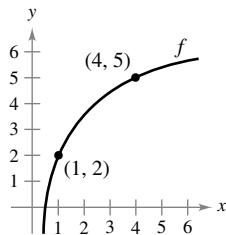
### CONCEPT CHECK

- Tangent Line** Describe how to find the slope of the tangent line to the graph of a function at a point.
- Notation** List four notation alternatives to  $f'(x)$ .
- Derivative** Describe how to find the derivative of a function using the limit process.
- Continuity and Differentiability** Describe the relationship between continuity and differentiability.

**Estimating Slope** In Exercises 5 and 6, estimate the slope of the graph at the points  $(x_1, y_1)$  and  $(x_2, y_2)$ .



**Slopes of Secant Lines** In Exercises 7 and 8, use the graph shown in the figure. To print an enlarged copy of the graph, go to [MathGraphs.com](http://MathGraphs.com).



- Identify or sketch each of the quantities on the figure.
  - $f(1)$  and  $f(4)$
  - $f(4) - f(1)$
  - $4 - 1$
  - $y - 2 = \frac{f(4) - f(1)}{4 - 1}(x - 1)$
- Insert the proper inequality symbol ( $<$  or  $>$ ) between the given quantities.
  - $\frac{f(4) - f(1)}{4 - 1}$    $\frac{f(4) - f(3)}{4 - 3}$
  - $\frac{f(4) - f(1)}{4 - 1}$    $f'(1)$

**Finding the Slope of a Tangent Line** In Exercises 9–14, find the slope of the tangent line to the graph of the function at the given point.

- $f(x) = 3 - 5x$ ,  $(-1, 8)$
- $g(x) = \frac{3}{2}x + 1$ ,  $(-2, -2)$
- $f(x) = 2x^2 - 3$ ,  $(2, 5)$
- $f(x) = 5 - x^2$ ,  $(3, -4)$
- $f(t) = 3t - t^2$ ,  $(0, 0)$
- $h(t) = t^2 + 4t$ ,  $(1, 5)$



**Finding the Derivative by the Limit Process** In Exercises 15–28, find the derivative of the function by the limit process.

- $f(x) = 7$
- $g(x) = -3$
- $f(x) = -5x$
- $f(x) = 7x - 3$
- $h(s) = 3 + \frac{2}{3}s$
- $f(x) = 5 - \frac{2}{3}x$
- $f(x) = x^2 + x - 3$
- $f(x) = x^2 - 5$
- $f(x) = x^3 - 12x$
- $g(t) = t^3 + 4t$
- $f(x) = \frac{1}{x - 1}$
- $f(x) = \frac{1}{x^2}$
- $f(x) = \sqrt{x + 4}$
- $h(s) = -2\sqrt{s}$



**Finding an Equation of a Tangent Line** In Exercises 29–36, (a) find an equation of the tangent line to the graph of  $f$  at the given point, (b) use a graphing utility to graph the function and its tangent line at the point, and (c) use the *tangent* feature of a graphing utility to confirm your results.

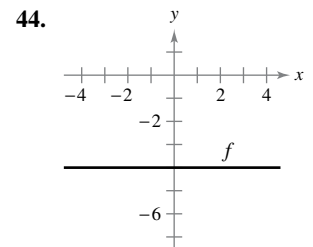
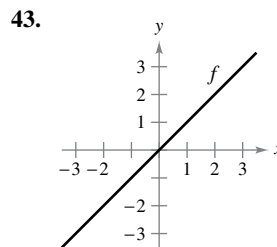
- $f(x) = x^2 + 3$ ,  $(-1, 4)$
- $f(x) = x^2 + 2x - 1$ ,  $(1, 2)$
- $f(x) = x^3$ ,  $(2, 8)$
- $f(x) = x^3 + 1$ ,  $(-1, 0)$
- $f(x) = \sqrt{x}$ ,  $(1, 1)$
- $f(x) = \sqrt{x - 1}$ ,  $(5, 2)$
- $f(x) = x + \frac{4}{x}$ ,  $(-4, -5)$
- $f(x) = x - \frac{1}{x}$ ,  $(1, 0)$

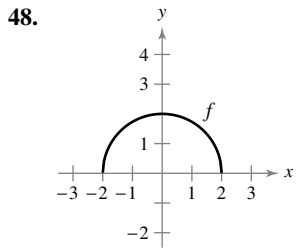
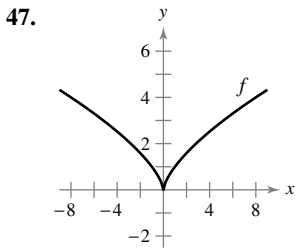
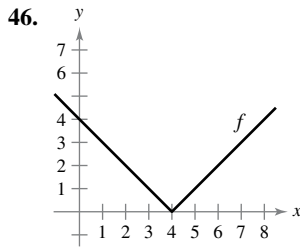
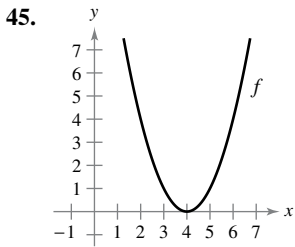


**Finding an Equation of a Tangent Line** In Exercises 37–42, find an equation of the line that is tangent to the graph of  $f$  and parallel to the given line.

Function	Line
37. $f(x) = -\frac{1}{4}x^2$	$x + y = 0$
38. $f(x) = 2x^2$	$4x + y + 3 = 0$
39. $f(x) = x^3$	$3x - y + 1 = 0$
40. $f(x) = x^3 + 2$	$3x - y - 4 = 0$
41. $f(x) = \frac{1}{\sqrt{x}}$	$x + 2y - 6 = 0$
42. $f(x) = \frac{1}{\sqrt{x - 1}}$	$x + 2y + 7 = 0$

**Sketching a Derivative** In Exercises 43–48, sketch the graph of  $f'$ . Explain how you found your answer.

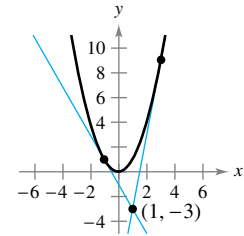
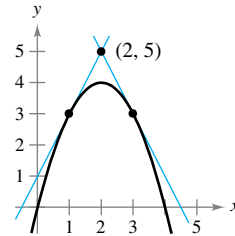




**Finding an Equation of a Tangent Line** In Exercises 61 and 62, find equations of the two tangent lines to the graph of  $f$  that pass through the indicated point.

61.  $f(x) = 4x - x^2$

62.  $f(x) = x^2$



**63. Graphical Reasoning** Use a graphing utility to graph each function and its tangent lines at  $x = -1$ ,  $x = 0$ , and  $x = 1$ . Based on the results, determine whether the slopes of tangent lines to the graph of a function at different values of  $x$  are always distinct.

(a)  $f(x) = x^2$  (b)  $g(x) = x^3$

**EXPLORING CONCEPTS**

- 49. **Sketching a Graph** Sketch a graph of a function whose derivative is always negative. Explain how you found the answer.
- 50. **Sketching a Graph** Sketch a graph of a function whose derivative is zero at exactly two points. Explain how you found the answer.
- 51. **Domain of the Derivative** Do  $f$  and  $f'$  always have the same domain? Explain.
- 52. **Symmetry of a Graph** A function  $f$  is symmetric with respect to the origin. Is  $f'$  necessarily symmetric with respect to the origin? Explain.

- 53. **Using a Tangent Line** The tangent line to the graph of  $y = g(x)$  at the point  $(4, 5)$  passes through the point  $(7, 0)$ . Find  $g(4)$  and  $g'(4)$ .
- 54. **Using a Tangent Line** The tangent line to the graph of  $y = h(x)$  at the point  $(-1, 4)$  passes through the point  $(3, 6)$ . Find  $h(-1)$  and  $h'(-1)$ .



**Working Backwards** In Exercises 55–58, the limit represents  $f'(c)$  for a function  $f$  and a number  $c$ . Find  $f$  and  $c$ .

55.  $\lim_{\Delta x \rightarrow 0} \frac{[5 - 3(1 + \Delta x)] - 2}{\Delta x}$

56.  $\lim_{\Delta x \rightarrow 0} \frac{(-2 + \Delta x)^3 + 8}{\Delta x}$

57.  $\lim_{x \rightarrow 6} \frac{-x^2 + 36}{x - 6}$

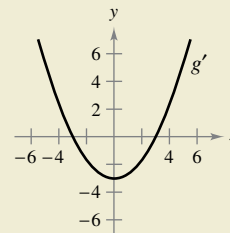
58.  $\lim_{x \rightarrow 9} \frac{2\sqrt{x} - 6}{x - 9}$

**Writing a Function Using Derivatives** In Exercises 59 and 60, identify a function  $f$  that has the given characteristics. Then sketch the function.

- 59.  $f(0) = 2$ ;  $f'(x) = -3$  for  $-\infty < x < \infty$
- 60.  $f(0) = 4$ ;  $f'(0) = 0$ ;  $f'(x) < 0$  for  $x < 0$ ;  $f'(x) > 0$  for  $x > 0$



**64. HOW DO YOU SEE IT?** The figure shows the graph of  $g'$ .



- (a)  $g'(0) = \square$  (b)  $g'(3) = \square$
- (c) What can you conclude about the graph of  $g$  knowing that  $g'(1) = -\frac{8}{3}$ ?
- (d) What can you conclude about the graph of  $g$  knowing that  $g'(-4) = \frac{7}{3}$ ?
- (e) Is  $g(6) - g(4)$  positive or negative? Explain.
- (f) Is it possible to find  $g(2)$  from the graph? Explain.

**65. Graphical Reasoning** Consider the function  $f(x) = \frac{1}{2}x^2$ .

- (a) Use a graphing utility to graph the function and estimate the values of  $f'(0)$ ,  $f'(\frac{1}{2})$ ,  $f'(1)$ , and  $f'(2)$ .
- (b) Use your results from part (a) to determine the values of  $f'(-\frac{1}{2})$ ,  $f'(-1)$ , and  $f'(-2)$ .
- (c) Sketch a possible graph of  $f'$ .
- (d) Use the definition of derivative to find  $f'(x)$ .

**66. Graphical Reasoning** Consider the function  $f(x) = \frac{1}{3}x^3$ .

- (a) Use a graphing utility to graph the function and estimate the values of  $f'(0)$ ,  $f'(\frac{1}{2})$ ,  $f'(1)$ ,  $f'(2)$ , and  $f'(3)$ .
- (b) Use your results from part (a) to determine the values of  $f'(-\frac{1}{2})$ ,  $f'(-1)$ ,  $f'(-2)$ , and  $f'(-3)$ .
- (c) Sketch a possible graph of  $f'$ .
- (d) Use the definition of derivative to find  $f'(x)$ .

**Approximating a Derivative** In Exercises 67 and 68, evaluate  $f(2)$  and  $f'(2.1)$  and use the results to approximate  $f'(2)$ .

67.  $f(x) = x(4 - x)$       68.  $f(x) = \frac{1}{4}x^3$



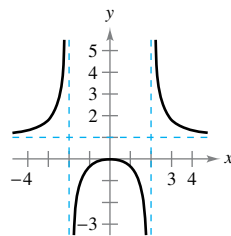
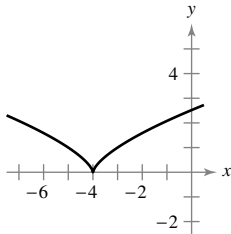
**Using the Alternative Form of the Derivative** In Exercises 69–76, use the alternative form of the derivative to find the derivative at  $x = c$ , if it exists.

69.  $f(x) = x^3 + 2x^2 + 1, c = -2$   
 70.  $g(x) = x^2 - x, c = 1$   
 71.  $g(x) = \sqrt{|x|}, c = 0$       72.  $f(x) = 3/x, c = 4$   
 73.  $f(x) = (x - 6)^{2/3}, c = 6$       74.  $g(x) = (x + 3)^{1/3}, c = -3$   
 75.  $h(x) = |x + 7|, c = -7$       76.  $f(x) = |x - 6|, c = 6$

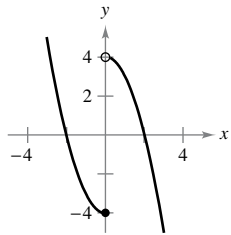
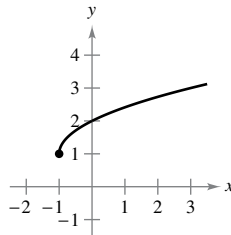


**Determining Differentiability** In Exercises 77–80, describe the  $x$ -values at which  $f$  is differentiable.

77.  $f(x) = (x + 4)^{2/3}$       78.  $f(x) = \frac{x^2}{x^2 - 4}$



79.  $f(x) = \sqrt{x + 1} + 1$       80.  $f(x) = \begin{cases} x^2 - 4, & x \leq 0 \\ 4 - x^2, & x > 0 \end{cases}$



**Graphical Analysis** In Exercises 81–84, use a graphing utility to graph the function and find the  $x$ -values at which  $f$  is differentiable.

81.  $f(x) = |x - 5|$       82.  $f(x) = \frac{4x}{x - 3}$   
 83.  $f(x) = x^{2/5}$   
 84.  $f(x) = \begin{cases} x^3 - 3x^2 + 3x, & x \leq 1 \\ x^2 - 2x, & x > 1 \end{cases}$



**Determining Differentiability** In Exercises 85–88, find the derivatives from the left and from the right at  $x = 1$  (if they exist). Is the function differentiable at  $x = 1$ ?

85.  $f(x) = |x - 1|$       86.  $f(x) = \sqrt{1 - x^2}$   
 87.  $f(x) = \begin{cases} (x - 1)^3, & x \leq 1 \\ (x - 1)^2, & x > 1 \end{cases}$       88.  $f(x) = (1 - x)^{2/3}$

**Determining Differentiability** In Exercises 89 and 90, determine whether the function is differentiable at  $x = 2$ .

89.  $f(x) = \begin{cases} x^2 + 1, & x \leq 2 \\ 4x - 3, & x > 2 \end{cases}$       90.  $f(x) = \begin{cases} \frac{1}{2}x + 2, & x < 2 \\ \sqrt{2x}, & x \geq 2 \end{cases}$

**Graphical Reasoning** A line with slope  $m$  passes through the point  $(0, 4)$  and has the equation  $y = mx + 4$ .

(a) Write the distance  $d$  between the line and the point  $(3, 1)$  as a function of  $m$ .



(b) Use a graphing utility to graph the function  $d$  in part (a). Based on the graph, is the function differentiable at every value of  $m$ ? If not, where is it not differentiable?

**Conjecture** Consider the functions  $f(x) = x^2$  and  $g(x) = x^3$ .

- (a) Graph  $f$  and  $f'$  on the same set of axes.
- (b) Graph  $g$  and  $g'$  on the same set of axes.
- (c) Identify a pattern between  $f$  and  $g$  and their respective derivatives. Use the pattern to make a conjecture about  $h'(x)$  if  $h(x) = x^n$ , where  $n$  is an integer and  $n \geq 2$ .
- (d) Find  $f'(x)$  if  $f(x) = x^4$ . Compare the result with the conjecture in part (c). Is this a proof of your conjecture? Explain.

**True or False?** In Exercises 93–96, determine whether the statement is true or false. If it is false, explain why or give an example that shows it is false.

93. The slope of the tangent line to the differentiable function  $f$  at the point  $(2, f(2))$  is

$$\frac{f(2 + \Delta x) - f(2)}{\Delta x}$$

- 94. If a function is continuous at a point, then it is differentiable at that point.
- 95. If a function has derivatives from both the right and the left at a point, then it is differentiable at that point.
- 96. If a function is differentiable at a point, then it is continuous at that point.

**Differentiability and Continuity** Let

$$f(x) = \begin{cases} x \sin \frac{1}{x}, & x \neq 0 \\ 0, & x = 0 \end{cases}$$

and

$$g(x) = \begin{cases} x^2 \sin \frac{1}{x}, & x \neq 0 \\ 0, & x = 0 \end{cases}$$

Show that  $f$  is continuous, but not differentiable, at  $x = 0$ . Show that  $g$  is differentiable at 0 and find  $g'(0)$ .



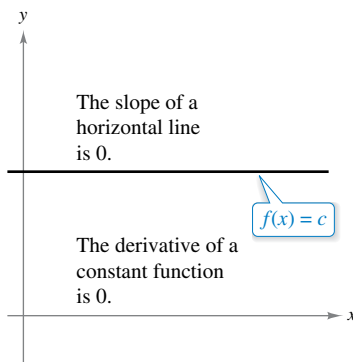
**Writing** Use a graphing utility to graph the two functions  $f(x) = x^2 + 1$  and  $g(x) = |x| + 1$  in the same viewing window. Use the *zoom* and *trace* features to analyze the graphs near the point  $(0, 1)$ . What do you observe? Which function is differentiable at this point? Write a short paragraph describing the geometric significance of differentiability at a point.

## 2.2 Basic Differentiation Rules and Rates of Change

- Find the derivative of a function using the Constant Rule.
- Find the derivative of a function using the Power Rule.
- Find the derivative of a function using the Constant Multiple Rule.
- Find the derivative of a function using the Sum and Difference Rules.
- Find the derivatives of the sine function and of the cosine function.
- Use derivatives to find rates of change.

### The Constant Rule

In Section 2.1, you used the limit definition to find derivatives. In this and the next two sections, you will be introduced to several “differentiation rules” that allow you to find derivatives without the *direct* use of the limit definition.



Notice that the Constant Rule is equivalent to saying that the slope of a horizontal line is 0. This demonstrates the relationship between slope and derivative.

Figure 2.14

#### THEOREM 2.2 The Constant Rule

The derivative of a constant function is 0. That is, if  $c$  is a real number, then

$$\frac{d}{dx}[c] = 0. \quad \text{See Figure 2.14.}$$



**Proof** Let  $f(x) = c$ . Then, by the limit definition of the derivative,

$$\begin{aligned} \frac{d}{dx}[c] &= f'(x) \\ &= \lim_{\Delta x \rightarrow 0} \frac{f(x + \Delta x) - f(x)}{\Delta x} \\ &= \lim_{\Delta x \rightarrow 0} \frac{c - c}{\Delta x} \\ &= \lim_{\Delta x \rightarrow 0} 0 \\ &= 0. \end{aligned}$$

#### EXAMPLE 1 Using the Constant Rule

Function	Derivative
a. $y = 7$	$dy/dx = 0$
b. $f(x) = 0$	$f'(x) = 0$
c. $s(t) = -3$	$s'(t) = 0$
d. $y = k\pi^2$ , $k$ is constant	$dy/dx = 0$

#### Exploration

**Writing a Conjecture** Use the definition of the derivative given in Section 2.1 to find the derivative of each function. What patterns do you see? Use your results to write a conjecture about the derivative of  $f(x) = x^n$ .

- |                 |                     |                    |
|-----------------|---------------------|--------------------|
| a. $f(x) = x^1$ | b. $f(x) = x^2$     | c. $f(x) = x^3$    |
| d. $f(x) = x^4$ | e. $f(x) = x^{1/2}$ | f. $f(x) = x^{-1}$ |



### The Power Rule

Before proving the next rule, it is important to review the procedure for expanding a binomial.

$$\begin{aligned} (x + \Delta x)^2 &= x^2 + 2x\Delta x + (\Delta x)^2 \\ (x + \Delta x)^3 &= x^3 + 3x^2\Delta x + 3x(\Delta x)^2 + (\Delta x)^3 \\ (x + \Delta x)^4 &= x^4 + 4x^3\Delta x + 6x^2(\Delta x)^2 + 4x(\Delta x)^3 + (\Delta x)^4 \\ (x + \Delta x)^5 &= x^5 + 5x^4\Delta x + 10x^3(\Delta x)^2 + 10x^2(\Delta x)^3 + 5x(\Delta x)^4 + (\Delta x)^5 \end{aligned}$$

The general binomial expansion for a positive integer  $n$  is

$$(x + \Delta x)^n = x^n + nx^{n-1}(\Delta x) + \underbrace{\frac{n(n-1)x^{n-2}}{2}(\Delta x)^2 + \dots + (\Delta x)^n}_{(\Delta x)^2 \text{ is a factor of these terms.}}$$

This binomial expansion is used in proving a special case of the Power Rule.

**THEOREM 2.3 The Power Rule**

If  $n$  is a rational number, then the function  $f(x) = x^n$  is differentiable and

$$\frac{d}{dx}[x^n] = nx^{n-1}.$$

For  $f$  to be differentiable at  $x = 0$ ,  $n$  must be a number such that  $x^{n-1}$  is defined on an interval containing 0.



**REMARK** From Example 7 in Section 2.1, you know that the function  $f(x) = x^{1/3}$  is defined at  $x = 0$  but is not differentiable at  $x = 0$ . This is because  $x^{-2/3}$  is not defined on an interval containing 0.

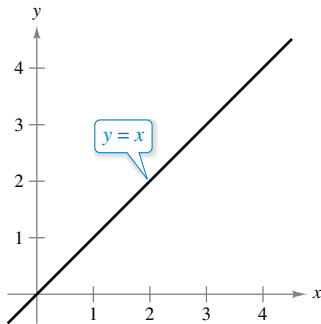
**Proof** If  $n$  is a positive integer greater than 1, then the binomial expansion produces

$$\begin{aligned} \frac{d}{dx}[x^n] &= \lim_{\Delta x \rightarrow 0} \frac{(x + \Delta x)^n - x^n}{\Delta x} \\ &= \lim_{\Delta x \rightarrow 0} \frac{x^n + nx^{n-1}(\Delta x) + \frac{n(n-1)x^{n-2}}{2}(\Delta x)^2 + \dots + (\Delta x)^n - x^n}{\Delta x} \\ &= \lim_{\Delta x \rightarrow 0} \left[ nx^{n-1} + \frac{n(n-1)x^{n-2}}{2}(\Delta x) + \dots + (\Delta x)^{n-1} \right] \\ &= nx^{n-1} + 0 + \dots + 0 \\ &= nx^{n-1}. \end{aligned}$$

This proves the case for which  $n$  is a positive integer greater than 1. It is left to you to prove the case for  $n = 1$ . Example 7 in Section 2.3 proves the case for which  $n$  is a negative integer. In Exercise 73 in Section 2.5, you are asked to prove the case for which  $n$  is rational. (In Section 5.5, the Power Rule will be extended to cover irrational values of  $n$ .)

When using the Power Rule, the case for which  $n = 1$  is best thought of as a separate differentiation rule. That is,

$$\frac{d}{dx}[x] = 1. \quad \text{Power Rule when } n = 1$$



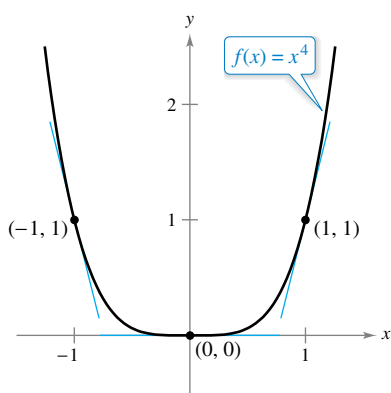
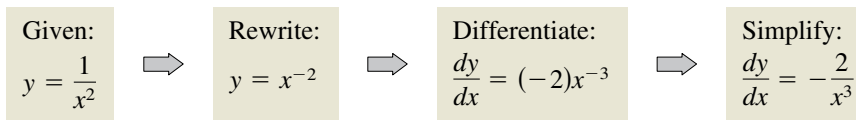
The slope of the line  $y = x$  is 1.  
**Figure 2.15**

This rule is consistent with the fact that the slope of the line  $y = x$  is 1, as shown in Figure 2.15.

**EXAMPLE 2** Using the Power Rule

Function	Derivative
a. $f(x) = x^3$	$f'(x) = 3x^2$
b. $g(x) = \sqrt[3]{x}$	$g'(x) = \frac{d}{dx}[x^{1/3}] = \frac{1}{3}x^{-2/3} = \frac{1}{3x^{2/3}}$
c. $y = \frac{1}{x^2}$	$\frac{dy}{dx} = \frac{d}{dx}[x^{-2}] = (-2)x^{-3} = -\frac{2}{x^3}$

In Example 2(c), note that *before* differentiating,  $1/x^2$  was rewritten as  $x^{-2}$ . Rewriting is the first step in *many* differentiation problems.



Note that the slope of the graph is negative at the point  $(-1, 1)$ , the slope is zero at the point  $(0, 0)$ , and the slope is positive at the point  $(1, 1)$ .

**Figure 2.16**

**EXAMPLE 3** Finding the Slope of a Graph

•••▶ See [LarsonCalculus.com](http://LarsonCalculus.com) for an interactive version of this type of example.

Find the slope of the graph of  $f(x) = x^4$  for each value of  $x$ .

- a.  $x = -1$     b.  $x = 0$     c.  $x = 1$

**Solution** The slope of a graph at a point is the value of the derivative at that point. The derivative of  $f$  is  $f'(x) = 4x^3$ .

- a. When  $x = -1$ , the slope is  $f'(-1) = 4(-1)^3 = -4$ . Slope is negative.  
 b. When  $x = 0$ , the slope is  $f'(0) = 4(0)^3 = 0$ . Slope is zero.  
 c. When  $x = 1$ , the slope is  $f'(1) = 4(1)^3 = 4$ . Slope is positive.

See Figure 2.16.

**EXAMPLE 4** Finding an Equation of a Tangent Line

•••▶ See [LarsonCalculus.com](http://LarsonCalculus.com) for an interactive version of this type of example.

Find an equation of the tangent line to the graph of  $f(x) = x^2$  when  $x = -2$ .

**Solution** To find the *point* on the graph of  $f$ , evaluate the original function at  $x = -2$ .

$$(-2, f(-2)) = (-2, 4) \quad \text{Point on graph}$$

To find the *slope* of the graph when  $x = -2$ , evaluate the derivative,  $f'(x) = 2x$ , at  $x = -2$ .

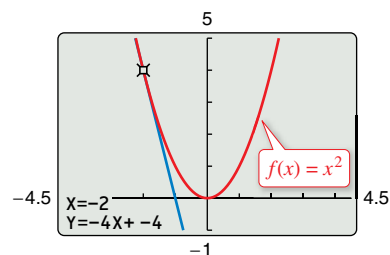
$$m = f'(-2) = -4 \quad \text{Slope of graph at } (-2, 4)$$

Now, using the point-slope form of the equation of a line, you can write

$$y - y_1 = m(x - x_1) \quad \text{Point-slope form}$$

$$y - 4 = -4[x - (-2)] \quad \text{Substitute for } y_1, m, \text{ and } x_1.$$

$$y = -4x - 4. \quad \text{Simplify.}$$



The line  $y = -4x - 4$  is tangent to the graph of  $f(x) = x^2$  at the point  $(-2, 4)$ .

**Figure 2.17**

You can check this result using the *tangent* feature of a graphing utility, as shown in Figure 2.17.

## The Constant Multiple Rule

### THEOREM 2.4 The Constant Multiple Rule

If  $f$  is a differentiable function and  $c$  is a real number, then  $cf$  is also differentiable and

$$\frac{d}{dx}[cf(x)] = cf'(x).$$



#### Proof

$$\begin{aligned} \frac{d}{dx}[cf(x)] &= \lim_{\Delta x \rightarrow 0} \frac{cf(x + \Delta x) - cf(x)}{\Delta x} && \text{Definition of derivative} \\ &= \lim_{\Delta x \rightarrow 0} c \left[ \frac{f(x + \Delta x) - f(x)}{\Delta x} \right] \\ &= c \left[ \lim_{\Delta x \rightarrow 0} \frac{f(x + \Delta x) - f(x)}{\Delta x} \right] && \text{Apply Theorem 1.2.} \\ &= cf'(x) \end{aligned}$$

Informally, the Constant Multiple Rule states that constants can be factored out of the differentiation process, even when the constants appear in the denominator.

$$\begin{aligned} \frac{d}{dx}[cf(x)] &= c \frac{d}{dx}[f(x)] = cf'(x) \\ \frac{d}{dx}\left[\frac{f(x)}{c}\right] &= \frac{d}{dx}\left[\left(\frac{1}{c}\right)f(x)\right] = \left(\frac{1}{c}\right) \frac{d}{dx}[f(x)] = \left(\frac{1}{c}\right)f'(x) \end{aligned}$$

### EXAMPLE 5 Using the Constant Multiple Rule

Function	Derivative
a. $y = 5x^3$	$\frac{dy}{dx} = \frac{d}{dx}[5x^3] = 5 \frac{d}{dx}[x^3] = 5(3)x^2 = 15x^2$
b. $y = \frac{2}{x}$	$\frac{dy}{dx} = \frac{d}{dx}[2x^{-1}] = 2 \frac{d}{dx}[x^{-1}] = 2(-1)x^{-2} = -\frac{2}{x^2}$
c. $f(t) = \frac{4t^2}{5}$	$f'(t) = \frac{d}{dt}\left[\frac{4}{5}t^2\right] = \frac{4}{5} \frac{d}{dt}[t^2] = \frac{4}{5}(2t) = \frac{8}{5}t$
d. $y = 2\sqrt{x}$	$\frac{dy}{dx} = \frac{d}{dx}[2x^{1/2}] = 2\left(\frac{1}{2}x^{-1/2}\right) = x^{-1/2} = \frac{1}{\sqrt{x}}$
e. $y = \frac{1}{2\sqrt[3]{x^2}}$	$\frac{dy}{dx} = \frac{d}{dx}\left[\frac{1}{2}x^{-2/3}\right] = \frac{1}{2}\left(-\frac{2}{3}\right)x^{-5/3} = -\frac{1}{3x^{5/3}}$
f. $y = -\frac{3x}{2}$	$y' = \frac{d}{dx}\left[-\frac{3}{2}x\right] = -\frac{3}{2}(1) = -\frac{3}{2}$

.....►  
**REMARK** Before differentiating functions involving radicals, rewrite the function with rational exponents.

The Constant Multiple Rule and the Power Rule can be combined into one rule. The combination rule is

$$\frac{d}{dx}[cx^n] = cnx^{n-1}.$$

**EXAMPLE 6** Using Parentheses When Differentiating

Original Function	Rewrite	Differentiate	Simplify
a. $y = \frac{5}{2x^3}$	$y = \frac{5}{2}(x^{-3})$	$y' = \frac{5}{2}(-3x^{-4})$	$y' = -\frac{15}{2x^4}$
b. $y = \frac{5}{(2x)^3}$	$y = \frac{5}{8}(x^{-3})$	$y' = \frac{5}{8}(-3x^{-4})$	$y' = -\frac{15}{8x^4}$
c. $y = \frac{7}{3x^{-2}}$	$y = \frac{7}{3}(x^2)$	$y' = \frac{7}{3}(2x)$	$y' = \frac{14x}{3}$
d. $y = \frac{7}{(3x)^{-2}}$	$y = 63(x^2)$	$y' = 63(2x)$	$y' = 126x$

**The Sum and Difference Rules**

**THEOREM 2.5 The Sum and Difference Rules**

The sum (or difference) of two differentiable functions  $f$  and  $g$  is itself differentiable. Moreover, the derivative of  $f + g$  (or  $f - g$ ) is the sum (or difference) of the derivatives of  $f$  and  $g$ .

$$\frac{d}{dx}[f(x) + g(x)] = f'(x) + g'(x) \quad \text{Sum Rule}$$

$$\frac{d}{dx}[f(x) - g(x)] = f'(x) - g'(x) \quad \text{Difference Rule}$$



**Proof** A proof of the Sum Rule follows from Theorem 1.2. (The Difference Rule can be proved in a similar way.)

$$\begin{aligned} \frac{d}{dx}[f(x) + g(x)] &= \lim_{\Delta x \rightarrow 0} \frac{[f(x + \Delta x) + g(x + \Delta x)] - [f(x) + g(x)]}{\Delta x} \\ &= \lim_{\Delta x \rightarrow 0} \frac{f(x + \Delta x) + g(x + \Delta x) - f(x) - g(x)}{\Delta x} \\ &= \lim_{\Delta x \rightarrow 0} \left[ \frac{f(x + \Delta x) - f(x)}{\Delta x} + \frac{g(x + \Delta x) - g(x)}{\Delta x} \right] \\ &= \lim_{\Delta x \rightarrow 0} \frac{f(x + \Delta x) - f(x)}{\Delta x} + \lim_{\Delta x \rightarrow 0} \frac{g(x + \Delta x) - g(x)}{\Delta x} \\ &= f'(x) + g'(x) \end{aligned}$$

The Sum and Difference Rules can be extended to any finite number of functions. For instance, if  $F(x) = f(x) + g(x) - h(x)$ , then  $F'(x) = f'(x) + g'(x) - h'(x)$ .

**REMARK** In Example 7(c), note that before differentiating,

$$\frac{3x^2 - x + 1}{x}$$

was rewritten as

$$3x - 1 + \frac{1}{x}$$

**EXAMPLE 7** Using the Sum and Difference Rules

Function	Derivative
a. $f(x) = x^3 - 4x + 5$	$f'(x) = 3x^2 - 4$
b. $g(x) = -\frac{x^4}{2} + 3x^3 - 2x$	$g'(x) = -2x^3 + 9x^2 - 2$
c. $y = \frac{3x^2 - x + 1}{x} = 3x - 1 + \frac{1}{x}$	$y' = 3 - \frac{1}{x^2} = \frac{3x^2 - 1}{x^2}$

**FOR FURTHER INFORMATION**  
 For the outline of a geometric proof of the derivatives of the sine and cosine functions, see the article “The Spider’s Spacewalk Derivation of  $\sin'$  and  $\cos'$ ” by Tim Hesterberg in *The College Mathematics Journal*. To view this article, go to *MathArticles.com*.

## Derivatives of the Sine and Cosine Functions

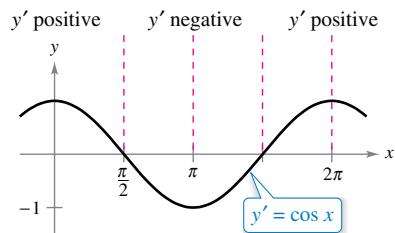
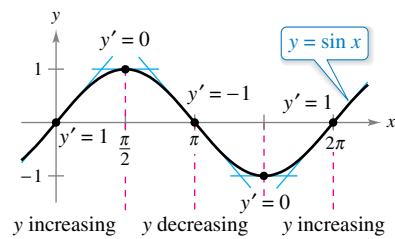
In Section 1.3, you studied the limits

$$\lim_{\Delta x \rightarrow 0} \frac{\sin \Delta x}{\Delta x} = 1 \quad \text{and} \quad \lim_{\Delta x \rightarrow 0} \frac{1 - \cos \Delta x}{\Delta x} = 0.$$

These two limits can be used to prove differentiation rules for the sine and cosine functions. (The derivatives of the other four trigonometric functions are discussed in Section 2.3.)

### THEOREM 2.6 Derivatives of Sine and Cosine Functions

$$\frac{d}{dx} [\sin x] = \cos x \quad \frac{d}{dx} [\cos x] = -\sin x$$



The derivative of the sine function is the cosine function.

Figure 2.18

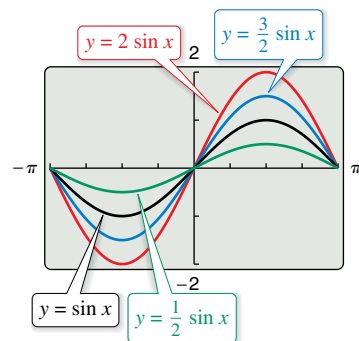
**Proof** Here is a proof of the first rule. (The proof of the second rule is left as an exercise [see Exercise 114].) In the proof, note the use of the trigonometric identity  $\sin(x + \Delta x) = \sin x \cos \Delta x + \cos x \sin \Delta x$ .

$$\begin{aligned} \frac{d}{dx} [\sin x] &= \lim_{\Delta x \rightarrow 0} \frac{\sin(x + \Delta x) - \sin x}{\Delta x} && \text{Definition of derivative} \\ &= \lim_{\Delta x \rightarrow 0} \frac{\sin x \cos \Delta x + \cos x \sin \Delta x - \sin x}{\Delta x} \\ &= \lim_{\Delta x \rightarrow 0} \frac{\cos x \sin \Delta x - (\sin x)(1 - \cos \Delta x)}{\Delta x} \\ &= \lim_{\Delta x \rightarrow 0} \left[ (\cos x) \left( \frac{\sin \Delta x}{\Delta x} \right) - (\sin x) \left( \frac{1 - \cos \Delta x}{\Delta x} \right) \right] \\ &= (\cos x) \left( \lim_{\Delta x \rightarrow 0} \frac{\sin \Delta x}{\Delta x} \right) - (\sin x) \left( \lim_{\Delta x \rightarrow 0} \frac{1 - \cos \Delta x}{\Delta x} \right) \\ &= (\cos x)(1) - (\sin x)(0) \\ &= \cos x \end{aligned}$$

This differentiation rule is shown graphically in Figure 2.18. Note that for each  $x$ , the slope of the sine curve is equal to the value of the cosine.

### EXAMPLE 8 Derivatives Involving Sines and Cosines

•••▶ See *LarsonCalculus.com* for an interactive version of this type of example.



$$\frac{d}{dx} [a \sin x] = a \cos x$$

Figure 2.19

Function	Derivative
a. $y = 2 \sin x$	$y' = 2 \cos x$
b. $y = \frac{\sin x}{2} = \frac{1}{2} \sin x$	$y' = \frac{1}{2} \cos x = \frac{\cos x}{2}$
c. $y = x + \cos x$	$y' = 1 - \sin x$
d. $y = \cos x - \frac{\pi}{3} \sin x$	$y' = -\sin x - \frac{\pi}{3} \cos x$

▶ **TECHNOLOGY** A graphing utility can provide insight into the interpretation of a derivative. For instance, Figure 2.19 shows the graphs of

- $y = a \sin x$
- for  $a = \frac{1}{2}, 1, \frac{3}{2},$  and  $2$ . Estimate the slope of each graph at the point  $(0, 0)$ . Then verify
- your estimates analytically by evaluating the derivative of each function when  $x = 0$ .

## Rates of Change

You have seen how the derivative is used to determine slope. The derivative can also be used to determine the rate of change of one variable with respect to another. Applications involving rates of change, sometimes referred to as instantaneous rates of change, occur in a wide variety of fields. A few examples are population growth rates, production rates, water flow rates, velocity, and acceleration.

A common use for rate of change is to describe the motion of an object moving in a straight line. In such problems, it is customary to use either a horizontal or a vertical line with a designated origin to represent the line of motion. On such lines, movement to the right (or upward) is considered to be in the positive direction, and movement to the left (or downward) is considered to be in the negative direction.

The function  $s$  that gives the position (relative to the origin) of an object as a function of time  $t$  is called a **position function**. If, over a period of time  $\Delta t$ , the object changes its position by the amount

$$\Delta s = s(t + \Delta t) - s(t)$$


then, by the familiar formula

$$\text{Rate} = \frac{\text{distance}}{\text{time}}$$

the **average velocity** is

$$\frac{\text{Change in distance}}{\text{Change in time}} = \frac{\Delta s}{\Delta t} \quad \text{Average velocity}$$

### EXAMPLE 9 Finding Average Velocity of a Falling Object



Time-lapse photograph of a free-falling billiard ball

A billiard ball is dropped from a height of 100 feet. The ball's height  $s$  at time  $t$  is the position function

$$s = -16t^2 + 100 \quad \text{Position function}$$

where  $s$  is measured in feet and  $t$  is measured in seconds. Find the average velocity over each time interval.

- a.  $[1, 2]$     b.  $[1, 1.5]$     c.  $[1, 1.1]$

#### Solution

- a. For the interval  $[1, 2]$ , the object falls from a height of  $s(1) = -16(1)^2 + 100 = 84$  feet to a height of  $s(2) = -16(2)^2 + 100 = 36$  feet. The average velocity is

$$\frac{\Delta s}{\Delta t} = \frac{36 - 84}{2 - 1} = \frac{-48}{1} = -48 \text{ feet per second.}$$

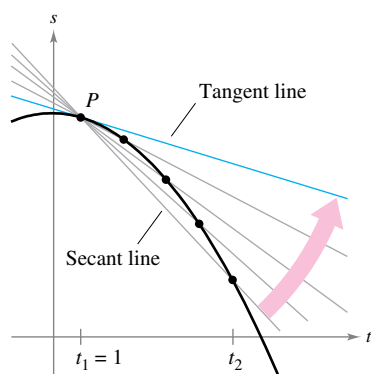
- b. For the interval  $[1, 1.5]$ , the object falls from a height of 84 feet to a height of  $s(1.5) = -16(1.5)^2 + 100 = 64$  feet. The average velocity is

$$\frac{\Delta s}{\Delta t} = \frac{64 - 84}{1.5 - 1} = \frac{-20}{0.5} = -40 \text{ feet per second.}$$

- c. For the interval  $[1, 1.1]$ , the object falls from a height of 84 feet to a height of  $s(1.1) = -16(1.1)^2 + 100 = 80.64$  feet. The average velocity is

$$\frac{\Delta s}{\Delta t} = \frac{80.64 - 84}{1.1 - 1} = \frac{-3.36}{0.1} = -33.6 \text{ feet per second.}$$

Note that the average velocities are *negative*, indicating that the object is moving downward. ■



The average velocity between  $t_1$  and  $t_2$  is the slope of the secant line, and the instantaneous velocity at  $t_1$  is the slope of the tangent line.

Figure 2.20

Suppose that in Example 9, you wanted to find the *instantaneous* velocity (or simply the velocity) of the object when  $t = 1$ . Just as you can approximate the slope of the tangent line by calculating the slope of the secant line, you can approximate the velocity at  $t = 1$  by calculating the average velocity over a small interval  $[1, 1 + \Delta t]$  (see Figure 2.20). By taking the limit as  $\Delta t$  approaches zero, you obtain the velocity when  $t = 1$ . Try doing this—you will find that the velocity when  $t = 1$  is  $-32$  feet per second.

In general, if  $s = s(t)$  is the position function for an object moving along a straight line, then the **velocity** of the object at time  $t$  is

$$v(t) = \lim_{\Delta t \rightarrow 0} \frac{s(t + \Delta t) - s(t)}{\Delta t} = s'(t). \quad \text{Velocity function}$$

In other words, the velocity function is the derivative of the position function. Velocity can be negative, zero, or positive. The **speed** of an object is the absolute value of its velocity. Speed cannot be negative.

The position of a free-falling object (neglecting air resistance) under the influence of gravity can be represented by the equation

$$s(t) = -\frac{1}{2}gt^2 + v_0t + s_0 \quad \text{Position function}$$

where  $s_0$  is the initial height of the object,  $v_0$  is the initial velocity of the object, and  $g$  is the acceleration due to gravity. On Earth, the value of  $g$  is approximately 32 feet per second per second or 9.8 meters per second per second.

### EXAMPLE 10 Using the Derivative to Find Velocity

At time  $t = 0$  seconds, a diver jumps from a platform diving board that is 32 feet above the water (see Figure 2.21). The initial velocity of the diver is 16 feet per second. When does the diver hit the water? What is the diver's velocity at impact?

#### Solution

Begin by writing an equation to represent the position of the diver. Using the position function given above with  $g = 32$  feet per second per second,  $v_0 = 16$  feet per second, and  $s_0 = 32$  feet, you can write

$$\begin{aligned} s(t) &= -\frac{1}{2}(32)t^2 + 16t + 32 \\ &= -16t^2 + 16t + 32. \end{aligned} \quad \text{Position function}$$

To find the time  $t$  when the diver hits the water, let  $s = 0$  and solve for  $t$ .

$$\begin{aligned} -16t^2 + 16t + 32 &= 0 && \text{Set position function equal to 0.} \\ -16(t + 1)(t - 2) &= 0 && \text{Factor.} \\ t &= -1 \text{ or } 2 && \text{Solve for } t. \end{aligned}$$

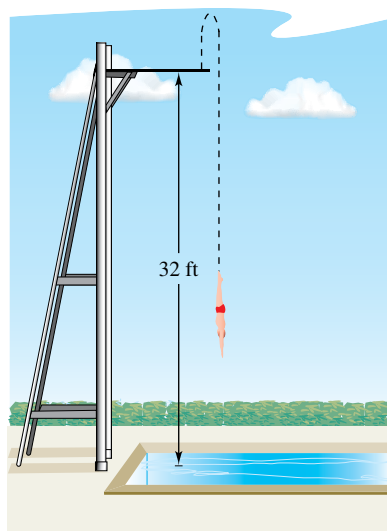
Because  $t \geq 0$ , choose the positive value to conclude that the diver hits the water at  $t = 2$  seconds. The velocity at time  $t$  is given by the derivative

$$s'(t) = -32t + 16. \quad \text{Velocity function}$$

So, the velocity at time  $t = 2$  is

$$s'(2) = -32(2) + 16 = -48 \text{ feet per second.}$$

Notice that the unit for  $s'(t)$  is the unit for  $s$  (feet) divided by the unit for  $t$  (seconds). In general, the unit for  $f'(x)$  is the unit for  $f$  divided by the unit for  $x$ . ■



Velocity is positive when an object is rising and is negative when an object is falling. Notice that the diver moves upward for the first half-second because the velocity is positive for  $0 < t < \frac{1}{2}$ . When the velocity is 0, the diver has reached the maximum height of the dive.

Figure 2.21

## 2.2 Exercises

See [CalcChat.com](http://CalcChat.com) for tutorial help and worked-out solutions to odd-numbered exercises.

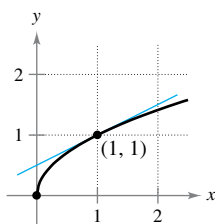
### CONCEPT CHECK

- Constant Rule** What is the derivative of a constant function?
- Finding a Derivative** Explain how to find the derivative of the function  $f(x) = cx^n$ .
- Derivatives of Trigonometric Functions** What are the derivatives of the sine and cosine functions?
- Average Velocity and Velocity** Describe the difference between average velocity and velocity.

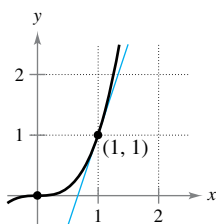


**Estimating Slope** In Exercises 5 and 6, use the graph to estimate the slope of the tangent line to  $y = x^n$  at the point (1, 1). Verify your answer analytically. To print an enlarged copy of the graph, go to [MathGraphs.com](http://MathGraphs.com).

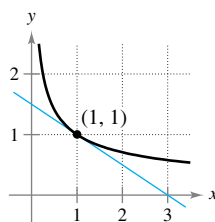
5. (a)  $y = x^{1/2}$



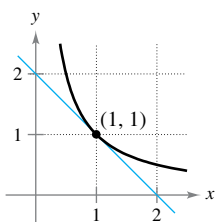
(b)  $y = x^3$



6. (a)  $y = x^{-1/2}$



(b)  $y = x^{-1}$



**Finding a Derivative** In Exercises 7–26, use the rules of differentiation to find the derivative of the function.

- |                                     |                           |
|-------------------------------------|---------------------------|
| 7. $y = 12$                         | 8. $f(x) = -9$            |
| 9. $y = x^7$                        | 10. $y = x^{12}$          |
| 11. $y = \frac{1}{x^5}$             | 12. $y = \frac{3}{x^7}$   |
| 13. $f(x) = \sqrt[2]{x}$            | 14. $g(x) = \sqrt[4]{x}$  |
| 15. $f(x) = x + 11$                 | 16. $g(x) = 6x + 3$       |
| 17. $f(t) = -3t^2 + 2t - 4$         | 18. $y = t^2 - 3t + 1$    |
| 19. $g(x) = x^2 + 4x^3$             | 20. $y = 4x - 3x^3$       |
| 21. $s(t) = t^3 + 5t^2 - 3t + 8$    | 22. $y = 2x^3 + 6x^2 - 1$ |
| 23. $y = \frac{\pi}{2} \sin \theta$ | 24. $g(t) = \pi \cos t$   |
| 25. $y = x^2 - \frac{1}{2} \cos x$  | 26. $y = 7x^4 + 2 \sin x$ |



**Rewriting a Function Before Differentiating** In Exercises 27–30, complete the table to find the derivative of the function.

Original Function	Rewrite	Differentiate	Simplify
27. $y = \frac{2}{7x^4}$			
28. $y = \frac{8}{5x^{-5}}$			
29. $y = \frac{6}{(5x)^3}$			
30. $y = \frac{3}{(2x)^{-2}}$			



**Finding the Slope of a Graph** In Exercises 31–38, find the slope of the graph of the function at the given point. Use the *derivative* feature of a graphing utility to confirm your results.

Function	Point
31. $f(x) = \frac{8}{x^2}$	(2, 2)
32. $f(t) = 2 - \frac{4}{t}$	(4, 1)
33. $f(x) = -\frac{1}{2} + \frac{7}{5}x^3$	(0, $-\frac{1}{2}$ )
34. $y = 2x^4 - 3$	(1, -1)
35. $y = (4x + 1)^2$	(0, 1)
36. $f(x) = 2(x - 4)^2$	(2, 8)
37. $f(\theta) = 4 \sin \theta - \theta$	(0, 0)
38. $g(t) = -2 \cos t + 5$	( $\pi$ , 7)



**Finding a Derivative** In Exercises 39–54, find the derivative of the function.

- |  |   |
|--|---|
| 39. $f(x) = x^2 + 5 - 3x^{-2}$             | 40. $f(x) = x^3 - 2x + 3x^{-3}$               |
| 41. $g(t) = t^2 - \frac{4}{t^3}$           | 42. $f(x) = 8x + \frac{3}{x^2}$               |
| 43. $f(x) = \frac{x^3 - 3x^2 + 4}{x^2}$    | 44. $h(x) = \frac{4x^3 + 2x + 5}{x}$          |
| 45. $g(t) = \frac{3t^2 + 4t - 8}{t^{3/2}}$ | 46. $h(s) = \frac{s^5 + 2s + 6}{s^{1/3}}$     |
| 47. $y = x(x^2 + 1)$                       | 48. $y = x^2(2x^2 - 3x)$                      |
| 49. $f(x) = \sqrt{x} - 6\sqrt[3]{x}$       | 50. $f(t) = t^{2/3} - t^{1/3} + 4$            |
| 51. $f(x) = 6\sqrt{x} + 5 \cos x$          | 52. $f(x) = \frac{2}{\sqrt[3]{x}} + 3 \cos x$ |
| 53. $y = \frac{1}{(3x)^{-2}} - 5 \cos x$   |   |
| 54. $y = \frac{3}{(2x)^3} + 2 \sin x$      |   |





**Finding an Equation of a Tangent Line** In Exercises 55–58, (a) find an equation of the tangent line to the graph of the function at the given point, (b) use a graphing utility to graph the function and its tangent line at the point, and (c) use the *tangent* feature of a graphing utility to confirm your results.

- | Function                             | Point   |
|--------------------------------------|---------|
| 55. $f(x) = -2x^4 + 5x^2 - 3$        | (1, 0)  |
| 56. $y = x^3 - 3x$                   | (2, 2)  |
| 57. $f(x) = \frac{2}{\sqrt[4]{x^3}}$ | (1, 2)  |
| 58. $y = (x - 2)(x^2 + 3x)$          | (1, -4) |



**Horizontal Tangent Line** In Exercises 59–64, determine the point(s) (if any) at which the graph of the function has a horizontal tangent line.

- |   |                   |
|---|-------------------|
| 59. $y = x^4 - 2x^2 + 3$                              | 60. $y = x^3 + x$ |
| 61. $y = \frac{1}{x^2}$                               | 62. $y = x^2 + 9$ |
| 63. $y = x + \sin x, \quad 0 \leq x < 2\pi$           |                   |
| 64. $y = \sqrt{3}x + 2 \cos x, \quad 0 \leq x < 2\pi$ |                   |



**Finding a Value** In Exercises 65–68, find  $k$  such that the line is tangent to the graph of the function.

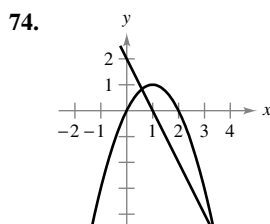
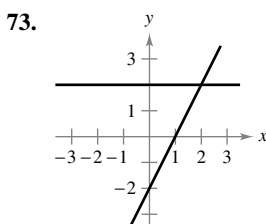
- | Function                 | Line                    |
|--------------------------|-------------------------|
| 65. $f(x) = k - x^2$     | $y = -6x + 1$           |
| 66. $f(x) = kx^2$        | $y = -2x + 3$           |
| 67. $f(x) = \frac{k}{x}$ | $y = -\frac{3}{4}x + 3$ |
| 68. $f(x) = k\sqrt{x}$   | $y = x + 4$             |

**EXPLORING CONCEPTS**

**Exploring a Relationship** In Exercises 69–72, the relationship between  $f$  and  $g$  is given. Explain the relationship between  $f'$  and  $g'$ .

- |                       |                        |
|-----------------------|------------------------|
| 69. $g(x) = f(x) + 6$ | 70. $g(x) = 2f(x)$     |
| 71. $g(x) = -5f(x)$   | 72. $g(x) = 3f(x) - 1$ |

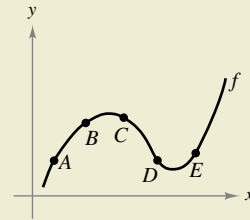
**A Function and Its Derivative** In Exercises 73 and 74, the graphs of a function  $f$  and its derivative  $f'$  are shown on the same set of coordinate axes. Label the graphs as  $f$  or  $f'$  and write a short paragraph stating the criteria you used in making your selection. To print an enlarged copy of the graph, go to [MathGraphs.com](http://MathGraphs.com).



75. **Sketching a Graph** Sketch the graph of a function  $f$  such that  $f' > 0$  for all  $x$  and the rate of change of the function is decreasing.



**76. HOW DO YOU SEE IT?** Use the graph of  $f$  to answer each question. To print an enlarged copy of the graph, go to [MathGraphs.com](http://MathGraphs.com).



- Between which two consecutive points is the average rate of change of the function greatest?
- Is the average rate of change of the function between A and B greater than or less than the instantaneous rate of change at B?
- Sketch a tangent line to the graph between C and D such that the slope of the tangent line is the same as the average rate of change of the function between C and D.

77. **Finding Equations of Tangent Lines** Sketch the graphs of  $y = x^2$  and  $y = -x^2 + 6x - 5$ , and sketch the two lines that are tangent to both graphs. Find equations of these lines.

78. **Tangent Lines** Show that the graphs of the two equations  $y = x$  and  $y = \frac{1}{x}$

have tangent lines that are perpendicular to each other at their point of intersection.

79. **Horizontal Tangent Line** Show that the graph of the function

$$f(x) = 3x + \sin x + 2$$

does not have a horizontal tangent line.

80. **Tangent Line** Show that the graph of the function

$$f(x) = x^5 + 3x^3 + 5x$$

does not have a tangent line with a slope of 3.

**Finding an Equation of a Tangent Line** In Exercises 81 and 82, find an equation of the tangent line to the graph of the function  $f$  through the point  $(x_0, y_0)$  not on the graph. To find the point of tangency  $(x, y)$  on the graph of  $f$ , solve the equation

$$f'(x) = \frac{y_0 - y}{x_0 - x}$$

81.  $f(x) = \sqrt{x}$

$(x_0, y_0) = (-4, 0)$

82.  $f(x) = \frac{2}{x}$

$(x_0, y_0) = (5, 0)$

**83. Linear Approximation** Consider the function  $f(x) = x^{3/2}$  with the solution point (4, 8).

- (a) Use a graphing utility to graph  $f$ . Use the *zoom* feature to obtain successive magnifications of the graph in the neighborhood of the point (4, 8). After zooming in a few times, the graph should appear nearly linear. Use the *trace* feature to determine the coordinates of a point near (4, 8). Find an equation of the secant line  $S(x)$  through the two points.
- (b) Find the equation of the line  $T(x) = f'(4)(x - 4) + f(4)$  tangent to the graph of  $f$  passing through the given point. Why are the linear functions  $S$  and  $T$  nearly the same?
- (c) Use a graphing utility to graph  $f$  and  $T$  on the same set of coordinate axes. Note that  $T$  is a good approximation of  $f$  when  $x$  is close to 4. What happens to the accuracy of the approximation as you move farther away from the point of tangency?
- (d) Demonstrate the conclusion in part (c) by completing the table.

$\Delta x$	-3	-2	-1	-0.5	-0.1	0
$f(4 + \Delta x)$						
$T(4 + \Delta x)$						

$\Delta x$	0.1	0.5	1	2	3
$f(4 + \Delta x)$					
$T(4 + \Delta x)$					

**84. Linear Approximation** Repeat Exercise 83 for the function  $f(x) = x^3$ , where  $T(x)$  is the line tangent to the graph at the point (1, 1). Explain why the accuracy of the linear approximation decreases more rapidly than in Exercise 83.

**True or False?** In Exercises 85–90, determine whether the statement is true or false. If it is false, explain why or give an example that shows it is false.

- 85. If  $f'(x) = g'(x)$ , then  $f(x) = g(x)$ .
- 86. If  $y = x^{a+2} + bx$ , then  $dy/dx = (a + 2)x^{a+1} + b$ .
- 87. If  $y = \pi^2$ , then  $dy/dx = 2\pi$ .
- 88. If  $f(x) = -g(x) + b$ , then  $f'(x) = -g'(x)$ .
- 89. If  $f(x) = 0$ , then  $f'(x)$  is undefined.
- 90. If  $f(x) = \frac{1}{x^n}$ , then  $f'(x) = \frac{1}{nx^{n-1}}$ .



**Finding Rates of Change** In Exercises 91–94, find the average rate of change of the function over the given interval. Compare this average rate of change with the instantaneous rates of change at the endpoints of the interval.

- 91.  $f(t) = 3t + 5$ , [1, 2]
- 92.  $f(t) = t^2 - 7$ , [3, 3.1]
- 93.  $f(x) = \frac{-1}{x}$ , [1, 2]
- 94.  $f(x) = \sin x$ ,  $\left[0, \frac{\pi}{6}\right]$

**Vertical Motion** In Exercises 95 and 96, use the position function  $s(t) = -16t^2 + v_0t + s_0$  for free-falling objects.

- 95. A silver dollar is dropped from the top of a building that is 1362 feet tall.
  - (a) Determine the position and velocity functions for the coin.
  - (b) Determine the average velocity on the interval [1, 2].
  - (c) Find the instantaneous velocities when  $t = 1$  and  $t = 2$ .
  - (d) Find the time required for the coin to reach ground level.
  - (e) Find the velocity of the coin at impact.
- 96. A ball is thrown straight down from the top of a 220-foot building with an initial velocity of  $-22$  feet per second. What is its velocity after 3 seconds? What is its velocity after falling 108 feet?

**Vertical Motion** In Exercises 97 and 98, use the position function  $s(t) = -4.9t^2 + v_0t + s_0$  for free-falling objects.

- 97. A projectile is shot upward from the surface of Earth with an initial velocity of 120 meters per second. What is its velocity after 5 seconds? After 10 seconds?
- 98. A rock is dropped from the edge of a cliff that is 214 meters above water.
  - (a) Determine the position and velocity functions for the rock.
  - (b) Determine the average velocity on the interval [2, 5].
  - (c) Find the instantaneous velocities when  $t = 2$  and  $t = 5$ .
  - (d) Find the time required for the rock to reach the surface of the water.
  - (e) Find the velocity of the rock at impact.

**99. Think About It** The graph of the position function (see figure) represents the distance in miles that a person drives during a 10-minute trip to work. Make a sketch of the corresponding velocity function.

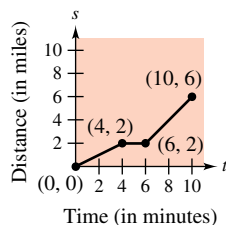


Figure for 99

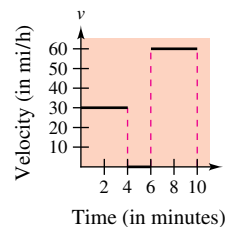
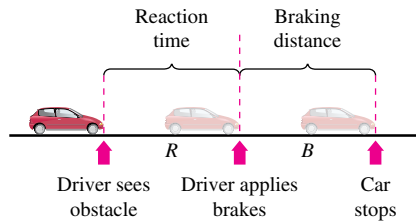


Figure for 100

- 100. **Think About It** The graph of the velocity function (see figure) represents the velocity in miles per hour during a 10-minute trip to work. Make a sketch of the corresponding position function.
- 101. **Volume** The volume of a cube with sides of length  $s$  is given by  $V = s^3$ . Find the rate of change of the volume with respect to  $s$  when  $s = 6$  centimeters.
- 102. **Area** The area of a square with sides of length  $s$  is given by  $A = s^2$ . Find the rate of change of the area with respect to  $s$  when  $s = 6$  meters.

**103. Modeling Data**

The stopping distance of an automobile, on dry, level pavement, traveling at a speed  $v$  (in kilometers per hour) is the distance  $R$  (in meters) the car travels during the reaction time of the driver plus the distance  $B$  (in meters) the car travels after the brakes are applied (see figure). The table shows the results of an experiment.



Speed, $v$	20	40	60	80	100
Reaction Time Distance, $R$	8.3	16.7	25.0	33.3	41.7
Braking Time Distance, $B$	2.3	9.0	20.2	35.8	55.9

- (a) Use the regression capabilities of a graphing utility to find a linear model for reaction time distance  $R$ .
- (b) Use the regression capabilities of a graphing utility to find a quadratic model for braking time distance  $B$ .
- (c) Determine the polynomial giving the total stopping distance  $T$ .
- (d) Use a graphing utility to graph the functions  $R$ ,  $B$ , and  $T$  in the same viewing window.
- (e) Find the derivative of  $T$  and the rates of change of the total stopping distance for  $v = 40$ ,  $v = 80$ , and  $v = 100$ .
- (f) Use the results of this exercise to draw conclusions about the total stopping distance as speed increases.



**104. Fuel Cost** A car is driven 15,000 miles a year and gets  $x$  miles per gallon. Assume that the average fuel cost is \$3.48 per gallon. Find the annual cost of fuel  $C$  as a function of  $x$  and use this function to complete the table.

$x$	10	15	20	25	30	35	40
$C$							
$dC/dx$							

Who would benefit more from a one-mile-per-gallon increase in fuel efficiency—the driver of a car that gets 15 miles per gallon or the driver of a car that gets 35 miles per gallon? Explain.

Tumar/Shutterstock.com

**105. Velocity** Verify that the average velocity over the time interval  $[t_0 - \Delta t, t_0 + \Delta t]$  is the same as the instantaneous velocity at  $t = t_0$  for the position function

$$s(t) = -\frac{1}{2}at^2 + c.$$

**106. Inventory Management** The annual inventory cost  $C$  for a manufacturer is

$$C = \frac{1,008,000}{Q} + 6.3Q$$

where  $Q$  is the order size when the inventory is replenished. Find the change in annual cost when  $Q$  is increased from 350 to 351 and compare this with the instantaneous rate of change when  $Q = 350$ .

**107. Finding an Equation of a Parabola** Find an equation of the parabola  $y = ax^2 + bx + c$  that passes through  $(0, 1)$  and is tangent to the line  $y = x - 1$  at  $(1, 0)$ .

**108. Proof** Let  $(a, b)$  be an arbitrary point on the graph of  $y = 1/x, x > 0$ . Prove that the area of the triangle formed by the tangent line through  $(a, b)$  and the coordinate axes is 2.

**109. Tangent Line** Find the equation(s) of the tangent line(s) to the graph of the curve  $y = x^3 - 9x$  through the point  $(1, -9)$  not on the graph.

**110. Tangent Line** Find the equation(s) of the tangent line(s) to the graph of the parabola  $y = x^2$  through the given point not on the graph.

- (a)  $(0, a)$     (b)  $(a, 0)$

Are there any restrictions on the constant  $a$ ?

**Making a Function Differentiable** In Exercises 111 and 112, find  $a$  and  $b$  such that  $f$  is differentiable everywhere.

**111.**  $f(x) = \begin{cases} ax^3, & x \leq 2 \\ x^2 + b, & x > 2 \end{cases}$

**112.**  $f(x) = \begin{cases} \cos x, & x < 0 \\ ax + b, & x \geq 0 \end{cases}$

**113. Determining Differentiability** Where are the functions  $f_1(x) = |\sin x|$  and  $f_2(x) = \sin |x|$  differentiable?

**114. Proof** Prove that  $\frac{d}{dx}[\cos x] = -\sin x$ .

**FOR FURTHER INFORMATION** For a geometric interpretation of the derivatives of trigonometric functions, see the article “Sines and Cosines of the Times” by Victor J. Katz in *Math Horizons*. To view this article, go to [MathArticles.com](http://MathArticles.com).

**PUTNAM EXAM CHALLENGE**

**115.** Find all differentiable functions  $f: \mathbb{R} \rightarrow \mathbb{R}$  such that

$$f'(x) = \frac{f(x+n) - f(x)}{n}$$

for all real numbers  $x$  and all positive integers  $n$ .

This problem was composed by the Committee on the Putnam Prize Competition. © The Mathematical Association of America. All rights reserved.

## 2.3 Product and Quotient Rules and Higher-Order Derivatives

- Find the derivative of a function using the Product Rule.
- Find the derivative of a function using the Quotient Rule.
- Find the derivative of a trigonometric function.
- Find a higher-order derivative of a function.

### The Product Rule

In Section 2.2, you learned that the derivative of the sum of two functions is simply the sum of their derivatives. The rules for the derivatives of the product and quotient of two functions are not as simple.


.....▶  
 • **REMARK** A version of the Product Rule that some people prefer is

$$\frac{d}{dx}[f(x)g(x)] = f'(x)g(x) + f(x)g'(x).$$

The advantage of this form is that it generalizes easily to products of three or more factors.

**THEOREM 2.7 The Product Rule**

The product of two differentiable functions  $f$  and  $g$  is itself differentiable. Moreover, the derivative of  $fg$  is the first function times the derivative of the second, plus the second function times the derivative of the first.

$$\frac{d}{dx}[f(x)g(x)] = f(x)g'(x) + g(x)f'(x)$$


**Proof** Some mathematical proofs, such as the proof of the Sum Rule, are straightforward. Others involve clever steps that may appear unmotivated to a reader. This proof involves such a step—**subtracting and adding the same quantity**—which is shown in color.

$$\begin{aligned} \frac{d}{dx}[f(x)g(x)] &= \lim_{\Delta x \rightarrow 0} \frac{f(x + \Delta x)g(x + \Delta x) - f(x)g(x)}{\Delta x} \\ &= \lim_{\Delta x \rightarrow 0} \frac{f(x + \Delta x)g(x + \Delta x) - f(x + \Delta x)g(x) + f(x + \Delta x)g(x) - f(x)g(x)}{\Delta x} \\ &= \lim_{\Delta x \rightarrow 0} \left[ f(x + \Delta x) \frac{g(x + \Delta x) - g(x)}{\Delta x} + g(x) \frac{f(x + \Delta x) - f(x)}{\Delta x} \right] \\ &= \lim_{\Delta x \rightarrow 0} \left[ f(x + \Delta x) \frac{g(x + \Delta x) - g(x)}{\Delta x} \right] + \lim_{\Delta x \rightarrow 0} \left[ g(x) \frac{f(x + \Delta x) - f(x)}{\Delta x} \right] \\ &= \lim_{\Delta x \rightarrow 0} f(x + \Delta x) \cdot \lim_{\Delta x \rightarrow 0} \frac{g(x + \Delta x) - g(x)}{\Delta x} + \lim_{\Delta x \rightarrow 0} g(x) \cdot \lim_{\Delta x \rightarrow 0} \frac{f(x + \Delta x) - f(x)}{\Delta x} \\ &= f(x)g'(x) + g(x)f'(x) \end{aligned}$$

Note that  $\lim_{\Delta x \rightarrow 0} f(x + \Delta x) = f(x)$  because  $f$  is given to be differentiable and therefore is continuous. ■

.....▶  
 • **REMARK** The proof of the Product Rule for products of more than two factors is left as an exercise (see Exercise 137).

The Product Rule can be extended to cover products involving more than two factors. For example, if  $f$ ,  $g$ , and  $h$  are differentiable functions of  $x$ , then

$$\frac{d}{dx}[f(x)g(x)h(x)] = f'(x)g(x)h(x) + f(x)g'(x)h(x) + f(x)g(x)h'(x).$$

So, the derivative of  $y = x^2 \sin x \cos x$  is

$$\begin{aligned} \frac{dy}{dx} &= 2x \sin x \cos x + x^2 \cos x \cos x + x^2(\sin x)(-\sin x) \\ &= 2x \sin x \cos x + x^2(\cos^2 x - \sin^2 x). \end{aligned}$$

**THE PRODUCT RULE**

When Leibniz originally wrote a formula for the Product Rule, he was motivated by the expression

$$(x + dx)(y + dy) - xy$$

from which he subtracted  $dx dy$  (as being negligible) and obtained the differential form  $x dy + y dx$ . This derivation resulted in the traditional form of the Product Rule. (Source: *The History of Mathematics* by David M. Burton)

The derivative of a product of two functions is not (in general) given by the product of the derivatives of the two functions. To see this, try comparing the product of the derivatives of

$$f(x) = 3x - 2x^2$$

and

$$g(x) = 5 + 4x$$

with the derivative in Example 1.

**EXAMPLE 1 Using the Product Rule**

Find the derivative of  $h(x) = (3x - 2x^2)(5 + 4x)$ .

**Solution**

$$\begin{aligned} h'(x) &= \overbrace{(3x - 2x^2)}^{\text{First}} \overbrace{\frac{d}{dx}[5 + 4x]}^{\text{Derivative of second}} + \overbrace{(5 + 4x)}^{\text{Second}} \overbrace{\frac{d}{dx}[3x - 2x^2]}^{\text{Derivative of first}} && \text{Apply Product Rule.} \\ &= (3x - 2x^2)(4) + (5 + 4x)(3 - 4x) \\ &= (12x - 8x^2) + (15 - 8x - 16x^2) \\ &= -24x^2 + 4x + 15 \end{aligned}$$

In Example 1, you have the option of finding the derivative with or without the Product Rule. To find the derivative without the Product Rule, you can write

$$\begin{aligned} D_x[(3x - 2x^2)(5 + 4x)] &= D_x[-8x^3 + 2x^2 + 15x] \\ &= -24x^2 + 4x + 15. \end{aligned}$$

In the next example, you must use the Product Rule.

**EXAMPLE 2 Using the Product Rule**

Find the derivative of  $y = 3x^2 \sin x$ .

**Solution**

$$\begin{aligned} \frac{d}{dx}[3x^2 \sin x] &= 3x^2 \frac{d}{dx}[\sin x] + \sin x \frac{d}{dx}[3x^2] && \text{Apply Product Rule.} \\ &= 3x^2 \cos x + (\sin x)(6x) \\ &= 3x^2 \cos x + 6x \sin x \\ &= 3x(x \cos x + 2 \sin x) \end{aligned}$$

- **REMARK** In Example 3, notice that you use the Product Rule when both factors of the product are variable, and you use the Constant Multiple Rule when one of the factors is a constant.



**EXAMPLE 3 Using the Product Rule**

Find the derivative of  $y = 2x \cos x - 2 \sin x$ .

**Solution**

$$\begin{aligned} \frac{dy}{dx} &= \overbrace{(2x) \left( \frac{d}{dx}[\cos x] \right)}^{\text{Product Rule}} + \overbrace{(\cos x) \left( \frac{d}{dx}[2x] \right)}^{\text{Constant Multiple Rule}} - 2 \frac{d}{dx}[\sin x] \\ &= (2x)(-\sin x) + (\cos x)(2) - 2(\cos x) \\ &= -2x \sin x \end{aligned}$$

## The Quotient Rule

### THEOREM 2.8 The Quotient Rule

The quotient  $f/g$  of two differentiable functions  $f$  and  $g$  is itself differentiable at all values of  $x$  for which  $g(x) \neq 0$ . Moreover, the derivative of  $f/g$  is given by the denominator times the derivative of the numerator minus the numerator times the derivative of the denominator, all divided by the square of the denominator.



$$\frac{d}{dx} \left[ \frac{f(x)}{g(x)} \right] = \frac{g(x)f'(x) - f(x)g'(x)}{[g(x)]^2}, \quad g(x) \neq 0$$

**REMARK** From the Quotient Rule, you can see that the derivative of a quotient is not (in general) the quotient of the derivatives.

**Proof** As with the proof of Theorem 2.7, the key to this proof is **subtracting and adding the same quantity**—which is shown in color.

$$\begin{aligned} \frac{d}{dx} \left[ \frac{f(x)}{g(x)} \right] &= \lim_{\Delta x \rightarrow 0} \frac{\frac{f(x + \Delta x)}{g(x + \Delta x)} - \frac{f(x)}{g(x)}}{\Delta x} && \text{Definition of derivative} \\ &= \lim_{\Delta x \rightarrow 0} \frac{g(x)f(x + \Delta x) - f(x)g(x + \Delta x)}{\Delta x g(x)g(x + \Delta x)} \\ &= \lim_{\Delta x \rightarrow 0} \frac{g(x)f(x + \Delta x) - f(x)g(x) + f(x)g(x) - f(x)g(x + \Delta x)}{\Delta x g(x)g(x + \Delta x)} \\ &= \frac{\lim_{\Delta x \rightarrow 0} \frac{g(x)[f(x + \Delta x) - f(x)]}{\Delta x} - \lim_{\Delta x \rightarrow 0} \frac{f(x)[g(x + \Delta x) - g(x)]}{\Delta x}}{\lim_{\Delta x \rightarrow 0} [g(x)g(x + \Delta x)]} \\ &= \frac{g(x) \left[ \lim_{\Delta x \rightarrow 0} \frac{f(x + \Delta x) - f(x)}{\Delta x} \right] - f(x) \left[ \lim_{\Delta x \rightarrow 0} \frac{g(x + \Delta x) - g(x)}{\Delta x} \right]}{\lim_{\Delta x \rightarrow 0} [g(x)g(x + \Delta x)]} \\ &= \frac{g(x)f'(x) - f(x)g'(x)}{[g(x)]^2} \end{aligned}$$

Note that  $\lim_{\Delta x \rightarrow 0} g(x + \Delta x) = g(x)$  because  $g$  is given to be differentiable and therefore is continuous.

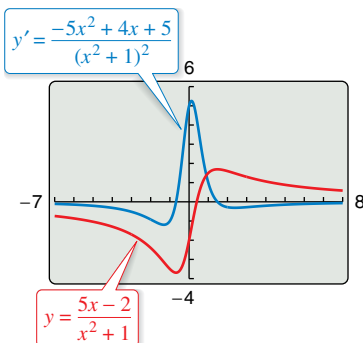
### EXAMPLE 4 Using the Quotient Rule

Find the derivative of  $y = \frac{5x - 2}{x^2 + 1}$ .

**Solution**

$$\begin{aligned} \frac{d}{dx} \left[ \frac{5x - 2}{x^2 + 1} \right] &= \frac{(x^2 + 1) \frac{d}{dx} [5x - 2] - (5x - 2) \frac{d}{dx} [x^2 + 1]}{(x^2 + 1)^2} && \text{Apply Quotient Rule.} \\ &= \frac{(x^2 + 1)(5) - (5x - 2)(2x)}{(x^2 + 1)^2} \\ &= \frac{(5x^2 + 5) - (10x^2 - 4x)}{(x^2 + 1)^2} \\ &= \frac{-5x^2 + 4x + 5}{(x^2 + 1)^2} \end{aligned}$$

**TECHNOLOGY** A graphing utility can be used to compare the graph of a function with the graph of its derivative. For instance, in Figure 2.22, the graph of the function in Example 4 appears to have two points that have horizontal tangent lines. What are the values of  $y'$  at these two points?



Graphical comparison of a function and its derivative  
**Figure 2.22**

Note the use of parentheses in Example 4. A liberal use of parentheses is recommended for *all* types of differentiation problems. For instance, with the Quotient Rule, it is a good idea to enclose all factors and derivatives in parentheses and to pay special attention to the subtraction required in the numerator.

When differentiation rules were introduced in the preceding section, the need for rewriting *before* differentiating was emphasized. The next example illustrates this point with the Quotient Rule.

**EXAMPLE 5** Rewriting Before Differentiating

Find an equation of the tangent line to the graph of  $f(x) = \frac{3 - (1/x)}{x + 5}$  at  $(-1, 1)$ .

**Solution** Begin by rewriting the function.

$$\begin{aligned}
 f(x) &= \frac{3 - (1/x)}{x + 5} && \text{Write original function.} \\
 &= \frac{x\left(3 - \frac{1}{x}\right)}{x(x + 5)} && \text{Multiply numerator and denominator by } x. \\
 &= \frac{3x - 1}{x^2 + 5x} && \text{Rewrite.}
 \end{aligned}$$

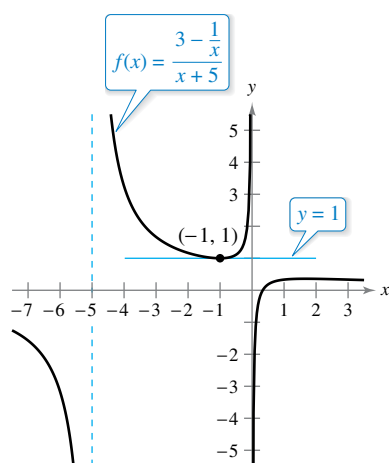
Next, apply the Quotient Rule.

$$\begin{aligned}
 f'(x) &= \frac{(x^2 + 5x)(3) - (3x - 1)(2x + 5)}{(x^2 + 5x)^2} && \text{Quotient Rule} \\
 &= \frac{(3x^2 + 15x) - (6x^2 + 13x - 5)}{(x^2 + 5x)^2} \\
 &= \frac{-3x^2 + 2x + 5}{(x^2 + 5x)^2} && \text{Simplify.}
 \end{aligned}$$

To find the slope at  $(-1, 1)$ , evaluate  $f'(-1)$ .

$$f'(-1) = 0 \quad \text{Slope of graph at } (-1, 1)$$

Then, using the point-slope form of the equation of a line, you can determine that the equation of the tangent line at  $(-1, 1)$  is  $y = 1$ . See Figure 2.23.



The line  $y = 1$  is tangent to the graph of  $f$  at the point  $(-1, 1)$ .

Figure 2.23

Not every quotient needs to be differentiated by the Quotient Rule. For instance, each quotient in the next example can be considered as the product of a constant times a function of  $x$ . In such cases, it is more convenient to use the Constant Multiple Rule.



**EXAMPLE 6** Using the Constant Multiple Rule

**REMARK** To see the benefit of using the Constant Multiple Rule for some quotients, try using the Quotient Rule to differentiate the functions in Example 6. You should obtain the same results but with more work.

Original Function	Rewrite	Differentiate	Simplify
a. $y = \frac{x^2 + 3x}{6}$	$y = \frac{1}{6}(x^2 + 3x)$	$y' = \frac{1}{6}(2x + 3)$	$y' = \frac{2x + 3}{6}$
b. $y = \frac{5x^4}{8}$	$y = \frac{5}{8}x^4$	$y' = \frac{5}{8}(4x^3)$	$y' = \frac{5}{2}x^3$
c. $y = \frac{-3(3x - 2x^2)}{7x}$	$y = -\frac{3}{7}(3 - 2x)$	$y' = -\frac{3}{7}(-2)$	$y' = \frac{6}{7}$
d. $y = \frac{9}{5x^2}$	$y = \frac{9}{5}(x^{-2})$	$y' = \frac{9}{5}(-2x^{-3})$	$y' = -\frac{18}{5x^3}$

In Section 2.2, the Power Rule was proved only for the case in which the exponent  $n$  is a positive integer greater than 1. The next example extends the proof to include negative integer exponents.

**EXAMPLE 7** Power Rule: Negative Integer Exponents

If  $n$  is a negative integer, then there exists a positive integer  $k$  such that  $n = -k$ . So, by the Quotient Rule, you can write

$$\begin{aligned} \frac{d}{dx}[x^n] &= \frac{d}{dx}\left[\frac{1}{x^k}\right] \\ &= \frac{x^k(0) - (1)(kx^{k-1})}{(x^k)^2} && \text{Quotient Rule and Power Rule} \\ &= \frac{0 - kx^{k-1}}{x^{2k}} \\ &= -kx^{-k-1} \\ &= nx^{n-1}. && n = -k \end{aligned}$$

So, the Power Rule


$$\frac{d}{dx}[x^n] = nx^{n-1} \quad \text{Power Rule}$$

is valid for any integer  $n$ . In Exercise 73 in Section 2.5, you are asked to prove the case for which  $n$  is any rational number. ■

**Derivatives of Trigonometric Functions**

Knowing the derivatives of the sine and cosine functions, you can use the Quotient Rule to find the derivatives of the four remaining trigonometric functions.

**THEOREM 2.9 Derivatives of Trigonometric Functions**

$\frac{d}{dx}[\tan x] = \sec^2 x$	$\frac{d}{dx}[\cot x] = -\csc^2 x$	
$\frac{d}{dx}[\sec x] = \sec x \tan x$	$\frac{d}{dx}[\csc x] = -\csc x \cot x$	

.....▶

**REMARK** In the proof of Theorem 2.9, note the use of the trigonometric identities

$$\sin^2 x + \cos^2 x = 1$$

and

$$\sec x = \frac{1}{\cos x}.$$

These trigonometric identities and others are listed in Section P.4 and on the formula cards for this text.

**Proof** Considering  $\tan x = (\sin x)/(\cos x)$  and applying the Quotient Rule, you obtain

$$\begin{aligned} \frac{d}{dx}[\tan x] &= \frac{d}{dx}\left[\frac{\sin x}{\cos x}\right] \\ &= \frac{(\cos x)(\cos x) - (\sin x)(-\sin x)}{\cos^2 x} && \text{Apply Quotient Rule.} \\ &= \frac{\cos^2 x + \sin^2 x}{\cos^2 x} \\ &= \frac{1}{\cos^2 x} \\ &= \sec^2 x. \end{aligned}$$

The proofs of the other three parts of the theorem are left as an exercise (see Exercise 87). ■



**EXAMPLE 8** Differentiating Trigonometric Functions

•••▶ See [LarsonCalculus.com](http://LarsonCalculus.com) for an interactive version of this type of example.

Function	Derivative
a. $y = x - \tan x$	$\frac{dy}{dx} = 1 - \sec^2 x$
b. $y = x \sec x$	$y' = x(\sec x \tan x) + (\sec x)(1)$ $= (\sec x)(1 + x \tan x)$

**EXAMPLE 9** Different Forms of a Derivative

**REMARK** Because of trigonometric identities, the derivative of a trigonometric function can take many forms. This presents a challenge when you are trying to match your answers to those given in the back of the text.

Differentiate both forms of

$$y = \frac{1 - \cos x}{\sin x} = \csc x - \cot x.$$

**Solution**

**First form:**  $y = \frac{1 - \cos x}{\sin x}$

$$\begin{aligned} y' &= \frac{(\sin x)(\sin x) - (1 - \cos x)(\cos x)}{\sin^2 x} \\ &= \frac{\sin^2 x - \cos x + \cos^2 x}{\sin^2 x} \\ &= \frac{1 - \cos x}{\sin^2 x} \end{aligned}$$

$$\sin^2 x + \cos^2 x = 1$$

**Second form:**  $y = \csc x - \cot x$   
 $y' = -\csc x \cot x + \csc^2 x$

To show that the two derivatives are equal, you can write

$$\begin{aligned} \frac{1 - \cos x}{\sin^2 x} &= \frac{1}{\sin^2 x} - \frac{\cos x}{\sin^2 x} \\ &= \frac{1}{\sin^2 x} - \left(\frac{1}{\sin x}\right)\left(\frac{\cos x}{\sin x}\right) \\ &= \csc^2 x - \csc x \cot x. \end{aligned}$$

The summary below shows that much of the work in obtaining a simplified form of a derivative occurs *after* differentiating. Note that two characteristics of a simplified form are the absence of negative exponents and the combining of like terms.

	$f'(x)$ After Differentiating	$f'(x)$ After Simplifying
Example 1	$(3x - 2x^2)(4) + (5 + 4x)(3 - 4x)$	$-24x^2 + 4x + 15$
Example 3	$(2x)(-\sin x) + (\cos x)(2) - 2(\cos x)$	$-2x \sin x$
Example 4	$\frac{(x^2 + 1)(5) - (5x - 2)(2x)}{(x^2 + 1)^2}$	$\frac{-5x^2 + 4x + 5}{(x^2 + 1)^2}$
Example 5	$\frac{(x^2 + 5x)(3) - (3x - 1)(2x + 5)}{(x^2 + 5x)^2}$	$\frac{-3x^2 + 2x + 5}{(x^2 + 5x)^2}$
Example 9	$\frac{(\sin x)(\sin x) - (1 - \cos x)(\cos x)}{\sin^2 x}$	$\frac{1 - \cos x}{\sin^2 x}$

## Higher-Order Derivatives

Just as you can obtain a velocity function by differentiating a position function, you can obtain an **acceleration** function by differentiating a velocity function. Another way of looking at this is that you can obtain an acceleration function by differentiating a position function *twice*.

$$\begin{aligned} s(t) & \text{ Position function} \\ v(t) = s'(t) & \text{ Velocity function} \\ a(t) = v'(t) = s''(t) & \text{ Acceleration function} \end{aligned}$$

The function  $a(t)$  is the **second derivative** of  $s(t)$  and is denoted by  $s''(t)$ .

The second derivative is an example of a **higher-order derivative**. You can define derivatives of any positive integer order. For instance, the **third derivative** is the derivative of the second derivative. Higher-order derivatives are denoted as shown below.

$$\begin{aligned} \text{First derivative: } & y', \quad f'(x), \quad \frac{dy}{dx}, \quad \frac{d}{dx}[f(x)], \quad D_x[y] \\ \text{Second derivative: } & y'', \quad f''(x), \quad \frac{d^2y}{dx^2}, \quad \frac{d^2}{dx^2}[f(x)], \quad D_x^2[y] \\ \text{Third derivative: } & y''', \quad f'''(x), \quad \frac{d^3y}{dx^3}, \quad \frac{d^3}{dx^3}[f(x)], \quad D_x^3[y] \\ \text{Fourth derivative: } & y^{(4)}, \quad f^{(4)}(x), \quad \frac{d^4y}{dx^4}, \quad \frac{d^4}{dx^4}[f(x)], \quad D_x^4[y] \\ & \vdots \\ \text{nth derivative: } & y^{(n)}, \quad f^{(n)}(x), \quad \frac{d^ny}{dx^n}, \quad \frac{d^n}{dx^n}[f(x)], \quad D_x^n[y] \end{aligned}$$

..... ► **REMARK** The second derivative of a function is the derivative of the first derivative of the function.



The moon's mass is  $7.349 \times 10^{22}$  kilograms, and Earth's mass is  $5.976 \times 10^{24}$  kilograms. The moon's radius is 1737 kilometers, and Earth's radius is 6378 kilometers. Because the gravitational force on the surface of a planet is directly proportional to its mass and inversely proportional to the square of its radius, the ratio of the gravitational force on Earth to the gravitational force on the moon is

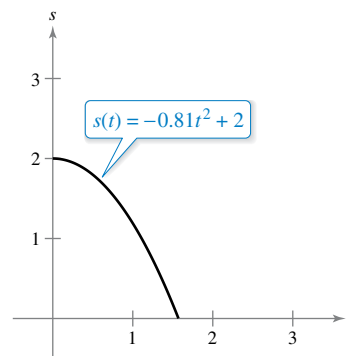
$$\frac{(5.976 \times 10^{24})/6378^2}{(7.349 \times 10^{22})/1737^2} \approx 6.0.$$

### EXAMPLE 10 Finding the Acceleration Due to Gravity

Because the moon has no atmosphere, a falling object on the moon encounters no air resistance. In 1971, astronaut David Scott demonstrated that a feather and a hammer fall at the same rate on the moon. The position function for each of these falling objects is

$$s(t) = -0.81t^2 + 2$$

where  $s(t)$  is the height in meters and  $t$  is the time in seconds, as shown in the figure at the right. What is the ratio of Earth's gravitational force to the moon's?



**Solution** To find the acceleration, differentiate the position function twice.

$$\begin{aligned} s(t) = -0.81t^2 + 2 & \text{ Position function} \\ s'(t) = -1.62t & \text{ Velocity function} \\ s''(t) = -1.62 & \text{ Acceleration function} \end{aligned}$$

Because  $s''(t) = -g$ , the acceleration due to gravity on the moon is  $g = 1.62$  meters per second per second. The acceleration due to gravity on Earth is 9.8 meters per second per second, so the ratio of Earth's gravitational force to the moon's is

$$\frac{\text{Earth's gravitational force}}{\text{Moon's gravitational force}} = \frac{9.8}{1.62} \approx 6.0.$$

NASA

## 2.3 Exercises

See [CalcChat.com](http://CalcChat.com) for tutorial help and worked-out solutions to odd-numbered exercises.

### CONCEPT CHECK

- Product Rule** Describe the Product Rule in your own words.
- Quotient Rule** Describe the Quotient Rule in your own words.
- Trigonometric Functions** What are the derivatives of  $\tan x$ ,  $\cot x$ ,  $\sec x$ , and  $\csc x$ ?
- Higher-Order Derivative** What is a higher-order derivative?



**Using the Product Rule** In Exercises 5–10, use the Product Rule to find the derivative of the function.

- $g(x) = (2x - 3)(1 - 5x)$
- $y = (3x - 4)(x^3 + 5)$
- $h(t) = \sqrt{t}(1 - t^2)$
- $g(s) = \sqrt{s}(s^2 + 8)$
- $f(x) = x^3 \cos x$
- $g(x) = \sqrt{x} \sin x$



**Using the Quotient Rule** In Exercises 11–16, use the Quotient Rule to find the derivative of the function.

- $f(x) = \frac{x}{x-5}$
- $g(t) = \frac{3t^2 - 1}{2t + 5}$
- $h(x) = \frac{\sqrt{x}}{x^3 + 1}$
- $f(x) = \frac{x^2}{2\sqrt{x} + 1}$
- $g(x) = \frac{\sin x}{x^2}$
- $f(t) = \frac{\cos t}{t^3}$



**Finding and Evaluating a Derivative** In Exercises 17–22, find  $f'(x)$  and  $f'(c)$ .

Function	Value of $c$
17. $f(x) = (x^3 + 4x)(3x^2 + 2x - 5)$	$c = 0$
18. $f(x) = (2x^2 - 3x)(9x + 4)$	$c = -1$
19. $f(x) = \frac{x^2 - 4}{x - 3}$	$c = 1$
20. $f(x) = \frac{x - 4}{x + 4}$	$c = 3$
21. $f(x) = x \cos x$	$c = \frac{\pi}{4}$
22. $f(x) = \frac{\sin x}{x}$	$c = \frac{\pi}{6}$



**Using the Constant Multiple Rule** In Exercises 23–28, complete the table to find the derivative of the function without using the Quotient Rule.

Function	Rewrite	Differentiate	Simplify
23. $y = \frac{x^3 + 6x}{3}$			

Function	Rewrite	Differentiate	Simplify
24. $y = \frac{5x^2 - 3}{4}$			
25. $y = \frac{6}{7x^2}$			
26. $y = \frac{10}{3x^3}$			
27. $y = \frac{4x^{3/2}}{x}$			
28. $y = \frac{2x}{x^{1/3}}$			

**Finding a Derivative** In Exercises 29–40, find the derivative of the algebraic function.

- $f(x) = \frac{4 - 3x - x^2}{x^2 - 1}$
- $f(x) = \frac{x^2 + 5x + 6}{x^2 - 4}$
- $f(x) = x\left(1 - \frac{4}{x+3}\right)$
- $f(x) = x^4\left(1 - \frac{2}{x+1}\right)$
- $f(x) = \frac{3x - 1}{\sqrt{x}}$
- $f(x) = \frac{2 - \frac{1}{x}}{x - 3}$
- $g(s) = s^3\left(5 - \frac{s}{s+2}\right)$
- $g(x) = x^2\left(\frac{2}{x} - \frac{1}{x+1}\right)$
- $f(x) = (2x^3 + 5x)(x - 3)(x + 2)$
- $f(x) = (x^3 - x)(x^2 + 2)(x^2 + x - 1)$
- $f(x) = x^2(1 - \frac{2}{x+1})$
- $h(x) = \frac{\frac{1}{x^2} + 5x}{x + 1}$
- $f(x) = x^4\left(1 - \frac{2}{x+1}\right)$
- $f(x) = \sqrt[3]{x}(\sqrt{x} + 3)$
- $g(x) = x^2\left(\frac{2}{x} - \frac{1}{x+1}\right)$



**Finding a Derivative of a Trigonometric Function** In Exercises 41–56, find the derivative of the trigonometric function.

- $f(t) = t^2 \sin t$
- $f(\theta) = (\theta + 1) \cos \theta$
- $f(t) = \frac{\cos t}{t}$
- $f(x) = \frac{\sin x}{x^3}$
- $f(x) = -x + \tan x$
- $y = x + \cot x$
- $g(t) = \sqrt[4]{t} + 6 \csc t$
- $h(x) = \frac{1}{x} - 12 \sec x$
- $y = \frac{3(1 - \sin x)}{2 \cos x}$
- $y = \frac{\sec x}{x}$
- $y = -\csc x - \sin x$
- $y = x \sin x + \cos x$
- $f(x) = x^2 \tan x$
- $f(x) = \sin x \cos x$
- $y = 2x \sin x + x^2 \cos x$
- $h(\theta) = 5\theta \sec \theta + \theta \tan \theta$




**Finding a Derivative Using Technology** In Exercises 57 and 58, use a computer algebra system to find the derivative of the function.

- $g(x) = \left(\frac{x+1}{x+2}\right)(2x-5)$
- $f(x) = \frac{\cos x}{1 - \sin x}$

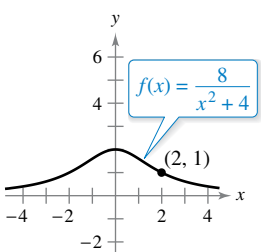
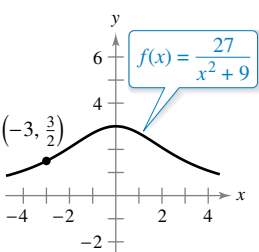
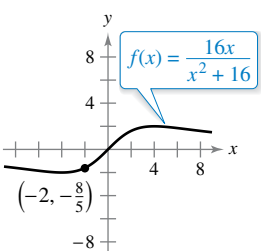
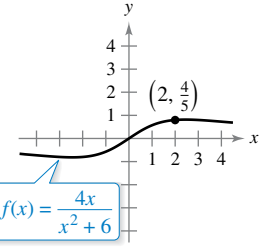
**Finding the Slope of a Graph** In Exercises 59–62, find the slope of the graph of the function at the given point. Use the derivative feature of a graphing utility to confirm your results.


- | Function                                | Point                   |
|---|-------------------------|
| 59. $y = \frac{1 + \csc x}{1 - \csc x}$ | $(\frac{\pi}{6}, -3)$   |
| 60. $f(x) = \tan x \cot x$              | $(1, 1)$                |
| 61. $h(t) = \frac{\sec t}{t}$           | $(\pi, -\frac{1}{\pi})$ |
| 62. $f(x) = (\sin x)(\sin x + \cos x)$  | $(\frac{\pi}{4}, 1)$    |

 **Finding an Equation of a Tangent Line** In Exercises 63–68, (a) find an equation of the tangent line to the graph of  $f$  at the given point, (b) use a graphing utility to graph the function and its tangent line at the point, and (c) use the tangent feature of a graphing utility to confirm your results.

- |  |   |
|--|---|
| 63. $f(x) = (x^3 + 4x - 1)(x - 2)$ , $(1, -4)$ |   |
| 64. $f(x) = (x - 2)(x^2 + 4)$ , $(1, -5)$      |   |
| 65. $f(x) = \frac{x}{x + 4}$ , $(-5, 5)$       | 66. $f(x) = \frac{x + 3}{x - 3}$ , $(4, 7)$ |
| 67. $f(x) = \tan x$ , $(\frac{\pi}{4}, 1)$     | 68. $f(x) = \sec x$ , $(\frac{\pi}{3}, 2)$  |

**Famous Curves** In Exercises 69–72, find an equation of the tangent line to the graph at the given point. (The graphs in Exercises 69 and 70 are called *Witches of Agnesi*. The graphs in Exercises 71 and 72 are called *serpentes*.)

- |   |   |
|---|---|
| 69.  | 70.  |
| 71.  | 72.  |

 **Horizontal Tangent Line** In Exercises 73–76, determine the point(s) at which the graph of the function has a horizontal tangent line.

- |                                 |                                    |
|---------------------------------|------------------------------------|
| 73. $f(x) = \frac{2x - 1}{x^2}$ | 74. $f(x) = \frac{x^2}{x^2 + 1}$   |
| 75. $f(x) = \frac{x^2}{x - 1}$  | 76. $f(x) = \frac{x - 4}{x^2 - 7}$ |

77. **Tangent Lines** Find equations of the tangent lines to the graph of  $f(x) = (x + 1)/(x - 1)$  that are parallel to the line  $2y + x = 6$ . Then graph the function and the tangent lines.

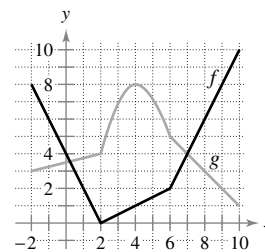
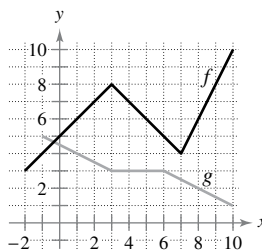
78. **Tangent Lines** Find equations of the tangent lines to the graph of  $f(x) = x/(x - 1)$  that pass through the point  $(-1, 5)$ . Then graph the function and the tangent lines.

**Exploring a Relationship** In Exercises 79 and 80, verify that  $f'(x) = g'(x)$  and explain the relationship between  $f$  and  $g$ .

- |   |
|---|
| 79. $f(x) = \frac{3x}{x + 2}$ , $g(x) = \frac{5x + 4}{x + 2}$       |
| 80. $f(x) = \frac{\sin x - 3x}{x}$ , $g(x) = \frac{\sin x + 2x}{x}$ |

**Finding Derivatives** In Exercises 81 and 82, use the graphs of  $f$  and  $g$ . Let  $p(x) = f(x)g(x)$  and  $q(x) = f(x)/g(x)$ .

- |                        |                        |
|------------------------|------------------------|
| 81. (a) Find $p'(1)$ . | 82. (a) Find $p'(4)$ . |
| (b) Find $q'(4)$ .     | (b) Find $q'(7)$ .     |



83. **Area** The length of a rectangle is given by  $6t + 5$  and its height is  $\sqrt{t}$ , where  $t$  is time in seconds and the dimensions are in centimeters. Find the rate of change of the area with respect to time.

84. **Volume** The radius of a right circular cylinder is given by  $\sqrt{t + 2}$  and its height is  $\frac{1}{2}\sqrt{t}$ , where  $t$  is time in seconds and the dimensions are in inches. Find the rate of change of the volume with respect to time.

85. **Inventory Replenishment** The ordering and transportation cost  $C$  for the components used in manufacturing a product is

$$C = 100\left(\frac{200}{x^2} + \frac{x}{x + 30}\right), \quad x \geq 1$$

where  $C$  is measured in thousands of dollars and  $x$  is the order size in hundreds. Find the rate of change of  $C$  with respect to  $x$  when (a)  $x = 10$ , (b)  $x = 15$ , and (c)  $x = 20$ . What do these rates of change imply about increasing order size?

86. **Population Growth** A population of 500 bacteria is introduced into a culture and grows in number according to the equation

$$P(t) = 500\left(1 + \frac{4t}{50 + t^2}\right)$$

where  $t$  is measured in hours. Find the rate at which the population is growing when  $t = 2$ .

87. **Proof** Prove each differentiation rule.

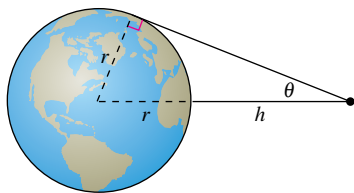
- (a)  $\frac{d}{dx}[\sec x] = \sec x \tan x$
- (b)  $\frac{d}{dx}[\csc x] = -\csc x \cot x$
- (c)  $\frac{d}{dx}[\cot x] = -\csc^2 x$

88. **Rate of Change** Determine whether there exist any values of  $x$  in the interval  $[0, 2\pi)$  such that the rate of change of  $f(x) = \sec x$  and the rate of change of  $g(x) = \csc x$  are equal.

89. **Modeling Data** The table shows the national health care expenditures  $h$  (in billions of dollars) in the United States and the population  $p$  (in millions) of the United States for the years 2008 through 2013. The year is represented by  $t$ , with  $t = 8$  corresponding to 2008. (Source: U.S. Centers for Medicare & Medicaid Services and U.S. Census Bureau)

Year, $t$	8	9	10	11	12	13
$h$	2414	2506	2604	2705	2817	2919
$p$	304	307	309	311	313	315

- (a) Use a graphing utility to find linear models for the health care expenditures  $h(t)$  and the population  $p(t)$ .
  - (b) Use a graphing utility to graph  $h(t)$  and  $p(t)$ .
  - (c) Find  $A = h(t)/p(t)$ , then graph  $A$  using a graphing utility. What does this function represent?
  - (d) Find and interpret  $A'(t)$  in the context of the problem.
90. **Satellites** When satellites observe Earth, they can scan only part of Earth's surface. Some satellites have sensors that can measure the angle  $\theta$  shown in the figure. Let  $h$  represent the satellite's distance from Earth's surface, and let  $r$  represent Earth's radius.



- (a) Show that  $h = r(\csc \theta - 1)$ .
- (b) Find the rate at which  $h$  is changing with respect to  $\theta$  when  $\theta = 30^\circ$ . (Assume  $r = 4000$  miles.)



**Finding a Second Derivative** In Exercises 91–100, find the second derivative of the function.

- 91.  $f(x) = x^2 + 7x - 4$
- 92.  $f(x) = 4x^5 - 2x^3 + 5x^2$
- 93.  $f(x) = 4x^{3/2}$
- 94.  $f(x) = x^2 + 3x^{-3}$
- 95.  $f(x) = \frac{x}{x-1}$
- 96.  $f(x) = \frac{x^2 + 3x}{x-4}$
- 97.  $f(x) = x \sin x$
- 98.  $f(x) = x \cos x$
- 99.  $f(x) = \csc x$
- 100.  $f(x) = \sec x$



**Finding a Higher-Order Derivative** In Exercises 101–104, find the given higher-order derivative.

- 101.  $f'(x) = x^3 - x^{2/5}$ ,  $f^{(3)}(x)$
- 102.  $f^{(3)}(x) = \sqrt[5]{x^4}$ ,  $f^{(4)}(x)$
- 103.  $f''(x) = -\sin x$ ,  $f^{(8)}(x)$
- 104.  $f^{(4)}(t) = t \cos t$ ,  $f^{(5)}(t)$

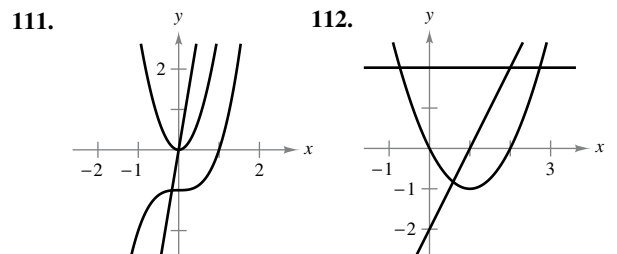
**Using Relationships** In Exercises 105–108, use the given information to find  $f'(2)$ .

- $g(2) = 3$  and  $g'(2) = -2$
- $h(2) = -1$  and  $h'(2) = 4$
- 105.  $f(x) = 2g(x) + h(x)$
- 106.  $f(x) = 4 - h(x)$
- 107.  $f(x) = \frac{g(x)}{h(x)}$
- 108.  $f(x) = g(x)h(x)$

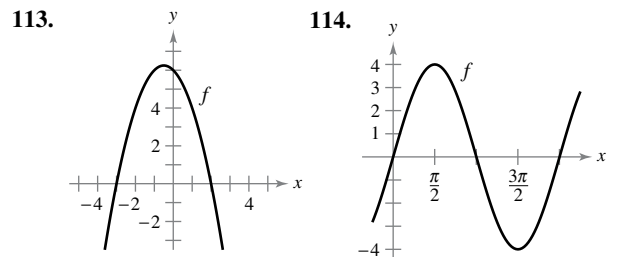
**EXPLORING CONCEPTS**

- 109. **Higher-Order Derivatives** Polynomials of what degree satisfy  $f^{(n)} = 0$ ? Explain your reasoning.
- 110. **Differentiation of Piecewise Functions** Describe how you would differentiate a piecewise function. Use your approach to find the first and second derivatives of  $f(x) = x|x|$ . Explain why  $f''(0)$  does not exist.

**Identifying Graphs** In Exercises 111 and 112, the graphs of  $f$ ,  $f'$ , and  $f''$  are shown on the same set of coordinate axes. Identify each graph. Explain your reasoning. To print an enlarged copy of the graph, go to [MathGraphs.com](http://MathGraphs.com).



**Sketching Graphs** In Exercises 113 and 114, the graph of  $f$  is shown. Sketch the graphs of  $f'$  and  $f''$ . To print an enlarged copy of the graph, go to [MathGraphs.com](http://MathGraphs.com).



**115. Sketching a Graph** Sketch the graph of a differentiable function  $f$  such that  $f(2) = 0$ ,  $f' < 0$  for  $-\infty < x < 2$ , and  $f' > 0$  for  $2 < x < \infty$ . Explain how you found your answer.

**116. Sketching a Graph** Sketch the graph of a differentiable function  $f$  such that  $f > 0$  and  $f' < 0$  for all real numbers  $x$ . Explain how you found your answer.

**117. Acceleration** The velocity of an object is

$$v(t) = 36 - t^2, \quad 0 \leq t \leq 6$$

where  $v$  is measured in meters per second and  $t$  is the time in seconds. Find the velocity and acceleration of the object when  $t = 3$ . What can be said about the speed of the object when the velocity and acceleration have opposite signs?

**118. Acceleration** The velocity of an automobile starting from rest is

$$v(t) = \frac{100t}{2t + 15}$$

where  $v$  is measured in feet per second and  $t$  is the time in seconds. Find the acceleration at (a) 5 seconds, (b) 10 seconds, and (c) 20 seconds.

**119. Stopping Distance** A car is traveling at a rate of 66 feet per second (45 miles per hour) when the brakes are applied. The position function for the car is  $s(t) = -8.25t^2 + 66t$ , where  $s$  is measured in feet and  $t$  is measured in seconds. Use this function to complete the table and find the average velocity during each time interval.

$t$	0	1	2	3	4
$s(t)$					
$v(t)$					
$a(t)$					

**Finding a Pattern** In Exercises 121 and 122, develop a general rule for  $f^{(n)}(x)$  given  $f(x)$ .

121.  $f(x) = x^n$                       122.  $f(x) = \frac{1}{x}$

**123. Finding a Pattern** Consider the function  $f(x) = g(x)h(x)$ .

(a) Use the Product Rule to generate rules for finding  $f''(x)$ ,  $f'''(x)$ , and  $f^{(4)}(x)$ .

(b) Use the results of part (a) to write a general rule for  $f^{(n)}(x)$ .

**124. Finding a Pattern** Develop a general rule for the  $n$ th derivative of  $xf(x)$ , where  $f$  is a differentiable function of  $x$ .

**Finding a Pattern** In Exercises 125 and 126, find the derivatives of the function  $f$  for  $n = 1, 2, 3$ , and 4. Use the results to write a general rule for  $f^{(n)}(x)$  in terms of  $n$ .

125.  $f(x) = x^n \sin x$                       126.  $f(x) = \frac{\cos x}{x^n}$

**Differential Equations** In Exercises 127–130, verify that the function satisfies the differential equation. (A differential equation in  $x$  and  $y$  is an equation that involves  $x$ ,  $y$ , and derivatives of  $y$ .)

Function	Differential Equation
127. $y = \frac{1}{x}, x > 0$	$x^3y'' + 2x^2y' = 0$
128. $y = 2x^3 - 6x + 10$	$-y''' - xy'' - 2y' = -24x^2$
129. $y = 2 \sin x + 3$	$y'' + y = 3$
130. $y = 3 \cos x + \sin x$	$y'' + y = 0$

**True or False?** In Exercises 131–136, determine whether the statement is true or false. If it is false, explain why or give an example that shows it is false.

- 131. If  $y = f(x)g(x)$ , then  $\frac{dy}{dx} = f'(x)g'(x)$ .
- 132. If  $y = (x + 1)(x + 2)(x + 3)(x + 4)$ , then  $\frac{d^5y}{dx^5} = 0$ .
- 133. If  $f'(c)$  and  $g'(c)$  are zero and  $h(x) = f(x)g(x)$ , then  $h'(c) = 0$ .
- 134. If the position function of an object is linear, then its acceleration is zero.
- 135. The second derivative represents the rate of change of the first derivative.
- 136. The function  $f(x) = \sin x + c$  satisfies  $f^{(n)} = f^{(n+4)}$  for all integers  $n \geq 1$ .

**137. Proof** Use the Product Rule twice to prove that if  $f, g$ , and  $h$  are differentiable functions of  $x$ , then

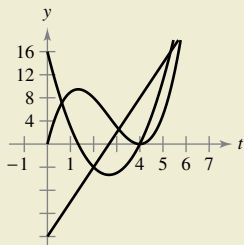
$$\frac{d}{dx} [f(x)g(x)h(x)] = f'(x)g(x)h(x) + f(x)g'(x)h(x) + f(x)g(x)h'(x).$$

**138. Think About It** Let  $f$  and  $g$  be functions whose first and second derivatives exist on an interval  $I$ . Which of the following formulas is (are) true?

(a)  $fg'' - f''g = (fg' - f'g)'$       (b)  $fg'' + f''g = (fg)''$



**120. HOW DO YOU SEE IT?** The figure shows the graphs of the position, velocity, and acceleration functions of a particle.



- (a) Copy the graphs of the functions shown. Identify each graph. Explain your reasoning. To print an enlarged copy of the graph, go to [MathGraphs.com](http://MathGraphs.com).
- (b) On your sketch, identify when the particle speeds up and when it slows down. Explain your reasoning.

## 2.4 The Chain Rule

- Find the derivative of a composite function using the Chain Rule.
- Find the derivative of a function using the General Power Rule.
- Simplify the derivative of a function using algebra.
- Find the derivative of a trigonometric function using the Chain Rule.

### The Chain Rule

This text has yet to discuss one of the most powerful differentiation rules—the **Chain Rule**. This rule deals with composite functions and adds a surprising versatility to the rules discussed in the two previous sections. For example, compare the functions shown below. Those on the left can be differentiated without the Chain Rule, and those on the right are best differentiated with the Chain Rule.

#### Without the Chain Rule

$$y = x^2 + 1$$

$$y = \sin x$$

$$y = 3x + 2$$

$$y = x + \tan x$$

#### With the Chain Rule

$$y = \sqrt{x^2 + 1}$$

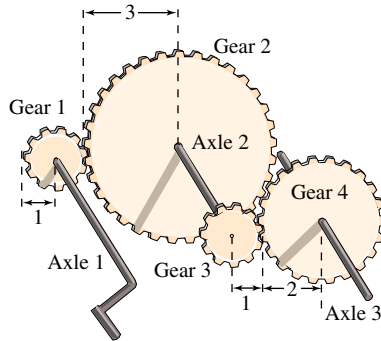
$$y = \sin 6x$$

$$y = (3x + 2)^5$$

$$y = x + \tan x^2$$

Basically, the Chain Rule states that if  $y$  changes  $dy/du$  times as fast as  $u$ , and  $u$  changes  $du/dx$  times as fast as  $x$ , then  $y$  changes  $(dy/du)(du/dx)$  times as fast as  $x$ .

### EXAMPLE 1 The Derivative of a Composite Function



Axle 1:  $y$  revolutions per minute

Axle 2:  $u$  revolutions per minute

Axle 3:  $x$  revolutions per minute

Figure 2.24

A set of gears is constructed, as shown in Figure 2.24, such that the second and third gears are on the same axle. As the first axle revolves, it drives the second axle, which in turn drives the third axle. Let  $y$ ,  $u$ , and  $x$  represent the numbers of revolutions per minute of the first, second, and third axles, respectively. Find  $dy/du$ ,  $du/dx$ , and  $dy/dx$ , and show that

$$\frac{dy}{dx} = \frac{dy}{du} \cdot \frac{du}{dx}$$

**Solution** Because the circumference of the second gear is three times that of the first, the first axle must make three revolutions to turn the second axle once. Similarly, the second axle must make two revolutions to turn the third axle once, and you can write

$$\frac{dy}{du} = 3 \quad \text{and} \quad \frac{du}{dx} = 2.$$

Combining these two results, you know that the first axle must make six revolutions to turn the third axle once. So, you can write

$$\begin{aligned} \frac{dy}{dx} &= \begin{array}{l} \text{Rate of change of first axle} \\ \text{with respect to second axle} \end{array} \cdot \begin{array}{l} \text{Rate of change of second axle} \\ \text{with respect to third axle} \end{array} \\ &= \frac{dy}{du} \cdot \frac{du}{dx} \\ &= 3 \cdot 2 \\ &= 6 \\ &= \begin{array}{l} \text{Rate of change of first axle} \\ \text{with respect to third axle} \end{array} \end{aligned}$$

In other words, the rate of change of  $y$  with respect to  $x$  is the product of the rate of change of  $y$  with respect to  $u$  and the rate of change of  $u$  with respect to  $x$ . ■

**Exploration**

**Using the Chain Rule** Each of the following functions can be differentiated using rules that you studied in Sections 2.2 and 2.3. For each function, find the derivative using those rules. Then find the derivative using the Chain Rule. Compare your results. Which method is simpler?

- a.  $y = \frac{2}{3x + 1}$
- b.  $y = (x + 2)^3$
- c.  $y = \sin 2x$

Example 1 illustrates a simple case of the Chain Rule. The general rule is stated in the next theorem.

**THEOREM 2.10 The Chain Rule**

If  $y = f(u)$  is a differentiable function of  $u$  and  $u = g(x)$  is a differentiable function of  $x$ , then  $y = f(g(x))$  is a differentiable function of  $x$  and

$$\frac{dy}{dx} = \frac{dy}{du} \cdot \frac{du}{dx}$$

or, equivalently,

$$\frac{d}{dx}[f(g(x))] = f'(g(x))g'(x).$$



**Proof** Let  $h(x) = f(g(x))$ . Then, using the alternative form of the derivative, you need to show that, for  $x = c$ ,

$$h'(c) = f'(g(c))g'(c).$$

An important consideration in this proof is the behavior of  $g$  as  $x$  approaches  $c$ . A problem occurs when there are values of  $x$ , other than  $c$ , such that

$$g(x) = g(c).$$

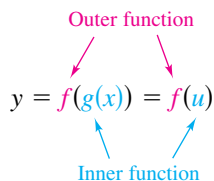
Appendix A shows how to use the differentiability of  $f$  and  $g$  to overcome this problem. For now, assume that  $g(x) \neq g(c)$  for values of  $x$  other than  $c$ . In the proofs of the Product Rule and the Quotient Rule, the same quantity was added and subtracted to obtain the desired form. This proof uses a similar technique—multiplying and dividing by the same (nonzero) quantity. Note that because  $g$  is differentiable, it is also continuous, and it follows that  $g(x)$  approaches  $g(c)$  as  $x$  approaches  $c$ .



**REMARK** The alternative limit form of the derivative was given at the end of Section 2.1.

$$\begin{aligned} h'(c) &= \lim_{x \rightarrow c} \frac{f(g(x)) - f(g(c))}{x - c} && \text{Alternative form of derivative} \\ &= \lim_{x \rightarrow c} \left[ \frac{f(g(x)) - f(g(c))}{x - c} \cdot \frac{g(x) - g(c)}{g(x) - g(c)} \right], \quad g(x) \neq g(c) \\ &= \lim_{x \rightarrow c} \left[ \frac{f(g(x)) - f(g(c))}{g(x) - g(c)} \cdot \frac{g(x) - g(c)}{x - c} \right] \\ &= \left[ \lim_{x \rightarrow c} \frac{f(g(x)) - f(g(c))}{g(x) - g(c)} \right] \left[ \lim_{x \rightarrow c} \frac{g(x) - g(c)}{x - c} \right] \\ &= f'(g(c))g'(c) \end{aligned}$$

When applying the Chain Rule, it is helpful to think of the composite function  $f \circ g$  as having two parts—an inner part and an outer part.



The derivative of  $y = f(u)$  is the derivative of the outer function (at the inner function  $u$ ) times the derivative of the inner function.

$$y' = f'(u) \cdot u'$$



**EXAMPLE 2** Decomposition of a Composite Function

	$y = f(g(x))$	$u = g(x)$	$y = f(u)$
a.	$y = \frac{1}{x+1}$	$u = x+1$	$y = \frac{1}{u}$
b.	$y = \sin 2x$	$u = 2x$	$y = \sin u$
c.	$y = \sqrt{3x^2 - x + 1}$	$u = 3x^2 - x + 1$	$y = \sqrt{u}$
d.	$y = \tan^2 x$	$u = \tan x$	$y = u^2$

**EXAMPLE 3** Using the Chain Rule

Find  $dy/dx$  for

$$y = (x^2 + 1)^3.$$

**Solution** For this function, you can consider the inside function to be  $u = x^2 + 1$  and the outer function to be  $y = u^3$ . By the Chain Rule, you obtain

$$\frac{dy}{dx} = 3(x^2 + 1)^2(2x) = 6x(x^2 + 1)^2.$$

$\underbrace{\hspace{1.5cm}}_{\frac{dy}{du}} \quad \underbrace{\hspace{1.5cm}}_{\frac{du}{dx}}$

••••• **REMARK** You could also solve the problem in Example 3 without using the Chain Rule by observing that

$$y = x^6 + 3x^4 + 3x^2 + 1$$

and

$$y' = 6x^5 + 12x^3 + 6x.$$

Verify that this is the same as the derivative in Example 3. Which method would you use to find

$$\frac{d}{dx}[(x^2 + 1)^{50}]?$$

**The General Power Rule**

The function in Example 3 is an example of one of the most common types of composite functions,  $y = [u(x)]^n$ . The rule for differentiating such functions is called the **General Power Rule**, and it is a special case of the Chain Rule.

**THEOREM 2.11 The General Power Rule**

If  $y = [u(x)]^n$ , where  $u$  is a differentiable function of  $x$  and  $n$  is a rational number, then

$$\frac{dy}{dx} = n[u(x)]^{n-1} \frac{du}{dx}$$

or, equivalently,

$$\frac{d}{dx}[u^n] = nu^{n-1}u'.$$



**Proof** Because  $y = [u(x)]^n = u^n$ , you apply the Chain Rule to obtain

$$\begin{aligned} \frac{dy}{dx} &= \left(\frac{dy}{du}\right)\left(\frac{du}{dx}\right) \\ &= \frac{d}{du}[u^n] \frac{du}{dx}. \end{aligned}$$

By the (Simple) Power Rule in Section 2.2, you have  $D_u[u^n] = nu^{n-1}$ , and it follows that

$$\frac{dy}{dx} = nu^{n-1} \frac{du}{dx}.$$

**EXAMPLE 4** Applying the General Power Rule

Find the derivative of  $f(x) = (3x - 2x^2)^3$ .

**Solution** Let  $u = 3x - 2x^2$ . Then

$$f(x) = (3x - 2x^2)^3 = u^3$$

and, by the General Power Rule, the derivative is

$$\begin{aligned} f'(x) &= 3(3x - 2x^2)^2 \frac{d}{dx}[3x - 2x^2] && \text{Apply General Power Rule.} \\ &= 3(3x - 2x^2)^2(3 - 4x). && \text{Differentiate } 3x - 2x^2. \end{aligned}$$

**EXAMPLE 5** Differentiating Functions Involving Radicals

Find all points on the graph of

$$f(x) = \sqrt[3]{(x^2 - 1)^2}$$

for which  $f'(x) = 0$  and those for which  $f'(x)$  does not exist.

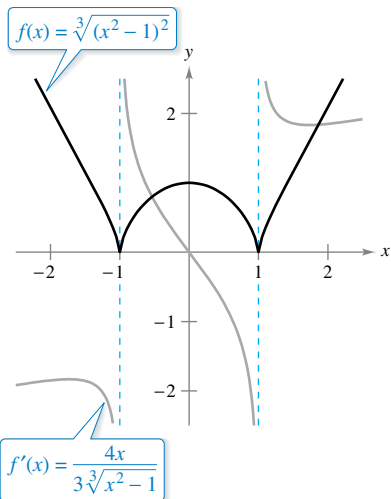
**Solution** Begin by rewriting the function as

$$f(x) = (x^2 - 1)^{2/3}.$$

Then, applying the General Power Rule (with  $u = x^2 - 1$ ) produces

$$\begin{aligned} f'(x) &= \frac{2}{3}(x^2 - 1)^{-1/3}(2x) && \text{Apply General Power Rule.} \\ &= \frac{4x}{3\sqrt[3]{x^2 - 1}}. && \text{Write in radical form.} \end{aligned}$$

So,  $f'(x) = 0$  when  $x = 0$ , and  $f'(x)$  does not exist when  $x = \pm 1$ , as shown in Figure 2.25.



The derivative of  $f$  is 0 at  $x = 0$  and is undefined at  $x = \pm 1$ .

**Figure 2.25**

**EXAMPLE 6** Differentiating Quotients: Constant Numerators

Differentiate the function

$$g(t) = \frac{-7}{(2t - 3)^2}.$$

**Solution** Begin by rewriting the function as

$$g(t) = -7(2t - 3)^{-2}.$$

Then, applying the General Power Rule (with  $u = 2t - 3$ ) produces

$$\begin{aligned} g'(t) &= (-7)(-2)(2t - 3)^{-3}(2) && \text{Apply General Power Rule.} \\ &= 28(2t - 3)^{-3} && \text{Simplify.} \\ &= \frac{28}{(2t - 3)^3}. && \text{Write with positive exponent.} \end{aligned}$$

**REMARK** Try differentiating the function in Example 6 using the Quotient Rule. You should obtain the same result, but using the Quotient Rule is less efficient than using the General Power Rule.

## Simplifying Derivatives

The next three examples demonstrate techniques for simplifying the “raw derivatives” of functions involving products, quotients, and composites.

### EXAMPLE 7 Simplifying by Factoring Out the Least Powers

Find the derivative of  $f(x) = x^2\sqrt{1-x^2}$ .

**Solution**

$$\begin{aligned}
 f(x) &= x^2\sqrt{1-x^2} && \text{Write original function.} \\
 &= x^2(1-x^2)^{1/2} && \text{Rewrite.} \\
 f'(x) &= x^2 \frac{d}{dx} [(1-x^2)^{1/2}] + (1-x^2)^{1/2} \frac{d}{dx} [x^2] && \text{Product Rule} \\
 &= x^2 \left[ \frac{1}{2} (1-x^2)^{-1/2} (-2x) \right] + (1-x^2)^{1/2} (2x) && \text{General Power Rule} \\
 &= -x^3(1-x^2)^{-1/2} + 2x(1-x^2)^{1/2} && \text{Simplify.} \\
 &= x(1-x^2)^{-1/2} [-x^2(1) + 2(1-x^2)] && \text{Factor.} \\
 &= \frac{x(2-3x^2)}{\sqrt{1-x^2}} && \text{Simplify.}
 \end{aligned}$$

### EXAMPLE 8 Simplifying the Derivative of a Quotient

▶ **TECHNOLOGY** Symbolic differentiation utilities are capable of differentiating very complicated functions. Often, however, the result is given in unsimplified form. If you have access to such a utility, use it to find the derivatives of the functions given in Examples 7, 8, and 9. Then compare the results with those given in these examples.

$$\begin{aligned}
 f(x) &= \frac{x}{\sqrt[3]{x^2+4}} && \text{Original function} \\
 &= \frac{x}{(x^2+4)^{1/3}} && \text{Rewrite.} \\
 f'(x) &= \frac{(x^2+4)^{1/3}(1) - x(1/3)(x^2+4)^{-2/3}(2x)}{(x^2+4)^{2/3}} && \text{Quotient Rule} \\
 &= \frac{1}{3} (x^2+4)^{-2/3} \left[ \frac{3(x^2+4) - (2x^2)(1)}{(x^2+4)^{2/3}} \right] && \text{Factor.} \\
 &= \frac{x^2+12}{3(x^2+4)^{4/3}} && \text{Simplify.}
 \end{aligned}$$

### EXAMPLE 9 Simplifying the Derivative of a Power

•••▶ See [LarsonCalculus.com](http://LarsonCalculus.com) for an interactive version of this type of example.

$$\begin{aligned}
 y &= \left( \frac{3x-1}{x^2+3} \right)^2 && \text{Original function} \\
 & \quad \quad \quad \begin{array}{c} n \\ | \\ \underbrace{\quad \quad \quad}_{u^{n-1}} \quad \underbrace{\quad \quad \quad}_{u'} \end{array} \\
 y' &= 2 \left( \frac{3x-1}{x^2+3} \right) \frac{d}{dx} \left[ \frac{3x-1}{x^2+3} \right] && \text{General Power Rule} \\
 &= \left[ \frac{2(3x-1)}{x^2+3} \right] \left[ \frac{(x^2+3)(3) - (3x-1)(2x)}{(x^2+3)^2} \right] && \text{Quotient Rule} \\
 &= \frac{2(3x-1)(3x^2+9-6x^2+2x)}{(x^2+3)^3} && \text{Multiply.} \\
 &= \frac{2(3x-1)(-3x^2+2x+9)}{(x^2+3)^3} && \text{Simplify.}
 \end{aligned}$$

## Trigonometric Functions and the Chain Rule

The “Chain Rule versions” of the derivatives of the six trigonometric functions are shown below.

$$\begin{aligned}\frac{d}{dx}[\sin u] &= (\cos u)u' & \frac{d}{dx}[\cos u] &= -(\sin u)u' \\ \frac{d}{dx}[\tan u] &= (\sec^2 u)u' & \frac{d}{dx}[\cot u] &= -(\csc^2 u)u' \\ \frac{d}{dx}[\sec u] &= (\sec u \tan u)u' & \frac{d}{dx}[\csc u] &= -(\csc u \cot u)u'\end{aligned}$$

### EXAMPLE 10 The Chain Rule and Trigonometric Functions

$$\begin{aligned}\text{a. } y &= \sin 2x & y' &= \cos 2x \frac{d}{dx}[2x] = (\cos 2x)(2) = 2 \cos 2x \\ \text{b. } y &= \cos(x-1) & y' &= -\sin(x-1) \frac{d}{dx}[x-1] = -\sin(x-1) \\ \text{c. } y &= \tan 3x & y' &= \sec^2 3x \frac{d}{dx}[3x] = (\sec^2 3x)(3) = 3 \sec^2(3x)\end{aligned}$$

Be sure you understand the mathematical conventions regarding parentheses and trigonometric functions. For instance, in Example 10(a),  $\sin 2x$  is written to mean  $\sin(2x)$ .

### EXAMPLE 11 Parentheses and Trigonometric Functions

$$\begin{aligned}\text{a. } y &= \cos 3x^2 = \cos(3x^2) & y' &= (-\sin 3x^2)(6x) = -6x \sin 3x^2 \\ \text{b. } y &= (\cos 3)x^2 & y' &= (\cos 3)(2x) = 2x \cos 3 \\ \text{c. } y &= \cos(3x)^2 = \cos(9x^2) & y' &= (-\sin 9x^2)(18x) = -18x \sin 9x^2 \\ \text{d. } y &= \cos^2 x = (\cos x)^2 & y' &= 2(\cos x)(-\sin x) = -2 \cos x \sin x \\ \text{e. } y &= \sqrt{\cos x} = (\cos x)^{1/2} & y' &= \frac{1}{2}(\cos x)^{-1/2}(-\sin x) = -\frac{\sin x}{2\sqrt{\cos x}}\end{aligned}$$

To find the derivative of a function of the form  $k(x) = f(g(h(x)))$ , you need to apply the Chain Rule twice, as shown in Example 12.

### EXAMPLE 12 Repeated Application of the Chain Rule

$$\begin{aligned}f(t) &= \sin^3 4t && \text{Original function} \\ &= (\sin 4t)^3 && \text{Rewrite.} \\ f'(t) &= 3(\sin 4t)^2 \frac{d}{dt}[\sin 4t] && \text{Apply Chain Rule once.} \\ &= 3(\sin 4t)^2(\cos 4t) \frac{d}{dt}[4t] && \text{Apply Chain Rule a second time.} \\ &= 3(\sin 4t)^2(\cos 4t)(4) \\ &= 12 \sin^2 4t \cos 4t && \text{Simplify.}\end{aligned}$$

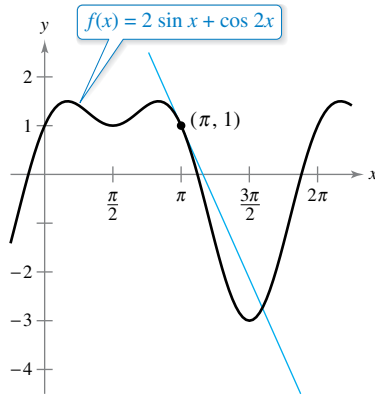


Figure 2.26

### EXAMPLE 13 Tangent Line of a Trigonometric Function

Find an equation of the tangent line to the graph of  $f(x) = 2 \sin x + \cos 2x$  at the point  $(\pi, 1)$ , as shown in Figure 2.26. Then determine all values of  $x$  in the interval  $(0, 2\pi)$  at which the graph of  $f$  has a horizontal tangent.

**Solution** Begin by finding  $f'(x)$ .

$$\begin{aligned} f(x) &= 2 \sin x + \cos 2x && \text{Write original function.} \\ f'(x) &= 2 \cos x + (-\sin 2x)(2) && \text{Apply Chain Rule to } \cos 2x. \\ &= 2 \cos x - 2 \sin 2x && \text{Simplify.} \end{aligned}$$

To find the slope of the tangent line at  $(\pi, 1)$ , evaluate  $f'(\pi)$ .

$$\begin{aligned} f'(\pi) &= 2 \cos \pi - 2 \sin 2\pi && \text{Substitute.} \\ &= -2 && \text{Slope of tangent line at } (\pi, 1) \end{aligned}$$

Now, using the point-slope form of the equation of a line, you can write

$$\begin{aligned} y - y_1 &= m(x - x_1) && \text{Point-slope form} \\ y - 1 &= -2(x - \pi) && \text{Substitute for } y_1, m, \text{ and } x_1. \\ y &= -2x + 1 + 2\pi. && \text{Equation of tangent line at } (\pi, 1) \end{aligned}$$

You can then determine that  $f'(x) = 0$  when  $x = \frac{\pi}{6}, \frac{\pi}{2}, \frac{5\pi}{6},$  and  $\frac{3\pi}{2}$ . So,  $f$  has horizontal tangents at  $x = \frac{\pi}{6}, \frac{\pi}{2}, \frac{5\pi}{6},$  and  $\frac{3\pi}{2}$ . ■

This section concludes with a summary of the differentiation rules studied so far. To become skilled at differentiation, you should memorize each rule in words, not symbols. As an aid to memorization, note that the cofunctions (cosine, cotangent, and cosecant) require a negative sign as part of their derivatives.

#### SUMMARY OF DIFFERENTIATION RULES

##### General Differentiation Rules

Let  $c$  be a real number, let  $n$  be a rational number, let  $u$  and  $v$  be differentiable functions of  $x$ , and let  $f$  be a differentiable function of  $u$ .

*Constant Rule:*

$$\frac{d}{dx}[c] = 0$$

*Constant Multiple Rule:*

$$\frac{d}{dx}[cu] = cu'$$

*Product Rule:*

$$\frac{d}{dx}[uv] = uv' + vu'$$

*Chain Rule:*

$$\frac{d}{dx}[f(u)] = f'(u)u'$$

*(Simple) Power Rule:*

$$\frac{d}{dx}[x^n] = nx^{n-1}, \quad \frac{d}{dx}[x] = 1$$

*Sum or Difference Rule:*

$$\frac{d}{dx}[u \pm v] = u' \pm v'$$

*Quotient Rule:*

$$\frac{d}{dx}\left[\frac{u}{v}\right] = \frac{vu' - uv'}{v^2}$$

*General Power Rule:*

$$\frac{d}{dx}[u^n] = nu^{n-1}u'$$

##### Derivatives of Trigonometric Functions

$$\frac{d}{dx}[\sin x] = \cos x$$

$$\frac{d}{dx}[\cos x] = -\sin x$$

$$\frac{d}{dx}[\tan x] = \sec^2 x$$

$$\frac{d}{dx}[\cot x] = -\csc^2 x$$

$$\frac{d}{dx}[\sec x] = \sec x \tan x$$

$$\frac{d}{dx}[\csc x] = -\csc x \cot x$$

## 2.4 Exercises

See [CalcChat.com](http://CalcChat.com) for tutorial help and worked-out solutions to odd-numbered exercises.

## CONCEPT CHECK

- Chain Rule** Describe the Chain Rule for the composition of two differentiable functions in your own words.
- General Power Rule** What is the difference between the (Simple) Power Rule and the General Power Rule?


**Decomposition of a Composite Function**  
 In Exercises 3–8, complete the table.

$y = f(g(x))$	$u = g(x)$	$y = f(u)$
3. $y = (6x - 5)^4$		
4. $y = \sqrt[3]{4x + 3}$		
5. $y = \frac{1}{3x + 5}$		
6. $y = \frac{2}{\sqrt{x^2 + 10}}$		
7. $y = \csc^3 x$		
8. $y = \sin \frac{5x}{2}$		


**Finding a Derivative** In Exercises 9–34, find the derivative of the function.

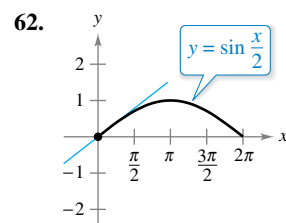
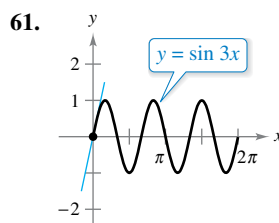
- $y = (2x - 7)^3$
- $y = 5(2 - x^3)^4$
- $g(x) = 3(4 - 9x)^{5/6}$
- $f(t) = (9t + 2)^{2/3}$
- $h(s) = -2\sqrt{5s^2 + 3}$
- $g(x) = \sqrt{4 - 3x^2}$
- $y = \sqrt[3]{6x^2 + 1}$
- $y = 2\sqrt[4]{9 - x^2}$
- $y = \frac{1}{x - 2}$
- $s(t) = \frac{1}{4 - 5t - t^2}$
- $g(s) = \frac{6}{(s^3 - 2)^3}$
- $y = -\frac{3}{(t - 2)^4}$
- $y = \frac{1}{\sqrt{3x + 5}}$
- $g(t) = \frac{1}{\sqrt{t^2 - 2}}$
- $f(x) = x^2(x - 2)^7$
- $f(x) = x(2x - 5)^3$
- $y = x\sqrt{1 - x^2}$
- $y = x^2\sqrt{16 - x^2}$
- $y = \frac{x}{\sqrt{x^2 + 1}}$
- $y = \frac{x}{\sqrt{x^4 + 4}}$
- $g(x) = \left(\frac{x + 5}{x^2 + 2}\right)^2$
- $h(t) = \left(\frac{t^2}{t^3 + 2}\right)^2$
- $s(t) = \left(\frac{1 + t}{t + 3}\right)^4$
- $g(x) = \left(\frac{3x^2 - 2}{2x + 3}\right)^{-2}$
- $f(x) = ((x^2 + 3)^5 + x)^2$
- $g(x) = (2 + (x^2 + 1)^4)^3$


**Finding a Derivative of a Trigonometric Function** In Exercises 35–54, find the derivative of the trigonometric function.

- $y = \cos 4x$
- $y = \sin \pi x$
- $g(x) = 5 \tan 3x$
- $h(x) = \sec 6x$
- $y = \sin(\pi x)^2$
- $y = \csc(1 - 2x)^2$
- $h(x) = \sin 2x \cos 2x$
- $g(\theta) = \sec\left(\frac{1}{2}\theta\right) \tan\left(\frac{1}{2}\theta\right)$
- $f(x) = \frac{\cot x}{\sin x}$
- $g(v) = \frac{\cos v}{\csc v}$
- $y = 4 \sec^2 x$
- $g(t) = 5 \cos^2 \pi t$
- $f(\theta) = \frac{1}{4} \sin^2 2\theta$
- $h(t) = 2 \cot^2(\pi t + 2)$
- $f(t) = 3 \sec(\pi t - 1)^2$
- $y = 5 \cos(\pi x)^2$
- $y = \sin(3x^2 + \cos x)$
- $y = \cos(5x + \csc x)$
- $y = \sin \sqrt{\cot 3\pi x}$
- $y = \cos \sqrt{\sin(\tan \pi x)}$


**Finding a Derivative Using Technology** In Exercises 55–60, use a computer algebra system to find the derivative of the function. Then use the utility to graph the function and its derivative on the same set of coordinate axes. Describe the behavior of the function that corresponds to any zeros of the graph of the derivative.

- $y = \frac{\sqrt{x + 1}}{x^2 + 1}$
- $y = \sqrt{\frac{2x}{x + 1}}$
- $y = \sqrt{\frac{x + 1}{x}}$
- $g(x) = \sqrt{x - 1} + \sqrt{x + 1}$
- $y = \frac{\cos \pi x + 1}{x}$
- $y = x^2 \tan \frac{1}{x}$

**Slope of a Tangent Line** In Exercises 61 and 62, find the slope of the tangent line to the sine function at the origin. Compare this value with the number of complete cycles in the interval  $[0, 2\pi]$ .

**Finding the Slope of a Graph** In Exercises 63–70, find the slope of the graph of the function at the given point. Use the derivative feature of a graphing utility to confirm your results.

- $y = \sqrt{x^2 + 8x}$ ,  $(1, 3)$
- $y = \sqrt[5]{3x^3 + 4x}$ ,  $(2, 2)$
- $f(x) = 5(x^3 - 2)^{-1}$ ,  $(-2, -\frac{1}{2})$
- $f(x) = \frac{1}{(x^2 - 3x)^2}$ ,  $(4, \frac{1}{16})$
- $y = \frac{4}{(x + 2)^2}$ ,  $(0, 1)$
- $y = \frac{4}{(x^2 - 2x)^3}$ ,  $(1, -4)$

69.  $y = 26 - \sec^3 4x$ ,  $(0, 25)$     70.  $y = \frac{1}{x} + \sqrt{\cos x}$ ,  $(\frac{\pi}{2}, \frac{2}{\pi})$

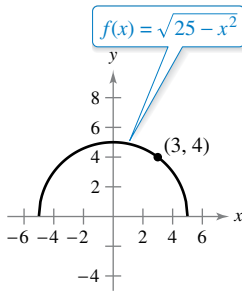


**Finding an Equation of a Tangent Line** In Exercises 71–78, (a) find an equation of the tangent line to the graph of the function at the given point, (b) use a graphing utility to graph the function and its tangent line at the point, and (c) use the *tangent* feature of a graphing utility to confirm your results.

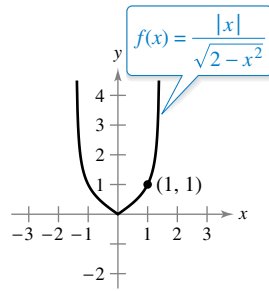
71.  $f(x) = \sqrt{2x^2 - 7}$ ,  $(4, 5)$     72.  $f(x) = \frac{1}{3}x\sqrt{x^2 + 5}$ ,  $(2, 2)$   
 73.  $y = (4x^3 + 3)^2$ ,  $(-1, 1)$     74.  $f(x) = (9 - x^2)^{2/3}$ ,  $(1, 4)$   
 75.  $f(x) = \sin 8x$ ,  $(\pi, 0)$     76.  $y = \cos 3x$ ,  $(\frac{\pi}{4}, -\frac{\sqrt{2}}{2})$   
 77.  $f(x) = \tan^2 x$ ,  $(\frac{\pi}{4}, 1)$     78.  $y = 2 \tan^3 x$ ,  $(\frac{\pi}{4}, 2)$

**Famous Curves** In Exercises 79 and 80, find an equation of the tangent line to the graph at the given point. Then use a graphing utility to graph the function and its tangent line at the point in the same viewing window.

79. Semicircle



80. Bullet-nose curve



81. **Horizontal Tangent Line** Determine the point(s) in the interval  $(0, 2\pi)$  at which the graph of  $f(x) = 2 \cos x + \sin 2x$  has a horizontal tangent.

82. **Horizontal Tangent Line** Determine the point(s) at which the graph of

$$f(x) = \frac{-4x}{\sqrt{2x - 1}}$$

has a horizontal tangent.

**Finding a Second Derivative** In Exercises 83–88, find the second derivative of the function.

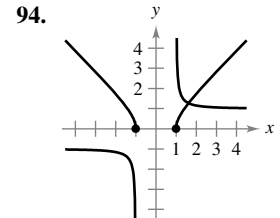
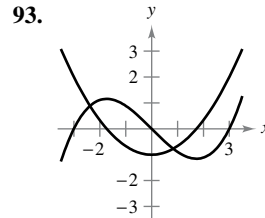
83.  $f(x) = 5(2 - 7x)^4$     84.  $f(x) = 6(x^3 + 4)^3$   
 85.  $f(x) = \frac{1}{11x - 6}$     86.  $f(x) = \frac{8}{(x - 2)^2}$   
 87.  $f(x) = \sin x^2$     88.  $f(x) = \sec^2 \pi x$

**Evaluating a Second Derivative** In Exercises 89–92, evaluate the second derivative of the function at the given point. Use a computer algebra system to verify your result.

89.  $h(x) = \frac{1}{9}(3x + 1)^3$ ,  $(1, \frac{64}{9})$     90.  $f(x) = \frac{1}{\sqrt{x + 4}}$ ,  $(0, \frac{1}{2})$   
 91.  $f(x) = \cos x^2$ ,  $(0, 1)$     92.  $g(t) = \tan 2t$ ,  $(\frac{\pi}{6}, \sqrt{3})$

**EXPLORING CONCEPTS**

**Identifying Graphs** In Exercises 93 and 94, the graphs of a function  $f$  and its derivative  $f'$  are shown. Label the graphs as  $f$  or  $f'$  and write a short paragraph stating the criteria you used in making your selection. To print an enlarged copy of the graph, go to *MathGraphs.com*.



95. **Describing Relationships** The relationship between  $f$  and  $g$  is given. Describe the relationship between  $f'$  and  $g'$ .

- (a)  $g(x) = f(3x)$     (b)  $g(x) = f(x^2)$

96. **Comparing Methods** Consider the function

$$r(x) = \frac{2x - 5}{(3x + 1)^2}$$

- (a) In general, how do you find the derivative of  $h(x) = \frac{f(x)}{g(x)}$  using the Product Rule, where  $g$  is a composite function?  
 (b) Find  $r'(x)$  using the Product Rule.  
 (c) Find  $r'(x)$  using the Quotient Rule.  
 (d) Which method do you prefer? Explain.

97. **Think About It** The table shows some values of the derivative of an unknown function  $f$ . Complete the table by finding the derivative of each transformation of  $f$ , if possible.

- (a)  $g(x) = f(x) - 2$     (b)  $h(x) = 2f(x)$   
 (c)  $r(x) = f(-3x)$     (d)  $s(x) = f(x + 2)$

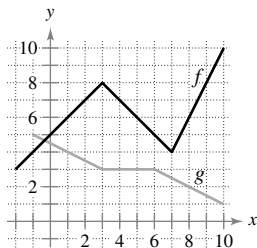
$x$	-2	-1	0	1	2	3
$f'(x)$	4	$\frac{2}{3}$	$-\frac{1}{3}$	-1	-2	-4
$g'(x)$						
$h'(x)$						
$r'(x)$						
$s'(x)$						

98. **Using Relationships** Given that  $g(5) = -3$ ,  $g'(5) = 6$ ,  $h(5) = 3$ , and  $h'(5) = -2$ , find  $f'(5)$  for each of the following, if possible. If it is not possible, state what additional information is required.

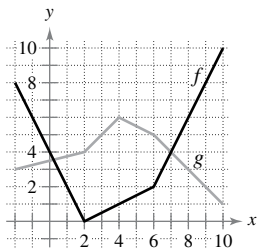
- (a)  $f(x) = g(x)h(x)$     (b)  $f(x) = g(h(x))$   
 (c)  $f(x) = \frac{g(x)}{h(x)}$     (d)  $f(x) = [g(x)]^3$

**Finding Derivatives** In Exercises 99 and 100, the graphs of  $f$  and  $g$  are shown. Let  $h(x) = f(g(x))$  and  $s(x) = g(f(x))$ . Find each derivative, if it exists. If the derivative does not exist, explain why.

99. (a) Find  $h'(1)$ .  
 (b) Find  $s'(5)$ .



100. (a) Find  $h'(3)$ .  
 (b) Find  $s'(9)$ .




**101. Doppler Effect** The frequency  $F$  of a fire truck siren heard by a stationary observer is

$$F = \frac{132,400}{331 \pm v}$$

where  $\pm v$  represents the velocity of the accelerating fire truck in meters per second (see figure). Find the rate of change of  $F$  with respect to  $v$  when

- (a) the fire truck is approaching at a velocity of 30 meters per second (use  $-v$ ).  
 (b) the fire truck is moving away at a velocity of 30 meters per second (use  $+v$ ).



**102. Harmonic Motion** The displacement from equilibrium of an object in harmonic motion on the end of a spring is

$$y = \frac{1}{3} \cos 12t - \frac{1}{4} \sin 12t$$

where  $y$  is measured in feet and  $t$  is the time in seconds. Determine the position and velocity of the object when  $t = \pi/8$ .

**103. Pendulum** A 15-centimeter pendulum moves according to the equation  $\theta = 0.2 \cos 8t$ , where  $\theta$  is the angular displacement from the vertical in radians and  $t$  is the time in seconds. Determine the maximum angular displacement and the rate of change of  $\theta$  when  $t = 3$  seconds.

**104. Wave Motion** A buoy oscillates in simple harmonic motion  $y = A \cos \omega t$  as waves move past it. The buoy moves a total of 3.5 feet (vertically) from its low point to its high point. It returns to its high point every 10 seconds.

- (a) Write an equation describing the motion of the buoy if it is at its high point at  $t = 0$ .  
 (b) Determine the velocity of the buoy as a function of  $t$ .

**105. Modeling Data** The normal daily maximum temperatures  $T$  (in degrees Fahrenheit) for Chicago, Illinois, are shown in the table. (Source: National Oceanic and Atmospheric Administration)

Month	Jan	Feb	Mar	Apr
Temperature	31.0	35.3	46.6	59.0

Month	May	Jun	Jul	Aug
Temperature	70.0	79.7	84.1	81.9

Month	Sep	Oct	Nov	Dec
Temperature	74.8	62.3	48.2	34.8

- (a) Use a graphing utility to plot the data and find a model for the data of the form

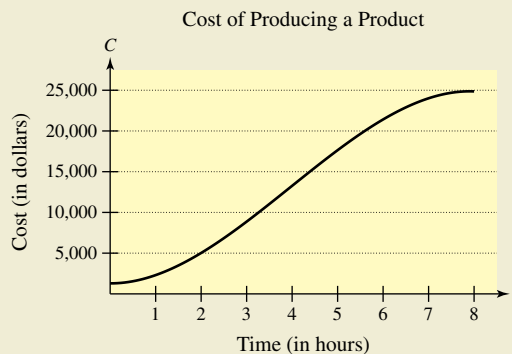
$$T(t) = a + b \sin(ct - d)$$

where  $T$  is the temperature and  $t$  is the time in months, with  $t = 1$  corresponding to January.

- (b) Use a graphing utility to graph the model. How well does the model fit the data?  
 (c) Find  $T'$  and use a graphing utility to graph  $T'$ .  
 (d) Based on the graph of  $T'$ , during what times does the temperature change most rapidly? Most slowly? Do your answers agree with your observations of the temperature changes? Explain.



**106. HOW DO YOU SEE IT?** The cost  $C$  (in dollars) of producing  $x$  units of a product is  $C = 60x + 1350$ . For one week, management determined that the number of units produced  $x$  at the end of  $t$  hours can be modeled by  $x = -1.6t^3 + 19t^2 - 0.5t - 1$ . The graph shows the cost  $C$  in terms of the time  $t$ .



- (a) Using the graph, which is greater, the rate of change of the cost after 1 hour or the rate of change of the cost after 4 hours?  
 (b) Explain why the cost function is not increasing at a constant rate during the eight-hour shift.



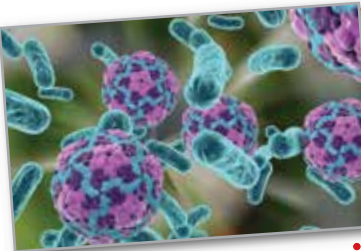
**107. Biology** . . . . .

The number  $N$  of bacteria in a culture after  $t$  days is modeled by

$$N = 400 \left[ 1 - \frac{3}{(t^2 + 2)^2} \right].$$

Find the rate of change of  $N$  with respect to  $t$  when

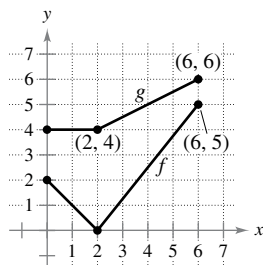
(a)  $t = 0$ , (b)  $t = 1$ ,  
 (c)  $t = 2$ , (d)  $t = 3$ ,  
 and (e)  $t = 4$ . (f) What can you conclude?



- 108. Depreciation** The value  $V$  of a machine  $t$  years after it is purchased is inversely proportional to the square root of  $t + 1$ . The initial value of the machine is \$10,000.
- (a) Write  $V$  as a function of  $t$ .  
 (b) Find the rate of depreciation when  $t = 1$ .  
 (c) Find the rate of depreciation when  $t = 3$ .

- 109. Finding a Pattern** Consider the function  $f(x) = \sin \beta x$ , where  $\beta$  is a constant.
- (a) Find the first-, second-, third-, and fourth-order derivatives of the function.  
 (b) Verify that the function and its second derivative satisfy the equation  $f''(x) + \beta^2 f(x) = 0$ .  
 (c) Use the results of part (a) to write general rules for the even- and odd-order derivatives  $f^{(2k)}(x)$  and  $f^{(2k-1)}(x)$ .  
 [Hint:  $(-1)^k$  is positive if  $k$  is even and negative if  $k$  is odd.]

- 110. Conjecture** Let  $f$  be a differentiable function of period  $p$ .
- (a) Is the function  $f'$  periodic? Verify your answer.  
 (b) Consider the function  $g(x) = f(2x)$ . Is the function  $g'(x)$  periodic? Verify your answer.
- 111. Think About It** Let  $r(x) = f(g(x))$  and  $s(x) = g(f(x))$ , where  $f$  and  $g$  are shown in the figure. Find (a)  $r'(1)$  and (b)  $s'(4)$ .



- 112. Using Trigonometric Functions**
- (a) Find the derivative of the function  $g(x) = \sin^2 x + \cos^2 x$  in two ways.  
 (b) For  $f(x) = \sec^2 x$  and  $g(x) = \tan^2 x$ , show that  $f'(x) = g'(x)$ .

- 113. Even and Odd Functions**
- (a) Show that the derivative of an odd function is even. That is, if  $f(-x) = -f(x)$ , then  $f'(-x) = f'(x)$ .  
 (b) Show that the derivative of an even function is odd. That is, if  $f(-x) = f(x)$ , then  $f'(-x) = -f'(x)$ .

**114. Proof** Let  $u$  be a differentiable function of  $x$ . Use the fact that  $|u| = \sqrt{u^2}$  to prove that

$$\frac{d}{dx}[|u|] = u' \frac{u}{|u|}, \quad u \neq 0.$$

**Using Absolute Value** In Exercises 115–118, use the result of Exercise 114 to find the derivative of the function.

115.  $g(x) = |3x - 5|$       116.  $f(x) = |x^2 - 9|$   
 117.  $h(x) = |x| \cos x$       118.  $f(x) = |\sin x|$

**Linear and Quadratic Approximations** The linear and quadratic approximations of a function  $f$  at  $x = a$  are

$$P_1(x) = f'(a)(x - a) + f(a) \quad \text{and} \\ P_2(x) = \frac{1}{2}f''(a)(x - a)^2 + f'(a)(x - a) + f(a).$$

In Exercises 119 and 120, (a) find the specified linear and quadratic approximations of  $f$ , (b) use a graphing utility to graph  $f$  and the approximations, (c) determine whether  $P_1$  or  $P_2$  is the better approximation, and (d) state how the accuracy changes as you move farther from  $x = a$ .

119.  $f(x) = \tan x$ ;  $a = \frac{\pi}{4}$       120.  $f(x) = \sec x$ ;  $a = \frac{\pi}{6}$

**True or False?** In Exercises 121–124, determine whether the statement is true or false. If it is false, explain why or give an example that shows it is false.

121. The slope of the function  $f(x) = \sin ax$  at the origin is  $a$ .  
 122. The slope of the function  $f(x) = \cos bx$  at the origin is  $-b$ .  
 123. If  $y$  is a differentiable function of  $u$ , and  $u$  is a differentiable function of  $x$ , then  $y$  is a differentiable function of  $x$ .  
 124. If  $y$  is a differentiable function of  $u$ ,  $u$  is a differentiable function of  $v$ , and  $v$  is a differentiable function of  $x$ , then

$$\frac{dy}{dx} = \frac{dy}{du} \frac{du}{dv} \frac{dv}{dx}.$$

**PUTNAM EXAM CHALLENGE**

**125.** Let  $f(x) = a_1 \sin x + a_2 \sin 2x + \dots + a_n \sin nx$ , where  $a_1, a_2, \dots, a_n$  are real numbers and where  $n$  is a positive integer. Given that  $|f(x)| \leq |\sin x|$  for all real  $x$ , prove that  $|a_1 + 2a_2 + \dots + na_n| \leq 1$ .

**126.** Let  $k$  be a fixed positive integer. The  $n$ th derivative of  $\frac{1}{x^k - 1}$  has the form  $\frac{P_n(x)}{(x^k - 1)^{n+1}}$  where  $P_n(x)$  is a polynomial. Find  $P_n(1)$ .

These problems were composed by the Committee on the Putnam Prize Competition. © The Mathematical Association of America. All rights reserved.

## 2.5 Implicit Differentiation

- Distinguish between functions written in implicit form and explicit form.
- Use implicit differentiation to find the derivative of a function.

### Implicit and Explicit Functions

Up to this point in the text, most functions have been expressed in **explicit form**. For example, in the equation  $y = 3x^2 - 5$ , the variable  $y$  is explicitly written as a function of  $x$ . Some functions, however, are only implied by an equation. For instance, the function  $y = 1/x$  is defined **implicitly** by the equation

$$xy = 1. \quad \text{Implicit form}$$

To find  $dy/dx$  for this equation, you can write  $y$  explicitly as a function of  $x$  and then differentiate.

Implicit Form	Explicit Form	Derivative
$xy = 1$	$y = \frac{1}{x} = x^{-1}$	$\frac{dy}{dx} = -x^{-2} = -\frac{1}{x^2}$

This strategy works whenever you can solve for the function explicitly. You cannot, however, use this procedure when you are unable to solve for  $y$  as a function of  $x$ . For instance, how would you find  $dy/dx$  for the equation

$$x^2 - 2y^3 + 4y = 2?$$

For this equation, it is difficult to express  $y$  as a function of  $x$  explicitly. To find  $dy/dx$ , you can use **implicit differentiation**.

To understand how to find  $dy/dx$  implicitly, you must realize that the differentiation is taking place *with respect to*  $x$ . This means that when you differentiate terms involving  $x$  alone, you can differentiate as usual. However, when you differentiate terms involving  $y$ , you must apply the Chain Rule, because you are assuming that  $y$  is defined implicitly as a differentiable function of  $x$ .

#### EXAMPLE 1

#### Differentiating with Respect to $x$

a.  $\frac{d}{dx}[x^3] = 3x^2$

Variables agree: use Simple Power Rule.

Variables agree

b.  $\frac{d}{dx}[y^3] = 3y^2 \frac{dy}{dx}$

Variables disagree: use Chain Rule.

Variables disagree

c.  $\frac{d}{dx}[x + 3y] = 1 + 3\frac{dy}{dx}$

Chain Rule:  $\frac{d}{dx}[3y] = 3y'$

d.  $\frac{d}{dx}[xy^2] = x \frac{d}{dx}[y^2] + y^2 \frac{d}{dx}[x]$

Product Rule

$$= x\left(2y \frac{dy}{dx}\right) + y^2(1)$$

Chain Rule

$$= 2xy \frac{dy}{dx} + y^2$$

Simplify.

## Implicit Differentiation

### GUIDELINES FOR IMPLICIT DIFFERENTIATION

1. Differentiate both sides of the equation *with respect to x*.
2. Collect all terms involving  $dy/dx$  on the left side of the equation and move all other terms to the right side of the equation.
3. Factor  $dy/dx$  out of the left side of the equation.
4. Solve for  $dy/dx$ .

In Example 2, note that implicit differentiation can produce an expression for  $dy/dx$  that contains both  $x$  and  $y$ .

### EXAMPLE 2 Implicit Differentiation

Find  $dy/dx$  given that  $y^3 + y^2 - 5y - x^2 = -4$ .

#### Solution

1. Differentiate both sides of the equation with respect to  $x$ .

$$\begin{aligned}\frac{d}{dx}[y^3 + y^2 - 5y - x^2] &= \frac{d}{dx}[-4] \\ \frac{d}{dx}[y^3] + \frac{d}{dx}[y^2] - \frac{d}{dx}[5y] - \frac{d}{dx}[x^2] &= \frac{d}{dx}[-4] \\ 3y^2 \frac{dy}{dx} + 2y \frac{dy}{dx} - 5 \frac{dy}{dx} - 2x &= 0\end{aligned}$$

2. Collect the  $dy/dx$  terms on the left side of the equation and move all other terms to the right side of the equation.

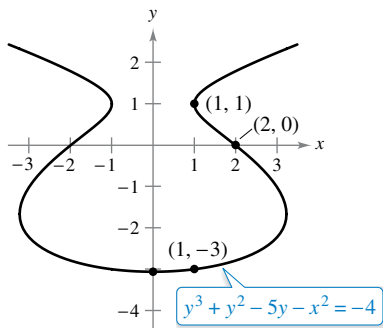
$$3y^2 \frac{dy}{dx} + 2y \frac{dy}{dx} - 5 \frac{dy}{dx} = 2x$$

3. Factor  $dy/dx$  out of the left side of the equation.

$$\frac{dy}{dx}(3y^2 + 2y - 5) = 2x$$

4. Solve for  $dy/dx$  by dividing by  $(3y^2 + 2y - 5)$ .

$$\frac{dy}{dx} = \frac{2x}{3y^2 + 2y - 5}$$



Point on Graph	Slope of Graph
(2, 0)	$-\frac{4}{5}$
(1, -3)	$\frac{1}{8}$
$x = 0$	0
(1, 1)	Undefined

The implicit equation

$$y^3 + y^2 - 5y - x^2 = -4$$

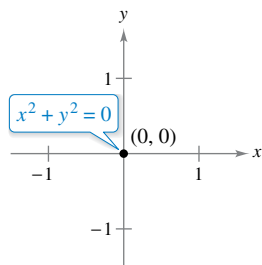
has the derivative

$$\frac{dy}{dx} = \frac{2x}{3y^2 + 2y - 5}$$

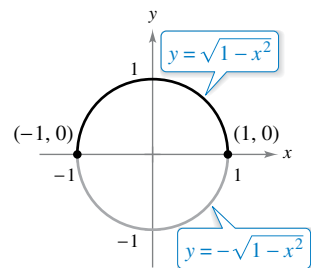
Figure 2.27

To see how you can use an *implicit derivative*, consider the graph shown in Figure 2.27. From the graph, you can see that  $y$  is not a function of  $x$ . Even so, the derivative found in Example 2 gives a formula for the slope of the tangent line at a point on this graph. The slopes at several points on the graph are shown below the graph.

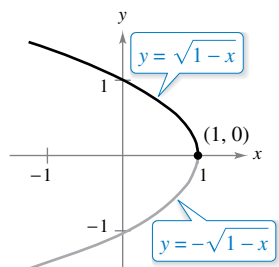
**TECHNOLOGY** With most graphing utilities, it is easy to graph an equation that explicitly represents  $y$  as a function of  $x$ . Graphing other equations, however, can require some ingenuity. For instance, to graph the equation given in Example 2, use a graphing utility, set in *parametric* mode, to graph the parametric representations  $x = \sqrt{t^3 + t^2 - 5t + 4}$ ,  $y = t$ , and  $x = -\sqrt{t^3 + t^2 - 5t + 4}$ ,  $y = t$ , for  $-5 \leq t \leq 5$ . How does the result compare with the graph shown in Figure 2.27? (You will learn more about this type of representation when you study parametric equations in Section 10.2.)



(a)



(b)



(c)

Some graph segments can be represented by differentiable functions.

Figure 2.28

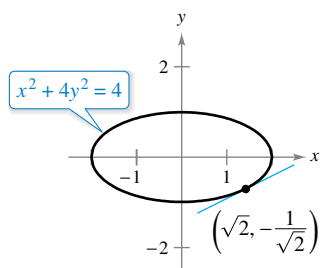


Figure 2.29

It is meaningless to solve for  $dy/dx$  in an equation that has no solution points. (For example,  $x^2 + y^2 = -4$  has no solution points.) If, however, a segment of a graph can be represented by a differentiable function, then  $dy/dx$  will have meaning as the slope at each point on the segment. Recall that a function is not differentiable at (a) points with vertical tangents and (b) points at which the function is not continuous.

**EXAMPLE 3** Graphs and Differentiable Functions

If possible, represent  $y$  as a differentiable function of  $x$ .

- a.  $x^2 + y^2 = 0$     b.  $x^2 + y^2 = 1$     c.  $x + y^2 = 1$

**Solution**

- a. The graph of this equation is a single point. So, it does not define  $y$  as a differentiable function of  $x$ . See Figure 2.28(a).  
 b. The graph of this equation is the unit circle centered at  $(0, 0)$ . The upper semicircle is given by the differentiable function

$$y = \sqrt{1 - x^2}, \quad -1 < x < 1$$

and the lower semicircle is given by the differentiable function

$$y = -\sqrt{1 - x^2}, \quad -1 < x < 1.$$

At the points  $(-1, 0)$  and  $(1, 0)$ , the slope of the graph is undefined. See Figure 2.28(b).

- c. The upper half of this parabola is given by the differentiable function

$$y = \sqrt{1 - x}, \quad x < 1$$

and the lower half of this parabola is given by the differentiable function

$$y = -\sqrt{1 - x}, \quad x < 1.$$

At the point  $(1, 0)$ , the slope of the graph is undefined. See Figure 2.28(c).

**EXAMPLE 4** Finding the Slope of a Graph Implicitly

•••▶ See [LarsonCalculus.com](http://LarsonCalculus.com) for an interactive version of this type of example.

Determine the slope of the tangent line to the graph of  $x^2 + 4y^2 = 4$  at the point  $(\sqrt{2}, -1/\sqrt{2})$ . See Figure 2.29.

**Solution**

$$x^2 + 4y^2 = 4 \quad \text{Write original equation.}$$

$$2x + 8y \frac{dy}{dx} = 0 \quad \text{Differentiate with respect to } x.$$

$$\frac{dy}{dx} = \frac{-2x}{8y} \quad \text{Solve for } \frac{dy}{dx}.$$

$$= \frac{-x}{4y} \quad \text{Simplify.}$$

So, at  $(\sqrt{2}, -1/\sqrt{2})$ , the slope is

$$\frac{dy}{dx} = \frac{-\sqrt{2}}{-4/\sqrt{2}} = \frac{1}{2}. \quad \text{Evaluate } \frac{dy}{dx} \text{ when } x = \sqrt{2} \text{ and } y = -\frac{1}{\sqrt{2}}.$$



**REMARK** To see the benefit of implicit differentiation, try doing Example 4 using the explicit function  $y = -\frac{1}{2}\sqrt{4 - x^2}$ .

**EXAMPLE 5** Finding the Slope of a Graph Implicitly

Determine the slope of the graph of

$$3(x^2 + y^2)^2 = 100xy$$

at the point (3, 1).

**Solution**

$$\frac{d}{dx}[3(x^2 + y^2)^2] = \frac{d}{dx}[100xy]$$

$$3(2)(x^2 + y^2)\left(2x + 2y\frac{dy}{dx}\right) = 100\left[x\frac{dy}{dx} + y(1)\right]$$

$$12y(x^2 + y^2)\frac{dy}{dx} - 100x\frac{dy}{dx} = 100y - 12x(x^2 + y^2)$$

$$[12y(x^2 + y^2) - 100x]\frac{dy}{dx} = 100y - 12x(x^2 + y^2)$$

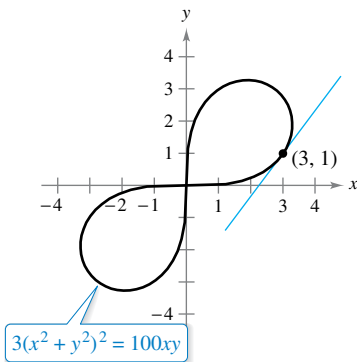
$$\frac{dy}{dx} = \frac{100y - 12x(x^2 + y^2)}{-100x + 12y(x^2 + y^2)}$$

$$= \frac{25y - 3x(x^2 + y^2)}{-25x + 3y(x^2 + y^2)}$$

At the point (3, 1), the slope of the graph is

$$\frac{dy}{dx} = \frac{25(1) - 3(3)(3^2 + 1^2)}{-25(3) + 3(1)(3^2 + 1^2)} = \frac{25 - 90}{-75 + 30} = \frac{-65}{-45} = \frac{13}{9}$$

as shown in Figure 2.30. This graph is called a **lemniscate**.



Lemniscate  
Figure 2.30

**EXAMPLE 6** Determining a Differentiable Function

Find  $dy/dx$  implicitly for the equation  $\sin y = x$ . Then find the largest interval of the form  $-a < y < a$  on which  $y$  is a differentiable function of  $x$  (see Figure 2.31).

**Solution**

$$\frac{d}{dx}[\sin y] = \frac{d}{dx}[x]$$

$$\cos y \frac{dy}{dx} = 1$$

$$\frac{dy}{dx} = \frac{1}{\cos y}$$

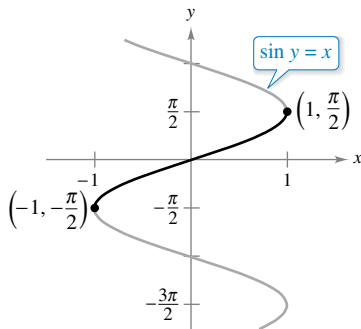
The largest interval about the origin for which  $y$  is a differentiable function of  $x$  is  $-\pi/2 < y < \pi/2$ . To see this, note that  $\cos y$  is positive for all  $y$  in this interval and is 0 at the endpoints. When you restrict  $y$  to the interval  $-\pi/2 < y < \pi/2$ , you should be able to write  $dy/dx$  explicitly as a function of  $x$ . To do this, you can use

$$\begin{aligned} \cos y &= \sqrt{1 - \sin^2 y} \\ &= \sqrt{1 - x^2}, \quad -\frac{\pi}{2} < y < \frac{\pi}{2} \end{aligned}$$

and conclude that

$$\frac{dy}{dx} = \frac{1}{\sqrt{1 - x^2}}$$

You will study this example further when inverse trigonometric functions are defined in Section 5.7.



The derivative is  $\frac{dy}{dx} = \frac{1}{\sqrt{1 - x^2}}$ .  
Figure 2.31



**ISAAC BARROW (1630–1677)**

The graph in Figure 2.32 is called the **kappa curve** because it resembles the Greek letter kappa,  $\kappa$ . The general solution for the tangent line to this curve was discovered by the English mathematician Isaac Barrow. Newton was Barrow's student, and they corresponded frequently regarding their work in the early development of calculus. See *LarsonCalculus.com* to read more of this biography.

With implicit differentiation, the form of the derivative often can be simplified (as in Example 6) by an appropriate use of the *original* equation. A similar technique can be used to find and simplify higher-order derivatives obtained implicitly.

**EXAMPLE 7 Finding the Second Derivative Implicitly**

Given  $x^2 + y^2 = 25$ , find  $\frac{d^2y}{dx^2}$ .

**Solution** Differentiating each term with respect to  $x$  produces

$$\begin{aligned} 2x + 2y \frac{dy}{dx} &= 0 \\ 2y \frac{dy}{dx} &= -2x \\ \frac{dy}{dx} &= \frac{-2x}{2y} \\ &= -\frac{x}{y}. \end{aligned}$$

Differentiating a second time with respect to  $x$  yields

$$\begin{aligned} \frac{d^2y}{dx^2} &= \frac{-(y)(1) - (x)(dy/dx)}{y^2} && \text{Quotient Rule} \\ &= \frac{-y - (x)(-x/y)}{y^2} && \text{Substitute } -\frac{x}{y} \text{ for } \frac{dy}{dx}. \\ &= \frac{-y^2 + x^2}{y^3} && \text{Simplify.} \\ &= -\frac{25}{y^3}. && \text{Substitute 25 for } x^2 + y^2. \end{aligned}$$

**EXAMPLE 8 Finding a Tangent Line to a Graph**

Find the tangent line to the graph of  $x^2(x^2 + y^2) = y^2$  at the point  $(\sqrt{2}/2, \sqrt{2}/2)$ , as shown in Figure 2.32.

**Solution** By rewriting and differentiating implicitly, you obtain

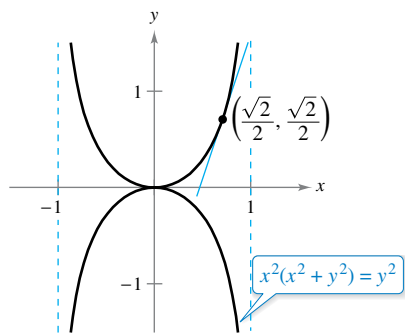
$$\begin{aligned} x^4 + x^2y^2 - y^2 &= 0 \\ 4x^3 + x^2\left(2y \frac{dy}{dx}\right) + 2xy^2 - 2y \frac{dy}{dx} &= 0 \\ 2y(x^2 - 1) \frac{dy}{dx} &= -2x(2x^2 + y^2) \\ \frac{dy}{dx} &= \frac{x(2x^2 + y^2)}{y(1 - x^2)}. \end{aligned}$$

At the point  $(\sqrt{2}/2, \sqrt{2}/2)$ , the slope is

$$\frac{dy}{dx} = \frac{(\sqrt{2}/2)[2(1/2) + (1/2)]}{(\sqrt{2}/2)[1 - (1/2)]} = \frac{3/2}{1/2} = 3$$

and the equation of the tangent line at this point is

$$\begin{aligned} y - \frac{\sqrt{2}}{2} &= 3\left(x - \frac{\sqrt{2}}{2}\right) \\ y &= 3x - \sqrt{2}. \end{aligned}$$



The kappa curve  
**Figure 2.32**

# 2.5 Exercises

See [CalcChat.com](http://CalcChat.com) for tutorial help and worked-out solutions to odd-numbered exercises.

### CONCEPT CHECK

- Explicit and Implicit Functions** Describe the difference between the explicit form of a function and an implicit equation. Give an example of each.
- Implicit Differentiation** In your own words, state the guidelines for implicit differentiation.
- Implicit Differentiation** Explain when you have to use implicit differentiation to find a derivative.
- Chain Rule** How is the Chain Rule applied when finding  $dy/dx$  implicitly?



**Finding a Derivative** In Exercises 5–20, find  $dy/dx$  by implicit differentiation.

- |                                |                                       |
|--------------------------------|---------------------------------------|
| 5. $x^2 + y^2 = 9$             | 6. $x^2 - y^2 = 25$                   |
| 7. $x^5 + y^5 = 16$            | 8. $2x^3 + 3y^3 = 64$                 |
| 9. $x^3 - xy + y^2 = 7$        | 10. $x^2y + y^2x = -2$                |
| 11. $x^3y^3 - y = x$           | 12. $\sqrt{xy} = x^2y + 1$            |
| 13. $x^3 - 3x^2y + 2xy^2 = 12$ | 14. $x^4y - 8xy + 3xy^2 = 9$          |
| 15. $\sin x + 2 \cos 2y = 1$   | 16. $(\sin \pi x + \cos \pi y)^2 = 2$ |
| 17. $\csc x = x(1 + \tan y)$   | 18. $\cot y = x - y$                  |
| 19. $y = \sin xy$              | 20. $x = \sec \frac{1}{y}$            |



**Finding Derivatives Implicitly and Explicitly** In Exercises 21–24, (a) find two explicit functions by solving the equation for  $y$  in terms of  $x$ , (b) sketch the graph of the equation and label the parts given by the corresponding explicit functions, (c) differentiate the explicit functions, and (d) find  $dy/dx$  implicitly and show that the result is equivalent to that of part (c).

- |                        |                                   |
|------------------------|-----------------------------------|
| 21. $x^2 + y^2 = 64$   | 22. $25x^2 + 36y^2 = 300$         |
| 23. $16y^2 - x^2 = 16$ | 24. $x^2 + y^2 - 4x + 6y + 9 = 0$ |



**Finding the Slope of a Graph** In Exercises 25–32, find  $dy/dx$  by implicit differentiation. Then find the slope of the graph at the given point.

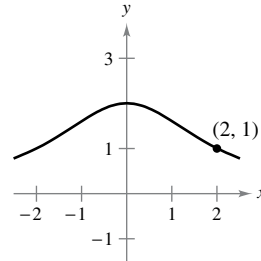
- |  |   |
|--|---|
| 25. $xy = 6$ , $(-6, -1)$                        | 26. $3x^3y = 6$ , $(1, 2)$                        |
| 27. $y^2 = \frac{x^2 - 49}{x^2 + 49}$ , $(7, 0)$ | 28. $4y^3 = \frac{x^2 - 36}{x^3 + 36}$ , $(6, 0)$ |
| 29. $(x + y)^3 = x^3 + y^3$ , $(-1, 1)$          |   |
| 30. $x^3 + y^3 = 6xy - 1$ , $(2, 3)$             |   |
| 31. $\tan(x + y) = x$ , $(0, 0)$                 |   |
| 32. $x \cos y = 1$ , $(2, \frac{\pi}{3})$        |   |



**Famous Curves** In Exercises 33–36, find the slope of the tangent line to the graph at the given point.

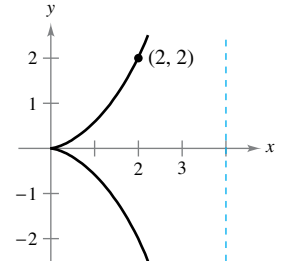
33. Witch of Agnesi:

$$(x^2 + 4)y = 8$$



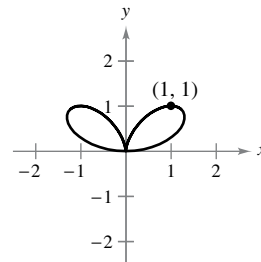
34. Cissoid:

$$(4 - x)y^2 = x^3$$



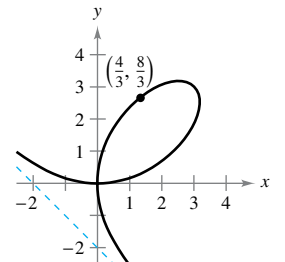
35. Bifolium:

$$(x^2 + y^2)^2 = 4x^2y$$



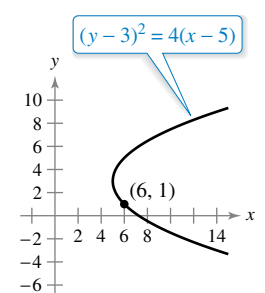
36. Folium of Descartes:

$$x^3 + y^3 - 6xy = 0$$

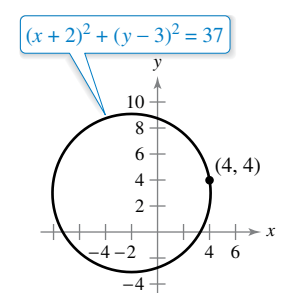


**Famous Curves** In Exercises 37–42, find an equation of the tangent line to the graph at the given point. To print an enlarged copy of the graph, go to [MathGraphs.com](http://MathGraphs.com).

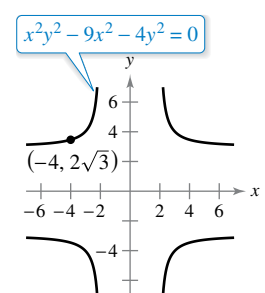
37. Parabola



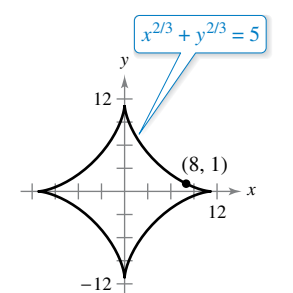
38. Circle



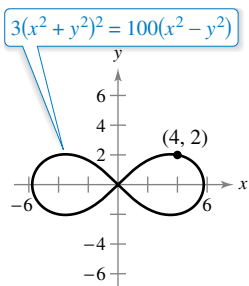
39. Cruciform



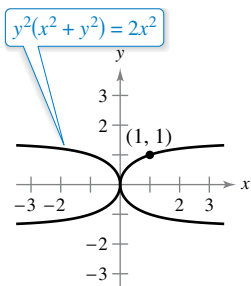
40. Astroid



41. Lemniscate



42. Kappa curve



**EXPLORING CONCEPTS**

43. **Implicit and Explicit Forms** Write two different equations in implicit form that you can write in explicit form. Then write two different equations in implicit form that you cannot write in explicit form.
44. **Think About It** Explain why the derivative of  $x^2 + y^2 + 2 = 1$  does not mean anything.

45. Ellipse

- (a) Use implicit differentiation to find an equation of the tangent line to the ellipse  $\frac{x^2}{2} + \frac{y^2}{8} = 1$  at  $(1, 2)$ .
- (b) Show that the equation of the tangent line to the ellipse  $\frac{x^2}{a^2} + \frac{y^2}{b^2} = 1$  at  $(x_0, y_0)$  is  $\frac{x_0x}{a^2} + \frac{y_0y}{b^2} = 1$ .

46. Hyperbola

- (a) Use implicit differentiation to find an equation of the tangent line to the hyperbola  $\frac{x^2}{6} - \frac{y^2}{8} = 1$  at  $(3, -2)$ .
- (b) Show that the equation of the tangent line to the hyperbola  $\frac{x^2}{a^2} - \frac{y^2}{b^2} = 1$  at  $(x_0, y_0)$  is  $\frac{x_0x}{a^2} - \frac{y_0y}{b^2} = 1$ .



**Determining a Differentiable Function** In Exercises 47 and 48, find  $dy/dx$  implicitly and find the largest interval of the form  $-a < y < a$  or  $0 < y < a$  such that  $y$  is a differentiable function of  $x$ . Write  $dy/dx$  as a function of  $x$ .

47.  $\tan y = x$                       48.  $\cos y = x$



**Finding a Second Derivative** In Exercises 49–54, find  $d^2y/dx^2$  implicitly in terms of  $x$  and  $y$ .

49.  $x^2 + y^2 = 4$                       50.  $x^2y - 4x = 5$   
 51.  $x^2y - 2 = 5x + y$               52.  $xy - 1 = 2x + y^2$   
 53.  $7xy + \sin x = 2$                 54.  $3xy - 4 \cos x = -6$

**Finding an Equation of a Tangent Line** In Exercises 55 and 56, use a graphing utility to graph the equation. Find an equation of the tangent line to the graph at the given point and graph the tangent line in the same viewing window.

55.  $\sqrt{x} + \sqrt{y} = 5$ ,  $(9, 4)$       56.  $y^2 = \frac{x-1}{x^2+1}$ ,  $(2, \frac{\sqrt{5}}{5})$

**Tangent Lines and Normal Lines** In Exercises 57 and 58, find equations for the tangent line and normal line to the circle at each given point. (The normal line at a point is perpendicular to the tangent line at the point.) Use a graphing utility to graph the circle, the tangent lines, and the normal lines.

57.  $x^2 + y^2 = 25$                       58.  $x^2 + y^2 = 36$   
 $(4, 3), (-3, 4)$                            $(6, 0), (5, \sqrt{11})$

59. **Normal Lines** Show that the normal line at any point on the circle  $x^2 + y^2 = r^2$  passes through the origin.

60. **Circles** Two circles of radius 4 are tangent to the graph of  $y^2 = 4x$  at the point  $(1, 2)$ . Find equations of these two circles.

**Vertical and Horizontal Tangent Lines** In Exercises 61 and 62, find the points at which the graph of the equation has a vertical or horizontal tangent line.

61.  $25x^2 + 16y^2 + 200x - 160y + 400 = 0$   
 62.  $4x^2 + y^2 - 8x + 4y + 4 = 0$

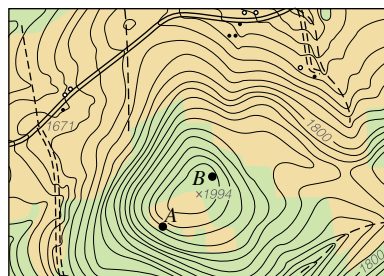
**Orthogonal Trajectories** In Exercises 63–66, use a graphing utility to sketch the intersecting graphs of the equations and show that they are orthogonal. [Two graphs are orthogonal if at their point(s) of intersection, their tangent lines are perpendicular to each other.]

63.  $2x^2 + y^2 = 6$                       64.  $y^2 = x^3$   
 $y^2 = 4x$                                    $2x^2 + 3y^2 = 5$   
 65.  $x + y = 0$                           66.  $x^3 = 3(y - 1)$   
 $x = \sin y$                                  $x(3y - 29) = 3$

**Orthogonal Trajectories** In Exercises 67 and 68, verify that the two families of curves are orthogonal, where  $C$  and  $K$  are real numbers. Use a graphing utility to graph the two families for two values of  $C$  and two values of  $K$ .

67.  $xy = C$ ,  $x^2 - y^2 = K$   
 68.  $x^2 + y^2 = C^2$ ,  $y = Kx$

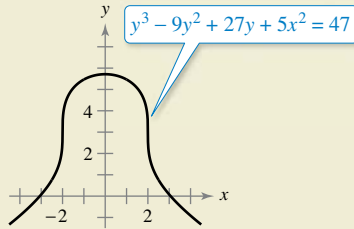
69. **Orthogonal Trajectories** The figure below shows the topographic map carried by a group of hikers. The hikers are in a wooded area on top of the hill shown on the map, and they decide to follow the path of steepest descent (orthogonal trajectories to the contours on the map). Draw their routes if they start from point  $A$  and if they start from point  $B$ . Their goal is to reach the road along the top of the map. Which starting point should they use? To print an enlarged copy of the map, go to [MathGraphs.com](http://MathGraphs.com).







**70. HOW DO YOU SEE IT?** Use the graph to answer the questions.



- (a) Which is greater, the slope of the tangent line at  $x = -3$  or the slope of the tangent line at  $x = -1$ ?
- (b) Estimate the point(s) where the graph has a vertical tangent line.
- (c) Estimate the point(s) where the graph has a horizontal tangent line.

**71. Finding Equations of Tangent Lines** Consider the equation  $x^4 = 4(4x^2 - y^2)$ .

- (a) Use a graphing utility to graph the equation.
- (b) Find and graph the four tangent lines to the curve for  $y = 3$ .
- (c) Find the exact coordinates of the point of intersection of the two tangent lines in the first quadrant.

**72. Tangent Lines and Intercepts** Let  $L$  be any tangent line to the curve

$$\sqrt{x} + \sqrt{y} = \sqrt{c}.$$

Show that the sum of the  $x$ - and  $y$ -intercepts of  $L$  is  $c$ .

**73. Proof** Prove (Theorem 2.3) that

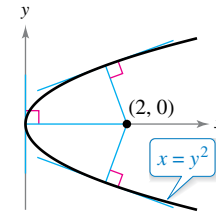
$$\frac{d}{dx} [x^n] = nx^{n-1}$$

for the case in which  $n$  is a rational number. (*Hint:* Write  $y = x^{p/q}$  in the form  $y^q = x^p$  and differentiate implicitly. Assume that  $p$  and  $q$  are integers, where  $q > 0$ .)

**74. Slope** Find all points on the circle  $x^2 + y^2 = 100$  where the slope is  $\frac{3}{4}$ .

**75. Tangent Lines** Find equations of both tangent lines to the graph of the ellipse  $\frac{x^2}{4} + \frac{y^2}{9} = 1$  that pass through the point  $(4, 0)$  not on the graph.

**76. Normals to a Parabola** The graph shows the normal lines from the point  $(2, 0)$  to the graph of the parabola  $x = y^2$ . How many normal lines are there from the point  $(x_0, 0)$  to the graph of the parabola if (a)  $x_0 = \frac{1}{4}$ , (b)  $x_0 = \frac{1}{2}$ , and (c)  $x_0 = 1$ ? (d) For what value of  $x_0$  are two of the normal lines perpendicular to each other?



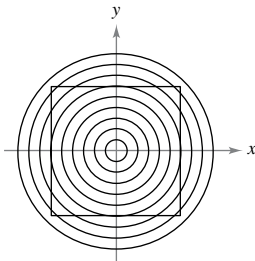
**77. Normal Lines** (a) Find an equation of the normal line to the ellipse  $\frac{x^2}{32} + \frac{y^2}{8} = 1$  at the point  $(4, 2)$ . (b) Use a graphing utility to graph the ellipse and the normal line. (c) At what other point does the normal line intersect the ellipse?

## SECTION PROJECT

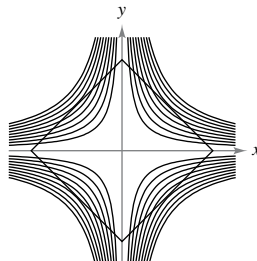
### Optical Illusions

In each graph below, an optical illusion is created by having lines intersect a family of curves. In each case, the lines appear to be curved. Find the value of  $dy/dx$  for the given values.

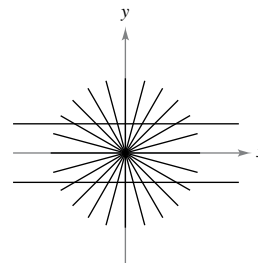
(a) Circles:  $x^2 + y^2 = C^2$   
 $x = 3, y = 4, C = 5$



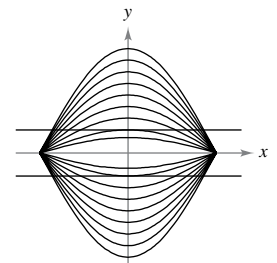
(b) Hyperbolas:  $xy = C$   
 $x = 1, y = 4, C = 4$



(c) Lines:  $ax = by$   
 $x = \sqrt{3}, y = 3,$   
 $a = \sqrt{3}, b = 1$



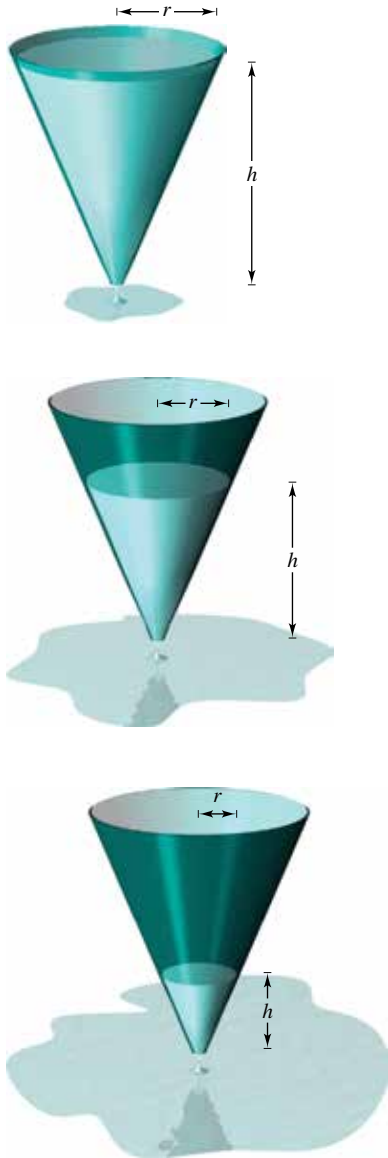
(d) Cosine curves:  $y = C \cos x$   
 $x = \frac{\pi}{3}, y = \frac{1}{3}, C = \frac{2}{3}$



**FOR FURTHER INFORMATION** For more information on the mathematics of optical illusions, see the article “Descriptive Models for Perception of Optical Illusions” by David A. Smith in *The UMAP Journal*.

# 2.6 Related Rates

- Find a related rate.
- Use related rates to solve real-life problems.



Volume is related to radius and height.  
Figure 2.33

## Finding Related Rates

You have seen how the Chain Rule can be used to find  $dy/dx$  implicitly. Another important use of the Chain Rule is to find the rates of change of two or more related variables that are changing with respect to *time*.

For example, when water is drained out of a conical tank (see Figure 2.33), the volume  $V$ , the radius  $r$ , and the height  $h$  of the water level are all functions of time  $t$ . Knowing that these variables are related by the equation

$$V = \frac{\pi}{3} r^2 h \quad \text{Original equation}$$

you can differentiate implicitly with respect to  $t$  to obtain the **related-rate** equation

$$\begin{aligned} \frac{d}{dt}[V] &= \frac{d}{dt}\left[\frac{\pi}{3} r^2 h\right] \\ \frac{dV}{dt} &= \frac{\pi}{3} \left[ r^2 \frac{dh}{dt} + h \left( 2r \frac{dr}{dt} \right) \right] \quad \text{Differentiate with respect to } t. \\ &= \frac{\pi}{3} \left( r^2 \frac{dh}{dt} + 2rh \frac{dr}{dt} \right). \end{aligned}$$

From this equation, you can see that the rate of change of  $V$  is related to the rates of change of both  $h$  and  $r$ .

**Exploration**

**Finding a Related Rate** In the conical tank shown in Figure 2.33, the height of the water level is changing at a rate of  $-0.2$  foot per minute and the radius is changing at a rate of  $-0.1$  foot per minute. What is the rate of change of the volume when the radius is  $r = 1$  foot and the height is  $h = 2$  feet? Does the rate of change of the volume depend on the values of  $r$  and  $h$ ? Explain.

### EXAMPLE 1 Two Rates That Are Related

The variables  $x$  and  $y$  are both differentiable functions of  $t$  and are related by the equation  $y = x^2 + 3$ . Find  $dy/dt$  when  $x = 1$ , given that  $dx/dt = 2$  when  $x = 1$ .

**Solution** Using the Chain Rule, you can differentiate both sides of the equation *with respect to  $t$* .

$$\begin{aligned} y &= x^2 + 3 && \text{Write original equation.} \\ \frac{d}{dt}[y] &= \frac{d}{dt}[x^2 + 3] && \text{Differentiate with respect to } t. \\ \frac{dy}{dt} &= 2x \frac{dx}{dt} && \text{Chain Rule} \end{aligned}$$

When  $x = 1$  and  $dx/dt = 2$ , you have

$$\frac{dy}{dt} = 2(1)(2) = 4.$$

## Problem Solving with Related Rates

In Example 1, you were *given* an equation that related the variables  $x$  and  $y$  and were asked to find the rate of change of  $y$  when  $x = 1$ .


**Equation:**  $y = x^2 + 3$

**Given rate:**  $\frac{dx}{dt} = 2$  when  $x = 1$

**Find:**  $\frac{dy}{dt}$  when  $x = 1$

In each of the remaining examples in this section, you must *create* a mathematical model from a verbal description.

### EXAMPLE 2 Ripples in a Pond



Total area increases as the outer radius increases.

Figure 2.34

A pebble is dropped into a calm pond, causing ripples in the form of concentric circles, as shown in Figure 2.34. The radius  $r$  of the outer ripple is increasing at a constant rate of 1 foot per second. When the radius is 4 feet, at what rate is the total area  $A$  of the disturbed water changing?

**Solution** The variables  $r$  and  $A$  are related by  $A = \pi r^2$ . The rate of change of the radius  $r$  is  $dr/dt = 1$ .

**Equation:**  $A = \pi r^2$

**Given rate:**  $\frac{dr}{dt} = 1$  foot per second

**Find:**  $\frac{dA}{dt}$  when  $r = 4$  feet

With this information, you can proceed as in Example 1.

$$\frac{d}{dt}[A] = \frac{d}{dt}[\pi r^2] \quad \text{Differentiate with respect to } t.$$

$$\frac{dA}{dt} = 2\pi r \frac{dr}{dt} \quad \text{Chain Rule}$$

$$= 2\pi(4)(1) \quad \text{Substitute 4 for } r \text{ and 1 for } \frac{dr}{dt}.$$

$$= 8\pi \text{ square feet per second} \quad \text{Simplify.}$$

When the radius is 4 feet, the area is changing at a rate of  $8\pi$  square feet per second.

- **REMARK** When using
- these guidelines, be sure you
- perform Step 3 before Step 4.
- Substituting the known
- values of the variables before
- differentiating will produce an
- inappropriate derivative.



#### GUIDELINES FOR SOLVING RELATED-RATE PROBLEMS

1. Identify all *given* quantities and quantities *to be determined*. Make a sketch and label the quantities.
2. Write an equation involving the variables whose rates of change either are given or are to be determined.
3. Using the Chain Rule, implicitly differentiate both sides of the equation *with respect to time*  $t$ .
4. *After* completing Step 3, substitute into the resulting equation all known values for the variables and their rates of change. Then solve for the required rate of change.

**FOR FURTHER INFORMATION**

To learn more about the history of related-rate problems, see the article “The Lengthening Shadow: The Story of Related Rates” by Bill Austin, Don Barry, and David Berman in *Mathematics Magazine*. To view this article, go to *MathArticles.com*.

The table below lists examples of mathematical models involving rates of change. For instance, the rate of change in the first example is the velocity of a car.

Verbal Statement	Mathematical Model
The velocity of a car after traveling for 1 hour is 50 miles per hour.	$x$ = distance traveled $\frac{dx}{dt} = 50$ mi/h when $t = 1$
Water is being pumped into a swimming pool at a rate of 10 cubic meters per hour.	$V$ = volume of water in pool $\frac{dV}{dt} = 10$ m <sup>3</sup> /h
A gear is revolving at a rate of 25 revolutions per minute (1 revolution = $2\pi$ rad).	$\theta$ = angle of revolution $\frac{d\theta}{dt} = 25(2\pi)$ rad/min
A population of bacteria is increasing at a rate of 2000 per hour.	$x$ = number in population $\frac{dx}{dt} = 2000$ bacteria per hour

**EXAMPLE 3 An Inflating Balloon**

Air is being pumped into a spherical balloon at a rate of 4.5 cubic feet per minute. Find the rate of change of the radius when the radius is 2 feet.

**Solution** Let  $V$  be the volume of the balloon, and let  $r$  be its radius. Because the volume is increasing at a rate of 4.5 cubic feet per minute, you know that at time  $t$  the rate of change of the volume is  $dV/dt = \frac{9}{2}$ . So, the problem can be stated as shown.

**Given rate:**  $\frac{dV}{dt} = \frac{9}{2}$  cubic feet per minute (constant rate)

**Find:**  $\frac{dr}{dt}$  when  $r = 2$  feet

To find the rate of change of the radius, you must find an equation that relates the radius  $r$  to the volume  $V$ .

**Equation:**  $V = \frac{4}{3}\pi r^3$  Volume of a sphere

Differentiating both sides of the equation with respect to  $t$  produces

$\frac{dV}{dt} = 4\pi r^2 \frac{dr}{dt}$  Differentiate with respect to  $t$ .

$\frac{dr}{dt} = \frac{1}{4\pi r^2} \left( \frac{dV}{dt} \right)$  Solve for  $\frac{dr}{dt}$ .

Finally, when  $r = 2$ , the rate of change of the radius is

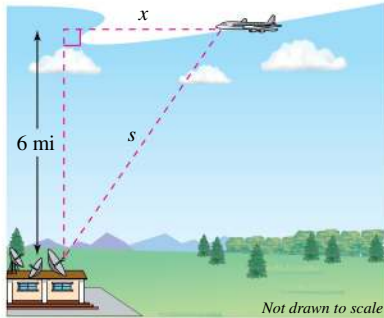
$\frac{dr}{dt} = \frac{1}{4\pi(2)^2} \left( \frac{9}{2} \right) \approx 0.09$  foot per minute. ■

In Example 3, note that the volume is increasing at a *constant* rate, but the radius is increasing at a *variable* rate. Just because two rates are related does not mean that they are proportional. In this particular case, the radius is growing more and more slowly as  $t$  increases. Do you see why?

.....▶ **REMARK** The formula for the volume of a sphere and other formulas from geometry are listed on the formula cards for this text.

**EXAMPLE 4** The Speed of an Airplane Tracked by Radar

••••▶ See [LarsonCalculus.com](http://LarsonCalculus.com) for an interactive version of this type of example.



An airplane is flying at an altitude of 6 miles,  $s$  miles from the station.

Figure 2.35

An airplane is flying on a flight path that will take it directly over a radar tracking station, as shown in Figure 2.35. The distance  $s$  is decreasing at a rate of 400 miles per hour when  $s = 10$  miles. What is the speed of the plane?

**Solution** Let  $x$  be the horizontal distance from the station, as shown in Figure 2.35. Notice that when  $s = 10$ ,  $x = \sqrt{10^2 - 6^2} = 8$ .

**Given rate:**  $ds/dt = -400$  miles per hour when  $s = 10$  miles

**Find:**  $dx/dt$  when  $s = 10$  miles and  $x = 8$  miles

You can find the velocity of the plane as shown.

**Equation:**  $x^2 + 6^2 = s^2$  Pythagorean Theorem

$$2x \frac{dx}{dt} = 2s \frac{ds}{dt}$$
Differentiate with respect to  $t$ .

$$\frac{dx}{dt} = \frac{s}{x} \left( \frac{ds}{dt} \right)$$
Solve for  $\frac{dx}{dt}$ .

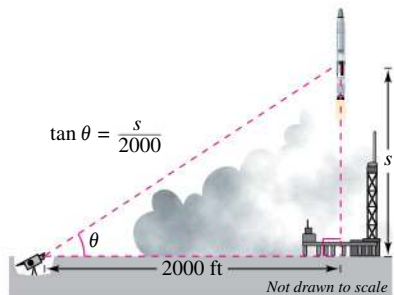
$$= \frac{10}{8} (-400)$$
Substitute for  $s$ ,  $x$ , and  $\frac{ds}{dt}$ .

$$= -500 \text{ miles per hour}$$
Simplify.

▶ Because the velocity is  $-500$  miles per hour, the *speed* is 500 miles per hour. ■

••••• **REMARK** The velocity in Example 4 is negative because  $x$  represents a distance that is decreasing.

**EXAMPLE 5** A Changing Angle of Elevation



A television camera at ground level is filming the lift-off of a rocket that is rising vertically according to the position equation  $s = 50t^2$ , where  $s$  is measured in feet and  $t$  is measured in seconds. The camera is 2000 feet from the launch pad.

Figure 2.36

Find the rate of change in the angle of elevation of the camera shown in Figure 2.36 at 10 seconds after lift-off.

**Solution** Let  $\theta$  be the angle of elevation, as shown in Figure 2.36. When  $t = 10$ , the height  $s$  of the rocket is  $s = 50t^2 = 50(10)^2 = 5000$  feet.

**Given rate:**  $ds/dt = 100t =$  velocity of rocket (in feet per second)

**Find:**  $d\theta/dt$  when  $t = 10$  seconds and  $s = 5000$  feet

Using Figure 2.36, you can relate  $s$  and  $\theta$  by the equation  $\tan \theta = s/2000$ .

**Equation:**  $\tan \theta = \frac{s}{2000}$  See Figure 2.36.

$$(\sec^2 \theta) \frac{d\theta}{dt} = \frac{1}{2000} \left( \frac{ds}{dt} \right)$$
Differentiate with respect to  $t$ .

$$\frac{d\theta}{dt} = \cos^2 \theta \frac{100t}{2000}$$
Substitute  $100t$  for  $\frac{ds}{dt}$ .

$$= \left( \frac{2000}{\sqrt{s^2 + 2000^2}} \right)^2 \frac{100t}{2000}$$
 $\cos \theta = \frac{2000}{\sqrt{s^2 + 2000^2}}$

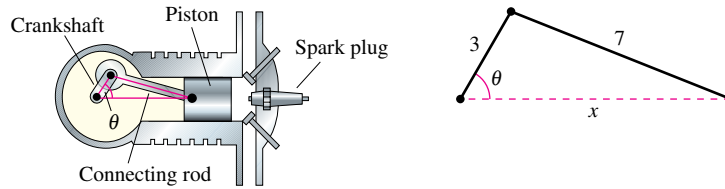
When  $t = 10$  and  $s = 5000$ , you have

$$\frac{d\theta}{dt} = \frac{2000(100)(10)}{5000^2 + 2000^2} = \frac{2}{29} \text{ radian per second.}$$

So, when  $t = 10$ ,  $\theta$  is changing at a rate of  $\frac{2}{29}$  radian per second. ■

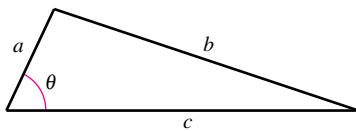
**EXAMPLE 6** The Velocity of a Piston

In the engine shown in Figure 2.37, a 7-inch connecting rod is fastened to a crank of radius 3 inches. The crankshaft rotates counterclockwise at a constant rate of 200 revolutions per minute. Find the velocity of the piston when  $\theta = \pi/3$ .



The velocity of a piston is related to the angle of the crankshaft.

**Figure 2.37**



Law of Cosines:  
 $b^2 = a^2 + c^2 - 2ac \cos \theta$

**Figure 2.38**

**Solution** Label the distances as shown in Figure 2.37. Because a complete revolution corresponds to  $2\pi$  radians, it follows that  $d\theta/dt = 200(2\pi) = 400\pi$  radians per minute.

**Given rate:**  $\frac{d\theta}{dt} = 400\pi$  radians per minute (constant rate)

**Find:**  $\frac{dx}{dt}$  when  $\theta = \frac{\pi}{3}$

You can use the Law of Cosines (see Figure 2.38) to find an equation that relates  $x$  and  $\theta$ .

**Equation:**

$$7^2 = 3^2 + x^2 - 2(3)(x) \cos \theta$$

$$0 = 2x \frac{dx}{dt} - 6 \left( -x \sin \theta \frac{d\theta}{dt} + \cos \theta \frac{dx}{dt} \right)$$

$$(6 \cos \theta - 2x) \frac{dx}{dt} = 6x \sin \theta \frac{d\theta}{dt}$$

$$\frac{dx}{dt} = \frac{6x \sin \theta}{6 \cos \theta - 2x} \left( \frac{d\theta}{dt} \right)$$

When  $\theta = \pi/3$ , you can solve for  $x$  as shown.

$$7^2 = 3^2 + x^2 - 2(3)(x) \cos \frac{\pi}{3}$$

$$49 = 9 + x^2 - 6x \left( \frac{1}{2} \right)$$

$$0 = x^2 - 3x - 40$$

$$0 = (x - 8)(x + 5)$$

$$x = 8 \text{ inches} \qquad \text{Choose positive solution.}$$

So, when  $x = 8$  and  $\theta = \pi/3$ , the velocity of the piston is

$$\frac{dx}{dt} = \frac{6(8)(\sqrt{3}/2)}{6(1/2) - 16} (400\pi)$$

$$= \frac{9600\pi\sqrt{3}}{-13}$$

$$\approx -4018 \text{ inches per minute.}$$



**REMARK** The velocity in Example 6 is negative because  $x$  represents a distance that is decreasing.

## 2.6 Exercises

See [CalcChat.com](http://CalcChat.com) for tutorial help and worked-out solutions to odd-numbered exercises.

### CONCEPT CHECK

- 1. Related-Rate Equation** What is a related-rate equation?
- 2. Related Rates** In your own words, state the guidelines for solving related-rate problems.



**Using Related Rates** In Exercises 3–6, assume that  $x$  and  $y$  are both differentiable functions of  $t$  and find the required values of  $dy/dt$  and  $dx/dt$ .

Equation	Find	Given
3. $y = \sqrt{x}$	(a) $\frac{dy}{dt}$ when $x = 4$	$\frac{dx}{dt} = 3$
	(b) $\frac{dx}{dt}$ when $x = 25$	$\frac{dy}{dt} = 2$
4. $y = 3x^2 - 5x$	(a) $\frac{dy}{dt}$ when $x = 3$	$\frac{dx}{dt} = 2$
	(b) $\frac{dx}{dt}$ when $x = 2$	$\frac{dy}{dt} = 4$
5. $xy = 4$	(a) $\frac{dy}{dt}$ when $x = 8$	$\frac{dx}{dt} = 10$
	(b) $\frac{dx}{dt}$ when $x = 1$	$\frac{dy}{dt} = -6$
6. $x^2 + y^2 = 25$	(a) $\frac{dy}{dt}$ when $x = 3, y = 4$	$\frac{dx}{dt} = 8$
	(b) $\frac{dx}{dt}$ when $x = 4, y = 3$	$\frac{dy}{dt} = -2$



**Moving Point** In Exercises 7–10, a point is moving along the graph of the given function at the rate  $dx/dt$ . Find  $dy/dt$  for the given values of  $x$ .

- 7.**  $y = 2x^2 + 1$ ;  $\frac{dx}{dt} = 2$  centimeters per second  
 (a)  $x = -1$     (b)  $x = 0$     (c)  $x = 1$
- 8.**  $y = \frac{1}{1+x^2}$ ;  $\frac{dx}{dt} = 6$  inches per second  
 (a)  $x = -2$     (b)  $x = 0$     (c)  $x = 2$
- 9.**  $y = \tan x$ ;  $\frac{dx}{dt} = 3$  feet per second  
 (a)  $x = -\frac{\pi}{3}$     (b)  $x = -\frac{\pi}{4}$     (c)  $x = 0$
- 10.**  $y = \cos x$ ;  $\frac{dx}{dt} = 4$  centimeters per second  
 (a)  $x = \frac{\pi}{6}$     (b)  $x = \frac{\pi}{4}$     (c)  $x = \frac{\pi}{3}$

- 11. Area** The radius  $r$  of a circle is increasing at a rate of 4 centimeters per minute. Find the rates of change of the area when  $r = 37$  centimeters.

- 12. Area** The length  $s$  of each side of an equilateral triangle is increasing at a rate of 13 feet per hour. Find the rate of change of the area when  $s = 41$  feet. (*Hint:* The formula for the area of an equilateral triangle is

$$A = \frac{s^2\sqrt{3}}{4}.$$

- 13. Volume** The radius  $r$  of a sphere is increasing at a rate of 3 inches per minute.

- Find the rates of change of the volume when  $r = 9$  inches and  $r = 36$  inches.
- Explain why the rate of change of the volume of the sphere is not constant even though  $dr/dt$  is constant.

- 14. Radius** A spherical balloon is inflated with gas at the rate of 800 cubic centimeters per minute.

- Find the rates of change of the radius when  $r = 30$  centimeters and  $r = 85$  centimeters.
- Explain why the rate of change of the radius of the sphere is not constant even though  $dV/dt$  is constant.

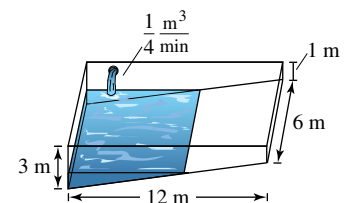
- 15. Volume** All edges of a cube are expanding at a rate of 6 centimeters per second. How fast is the volume changing when each edge is (a) 2 centimeters and (b) 10 centimeters?

- 16. Surface Area** All edges of a cube are expanding at a rate of 6 centimeters per second. How fast is the surface area changing when each edge is (a) 2 centimeters and (b) 10 centimeters?

- 17. Height** At a sand and gravel plant, sand is falling off a conveyor and onto a conical pile at a rate of 10 cubic feet per minute. The diameter of the base of the cone is approximately three times the altitude. At what rate is the height of the pile changing when the pile is 15 feet high? (*Hint:* The formula for the volume of a cone is  $V = \frac{1}{3}\pi r^2 h$ .)

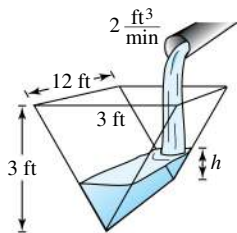
- 18. Height** The volume of oil in a cylindrical container is increasing at a rate of 150 cubic inches per second. The height of the cylinder is approximately ten times the radius. At what rate is the height of the oil changing when the oil is 35 inches high? (*Hint:* The formula for the volume of a cylinder is  $V = \pi r^2 h$ .)

- 19. Depth** A swimming pool is 12 meters long, 6 meters wide, 1 meter deep at the shallow end, and 3 meters deep at the deep end (see figure). Water is being pumped into the pool at  $\frac{1}{4}$  cubic meter per minute, and there is 1 meter of water at the deep end.



- What percent of the pool is filled?
- At what rate is the water level rising?

**20. Depth** A trough is 12 feet long and 3 feet across the top (see figure). Its ends are isosceles triangles with altitudes of 3 feet.



- (a) Water is being pumped into the trough at 2 cubic feet per minute. How fast is the water level rising when the depth  $h$  is 1 foot?
- (b) The water is rising at a rate of  $\frac{3}{8}$  inch per minute when  $h = 2$  feet. Determine the rate at which water is being pumped into the trough.

**21. Moving Ladder** A ladder 25 feet long is leaning against the wall of a house (see figure). The base of the ladder is pulled away from the wall at a rate of 2 feet per second.

- (a) How fast is the top of the ladder moving down the wall when its base is 7 feet, 15 feet, and 24 feet from the wall?
- (b) Consider the triangle formed by the side of the house, the ladder, and the ground. Find the rate at which the area of the triangle is changing when the base of the ladder is 7 feet from the wall.
- (c) Find the rate at which the angle between the ladder and the wall of the house is changing when the base of the ladder is 7 feet from the wall.

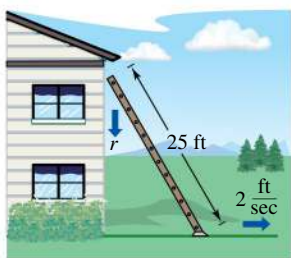


Figure for 21

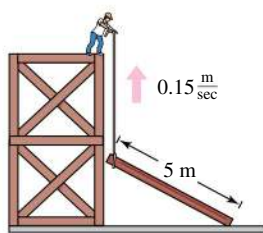


Figure for 22

**FOR FURTHER INFORMATION** For more information on the mathematics of moving ladders, see the article “The Falling Ladder Paradox” by Paul Scholten and Andrew Simson in *The College Mathematics Journal*. To view this article, go to [MathArticles.com](http://MathArticles.com).

**22. Construction** A construction worker pulls a five-meter plank up the side of a building under construction by means of a rope tied to one end of the plank (see figure). Assume the opposite end of the plank follows a path perpendicular to the wall of the building and the worker pulls the rope at a rate of 0.15 meter per second. How fast is the end of the plank sliding along the ground when it is 2.5 meters from the wall of the building?

**23. Construction** A winch at the top of a 12-meter building pulls a pipe of the same length to a vertical position, as shown in the figure. The winch pulls in rope at a rate of  $-0.2$  meter per second. Find the rate of vertical change and the rate of horizontal change at the end of the pipe when  $y = 6$  meters.

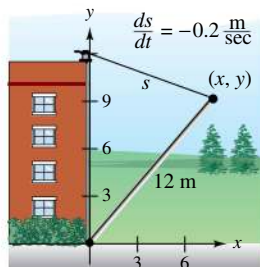


Figure for 23

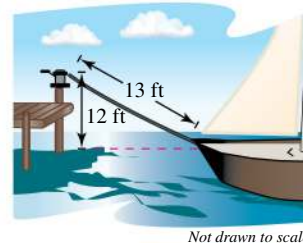


Figure for 24

**24. Boating** A boat is pulled into a dock by means of a winch 12 feet above the deck of the boat (see figure).

- (a) The winch pulls in rope at a rate of 4 feet per second. Determine the speed of the boat when there is 13 feet of rope out. What happens to the speed of the boat as it gets closer to the dock?
- (b) Suppose the boat is moving at a constant rate of 4 feet per second. Determine the speed at which the winch pulls in rope when there is a total of 13 feet of rope out. What happens to the speed at which the winch pulls in rope as the boat gets closer to the dock?

**25. Air Traffic Control** An air traffic controller spots two planes at the same altitude converging on a point as they fly at right angles to each other (see figure). One plane is 225 miles from the point, moving at 450 miles per hour. The other plane is 300 miles from the point, moving at 600 miles per hour.

- (a) At what rate is the distance  $s$  between the planes decreasing?
- (b) How much time does the air traffic controller have to get one of the planes on a different flight path?

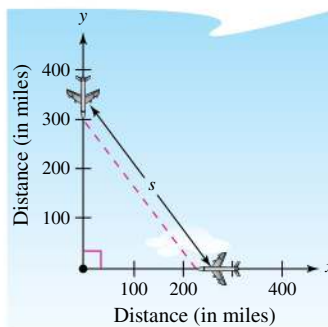


Figure for 25

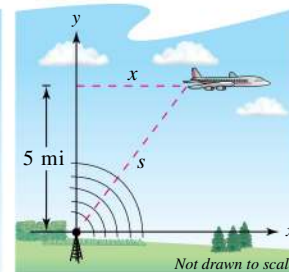


Figure for 26

**26. Air Traffic Control** An airplane is flying at an altitude of 5 miles and passes directly over a radar antenna (see figure). When the plane is 10 miles away ( $s = 10$ ), the radar detects that the distance  $s$  is changing at a rate of 240 miles per hour. What is the speed of the plane?



- 27. Sports** A baseball diamond has the shape of a square with sides 90 feet long (see figure). A player running from second base to third base at a speed of 25 feet per second is 20 feet from third base. At what rate is the player's distance from home plate changing?

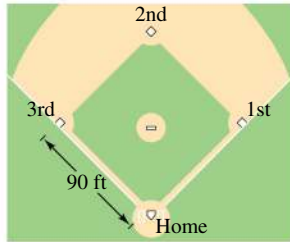


Figure for 27 and 28

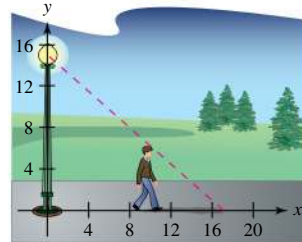


Figure for 29

- 28. Sports** For the baseball diamond in Exercise 27, suppose the player is running from first base to second base at a speed of 25 feet per second. Find the rate at which the distance from home plate is changing when the player is 20 feet from second base.
- 29. Shadow Length** A man 6 feet tall walks at a rate of 5 feet per second away from a light that is 15 feet above the ground (see figure).
- When he is 10 feet from the base of the light, at what rate is the tip of his shadow moving?
  - When he is 10 feet from the base of the light, at what rate is the length of his shadow changing?
- 30. Shadow Length** Repeat Exercise 29 for a man 6 feet tall walking at a rate of 5 feet per second *toward* a light that is 20 feet above the ground (see figure).

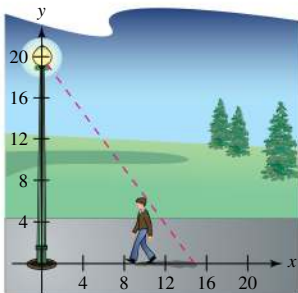


Figure for 30

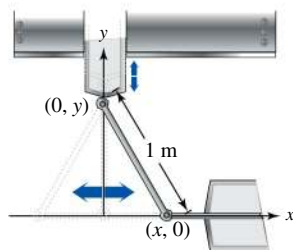


Figure for 31

- 31. Machine Design** The endpoints of a movable rod of length 1 meter have coordinates  $(x, 0)$  and  $(0, y)$  (see figure). The position of the end on the  $x$ -axis is

$$x(t) = \frac{1}{2} \sin \frac{\pi t}{6}$$

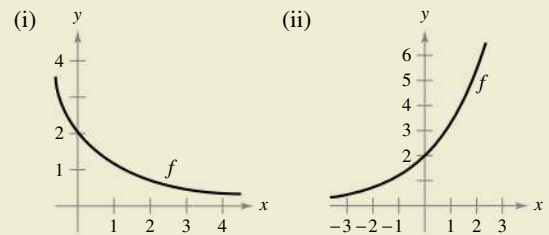
where  $t$  is the time in seconds.

- Find the time of one complete cycle of the rod.
- What is the lowest point reached by the end of the rod on the  $y$ -axis?
- Find the speed of the  $y$ -axis endpoint when the  $x$ -axis endpoint is  $(\frac{1}{4}, 0)$ .

- 32. Machine Design** Repeat Exercise 31 for a position function of  $x(t) = \frac{3}{5} \sin \pi t$ . Use the point  $(\frac{3}{10}, 0)$  for part (c).
- 33. Evaporation** As a spherical raindrop falls, it reaches a layer of dry air and begins to evaporate at a rate that is proportional to its surface area ( $S = 4\pi r^2$ ). Show that the radius of the raindrop decreases at a constant rate.



**34. HOW DO YOU SEE IT?** Using the graph of  $f$ , (a) determine whether  $dy/dt$  is positive or negative given that  $dx/dt$  is negative, and (b) determine whether  $dx/dt$  is positive or negative given that  $dy/dt$  is positive. Explain.



**EXPLORING CONCEPTS**

- 35. Think About It** Describe the relationship between the rate of change of  $y$  and the rate of change of  $x$  in each expression. Assume all variables and derivatives are positive.
- $\frac{dy}{dt} = 3 \frac{dx}{dt}$
  - $\frac{dy}{dt} = x(L - x) \frac{dx}{dt}$ ,  $0 \leq x \leq L$
- 36. Volume** Let  $V$  be the volume of a cube of side length  $s$  that is changing with respect to time. If  $ds/dt$  is constant, is  $dV/dt$  constant? Explain.

- 37. Electricity** The combined electrical resistance  $R$  of two resistors  $R_1$  and  $R_2$ , connected in parallel, is given by

$$\frac{1}{R} = \frac{1}{R_1} + \frac{1}{R_2}$$

where  $R$ ,  $R_1$ , and  $R_2$  are measured in ohms.  $R_1$  and  $R_2$  are increasing at rates of 1 and 1.5 ohms per second, respectively. At what rate is  $R$  changing when  $R_1 = 50$  ohms and  $R_2 = 75$  ohms?

- 38. Electrical Circuit** The voltage  $V$  in volts of an electrical circuit is  $V = IR$ , where  $R$  is the resistance in ohms and  $I$  is the current in amperes.  $R$  is increasing at a rate of 2 ohms per second, and  $V$  is increasing at a rate of 3 volts per second. At what rate is  $I$  changing when  $V = 12$  volts and  $R = 4$  ohms?
- 39. Flight Control** An airplane is flying in still air with an airspeed of 275 miles per hour. The plane is climbing at an angle of  $18^\circ$ . Find the rate at which the plane is gaining altitude.
- 40. Angle of Elevation** A balloon rises at a rate of 4 meters per second from a point on the ground 50 meters from an observer. Find the rate of change of the angle of elevation of the balloon from the observer when the balloon is 50 meters above the ground.

**41. Angle of Elevation** A fish is reeled in at a rate of 1 foot per second from a point 10 feet above the water (see figure). At what rate is the angle  $\theta$  between the line and the water changing when there is a total of 25 feet of line from the end of the rod to the water?

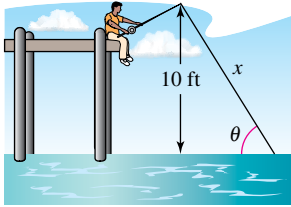


Figure for 41

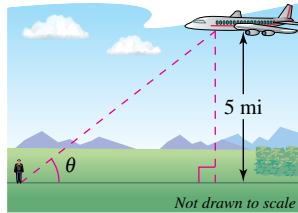


Figure for 42

**42. Angle of Elevation** An airplane flies at an altitude of 5 miles toward a point directly over an observer (see figure). The speed of the plane is 600 miles per hour. Find the rates at which the angle of elevation  $\theta$  is changing when the angle is (a)  $\theta = 30^\circ$ , (b)  $\theta = 60^\circ$ , and (c)  $\theta = 75^\circ$ .

**43. Linear vs. Angular Speed** A patrol car is parked 50 feet from a long warehouse (see figure). The revolving light on top of the car turns at a rate of 30 revolutions per minute. How fast is the light beam moving along the wall when the beam makes angles of (a)  $\theta = 30^\circ$ , (b)  $\theta = 60^\circ$ , and (c)  $\theta = 70^\circ$  with the perpendicular line from the light to the wall?

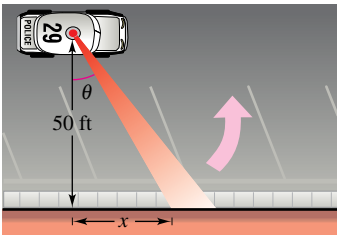


Figure for 43

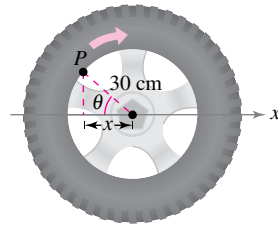



Figure for 44

**44. Linear vs. Angular Speed** A wheel of radius 30 centimeters revolves at a rate of 10 revolutions per second. A dot is painted at a point  $P$  on the rim of the wheel (see figure).

(a) Find  $dx/dt$  as a function of  $\theta$ .

 (b) Use a graphing utility to graph the function in part (a).

(c) When is the absolute value of the rate of change of  $x$  greatest? When is it least?

(d) Find  $dx/dt$  when  $\theta = 30^\circ$  and  $\theta = 60^\circ$ .

**45. Area** The included angle of the two sides of constant equal length  $s$  of an isosceles triangle is  $\theta$ .

(a) Show that the area of the triangle is given by  $A = \frac{1}{2}s^2 \sin \theta$ .

(b) The angle  $\theta$  is increasing at the rate of  $\frac{1}{2}$  radian per minute. Find the rates of change of the area when  $\theta = \pi/6$  and  $\theta = \pi/3$ .

**46. Security Camera** A security camera is centered 50 feet above a 100-foot hallway (see figure). It is easiest to design the camera with a constant angular rate of rotation, but this results in recording the images of the surveillance area at a variable rate. So, it is desirable to design a system with a variable rate of rotation and a constant rate of movement of the scanning beam along the hallway. Find a model for the variable rate of rotation when  $|dx/dt| = 2$  feet per second.

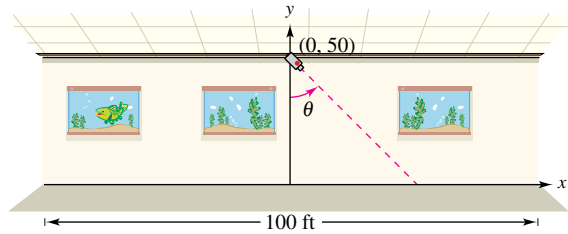



Figure for 46

**47. Modeling Data** The table shows the numbers (in millions) of participants in the free lunch program  $f$  and the reduced price lunch program  $r$  in the United States for the years 2007 through 2014. (Source: U.S. Department of Agriculture)

Year	2007	2008	2009	2010
$f$	15.0	15.4	16.3	17.6
$r$	3.1	3.1	3.2	3.0

Year	2011	2012	2013	2014
$f$	18.4	18.7	18.9	19.2
$r$	2.7	2.7	2.6	2.5

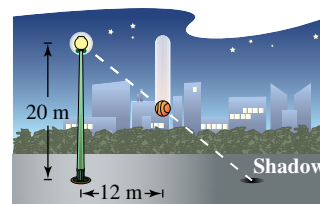
 (a) Use the regression capabilities of a graphing utility to find a model of the form

$$r(f) = af^3 + bf^2 + cf + d$$

for the data, where  $t$  is the time in years, with  $t = 7$  corresponding to 2007.

(b) Find  $dr/dt$ . Then use the model to estimate  $dr/dt$  for  $t = 9$  when it is predicted that the number of participants in the free lunch program will increase at the rate of 1.25 million participants per year.

**48. Moving Shadow** A ball is dropped from a height of 20 meters, 12 meters away from the top of a 20-meter lamppost (see figure). The ball's shadow, caused by the light at the top of the lamppost, is moving along the level ground. How fast is the shadow moving 1 second after the ball is released? (Submitted by Dennis Gittinger, St. Philips College, San Antonio, TX)



**Acceleration** In Exercises 49 and 50, find the acceleration of the specified object. (Hint: Recall that if a variable is changing at a constant rate, then its acceleration is zero.)

49. Find the acceleration of the top of the ladder described in Exercise 21 when the base of the ladder is 7 feet from the wall.
50. Find the acceleration of the boat in Exercise 24(a) when there is a total of 13 feet of rope out.

# Review Exercises

See [CalcChat.com](http://CalcChat.com) for tutorial help and worked-out solutions to odd-numbered exercises.

**Finding the Derivative by the Limit Process** In Exercises 1–4, find the derivative of the function by the limit process.

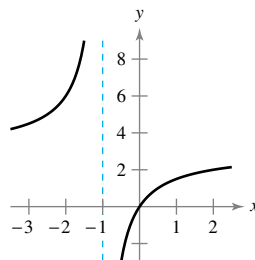
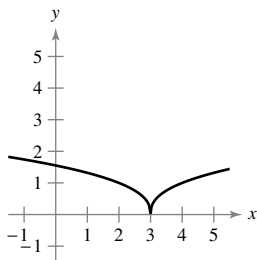
- $f(x) = 12$
- $f(x) = 5x - 4$
- $f(x) = x^3 - 2x + 1$
- $f(x) = \frac{6}{x}$

**Using the Alternative Form of the Derivative** In Exercises 5 and 6, use the alternative form of the derivative to find the derivative at  $x = c$ , if it exists.

- $g(x) = 2x^2 - 3x$ ,  $c = 2$
- $f(x) = \frac{1}{x + 4}$ ,  $c = 3$

**Determining Differentiability** In Exercises 7 and 8, describe the  $x$ -values at which  $f$  is differentiable.

- $f(x) = (x - 3)^{2/5}$
- $f(x) = \frac{3x}{x + 1}$



**Finding a Derivative** In Exercises 9–20, use the rules of differentiation to find the derivative of the function.

- $y = 25$
- $f(t) = \pi/6$
- $f(x) = x^3 - 11x^2$
- $g(s) = 3s^5 - 2s^4$
- $h(x) = 6\sqrt{x} + 3\sqrt[3]{x}$
- $f(x) = x^{1/2} - x^{-5/6}$
- $g(t) = \frac{2}{3t^2}$
- $h(x) = \frac{8}{5x^4}$
- $f(\theta) = 4\theta - 5\sin\theta$
- $g(\alpha) = 4\cos\alpha + 6$
- $f(\theta) = 3\cos\theta - \frac{\sin\theta}{4}$
- $g(\alpha) = \frac{5\sin\alpha}{3} - 2\alpha$

**Finding the Slope of a Graph** In Exercises 21–24, find the slope of the graph of the function at the given point.

- $f(x) = \frac{27}{x^3}$ ,  $(3, 1)$
- $f(x) = 3x^2 - 4x$ ,  $(1, -1)$
- $f(x) = 4x^5 + 3x - \sin x$ ,  $(0, 0)$
- $f(x) = 5\cos x - 9x$ ,  $(0, 5)$

**25. Vibrating String** When a guitar string is plucked, it vibrates with a frequency of  $F = 200\sqrt{T}$ , where  $F$  is measured in vibrations per second and the tension  $T$  is measured in pounds. Find the rates of change of the frequency when (a)  $T = 4$  pounds and (b)  $T = 9$  pounds.

**26. Surface Area** The surface area of a cube with sides of length  $x$  is given by  $S = 6x^2$ . Find the rate of change of the surface area with respect to  $x$  when  $x = 4$  inches.

**Vertical Motion** In Exercises 27 and 28, use the position function  $s(t) = -16t^2 + v_0t + s_0$  for free-falling objects.

- A ball is thrown straight down from the top of a 600-foot building with an initial velocity of  $-30$  feet per second.
  - Determine the position and velocity functions for the ball.
  - Determine the average velocity on the interval  $[1, 3]$ .
  - Find the instantaneous velocities when  $t = 1$  and  $t = 3$ .
  - Find the time required for the ball to reach ground level.
  - Find the velocity of the ball at impact.
- A block is dropped from the top of a 450-foot platform. What is its velocity after 2 seconds? After 5 seconds?

**Finding a Derivative** In Exercises 29–40, use the Product Rule or the Quotient Rule to find the derivative of the function.

- $f(x) = (5x^2 + 8)(x^2 - 4x - 6)$
- $g(x) = (2x^3 + 5x)(3x - 4)$
- $f(x) = (9x - 1)\sin x$
- $f(t) = 2t^5 \cos t$
- $f(x) = \frac{x^2 + x - 1}{x^2 - 1}$
- $f(x) = \frac{2x + 7}{x^2 + 4}$
- $y = \frac{x^4}{\cos x}$
- $y = \frac{\sin x}{x^4}$
- $y = 3x^2 \sec x$
- $y = -x^2 \tan x$
- $y = x \cos x - \sin x$
- $g(x) = x^4 \cot x + 3x \cos x$

**Finding an Equation of a Tangent Line** In Exercises 41–44, find an equation of the tangent line to the graph of  $f$  at the given point.

- $f(x) = (x + 2)(x^2 + 5)$ ,  $(-1, 6)$
- $f(x) = (x - 4)(x^2 + 6x - 1)$ ,  $(0, 4)$
- $f(x) = \frac{x + 1}{x - 1}$ ,  $(\frac{1}{2}, -3)$
- $f(x) = \frac{1 + \cos x}{1 - \cos x}$ ,  $(\frac{\pi}{2}, 1)$

**Finding a Second Derivative** In Exercises 45–52, find the second derivative of the function.

- $g(t) = -8t^3 - 5t + 12$
- $h(x) = 6x^{-2} + 7x^2$
- $f(x) = 15x^{5/2}$
- $f(x) = 20\sqrt[5]{x}$
- $f(\theta) = 3 \tan \theta$
- $h(t) = 10 \cos t - 15 \sin t$
- $g(x) = 4 \cot x$
- $h(t) = -12 \csc t$

- 53. Acceleration** The velocity of an object is  $v(t) = 20 - t^2$ ,  $0 \leq t \leq 6$ , where  $v$  is measured in meters per second and  $t$  is the time in seconds. Find the velocity and acceleration of the object when  $t = 3$ .
- 54. Acceleration** The velocity of an automobile starting from rest is

$$v(t) = \frac{90t}{4t + 10}$$

where  $v$  is measured in feet per second and  $t$  is the time in seconds. Find the acceleration at (a) 1 second, (b) 5 seconds, and (c) 10 seconds.

**Finding a Derivative** In Exercises 55–66, find the derivative of the function.

55.  $y = (7x + 3)^4$       56.  $y = (x^2 - 6)^3$   
 57.  $y = \frac{1}{(x^2 + 5)^3}$       58.  $f(x) = \frac{1}{(5x + 1)^2}$   
 59.  $y = 5 \cos(9x + 1)$       60.  $y = -6 \sin 3x^4$   
 61.  $y = \frac{x}{2} - \frac{\sin 2x}{4}$       62.  $y = \frac{\sec^7 x}{7} - \frac{\sec^5 x}{5}$   
 63.  $y = x(6x + 1)^5$       64.  $f(s) = (s^2 - 1)^{5/2}(s^3 + 5)$   
 65.  $f(x) = \left(\frac{x}{\sqrt{x+5}}\right)^3$       66.  $h(x) = \left(\frac{x+5}{x^2+3}\right)^2$

**Finding the Slope of a Graph** In Exercises 67–72, find the slope of the graph of the function at the given point.

67.  $f(x) = \sqrt{1 - x^3}$ ,  $(-2, 3)$       68.  $f(x) = \sqrt[3]{x^2 - 1}$ ,  $(3, 2)$   
 69.  $f(x) = \frac{x + 8}{\sqrt{3x + 1}}$ ,  $(0, 8)$       70.  $f(x) = \frac{3x + 1}{(4x - 3)^3}$ ,  $(1, 4)$   
 71.  $y = \frac{1}{2} \csc 2x$ ,  $\left(\frac{\pi}{4}, \frac{1}{2}\right)$       72.  $y = \csc 3x + \cot 3x$ ,  $\left(\frac{\pi}{6}, 1\right)$

**Finding a Second Derivative** In Exercises 73–76, find the second derivative of the function.

73.  $y = (8x + 5)^3$       74.  $y = \frac{1}{5x + 1}$   
 75.  $f(x) = \cot x$       76.  $y = x \sin^2 x$

- 77. Refrigeration** The temperature  $T$  (in degrees Fahrenheit) of food in a freezer is

$$T = \frac{700}{t^2 + 4t + 10}$$

where  $t$  is the time in hours. Find the rate of change of  $T$  with respect to  $t$  at each of the following times.

- (a)  $t = 1$     (b)  $t = 3$     (c)  $t = 5$     (d)  $t = 10$

- 78. Harmonic Motion** The displacement from equilibrium of an object in harmonic motion on the end of a spring is

$$y = \frac{1}{4} \cos 8t - \frac{1}{4} \sin 8t$$

where  $y$  is measured in feet and  $t$  is the time in seconds. Determine the position and velocity of the object when  $t = \pi/4$ .

**Finding a Derivative** In Exercises 79–84, find  $dy/dx$  by implicit differentiation.

79.  $x^2 + y^2 = 64$       80.  $x^2 + 4xy - y^3 = 6$   
 81.  $x^3y - xy^3 = 4$       82.  $\sqrt{xy} = x - 4y$   
 83.  $x \sin y = y \cos x$       84.  $\cos(x + y) = x$

**Tangent Lines and Normal Lines** In Exercises 85 and 86, find equations for the tangent line and the normal line to the graph of the equation at the given point. (The normal line at a point is perpendicular to the tangent line at the point.) Use a graphing utility to graph the equation, the tangent line, and the normal line.

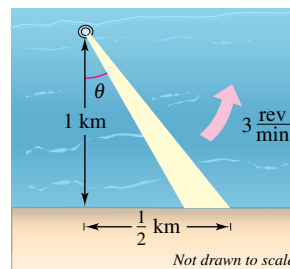
85.  $x^2 + y^2 = 10$ ,  $(3, 1)$       86.  $x^2 - y^2 = 20$ ,  $(6, 4)$

- 87. Rate of Change** A point moves along the curve  $y = \sqrt{x}$  in such a way that the  $y$ -component of the position of the point is increasing at a rate of 2 units per second. At what rate is the  $x$ -component changing for each of the following values?

- (a)  $x = \frac{1}{2}$     (b)  $x = 1$     (c)  $x = 4$

- 88. Surface Area** All edges of a cube are expanding at a rate of 8 centimeters per second. How fast is the surface area changing when each edge is 6.5 centimeters?

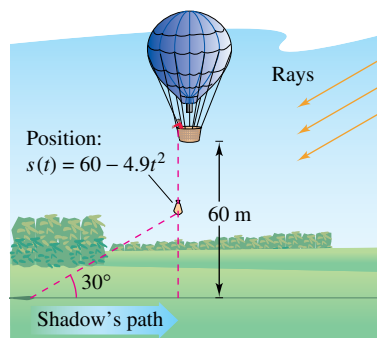
- 89. Linear vs. Angular Speed** A rotating beacon is located 1 kilometer off a straight shoreline (see figure). The beacon rotates at a rate of 3 revolutions per minute. How fast (in kilometers per hour) does the beam of light appear to be moving to a viewer who is  $\frac{1}{2}$  kilometer down the shoreline?



- 90. Moving Shadow** A sandbag is dropped from a balloon at a height of 60 meters when the angle of elevation to the sun is  $30^\circ$  (see figure). The position of the sandbag is

$$s(t) = 60 - 4.9t^2.$$

Find the rate at which the shadow of the sandbag is traveling along the ground when the sandbag is at a height of 35 meters.



# P.S. Problem Solving

See [CalcChat.com](http://CalcChat.com) for tutorial help and worked-out solutions to odd-numbered exercises.

**1. Finding Equations of Circles** Consider the graph of the parabola  $y = x^2$ .

- (a) Find the radius  $r$  of the largest possible circle centered on the  $y$ -axis that is tangent to the parabola at the origin, as shown in the figure. This circle is called the **circle of curvature** (see Section 12.5). Find the equation of this circle. Use a graphing utility to graph the circle and parabola in the same viewing window to verify your answer.
- (b) Find the center  $(0, b)$  of the circle of radius 1 centered on the  $y$ -axis that is tangent to the parabola at two points, as shown in the figure. Find the equation of this circle. Use a graphing utility to graph the circle and parabola in the same viewing window to verify your answer.

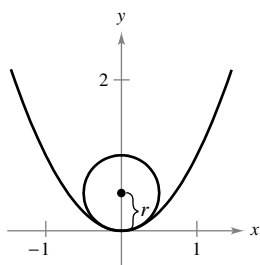


Figure for 1(a)

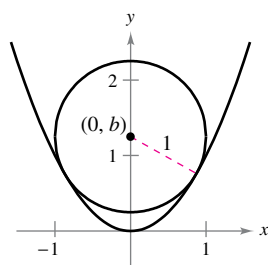


Figure for 1(b)

**2. Finding Equations of Tangent Lines** Graph the two parabolas

$$y = x^2 \quad \text{and} \quad y = -x^2 + 2x - 5$$

in the same coordinate plane. Find equations of the two lines that are simultaneously tangent to both parabolas.

**3. Finding a Polynomial** Find a third-degree polynomial  $p(x)$  that is tangent to the line  $y = 14x - 13$  at the point  $(1, 1)$ , and tangent to the line  $y = -2x - 5$  at the point  $(-1, -3)$ .

**4. Finding a Function** Find a function of the form  $f(x) = a + b \cos cx$  that is tangent to the line  $y = 1$  at the point  $(0, 1)$ , and tangent to the line

$$y = x + \frac{3}{2} - \frac{\pi}{4}$$

at the point  $(\frac{\pi}{4}, \frac{3}{2})$ .

**5. Tangent Lines and Normal Lines**

- (a) Find an equation of the tangent line to the parabola  $y = x^2$  at the point  $(2, 4)$ .
- (b) Find an equation of the normal line to  $y = x^2$  at the point  $(2, 4)$ . (The *normal line* at a point is perpendicular to the tangent line at the point.) Where does this line intersect the parabola a second time?
- (c) Find equations of the tangent line and normal line to  $y = x^2$  at the point  $(0, 0)$ .
- (d) Prove that for any point  $(a, b) \neq (0, 0)$  on the parabola  $y = x^2$ , the normal line intersects the graph a second time.

**6. Finding Polynomials**

- (a) Find the polynomial  $P_1(x) = a_0 + a_1x$  whose value and slope agree with the value and slope of  $f(x) = \cos x$  at the point  $x = 0$ .
- (b) Find the polynomial  $P_2(x) = a_0 + a_1x + a_2x^2$  whose value and first two derivatives agree with the value and first two derivatives of  $f(x) = \cos x$  at the point  $x = 0$ . This polynomial is called the second-degree **Taylor polynomial** of  $f(x) = \cos x$  at  $x = 0$ .
- (c) Complete the table comparing the values of  $f(x) = \cos x$  and  $P_2(x)$ . What do you observe?

$x$	-1.0	-0.1	-0.001	0	0.001	0.1	1.0
$\cos x$							
$P_2(x)$							

- (d) Find the third-degree Taylor polynomial of  $f(x) = \sin x$  at  $x = 0$ .

**7. Famous Curve** The graph of the **eight curve**

$$x^4 = a^2(x^2 - y^2), \quad a \neq 0$$

is shown below.

- (a) Explain how you could use a graphing utility to graph this curve.

**8. Famous Curve** Use a graphing utility to graph the curve for various values of the constant  $a$ . Describe how  $a$  affects the shape of the curve.

- (c) Determine the points on the curve at which the tangent line is horizontal.

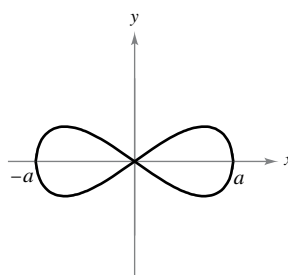


Figure for 7

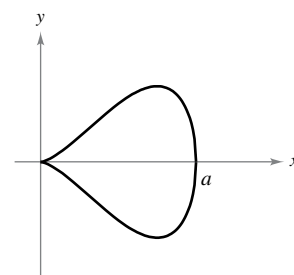


Figure for 8

**8. Famous Curve** The graph of the **pear-shaped quartic**

$$b^2y^2 = x^3(a - x), \quad a, b > 0$$

is shown above.

- (a) Explain how you could use a graphing utility to graph this curve.

**9. Famous Curve** Use a graphing utility to graph the curve for various values of the constants  $a$  and  $b$ . Describe how  $a$  and  $b$  affect the shape of the curve.

- (c) Determine the points on the curve at which the tangent line is horizontal.

**9. Shadow Length** A man 6 feet tall walks at a rate of 5 feet per second toward a streetlight that is 30 feet high (see figure). The man's 3-foot-tall child follows at the same speed but 10 feet behind the man. The shadow behind the child is caused by the man at some times and by the child at other times.

- (a) Suppose the man is 90 feet from the streetlight. Show that the man's shadow extends beyond the child's shadow.
- (b) Suppose the man is 60 feet from the streetlight. Show that the child's shadow extends beyond the man's shadow.
- (c) Determine the distance  $d$  from the man to the streetlight at which the tips of the two shadows are exactly the same distance from the streetlight.
- (d) Determine how fast the tip of the man's shadow is moving as a function of  $x$ , the distance between the man and the streetlight. Discuss the continuity of this shadow speed function.

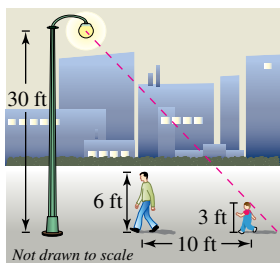


Figure for 9

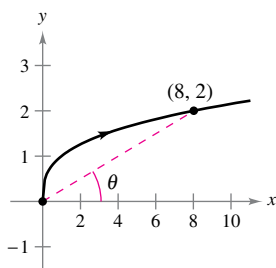


Figure for 10

**10. Moving Point** A particle is moving along the graph of  $y = \sqrt[3]{x}$  (see figure). When  $x = 8$ , the  $y$ -component of the position of the particle is increasing at the rate of 1 centimeter per second.

- (a) How fast is the  $x$ -component changing at this moment?
- (b) How fast is the distance from the origin changing at this moment?
- (c) How fast is the angle of inclination  $\theta$  changing at this moment?

**11. Projectile Motion** An astronaut standing on the moon throws a rock upward. The height of the rock is

$$s = -\frac{27}{10}t^2 + 27t + 6$$

where  $s$  is measured in feet and  $t$  is measured in seconds.

- (a) Find expressions for the velocity and acceleration of the rock.
- (b) Find the time when the rock is at its highest point by finding the time when the velocity is zero. What is the height of the rock at this time?
- (c) How does the acceleration of the rock compare with the acceleration due to gravity on Earth?

**12. Proof** Let  $E$  be a function satisfying  $E(0) = E'(0) = 1$ . Prove that if  $E(a + b) = E(a)E(b)$  for all  $a$  and  $b$ , then  $E$  is differentiable and  $E'(x) = E(x)$  for all  $x$ . Find an example of a function satisfying  $E(a + b) = E(a)E(b)$ .

**13. Proof** Let  $L$  be a differentiable function for all  $x$ . Prove that if  $L(a + b) = L(a) + L(b)$  for all  $a$  and  $b$ , then  $L'(x) = L'(0)$  for all  $x$ . What does the graph of  $L$  look like?

**14. Radians and Degrees** The fundamental limit

$$\lim_{x \rightarrow 0} \frac{\sin x}{x} = 1$$

assumes that  $x$  is measured in radians. Suppose you assume that  $x$  is measured in degrees instead of radians.

- (a) Set your calculator to *degree* mode and complete the table.

$z$ (in degrees)	0.1	0.01	0.0001
$\frac{\sin z}{z}$			

- (b) Use the table to estimate

$$\lim_{z \rightarrow 0} \frac{\sin z}{z}$$

for  $z$  in degrees. What is the exact value of this limit? (*Hint:*  $180^\circ = \pi$  radians)

- (c) Use the limit definition of the derivative to find

$$\frac{d}{dz}[\sin z]$$

for  $z$  in degrees.

- (d) Define the new functions

$$S(z) = \sin cz \quad \text{and} \quad C(z) = \cos cz$$

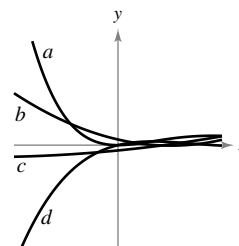
where  $c = \pi/180$ . Find  $S(90)$  and  $C(180)$ . Use the Chain Rule to calculate

$$\frac{d}{dz}[S(z)].$$

- (e) Explain why calculus is made easier by using radians instead of degrees.

**15. Acceleration and Jerk** If  $a$  is the acceleration of an object, then the *jerk*  $j$  is defined by  $j = a'(t)$ .

- (a) Use this definition to give a physical interpretation of  $j$ .
- (b) Find  $j$  for the slowing vehicle in Exercise 119 in Section 2.3 and interpret the result.
- (c) The figure shows the graphs of the position, velocity, acceleration, and jerk functions of a vehicle. Identify each graph and explain your reasoning.



# 3

## Applications of Differentiation

- 3.1 Extrema on an Interval
- 3.2 Rolle's Theorem and the Mean Value Theorem
- 3.3 Increasing and Decreasing Functions and the First Derivative Test
- 3.4 Concavity and the Second Derivative Test
- 3.5 Limits at Infinity
- 3.6 A Summary of Curve Sketching
- 3.7 Optimization Problems
- 3.8 Newton's Method
- 3.9 Differentials



Offshore Oil Well (Exercise 39, p. 226)



Estimation of Error (Example 3, p. 237)



Engine Efficiency (Exercise 51, p. 207)



Path of a Projectile (Example 5, p. 186)



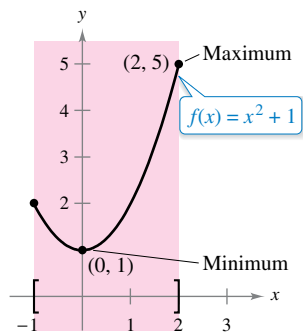
Speed (Exercise 59, p. 180)

# 3.1 Extrema on an Interval

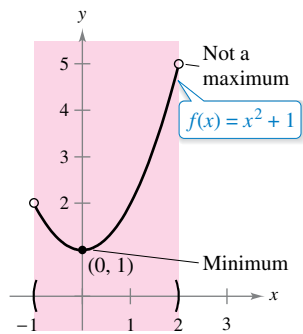
- Understand the definition of extrema of a function on an interval.
- Understand the definition of relative extrema of a function on an open interval.
- Find extrema on a closed interval.

## Extrema of a Function

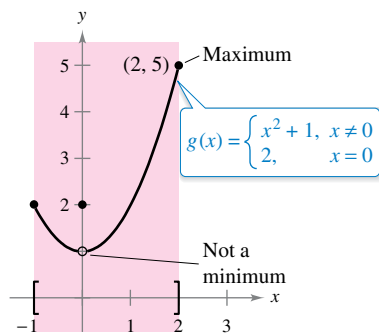
In calculus, much effort is devoted to determining the behavior of a function  $f$  on an interval  $I$ . Does  $f$  have a maximum value on  $I$ ? Does it have a minimum value? Where is the function increasing? Where is it decreasing? In this chapter, you will learn how derivatives can be used to answer these questions. You will also see why these questions are important in real-life applications.



(a)  $f$  is continuous,  $[-1, 2]$  is closed.



(b)  $f$  is continuous,  $(-1, 2)$  is open.



(c)  $g$  is not continuous,  $[-1, 2]$  is closed.

**Figure 3.1**

### Definition of Extrema

Let  $f$  be defined on an interval  $I$  containing  $c$ .

1.  $f(c)$  is the **minimum of  $f$  on  $I$**  when  $f(c) \leq f(x)$  for all  $x$  in  $I$ .
2.  $f(c)$  is the **maximum of  $f$  on  $I$**  when  $f(c) \geq f(x)$  for all  $x$  in  $I$ .

The minimum and maximum of a function on an interval are the **extreme values**, or **extrema** (the singular form of extrema is extremum), of the function on the interval. The minimum and maximum of a function on an interval are also called the **absolute minimum** and **absolute maximum**, or the **global minimum** and **global maximum**, on the interval. Extrema can occur at interior points or endpoints of an interval (see Figure 3.1). Extrema that occur at the endpoints are called **endpoint extrema**.

A function need not have a minimum or a maximum on an interval. For instance, in Figures 3.1(a) and (b), you can see that the function  $f(x) = x^2 + 1$  has both a minimum and a maximum on the closed interval  $[-1, 2]$  but does not have a maximum on the open interval  $(-1, 2)$ . Moreover, in Figure 3.1(c), you can see that continuity (or the lack of it) can affect the existence of an extremum on the interval. This suggests the theorem below. (Although the Extreme Value Theorem is intuitively plausible, a proof of this theorem is not within the scope of this text.)

### THEOREM 3.1 The Extreme Value Theorem

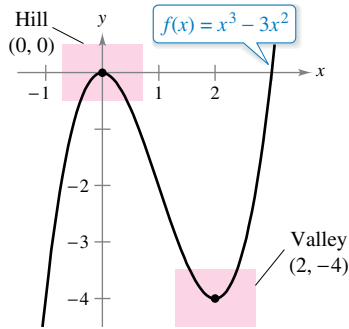
If  $f$  is continuous on a closed interval  $[a, b]$ , then  $f$  has both a minimum and a maximum on the interval.

### Exploration

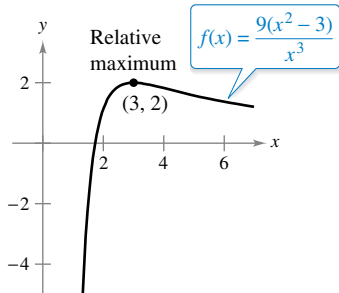
**Finding Minimum and Maximum Values** The Extreme Value Theorem (like the Intermediate Value Theorem) is an *existence theorem* because it tells of the existence of minimum and maximum values but does not show how to find these values. Use the *minimum* and *maximum* features of a graphing utility to find the extrema of each function. In each case, do you think the  $x$ -values are exact or approximate? Explain your reasoning.

- a.  $f(x) = x^2 - 4x + 5$  on the closed interval  $[-1, 3]$
- b.  $f(x) = x^3 - 2x^2 - 3x - 2$  on the closed interval  $[-1, 3]$

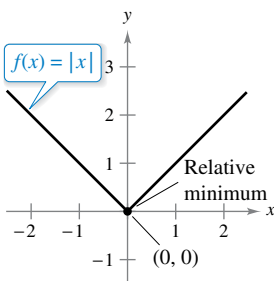




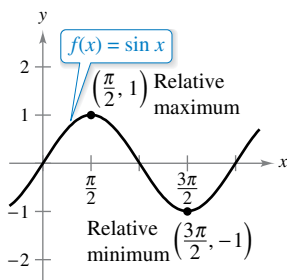
$f$  has a relative maximum at (0, 0) and a relative minimum at (2, -4).  
Figure 3.2



(a)  $f'(3) = 0$



(b)  $f'(0)$  does not exist.



(c)  $f'(\frac{\pi}{2}) = 0$ ;  $f'(\frac{3\pi}{2}) = 0$

Figure 3.3

## Relative Extrema and Critical Numbers

In Figure 3.2, the graph of  $f(x) = x^3 - 3x^2$  has a **relative maximum** at the point (0, 0) and a **relative minimum** at the point (2, -4). Informally, for a continuous function, you can think of a relative maximum as occurring on a “hill” on the graph, and a relative minimum as occurring in a “valley” on the graph. Such a hill and valley can occur in two ways. When the hill (or valley) is smooth and rounded, the graph has a horizontal tangent line at the high point (or low point). When the hill (or valley) is sharp and peaked, the graph represents a function that is not differentiable at the high point (or low point).

### Definition of Relative Extrema

1. If there is an open interval containing  $c$  on which  $f(c)$  is a maximum, then  $f(c)$  is called a **relative maximum** of  $f$ , or you can say that  $f$  has a **relative maximum** at  $(c, f(c))$ .
2. If there is an open interval containing  $c$  on which  $f(c)$  is a minimum, then  $f(c)$  is called a **relative minimum** of  $f$ , or you can say that  $f$  has a **relative minimum** at  $(c, f(c))$ .

The plural of relative maximum is relative maxima, and the plural of relative minimum is relative minima. Relative maximum and relative minimum are sometimes called **local maximum** and **local minimum**, respectively.

Example 1 examines the derivatives of functions at *given* relative extrema. (Much more is said about *finding* the relative extrema of a function in Section 3.3.)

### EXAMPLE 1 The Value of the Derivative at Relative Extrema

Find the value of the derivative at each relative extremum shown in Figure 3.3.

#### Solution

- a. The derivative of  $f(x) = \frac{9(x^2 - 3)}{x^3}$  is

$$f'(x) = \frac{x^3(18x) - (9)(x^2 - 3)(3x^2)}{(x^3)^2}$$

$$= \frac{9(9 - x^2)}{x^4}.$$

Differentiate using Quotient Rule.

Simplify.

At the point (3, 2), the value of the derivative is  $f'(3) = 0$ . [See Figure 3.3(a).]

- b. At  $x = 0$ , the derivative of  $f(x) = |x|$  does not exist because the following one-sided limits differ. [See Figure 3.3(b).]

$$\lim_{x \rightarrow 0^-} \frac{f(x) - f(0)}{x - 0} = \lim_{x \rightarrow 0^-} \frac{|x|}{x} = -1$$

Limit from the left

$$\lim_{x \rightarrow 0^+} \frac{f(x) - f(0)}{x - 0} = \lim_{x \rightarrow 0^+} \frac{|x|}{x} = 1$$

Limit from the right

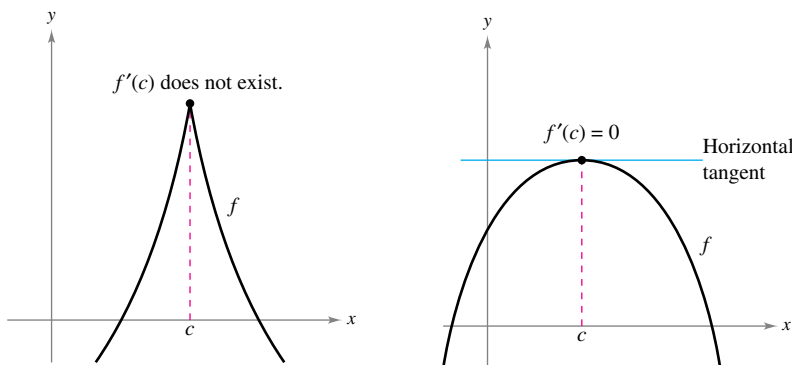
- c. The derivative of  $f(x) = \sin x$  is

$$f'(x) = \cos x.$$

At the point  $(\frac{\pi}{2}, 1)$ , the value of the derivative is  $f'(\frac{\pi}{2}) = \cos(\frac{\pi}{2}) = 0$ . At the point  $(\frac{3\pi}{2}, -1)$ , the value of the derivative is  $f'(\frac{3\pi}{2}) = \cos(\frac{3\pi}{2}) = 0$ . [See Figure 3.3(c).]

Note in Example 1 that at each relative extremum, the derivative either is zero or does not exist. The  $x$ -values at these special points are called **critical numbers**. Figure 3.4 illustrates the two types of critical numbers. Notice in the definition that the critical number  $c$  has to be in the domain of  $f$ , but  $c$  does not have to be in the domain of  $f'$ .

**Definition of a Critical Number**  
 Let  $f$  be defined at  $c$ . If  $f'(c) = 0$  or if  $f$  is not differentiable at  $c$ , then  $c$  is a **critical number** of  $f$ .



$c$  is a critical number of  $f$ .

**Figure 3.4**



**PIERRE DE FERMAT (1601–1665)**

For Fermat, who was trained as a lawyer, mathematics was more of a hobby than a profession. Nevertheless, Fermat made many contributions to analytic geometry, number theory, calculus, and probability. In letters to friends, he wrote of many of the fundamental ideas of calculus, long before Newton or Leibniz. For instance, Theorem 3.2 is sometimes attributed to Fermat.

See [LarsonCalculus.com](http://LarsonCalculus.com) to read more of this biography.

**THEOREM 3.2 Relative Extrema Occur Only at Critical Numbers**

If  $f$  has a relative minimum or relative maximum at  $x = c$ , then  $c$  is a critical number of  $f$ .



**Proof**

**Case 1:** If  $f$  is not differentiable at  $x = c$ , then, by definition,  $c$  is a critical number of  $f$  and the theorem is valid.

**Case 2:** If  $f$  is differentiable at  $x = c$ , then  $f'(c)$  must be positive, negative, or 0. Suppose  $f'(c)$  is positive. Then

$$f'(c) = \lim_{x \rightarrow c} \frac{f(x) - f(c)}{x - c} > 0$$

which implies that there exists an interval  $(a, b)$  containing  $c$  such that

$$\frac{f(x) - f(c)}{x - c} > 0, \text{ for all } x \neq c \text{ in } (a, b). \quad \text{See Exercise 84(b), Section 1.2.}$$

Because this quotient is positive, the signs of the denominator and numerator must agree. This produces the following inequalities for  $x$ -values in the interval  $(a, b)$ .

**Left of  $c$ :**  $x < c$  and  $f(x) < f(c) \Rightarrow f(c)$  is not a relative minimum.

**Right of  $c$ :**  $x > c$  and  $f(x) > f(c) \Rightarrow f(c)$  is not a relative maximum.

So, the assumption that  $f'(c) > 0$  contradicts the hypothesis that  $f(c)$  is a relative extremum. Assuming that  $f'(c) < 0$  produces a similar contradiction, you are left with only one possibility—namely,  $f'(c) = 0$ . So, by definition,  $c$  is a critical number of  $f$  and the theorem is valid.

### Finding Extrema on a Closed Interval

Theorem 3.2 states that the relative extrema of a function can occur *only* at the critical numbers of the function. Knowing this, you can use these guidelines to find extrema on a closed interval.

**GUIDELINES FOR FINDING EXTREMA ON A CLOSED INTERVAL**

To find the extrema of a continuous function  $f$  on a closed interval  $[a, b]$ , use these steps.

1. Find the critical numbers of  $f$  in  $(a, b)$ .
2. Evaluate  $f$  at each critical number in  $(a, b)$ .
3. Evaluate  $f$  at each endpoint of  $[a, b]$ .
4. The least of these values is the minimum. The greatest is the maximum.

The next three examples show how to apply these guidelines. Be sure you see that finding the critical numbers of the function is only part of the procedure. Evaluating the function at the critical numbers *and* the endpoints is the other part.

**EXAMPLE 2** Finding Extrema on a Closed Interval

Find the extrema of

$$f(x) = 3x^4 - 4x^3$$

on the interval  $[-1, 2]$ .

**Solution** Begin by differentiating the function.

$$f(x) = 3x^4 - 4x^3 \quad \text{Write original function.}$$

$$f'(x) = 12x^3 - 12x^2 \quad \text{Differentiate.}$$

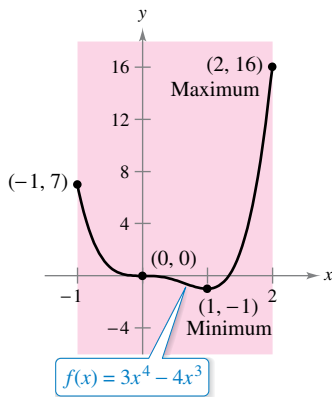
To find the critical numbers of  $f$  in the interval  $(-1, 2)$ , you must find all  $x$ -values for which  $f'(x) = 0$  and all  $x$ -values for which  $f'(x)$  does not exist.

$$12x^3 - 12x^2 = 0 \quad \text{Set } f'(x) \text{ equal to 0.}$$

$$12x^2(x - 1) = 0 \quad \text{Factor.}$$

$$x = 0, 1 \quad \text{Critical numbers}$$

Because  $f'$  is defined for all  $x$ , you can conclude that these are the only critical numbers of  $f$ . By evaluating  $f$  at these two critical numbers and at the endpoints of  $[-1, 2]$ , you can determine that the maximum is  $f(2) = 16$  and the minimum is  $f(1) = -1$ , as shown in the table. The graph of  $f$  is shown in Figure 3.5.



On the closed interval  $[-1, 2]$ ,  $f$  has a minimum at  $(1, -1)$  and a maximum at  $(2, 16)$ .

**Figure 3.5**

Left Endpoint	Critical Number	Critical Number	Right Endpoint
$f(-1) = 7$	$f(0) = 0$	$f(1) = -1$ Minimum	$f(2) = 16$ Maximum

In Figure 3.5, note that the critical number  $x = 0$  does not yield a relative minimum or a relative maximum. This tells you that the converse of Theorem 3.2 is not true. In other words, *the critical numbers of a function need not produce relative extrema.*

**EXAMPLE 3** Finding Extrema on a Closed Interval

Find the extrema of  $f(x) = 2x - 3x^{2/3}$  on the interval  $[-1, 3]$ .

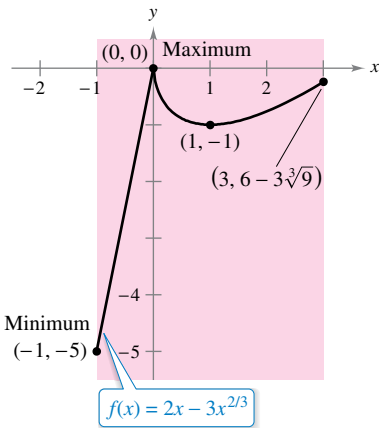
**Solution** Begin by differentiating the function.

$$f(x) = 2x - 3x^{2/3} \quad \text{Write original function.}$$

$$f'(x) = 2 - \frac{2}{x^{1/3}} \quad \text{Differentiate.}$$

$$= 2\left(\frac{x^{1/3} - 1}{x^{1/3}}\right) \quad \text{Simplify.}$$

From this derivative, you can see that the function has two critical numbers in the interval  $(-1, 3)$ . The number 1 is a critical number because  $f'(1) = 0$ , and the number 0 is a critical number because  $f'(0)$  does not exist. By evaluating  $f$  at these two numbers and at the endpoints of the interval, you can conclude that the minimum is  $f(-1) = -5$  and the maximum is  $f(0) = 0$ , as shown in the table. The graph of  $f$  is shown in Figure 3.6.



On the closed interval  $[-1, 3]$ ,  $f$  has a minimum at  $(-1, -5)$  and a maximum at  $(0, 0)$ .

Figure 3.6

Left Endpoint	Critical Number	Critical Number	Right Endpoint
$f(-1) = -5$ Minimum	$f(0) = 0$ Maximum	$f(1) = -1$	$f(3) = 6 - 3\sqrt[3]{9} \approx -0.24$

**EXAMPLE 4** Finding Extrema on a Closed Interval

•••▶ See [LarsonCalculus.com](http://LarsonCalculus.com) for an interactive version of this type of example.

Find the extrema of

$$f(x) = 2 \sin x - \cos 2x$$

on the interval  $[0, 2\pi]$ .

**Solution** Begin by differentiating the function.

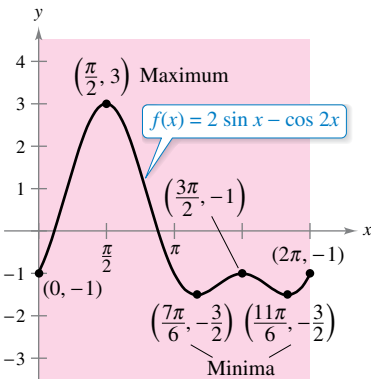
$$f(x) = 2 \sin x - \cos 2x \quad \text{Write original function.}$$

$$f'(x) = 2 \cos x + 2 \sin 2x \quad \text{Differentiate.}$$

$$= 2 \cos x + 4 \cos x \sin x \quad \sin 2x = 2 \cos x \sin x$$

$$= 2(\cos x)(1 + 2 \sin x) \quad \text{Factor.}$$

Because  $f$  is differentiable for all real  $x$ , you can find all critical numbers of  $f$  by finding the zeros of its derivative. Considering  $2(\cos x)(1 + 2 \sin x) = 0$  in the interval  $(0, 2\pi)$ , the factor  $\cos x$  is zero when  $x = \pi/2$  and when  $x = 3\pi/2$ . The factor  $(1 + 2 \sin x)$  is zero when  $x = 7\pi/6$  and when  $x = 11\pi/6$ . By evaluating  $f$  at these four critical numbers and at the endpoints of the interval, you can conclude that the maximum is  $f(\pi/2) = 3$  and the minimum occurs at *two* points,  $f(7\pi/6) = -3/2$  and  $f(11\pi/6) = -3/2$ , as shown in the table. The graph is shown in Figure 3.7.



On the closed interval  $[0, 2\pi]$ ,  $f$  has two minima at  $(7\pi/6, -3/2)$  and  $(11\pi/6, -3/2)$  and a maximum at  $(\pi/2, 3)$ .

Figure 3.7

Left Endpoint	Critical Number	Critical Number	Critical Number	Critical Number	Right Endpoint
$f(0) = -1$	$f\left(\frac{\pi}{2}\right) = 3$ Maximum	$f\left(\frac{7\pi}{6}\right) = -\frac{3}{2}$ Minimum	$f\left(\frac{3\pi}{2}\right) = -1$	$f\left(\frac{11\pi}{6}\right) = -\frac{3}{2}$ Minimum	$f(2\pi) = -1$

# 3.1 Exercises

See [CalcChat.com](http://CalcChat.com) for tutorial help and worked-out solutions to odd-numbered exercises.

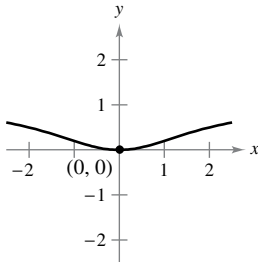
### CONCEPT CHECK

- Minimum** What does it mean to say that  $f(c)$  is the minimum of  $f$  on an interval  $I$ ?
- Extreme Value Theorem** In your own words, describe the Extreme Value Theorem.
- Maximum** What is the difference between a relative maximum and an absolute maximum on an interval  $I$ ?
- Critical Numbers** What is a critical number?
- Critical Numbers** Explain how to find the critical numbers of a function.
- Extrema on a Closed Interval** Explain how to find the extrema of a continuous function on a closed interval  $[a, b]$ .

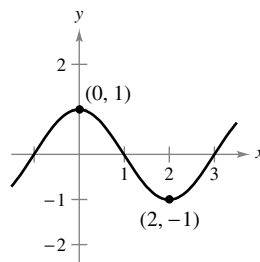


**The Value of the Derivative at Relative Extrema** In Exercises 7–12, find the value of the derivative (if it exists) at each indicated extremum.

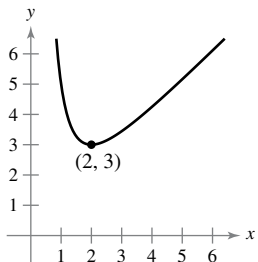
7.  $f(x) = \frac{x^2}{x^2 + 4}$



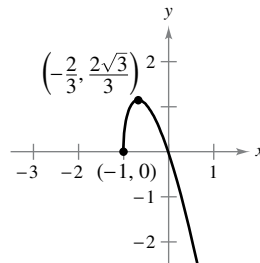
8.  $f(x) = \cos \frac{\pi x}{2}$



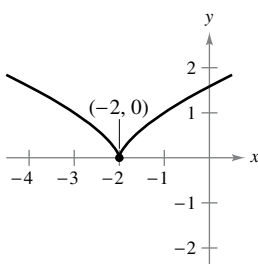
9.  $g(x) = x + \frac{4}{x^2}$



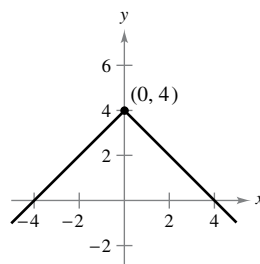
10.  $f(x) = -3x\sqrt{x+1}$



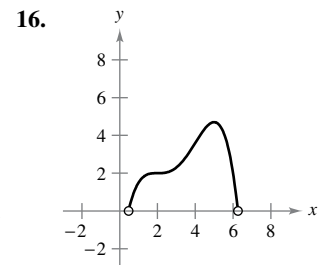
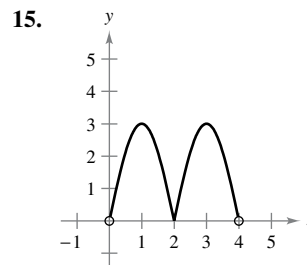
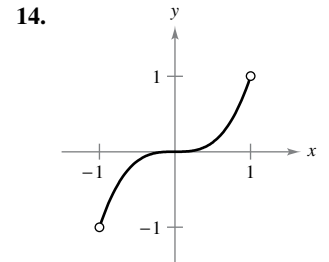
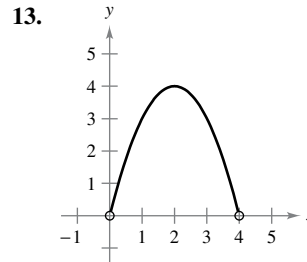
11.  $f(x) = (x + 2)^{2/3}$



12.  $f(x) = 4 - |x|$



**Approximating Critical Numbers** In Exercises 13–16, approximate the critical numbers of the function shown in the graph. Determine whether the function has a relative maximum, a relative minimum, an absolute maximum, an absolute minimum, or none of these at each critical number on the interval shown.



**Finding Critical Numbers** In Exercises 17–22, find the critical numbers of the function.

17.  $f(x) = 4x^2 - 6x$

18.  $g(x) = x - \sqrt{x}$

19.  $g(t) = t\sqrt{4-t}, t < 3$

20.  $f(x) = \frac{4x}{x^2 + 1}$

21.  $h(x) = \sin^2 x + \cos x, 0 < x < 2\pi$

22.  $f(\theta) = 2 \sec \theta + \tan \theta, 0 < \theta < 2\pi$



**Finding Extrema on a Closed Interval** In Exercises 23–40, find the absolute extrema of the function on the closed interval.

23.  $f(x) = 3 - x, [-1, 2]$

24.  $f(x) = \frac{3}{4}x + 2, [0, 4]$

25.  $h(x) = 5 - 2x^2, [-3, 1]$

26.  $f(x) = 7x^2 + 1, [-1, 2]$

27.  $f(x) = x^3 - \frac{3}{2}x^2, [-1, 2]$

28.  $f(x) = 2x^3 - 6x, [0, 3]$

29.  $y = 3x^{2/3} - 2x, [-1, 1]$

30.  $g(x) = \sqrt[3]{x}, [-8, 8]$

31.  $g(x) = \frac{6x^2}{x-2}, [-2, 1]$

32.  $h(t) = \frac{t}{t+3}, [-1, 6]$

33.  $y = 3 - |t - 3|, [-1, 5]$

34.  $g(x) = |x + 4|, [-7, 1]$

35.  $f(x) = \llbracket x \rrbracket, [-2, 2]$

36.  $h(x) = \llbracket 2 - x \rrbracket, [-2, 2]$

37.  $f(x) = \sin x, \left[\frac{5\pi}{6}, \frac{11\pi}{6}\right]$

38.  $g(x) = \sec x, \left[-\frac{\pi}{6}, \frac{\pi}{3}\right]$

39.  $y = 3 \cos x, [0, 2\pi]$

40.  $y = \tan \frac{\pi x}{8}, [0, 2]$



**Finding Extrema on an Interval** In Exercises 41–44, find the absolute extrema of the function (if any exist) on each interval.

41.  $f(x) = 2x - 3$                       42.  $f(x) = 5 - x$   
 (a)  $[0, 2]$     (b)  $[0, 2)$                       (a)  $[1, 4]$     (b)  $[1, 4)$   
 (c)  $(0, 2]$     (d)  $(0, 2)$                       (c)  $(1, 4]$     (d)  $(1, 4)$
43.  $f(x) = x^2 - 2x$                       44.  $f(x) = \sqrt{4 - x^2}$   
 (a)  $[-1, 2]$     (b)  $(1, 3]$                       (a)  $[-2, 2]$     (b)  $[-2, 0)$   
 (c)  $(0, 2)$     (d)  $[1, 4)$                       (c)  $(-2, 2)$     (d)  $[1, 2)$

**Finding Absolute Extrema Using Technology** In Exercises 45–48, use a graphing utility to graph the function and find the absolute extrema of the function on the given interval.

45.  $f(x) = \frac{3}{x - 1}$ ,  $(1, 4]$   
 46.  $f(x) = \frac{2}{2 - x}$ ,  $[0, 2)$   
 47.  $f(x) = \sqrt{x} + \frac{\sin x}{3}$ ,  $[0, \pi]$   
 48.  $f(x) = -x + \cos 3\pi x$ ,  $\left[0, \frac{\pi}{6}\right]$

**Finding Extrema Using Technology** In Exercises 49 and 50, (a) use a computer algebra system to graph the function and approximate any absolute extrema on the given interval. (b) Use the utility to find any critical numbers, and use them to find any absolute extrema not located at the endpoints. Compare the results with those in part (a).

49.  $f(x) = 3.2x^5 + 5x^3 - 3.5x$ ,  $[0, 1]$   
 50.  $f(x) = \frac{4}{3}x\sqrt{3 - x}$ ,  $[0, 3]$

**Finding Maximum Values Using Technology** In Exercises 51 and 52, use a computer algebra system to find the maximum value of  $|f''(x)|$  on the closed interval. (This value is used in the error estimate for the Trapezoidal Rule, as discussed in Section 8.6.)

51.  $f(x) = \sqrt{1 + x^3}$ ,  $[0, 2]$   
 52.  $f(x) = \frac{1}{x^2 + 1}$ ,  $\left[\frac{1}{2}, 3\right]$

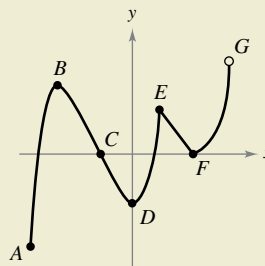
**Finding Maximum Values Using Technology** In Exercises 53 and 54, use a computer algebra system to find the maximum value of  $|f^{(4)}(x)|$  on the closed interval. (This value is used in the error estimate for Simpson's Rule, as discussed in Section 8.6.)

53.  $f(x) = (x + 1)^{2/3}$ ,  $[0, 2]$   
 54.  $f(x) = \frac{1}{x^2 + 1}$ ,  $[-1, 1]$

55. **Writing** Write a short paragraph explaining why a continuous function on an open interval may not have a maximum or minimum. Illustrate your explanation with a sketch of the graph of such a function.



**56. HOW DO YOU SEE IT?** Determine whether each labeled point is an absolute maximum or minimum, a relative maximum or minimum, or none of these.



**EXPLORING CONCEPTS**

**Using Graphs** In Exercises 57 and 58, determine from the graph whether  $f$  has a minimum in the open interval  $(a, b)$ . Explain your reasoning.

57. (a) (b)
58. (a) (b)

59. **Critical Numbers** Consider the function

$$f(x) = \frac{x - 4}{x + 2}$$

Is  $x = -2$  a critical number of  $f$ ? Why or why not?

60. **Creating the Graph of a Function** Graph a function on the interval  $[-2, 5]$  having the given characteristics.

- Relative minimum at  $x = -1$
- Critical number (but no extremum) at  $x = 0$
- Absolute maximum at  $x = 2$
- Absolute minimum at  $x = 5$

**61. Power** The formula for the power output  $P$  of a battery is

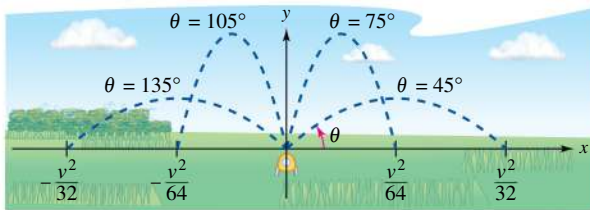
$$P = VI - RI^2$$

where  $V$  is the electromotive force in volts,  $R$  is the resistance in ohms, and  $I$  is the current in amperes. Find the current that corresponds to a maximum value of  $P$  in a battery for which  $V = 12$  volts and  $R = 0.5$  ohm. Assume that a 15-ampere fuse bounds the output in the interval  $0 \leq I \leq 15$ . Could the power output be increased by replacing the 15-ampere fuse with a 20-ampere fuse? Explain.

**62. Lawn Sprinkler** A lawn sprinkler is constructed in such a way that  $d\theta/dt$  is constant, where  $\theta$  ranges between  $45^\circ$  and  $135^\circ$  (see figure). The distance the water travels horizontally is

$$x = \frac{v^2 \sin 2\theta}{32}, \quad 45^\circ \leq \theta \leq 135^\circ$$

where  $v$  is the speed of the water. Find  $dx/dt$  and explain why this lawn sprinkler does not water evenly. What part of the lawn receives the most water?



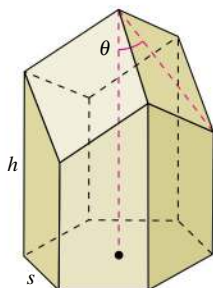
Water sprinkler:  $45^\circ \leq \theta \leq 135^\circ$

**FOR FURTHER INFORMATION** For more information on the “calculus of lawn sprinklers,” see the article “Design of an Oscillating Sprinkler” by Bart Braden in *Mathematics Magazine*. To view this article, go to [MathArticles.com](http://MathArticles.com).

**63. Honeycomb** The surface area of a cell in a honeycomb is

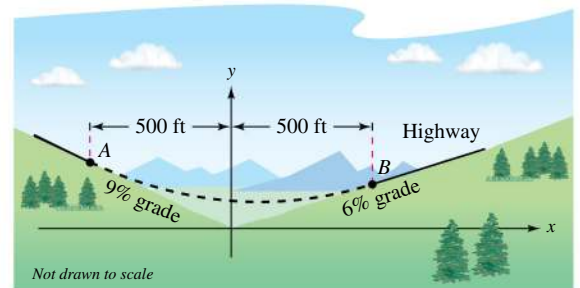
$$S = 6hs + \frac{3s^2}{2} \left( \frac{\sqrt{3} - \cos \theta}{\sin \theta} \right)$$

where  $h$  and  $s$  are positive constants and  $\theta$  is the angle at which the upper faces meet the altitude of the cell (see figure). Find the angle  $\theta$  ( $\pi/6 \leq \theta \leq \pi/2$ ) that minimizes the surface area  $S$ .



**FOR FURTHER INFORMATION** For more information on the geometric structure of a honeycomb cell, see the article “The Design of Honeycombs” by Anthony L. Peressini in UMAP Module 502, published by COMAP, Inc., Suite 210, 57 Bedford Street, Lexington, MA.

**64. Highway Design** In order to build a highway, it is necessary to fill a section of a valley where the grades (slopes) of the sides are 9% and 6% (see figure). The top of the filled region will have the shape of a parabolic arc that is tangent to the two slopes at the points  $A$  and  $B$ . The horizontal distances from  $A$  to the  $y$ -axis and from  $B$  to the  $y$ -axis are both 500 feet.



- Find the coordinates of  $A$  and  $B$ .
- Find a quadratic function  $y = ax^2 + bx + c$  for  $-500 \leq x \leq 500$  that describes the top of the filled region.
- Construct a table giving the depths  $d$  of the fill for  $x = -500, -400, -300, -200, -100, 0, 100, 200, 300, 400,$  and  $500$ .
- What will be the lowest point on the completed highway? Will it be directly over the point where the two hillsides come together?

**True or False?** In Exercises 65–68, determine whether the statement is true or false. If it is false, explain why or give an example that shows it is false.

- The maximum of  $y = x^2$  on the open interval  $(-3, 3)$  is 9.
- If a function is continuous on a closed interval, then it must have a minimum on the interval.
- If  $x = c$  is a critical number of the function  $f$ , then it is also a critical number of the function  $g(x) = f(x) + k$ , where  $k$  is a constant.
- If  $x = c$  is a critical number of the function  $f$ , then it is also a critical number of the function  $g(x) = f(x - k)$ , where  $k$  is a constant.
- Functions** Let the function  $f$  be differentiable on an interval  $I$  containing  $c$ . If  $f$  has a maximum value at  $x = c$ , show that  $-f$  has a minimum value at  $x = c$ .
- Critical Numbers** Consider the cubic function  $f(x) = ax^3 + bx^2 + cx + d$ , where  $a \neq 0$ . Show that  $f$  can have zero, one, or two critical numbers and give an example of each case.

**PUTNAM EXAM CHALLENGE**

**71.** Determine all real numbers  $a > 0$  for which there exists a nonnegative continuous function  $f(x)$  defined on  $[0, a]$  with the property that the region  $R = \{(x, y); 0 \leq x \leq a, 0 \leq y \leq f(x)\}$  has perimeter  $k$  units and area  $k$  square units for some real number  $k$ .

This problem was composed by the Committee on the Putnam Prize Competition. © The Mathematical Association of America. All rights reserved.

# 3.2 Rolle's Theorem and the Mean Value Theorem

- Understand and use Rolle's Theorem.
- Understand and use the Mean Value Theorem.

### Exploration

**Extreme Values in a Closed Interval** Sketch a rectangular coordinate plane on a piece of paper. Label the points (1, 3) and (5, 3). Using a pencil or pen, draw the graph of a differentiable function  $f$  that starts at (1, 3) and ends at (5, 3). Is there at least one point on the graph for which the derivative is zero? Would it be possible to draw the graph so that there is *not* a point for which the derivative is zero? Explain your reasoning.

### Rolle's Theorem

The Extreme Value Theorem (see Section 3.1) states that a continuous function on a closed interval  $[a, b]$  must have both a minimum and a maximum on the interval. Both of these values, however, can occur at the endpoints. **Rolle's Theorem**, named after the French mathematician Michel Rolle (1652–1719), gives conditions that guarantee the existence of an extreme value in the *interior* of a closed interval.

#### THEOREM 3.3 Rolle's Theorem

Let  $f$  be continuous on the closed interval  $[a, b]$  and differentiable on the open interval  $(a, b)$ . If  $f(a) = f(b)$ , then there is at least one number  $c$  in  $(a, b)$  such that  $f'(c) = 0$ .



**Proof** Let  $f(a) = d = f(b)$ .

**Case 1:** If  $f(x) = d$  for all  $x$  in  $[a, b]$ , then  $f$  is constant on the interval and, by Theorem 2.2,  $f'(x) = 0$  for all  $x$  in  $(a, b)$ .

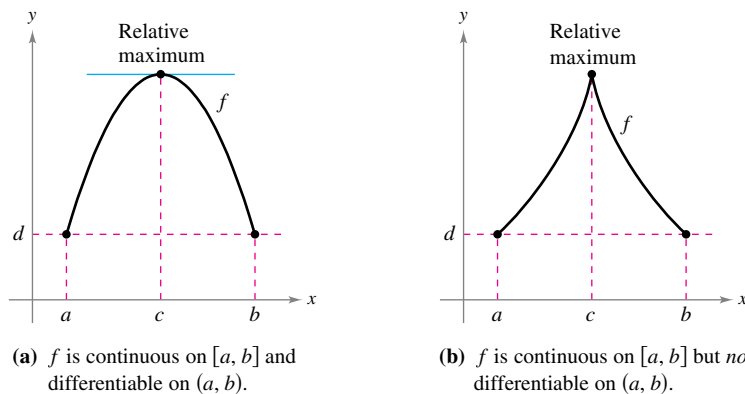
**Case 2:** Consider  $f(x) > d$  for some  $x$  in  $(a, b)$ . By the Extreme Value Theorem, you know that  $f$  has a maximum at some  $c$  in the interval. Moreover, because  $f(c) > d$ , this maximum does not occur at either endpoint. So,  $f$  has a maximum in the *open* interval  $(a, b)$ . This implies that  $f(c)$  is a *relative* maximum and, by Theorem 3.2,  $c$  is a critical number of  $f$ . Finally, because  $f$  is differentiable at  $c$ , you can conclude that  $f'(c) = 0$ .

**Case 3:** When  $f(x) < d$  for some  $x$  in  $(a, b)$ , you can use an argument similar to that in Case 2 but involving the minimum instead of the maximum. ■

#### ROLLE'S THEOREM

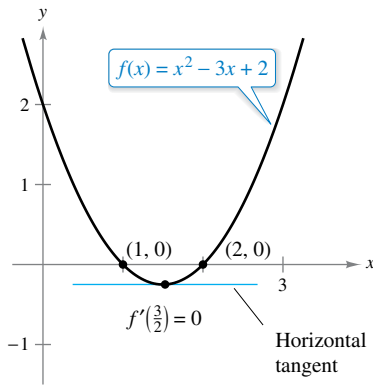
French mathematician Michel Rolle first published the theorem that bears his name in 1691. Before this time, however, Rolle was one of the most vocal critics of calculus, stating that it gave erroneous results and was based on unsound reasoning. Later in life, Rolle came to see the usefulness of calculus.

From Rolle's Theorem, you can see that if a function  $f$  is continuous on  $[a, b]$  and differentiable on  $(a, b)$ , and if  $f(a) = f(b)$ , then there must be at least one  $x$ -value between  $a$  and  $b$  at which the graph of  $f$  has a horizontal tangent [See Figure 3.8(a)]. When the differentiability requirement is dropped from Rolle's Theorem,  $f$  will still have a critical number in  $(a, b)$ , but it may not yield a horizontal tangent. Such a case is shown in Figure 3.8(b).



**Figure 3.8**





The  $x$ -value for which  $f'(x) = 0$  is between the two  $x$ -intercepts.

Figure 3.9

**EXAMPLE 1** Illustrating Rolle's Theorem

Find the two  $x$ -intercepts of

$$f(x) = x^2 - 3x + 2$$

and show that  $f'(x) = 0$  at some point between the two  $x$ -intercepts.

**Solution** Note that  $f$  is differentiable on the entire real number line. Setting  $f(x)$  equal to 0 produces

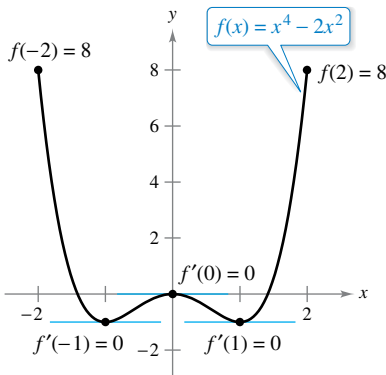
$$\begin{aligned} x^2 - 3x + 2 &= 0 && \text{Set } f(x) \text{ equal to } 0. \\ (x - 1)(x - 2) &= 0 && \text{Factor.} \\ x &= 1, 2. && \text{Solve for } x. \end{aligned}$$

So,  $f(1) = f(2) = 0$ , and from Rolle's Theorem you know that there *exists* at least one  $c$  in the interval  $(1, 2)$  such that  $f'(c) = 0$ . To *find* such a  $c$ , differentiate  $f$  to obtain

$$f'(x) = 2x - 3 \quad \text{Differentiate.}$$

and then determine that  $f'(x) = 0$  when  $x = \frac{3}{2}$ . Note that this  $x$ -value lies in the open interval  $(1, 2)$ , as shown in Figure 3.9.

Rolle's Theorem states that when  $f$  satisfies the conditions of the theorem, there must be *at least* one point between  $a$  and  $b$  at which the derivative is 0. There may, of course, be more than one such point, as shown in the next example.



$f'(x) = 0$  for more than one  $x$ -value in the interval  $(-2, 2)$ .

Figure 3.10

**EXAMPLE 2** Illustrating Rolle's Theorem

Let  $f(x) = x^4 - 2x^2$ . Find all values of  $c$  in the interval  $(-2, 2)$  such that  $f'(c) = 0$ .

**Solution** To begin, note that the function satisfies the conditions of Rolle's Theorem. That is,  $f$  is continuous on the interval  $[-2, 2]$  and differentiable on the interval  $(-2, 2)$ . Moreover, because  $f(-2) = f(2) = 8$ , you can conclude that there exists at least one  $c$  in  $(-2, 2)$  such that  $f'(c) = 0$ . Because

$$f'(x) = 4x^3 - 4x \quad \text{Differentiate.}$$

setting the derivative equal to 0 produces

$$\begin{aligned} 4x^3 - 4x &= 0 && \text{Set } f'(x) \text{ equal to } 0. \\ 4x(x - 1)(x + 1) &= 0 && \text{Factor.} \\ x &= 0, 1, -1. && \text{x-values for which } f'(x) = 0 \end{aligned}$$

So, in the interval  $(-2, 2)$ , the derivative is zero when  $x = -1, 0$ , and  $1$ , as shown in Figure 3.10.

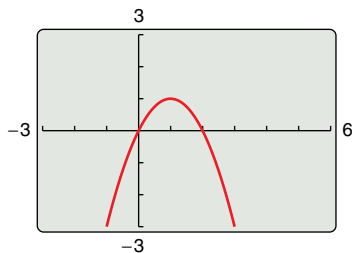


Figure 3.11

**TECHNOLOGY PITFALL** A graphing utility can be used to indicate whether the points on the graphs in Examples 1 and 2 are relative minima or relative maxima of the functions. When using a graphing utility, however, you should keep in mind that it can give misleading pictures of graphs. For example, use a graphing utility to graph

$$f(x) = 1 - (x - 1)^2 - \frac{1}{1000(x - 1)^{1/7} + 1}.$$

With most viewing windows, it appears that the function has a maximum of 1 when  $x = 1$ , as shown in Figure 3.11. By evaluating the function at  $x = 1$ , however, you can see that  $f(1) = 0$ . To determine the behavior of this function near  $x = 1$ , you need to examine the graph analytically to get the complete picture.

## The Mean Value Theorem

Rolle’s Theorem can be used to prove another theorem—the **Mean Value Theorem**.

•• **REMARK** The “mean” in the Mean Value Theorem refers to the mean (or average) rate of change of  $f$  on the interval  $[a, b]$ .

### THEOREM 3.4 The Mean Value Theorem

If  $f$  is continuous on the closed interval  $[a, b]$  and differentiable on the open interval  $(a, b)$ , then there exists a number  $c$  in  $(a, b)$  such that

$$f'(c) = \frac{f(b) - f(a)}{b - a}.$$

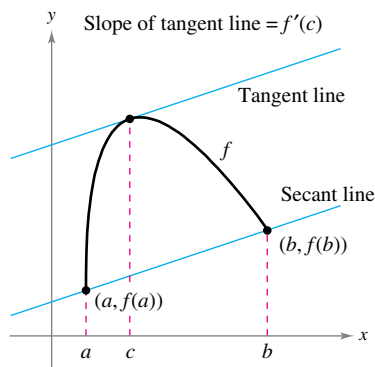


Figure 3.12

**Proof** Refer to Figure 3.12. The equation of the secant line that passes through the points  $(a, f(a))$  and  $(b, f(b))$  is

$$y = \left[ \frac{f(b) - f(a)}{b - a} \right] (x - a) + f(a).$$

Let  $g(x)$  be the difference between  $f(x)$  and  $y$ . Then

$$\begin{aligned} g(x) &= f(x) - y \\ &= f(x) - \left[ \frac{f(b) - f(a)}{b - a} \right] (x - a) - f(a). \end{aligned}$$

By evaluating  $g$  at  $a$  and  $b$ , you can see that

$$g(a) = 0 = g(b).$$

Because  $f$  is continuous on  $[a, b]$ , it follows that  $g$  is also continuous on  $[a, b]$ . Furthermore, because  $f$  is differentiable,  $g$  is also differentiable, and you can apply Rolle’s Theorem to the function  $g$ . So, there exists a number  $c$  in  $(a, b)$  such that  $g'(c) = 0$ , which implies that

$$\begin{aligned} g'(c) &= 0 \\ f'(c) - \frac{f(b) - f(a)}{b - a} &= 0. \end{aligned}$$

So, there exists a number  $c$  in  $(a, b)$  such that

$$f'(c) = \frac{f(b) - f(a)}{b - a}.$$

Although the Mean Value Theorem can be used directly in problem solving, it is used more often to prove other theorems. In fact, some people consider this to be the most important theorem in calculus—it is closely related to the Fundamental Theorem of Calculus discussed in Section 4.4. For now, you can get an idea of the versatility of the Mean Value Theorem by looking at the results stated in Exercises 77–85 in this section.

The Mean Value Theorem has implications for both basic interpretations of the derivative. Geometrically, the theorem guarantees the existence of a tangent line that is parallel to the secant line through the points

$$(a, f(a)) \quad \text{and} \quad (b, f(b)).$$

as shown in Figure 3.12. Example 3 illustrates this geometric interpretation of the Mean Value Theorem. In terms of rates of change, the Mean Value Theorem implies that there must be a point in the open interval  $(a, b)$  at which the instantaneous rate of change is equal to the average rate of change over the interval  $[a, b]$ . This is illustrated in Example 4.

**JOSEPH-LOUIS LAGRANGE**  
(1736–1813)

The Mean Value Theorem was first proved by the famous mathematician Joseph-Louis Lagrange. Born in Italy, Lagrange held a position in the court of Frederick the Great in Berlin for 20 years.

See [LarsonCalculus.com](http://LarsonCalculus.com) to read more of this biography.

**EXAMPLE 3****Finding a Tangent Line**

•••▶ See [LarsonCalculus.com](http://LarsonCalculus.com) for an interactive version of this type of example.

For  $f(x) = 5 - (4/x)$ , find all values of  $c$  in the open interval  $(1, 4)$  such that

$$f'(c) = \frac{f(4) - f(1)}{4 - 1}.$$

**Solution** The slope of the secant line through  $(1, f(1))$  and  $(4, f(4))$  is

$$\frac{f(4) - f(1)}{4 - 1} = \frac{4 - 1}{4 - 1} = 1. \quad \text{Slope of secant line}$$

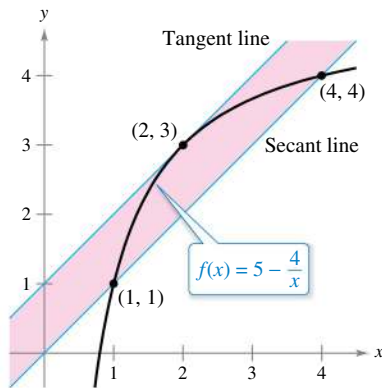
Note that the function satisfies the conditions of the Mean Value Theorem. That is,  $f$  is continuous on the interval  $[1, 4]$  and differentiable on the interval  $(1, 4)$ . So, there exists at least one number  $c$  in  $(1, 4)$  such that  $f'(c) = 1$ . Solving the equation  $f'(x) = 1$  yields

$$\frac{4}{x^2} = 1 \quad \text{Set } f'(x) \text{ equal to 1.}$$

which implies that

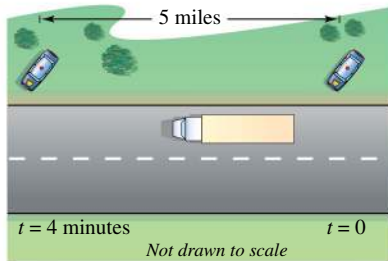
$$x = \pm 2.$$

So, in the interval  $(1, 4)$ , you can conclude that  $c = 2$ , as shown in Figure 3.13.



The tangent line at  $(2, 3)$  is parallel to the secant line through  $(1, 1)$  and  $(4, 4)$ .

**Figure 3.13**

**EXAMPLE 4****Finding an Instantaneous Rate of Change**

At some time  $t$ , the instantaneous velocity is equal to the average velocity over 4 minutes.

**Figure 3.14**

Two stationary patrol cars equipped with radar are 5 miles apart on a highway, as shown in Figure 3.14. As a truck passes the first patrol car, its speed is clocked at 55 miles per hour. Four minutes later, when the truck passes the second patrol car, its speed is clocked at 50 miles per hour. Prove that the truck must have exceeded the speed limit (of 55 miles per hour) at some time during the 4 minutes.

**Solution** Let  $t = 0$  be the time (in hours) when the truck passes the first patrol car. The time when the truck passes the second patrol car is

$$t = \frac{4}{60} = \frac{1}{15} \text{ hour.}$$

By letting  $s(t)$  represent the distance (in miles) traveled by the truck, you have  $s(0) = 0$  and  $s(\frac{1}{15}) = 5$ . So, the average velocity of the truck over the five-mile stretch of highway is

$$\text{Average velocity} = \frac{s(1/15) - s(0)}{(1/15) - 0} = \frac{5}{1/15} = 75 \text{ miles per hour.}$$

Assuming that the position function is differentiable, you can apply the Mean Value Theorem to conclude that the truck must have been traveling at a rate of 75 miles per hour sometime during the 4 minutes. ■

A useful alternative form of the Mean Value Theorem is: If  $f$  is continuous on  $[a, b]$  and differentiable on  $(a, b)$ , then there exists a number  $c$  in  $(a, b)$  such that

$$f(b) = f(a) + (b - a)f'(c). \quad \text{Alternative form of Mean Value Theorem}$$

When doing the exercises for this section, keep in mind that polynomial functions, rational functions, and trigonometric functions are differentiable at all points in their domains.

# 3.2 Exercises


See [CalcChat.com](http://CalcChat.com) for tutorial help and worked-out solutions to odd-numbered exercises.

### CONCEPT CHECK


- Rolle's Theorem** In your own words, describe Rolle's Theorem.
- Mean Value Theorem** In your own words, describe the Mean Value Theorem.

**Writing** In Exercises 3–6, explain why Rolle's Theorem does not apply to the function even though there exist  $a$  and  $b$  such that  $f(a) = f(b)$ .


- $f(x) = \left| \frac{1}{x} \right|$ ,  $[-1, 1]$
- $f(x) = 1 - |x - 1|$ ,  $[0, 2]$
- $f(x) = \cot \frac{x}{2}$ ,  $[\pi, 3\pi]$
- $f(x) = \sqrt{(2 - x^{2/3})^3}$ ,  $[-1, 1]$

 **Using Rolle's Theorem** In Exercises 7–10, find the two  $x$ -intercepts of the function  $f$  and show that  $f'(x) = 0$  at some point between the two  $x$ -intercepts.

- $f(x) = x^2 - x - 2$
- $f(x) = x^2 + 6x$
- $f(x) = x\sqrt{x+4}$
- $f(x) = -3x\sqrt{x+1}$

 **Using Rolle's Theorem** In Exercises 11–24, determine whether Rolle's Theorem can be applied to  $f$  on the closed interval  $[a, b]$ . If Rolle's Theorem can be applied, find all values of  $c$  in the open interval  $(a, b)$  such that  $f'(c) = 0$ . If Rolle's Theorem cannot be applied, explain why not.

- $f(x) = -x^2 + 3x$ ,  $[0, 3]$
- $f(x) = x^2 - 8x + 5$ ,  $[2, 6]$
- $f(x) = (x - 1)(x - 2)(x - 3)$ ,  $[1, 3]$
- $f(x) = (x - 4)(x + 2)^2$ ,  $[-2, 4]$
- $f(x) = x^{2/3} - 1$ ,  $[-8, 8]$
- $f(x) = 3 - |x - 3|$ ,  $[0, 6]$
- $f(x) = \frac{x^2 - 2x - 3}{x + 2}$ ,  $[-1, 3]$
- $f(x) = \frac{x^2 - 4}{x - 1}$ ,  $[-2, 2]$
- $f(x) = \sin x$ ,  $[0, 2\pi]$
- $f(x) = \cos x$ ,  $[\pi, 3\pi]$
- $f(x) = \cos \pi x$ ,  $[0, 2]$
- $f(x) = \sin 3x$ ,  $\left[ \frac{\pi}{2}, \frac{7\pi}{6} \right]$
- $f(x) = \tan x$ ,  $[0, \pi]$
- $f(x) = \sec x$ ,  $[\pi, 2\pi]$

 **Using Rolle's Theorem** In Exercises 25–28, use a graphing utility to graph the function on the closed interval  $[a, b]$ . Determine whether Rolle's Theorem can be applied to  $f$  on the interval and, if so, find all values of  $c$  in the open interval  $(a, b)$  such that  $f'(c) = 0$ .

- $f(x) = |x| - 1$ ,  $[-1, 1]$
- $f(x) = x - x^{1/3}$ ,  $[0, 1]$
- $f(x) = \frac{x}{2} - \sin \frac{\pi x}{6}$ ,  $[-1, 0]$
- $f(x) = x - \tan \pi x$ ,  $\left[ -\frac{1}{4}, \frac{1}{4} \right]$

**29. Vertical Motion** The height of a ball  $t$  seconds after it is thrown upward from a height of 6 feet and with an initial velocity of 48 feet per second is

$$f(t) = -16t^2 + 48t + 6.$$


- Verify that  $f(1) = f(2)$ .
- According to Rolle's Theorem, what must the velocity be at some time in the interval  $(1, 2)$ ? Find that time.

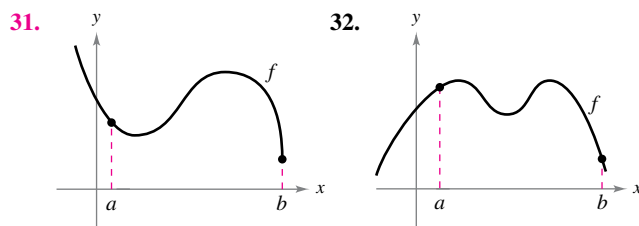
**30. Reorder Costs** The ordering and transportation cost  $C$  for components used in a manufacturing process is approximated by

$$C(x) = 10 \left( \frac{1}{x} + \frac{x}{x+3} \right)$$

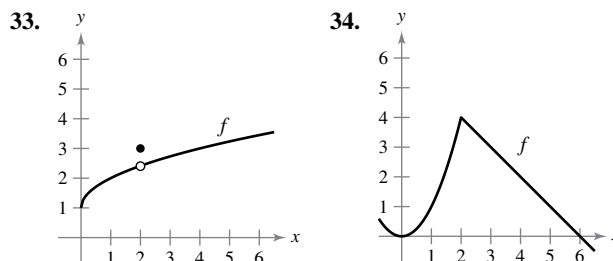
where  $C$  is measured in thousands of dollars and  $x$  is the order size in hundreds.

- Verify that  $C(3) = C(6)$ .
- According to Rolle's Theorem, the rate of change of the cost must be 0 for some order size in the interval  $(3, 6)$ . Find that order size.


 **Mean Value Theorem** In Exercises 31 and 32, copy the graph and sketch the secant line to the graph through the points  $(a, f(a))$  and  $(b, f(b))$ . Then sketch any tangent lines to the graph for each value of  $c$  guaranteed by the Mean Value Theorem. To print an enlarged copy of the graph, go to [MathGraphs.com](http://MathGraphs.com).



**Writing** In Exercises 33–36, explain why the Mean Value Theorem does not apply to the function  $f$  on the interval  $[0, 6]$ .



- $f(x) = \frac{1}{x-3}$
- $f(x) = |x-3|$

- 37. Mean Value Theorem** Consider the graph of the function  $f(x) = -x^2 + 5$  (see figure).
- Find the equation of the secant line joining the points  $(-1, 4)$  and  $(2, 1)$ .
  - Use the Mean Value Theorem to determine a point  $c$  in the interval  $(-1, 2)$  such that the tangent line at  $c$  is parallel to the secant line.
  - Find the equation of the tangent line through  $c$ .
-  (d) Use a graphing utility to graph  $f$ , the secant line, and the tangent line.

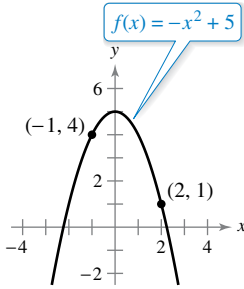


Figure for 37

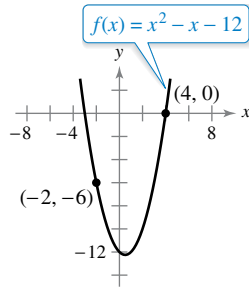



Figure for 38

- 38. Mean Value Theorem** Consider the graph of the function  $f(x) = x^2 - x - 12$  (see figure).
- Find the equation of the secant line joining the points  $(-2, -6)$  and  $(4, 0)$ .
  - Use the Mean Value Theorem to determine a point  $c$  in the interval  $(-2, 4)$  such that the tangent line at  $c$  is parallel to the secant line.
  - Find the equation of the tangent line through  $c$ .
-  (d) Use a graphing utility to graph  $f$ , the secant line, and the tangent line.




**Using the Mean Value Theorem** In Exercises 39–48, determine whether the Mean Value Theorem can be applied to  $f$  on the closed interval  $[a, b]$ . If the Mean Value Theorem can be applied, find all values of  $c$  in the open interval  $(a, b)$  such that

$$f'(c) = \frac{f(b) - f(a)}{b - a}.$$

If the Mean Value Theorem cannot be applied, explain why not.

- $f(x) = 6x^3$ ,  $[1, 2]$
- $f(x) = x^6$ ,  $[-1, 1]$
- $f(x) = x^3 + 2x + 4$ ,  $[-1, 0]$
- $f(x) = x^3 - 3x^2 + 9x + 5$ ,  $[0, 1]$
- $f(x) = \frac{x+2}{x-1}$ ,  $[-3, 3]$
- $f(x) = \frac{x}{x-5}$ ,  $[1, 4]$
- $f(x) = |2x + 1|$ ,  $[-1, 3]$
- $f(x) = \sqrt{2-x}$ ,  $[-7, 2]$
- $f(x) = \sin x$ ,  $[0, \pi]$
- $f(x) = \cos x + \tan x$ ,  $[0, \pi]$

 **Using the Mean Value Theorem** In Exercises 49–52, use a graphing utility to (a) graph the function  $f$  on the given interval, (b) find and graph the secant line through points on the graph of  $f$  at the endpoints of the given interval, and (c) find and graph any tangent lines to the graph of  $f$  that are parallel to the secant line.

49.  $f(x) = \frac{x}{x+1}$ ,  $[-\frac{1}{2}, 2]$

50.  $f(x) = x - 2 \sin x$ ,  $[-\pi, \pi]$

51.  $f(x) = \sqrt{x}$ ,  $[1, 9]$

52.  $f(x) = x^4 - 2x^3 + x^2$ ,  $[0, 6]$

**53. Vertical Motion** The height of an object  $t$  seconds after it is dropped from a height of 300 meters is

$$s(t) = -4.9t^2 + 300.$$

- Find the average velocity of the object during the first 3 seconds.
- Use the Mean Value Theorem to verify that at some time during the first 3 seconds of fall, the instantaneous velocity equals the average velocity. Find that time.

**54. Sales** A company introduces a new product for which the number of units sold  $S$  is

$$S(t) = 200\left(5 - \frac{9}{2+t}\right)$$

where  $t$  is the time in months.

- Find the average rate of change of  $S$  during the first year.
- During what month of the first year does  $S'(t)$  equal the average rate of change?

**EXPLORING CONCEPTS**

**55. Converse of Rolle's Theorem** Let  $f$  be continuous on  $[a, b]$  and differentiable on  $(a, b)$ . If there exists  $c$  in  $(a, b)$  such that  $f'(c) = 0$ , does it follow that  $f(a) = f(b)$ ? Explain.

**56. Rolle's Theorem** Let  $f$  be continuous on  $[a, b]$  and differentiable on  $(a, b)$ . Also, suppose that  $f(a) = f(b)$  and that  $c$  is a real number in the interval  $(a, b)$  such that  $f'(c) = 0$ . Find an interval for the function  $g$  over which Rolle's Theorem can be applied, and find the corresponding critical number of  $g$ , where  $k$  is a constant.

(a)  $g(x) = f(x) + k$     (b)  $g(x) = f(x - k)$

(c)  $g(x) = f(kx)$

**57. Rolle's Theorem** The function

$$f(x) = \begin{cases} 0, & x = 0 \\ 1 - x, & 0 < x \leq 1 \end{cases}$$

is differentiable on  $(0, 1)$  and satisfies  $f(0) = f(1)$ . However, its derivative is never zero on  $(0, 1)$ . Does this contradict Rolle's Theorem? Explain.

**58. Mean Value Theorem** Can you find a function  $f$  such that  $f(-2) = -2$ ,  $f(2) = 6$ , and  $f'(x) < 1$  for all  $x$ ? Why or why not?

59. Speed

A plane begins its takeoff at 2:00 P.M. on a 2500-mile flight. After 5.5 hours, the plane arrives at its destination. Explain why there are at least two times during the flight when the speed of the plane is 400 miles per hour.



60. Temperature When an object is removed from a furnace and placed in an environment with a constant temperature of 90°F, its core temperature is 1500°F. Five hours later, the core temperature is 390°F. Explain why there must exist a time in the interval (0, 5) when the temperature is decreasing at a rate of 222°F per hour.

61. Velocity Two bicyclists begin a race at 8:00 A.M. They both finish the race 2 hours and 15 minutes later. Prove that at some time during the race, the bicyclists are traveling at the same velocity.

62. Acceleration At 9:13 A.M., a sports car is traveling 35 miles per hour. Two minutes later, the car is traveling 85 miles per hour. Prove that at some time during this two-minute interval, the car's acceleration is exactly 1500 miles per hour squared.

63. Think About It Sketch the graph of an arbitrary function  $f$  that satisfies the given condition but does not satisfy the conditions of the Mean Value Theorem on the interval  $[-5, 5]$ .

- (a)  $f$  is continuous.
- (b)  $f$  is not continuous.

67.  $3x + 1 - \sin x = 0$

68.  $2x - 2 - \cos x = 0$

**Using a Derivative** In Exercises 69–72, find a function  $f$  that has the derivative  $f'(x)$  and whose graph passes through the given point. Explain your reasoning.

69.  $f'(x) = 0, (2, 5)$

70.  $f'(x) = 4, (0, 1)$

71.  $f'(x) = 2x, (1, 0)$

72.  $f'(x) = 6x - 1, (2, 7)$

**True or False?** In Exercises 73–76, determine whether the statement is true or false. If it is false, explain why or give an example that shows it is false.

73. The Mean Value Theorem can be applied to

$$f(x) = \frac{1}{x}$$

on the interval  $[-1, 1]$ .

74. If the graph of a function has three  $x$ -intercepts, then it must have at least two points at which its tangent line is horizontal.

75. If the graph of a polynomial function has three  $x$ -intercepts, then it must have at least two points at which its tangent line is horizontal.

76. The Mean Value Theorem can be applied to  $f(x) = \tan x$  on the interval  $[0, \pi/4]$ .

77. **Proof** Prove that if  $a > 0$  and  $n$  is any positive integer, then the polynomial function  $p(x) = x^{2n+1} + ax + b$  cannot have two real roots.

78. **Proof** Prove that if  $f'(x) = 0$  for all  $x$  in an interval  $(a, b)$ , then  $f$  is constant on  $(a, b)$ .

79. **Proof** Let  $p(x) = Ax^2 + Bx + C$ . Prove that for any interval  $[a, b]$ , the value  $c$  guaranteed by the Mean Value Theorem is the midpoint of the interval.

80. Using Rolle's Theorem

(a) Let  $f(x) = x^2$  and  $g(x) = -x^3 + x^2 + 3x + 2$ . Then  $f(-1) = g(-1)$  and  $f(2) = g(2)$ . Show that there is at least one value  $c$  in the interval  $(-1, 2)$  where the tangent line to  $f$  at  $(c, f(c))$  is parallel to the tangent line to  $g$  at  $(c, g(c))$ . Identify  $c$ .

(b) Let  $f$  and  $g$  be differentiable functions on  $[a, b]$ , where  $f(a) = g(a)$  and  $f(b) = g(b)$ . Show that there is at least one value  $c$  in the interval  $(a, b)$  where the tangent line to  $f$  at  $(c, f(c))$  is parallel to the tangent line to  $g$  at  $(c, g(c))$ .

81. **Proof** Prove that if  $f$  is differentiable on  $(-\infty, \infty)$  and  $f'(x) < 1$  for all real numbers, then  $f$  has at most one fixed point. [A fixed point of a function  $f$  is a real number  $c$  such that  $f(c) = c$ .]

82. **Fixed Point** Use the result of Exercise 81 to show that  $f(x) = \frac{1}{2} \cos x$  has at most one fixed point.

83. **Proof** Prove that  $|\cos a - \cos b| \leq |a - b|$  for all  $a$  and  $b$ .

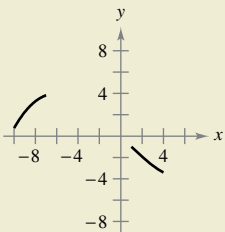
84. **Proof** Prove that  $|\sin a - \sin b| \leq |a - b|$  for all  $a$  and  $b$ .

85. **Using the Mean Value Theorem** Let  $0 < a < b$ . Use the Mean Value Theorem to show that

$$\sqrt{b} - \sqrt{a} < \frac{b - a}{2\sqrt{a}}$$



64. **HOW DO YOU SEE IT?** The figure shows two parts of the graph of a continuous differentiable function  $f$  on  $[-10, 4]$ . The derivative  $f'$  is also continuous. To print an enlarged copy of the graph, go to [MathGraphs.com](http://MathGraphs.com).



- (a) Explain why  $f$  must have at least one zero in  $[-10, 4]$ .
- (b) Explain why  $f'$  must also have at least one zero in the interval  $[-10, 4]$ . What are these zeros called?
- (c) Make a possible sketch of the function, where  $f'$  has one zero on the interval  $[-10, 4]$ .

**Finding a Solution** In Exercises 65–68, use the Intermediate Value Theorem and Rolle's Theorem to prove that the equation has exactly one real solution.

65.  $x^5 + x^3 + x + 1 = 0$

66.  $2x^5 + 7x - 1 = 0$

## 3.3 Increasing and Decreasing Functions and the First Derivative Test

- Determine intervals on which a function is increasing or decreasing.
- Apply the First Derivative Test to find relative extrema of a function.

### Increasing and Decreasing Functions

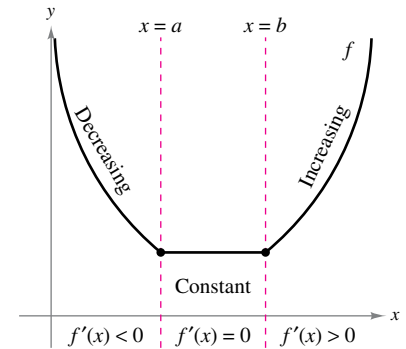
In this section, you will learn how derivatives can be used to *classify* relative extrema as either relative minima or relative maxima. First, it is important to define increasing and decreasing functions.

#### Definitions of Increasing and Decreasing Functions

A function  $f$  is **increasing** on an interval when, for any two numbers  $x_1$  and  $x_2$  in the interval,  $x_1 < x_2$  implies  $f(x_1) < f(x_2)$ .

A function  $f$  is **decreasing** on an interval when, for any two numbers  $x_1$  and  $x_2$  in the interval,  $x_1 < x_2$  implies  $f(x_1) > f(x_2)$ .

A function is increasing when, as  $x$  moves to the right, its graph moves up, and is decreasing when its graph moves down. For example, the function in Figure 3.15 is decreasing on the interval  $(-\infty, a)$ , is constant on the interval  $(a, b)$ , and is increasing on the interval  $(b, \infty)$ . As shown in Theorem 3.5 below, a positive derivative implies that the function is increasing, a negative derivative implies that the function is decreasing, and a zero derivative on an entire interval implies that the function is constant on that interval.



The derivative is related to the slope of a function.

Figure 3.15

#### THEOREM 3.5 Test for Increasing and Decreasing Functions

Let  $f$  be a function that is continuous on the closed interval  $[a, b]$  and differentiable on the open interval  $(a, b)$ .

1. If  $f'(x) > 0$  for all  $x$  in  $(a, b)$ , then  $f$  is increasing on  $[a, b]$ .
2. If  $f'(x) < 0$  for all  $x$  in  $(a, b)$ , then  $f$  is decreasing on  $[a, b]$ .
3. If  $f'(x) = 0$  for all  $x$  in  $(a, b)$ , then  $f$  is constant on  $[a, b]$ .



..... ▷  
 • **REMARK** The conclusions in the first two cases of Theorem 3.5 are valid even when  $f'(x) = 0$  at a finite number of  $x$ -values in  $(a, b)$ .

**Proof** To prove the first case, assume that  $f'(x) > 0$  for all  $x$  in the interval  $(a, b)$  and let  $x_1 < x_2$  be any two points in the interval. By the Mean Value Theorem, you know that there exists a number  $c$  such that  $x_1 < c < x_2$ , and

$$f'(c) = \frac{f(x_2) - f(x_1)}{x_2 - x_1}.$$

Because  $f'(c) > 0$  and  $x_2 - x_1 > 0$ , you know that  $f(x_2) - f(x_1) > 0$ , which implies that  $f(x_1) < f(x_2)$ . So,  $f$  is increasing on the interval. The second case has a similar proof (see Exercise 97), and the third case is a consequence of Exercise 78 in Section 3.2. ■

**EXAMPLE 1** Intervals on Which  $f$  Is Increasing or Decreasing

Find the open intervals on which  $f(x) = x^3 - \frac{3}{2}x^2$  is increasing or decreasing.

**Solution** Note that  $f$  is differentiable on the entire real number line and the derivative of  $f$  is

$$f(x) = x^3 - \frac{3}{2}x^2 \quad \text{Write original function.}$$

$$f'(x) = 3x^2 - 3x. \quad \text{Differentiate.}$$

To determine the critical numbers of  $f$ , set  $f'(x)$  equal to zero.

$$3x^2 - 3x = 0 \quad \text{Set } f'(x) \text{ equal to 0.}$$

$$3(x)(x - 1) = 0 \quad \text{Factor.}$$

$$x = 0, 1 \quad \text{Critical numbers}$$

Because there are no points for which  $f'$  does not exist, you can conclude that  $x = 0$  and  $x = 1$  are the only critical numbers. The table summarizes the testing of the three intervals determined by these two critical numbers.

Interval	$-\infty < x < 0$	$0 < x < 1$	$1 < x < \infty$
Test Value	$x = -1$	$x = \frac{1}{2}$	$x = 2$
Sign of $f'(x)$	$f'(-1) = 6 > 0$	$f'(\frac{1}{2}) = -\frac{3}{4} < 0$	$f'(2) = 6 > 0$
Conclusion	Increasing	Decreasing	Increasing

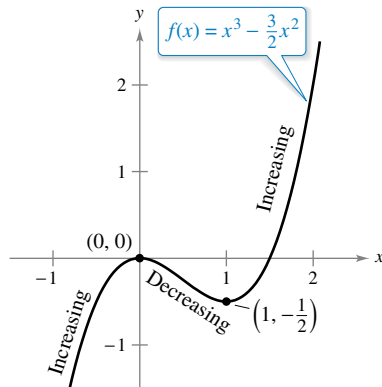
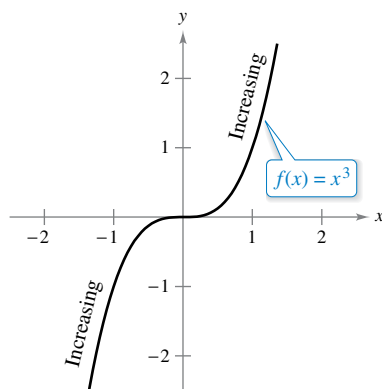
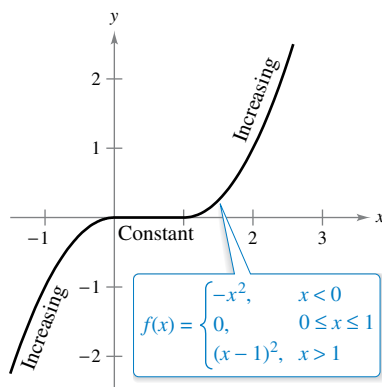


Figure 3.16



(a) Strictly monotonic function



(b) Not strictly monotonic

Figure 3.17

By Theorem 3.5,  $f$  is increasing on the intervals  $(-\infty, 0)$  and  $(1, \infty)$  and decreasing on the interval  $(0, 1)$ , as shown in Figure 3.16.

Example 1 gives you one instance of how to find intervals on which a function is increasing or decreasing. The guidelines below summarize the steps followed in that example.

**GUIDELINES FOR FINDING INTERVALS ON WHICH A FUNCTION IS INCREASING OR DECREASING**

Let  $f$  be continuous on the interval  $(a, b)$ . To find the open intervals on which  $f$  is increasing or decreasing, use the following steps.

1. Locate the critical numbers of  $f$  in  $(a, b)$ , and use these numbers to determine test intervals.
2. Determine the sign of  $f'(x)$  at one test value in each of the intervals.
3. Use Theorem 3.5 to determine whether  $f$  is increasing or decreasing on each interval.

These guidelines are also valid when the interval  $(a, b)$  is replaced by an interval of the form  $(-\infty, b)$ ,  $(a, \infty)$ , or  $(-\infty, \infty)$ .

A function is **strictly monotonic** on an interval when it is either increasing on the entire interval or decreasing on the entire interval. For instance, the function  $f(x) = x^3$  is strictly monotonic on the entire real number line because it is increasing on the entire real number line, as shown in Figure 3.17(a). The function shown in Figure 3.17(b) is not strictly monotonic on the entire real number line because it is constant on the interval  $[0, 1]$ .

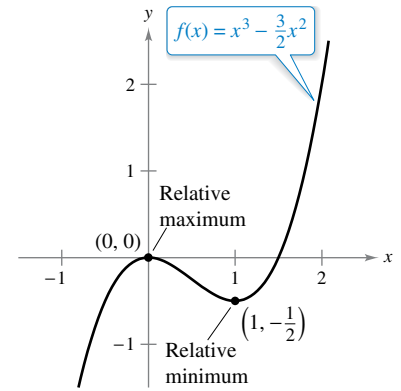


### The First Derivative Test

After you have determined the intervals on which a function is increasing or decreasing, it is not difficult to locate the relative extrema of the function. For instance, in Figure 3.18 (from Example 1), the function

$$f(x) = x^3 - \frac{3}{2}x^2$$

has a relative maximum at the point  $(0, 0)$  because  $f$  is increasing immediately to the left of  $x = 0$  and decreasing immediately to the right of  $x = 0$ . Similarly,  $f$  has a relative minimum at the point  $(1, -\frac{1}{2})$  because  $f$  is decreasing immediately to the left of  $x = 1$  and increasing immediately to the right of  $x = 1$ . The next theorem makes this more explicit.



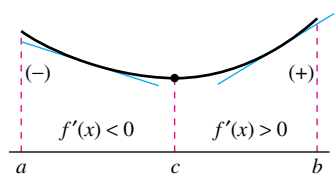
Relative extrema of  $f$   
Figure 3.18

#### THEOREM 3.6 The First Derivative Test

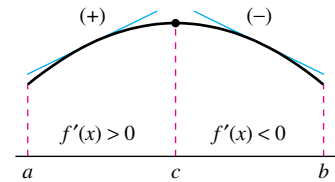
Let  $c$  be a critical number of a function  $f$  that is continuous on an open interval  $I$  containing  $c$ . If  $f$  is differentiable on the interval, except possibly at  $c$ , then  $f(c)$  can be classified as follows.



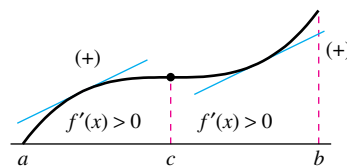
1. If  $f'(x)$  changes from negative to positive at  $c$ , then  $f$  has a *relative minimum* at  $(c, f(c))$ .
2. If  $f'(x)$  changes from positive to negative at  $c$ , then  $f$  has a *relative maximum* at  $(c, f(c))$ .
3. If  $f'(x)$  is positive on both sides of  $c$  or negative on both sides of  $c$ , then  $f(c)$  is neither a relative minimum nor a relative maximum.



Relative minimum



Relative maximum



Neither relative minimum nor relative maximum

**Proof** Assume that  $f'(x)$  changes from negative to positive at  $c$ . Then there exist  $a$  and  $b$  in  $I$  such that

$$f'(x) < 0 \text{ for all } x \text{ in } (a, c) \quad \text{and} \quad f'(x) > 0 \text{ for all } x \text{ in } (c, b).$$

By Theorem 3.5,  $f$  is decreasing on  $[a, c]$  and increasing on  $[c, b]$ . So,  $f(c)$  is a minimum of  $f$  on the open interval  $(a, b)$  and, consequently, a relative minimum of  $f$ . This proves the first case of the theorem. The second case can be proved in a similar way (see Exercise 98). ■

**EXAMPLE 2** Applying the First Derivative Test

Find the relative extrema of  $f(x) = \frac{1}{2}x - \sin x$  in the interval  $(0, 2\pi)$ .

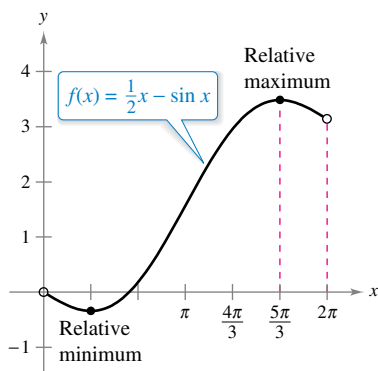
**Solution** Note that  $f$  is continuous on the interval  $(0, 2\pi)$ . The derivative of  $f$  is  $f'(x) = \frac{1}{2} - \cos x$ . To determine the critical numbers of  $f$  in this interval, set  $f'(x)$  equal to 0.

$$\frac{1}{2} - \cos x = 0 \quad \text{Set } f'(x) \text{ equal to 0.}$$

$$\cos x = \frac{1}{2}$$

$$x = \frac{\pi}{3}, \frac{5\pi}{3} \quad \text{Critical numbers}$$

Because there are no points for which  $f'$  does not exist, you can conclude that  $x = \pi/3$  and  $x = 5\pi/3$  are the only critical numbers. The table summarizes the testing of the three intervals determined by these two critical numbers. By applying the First Derivative Test, you can conclude that  $f$  has a relative minimum at the point where  $x = \pi/3$  and a relative maximum at the point where  $x = 5\pi/3$ , as shown in Figure 3.19.



A relative minimum occurs where  $f$  changes from decreasing to increasing, and a relative maximum occurs where  $f$  changes from increasing to decreasing.

Figure 3.19

Interval	$0 < x < \frac{\pi}{3}$	$\frac{\pi}{3} < x < \frac{5\pi}{3}$	$\frac{5\pi}{3} < x < 2\pi$
Test Value	$x = \frac{\pi}{4}$	$x = \pi$	$x = \frac{7\pi}{4}$
Sign of $f'(x)$	$f'\left(\frac{\pi}{4}\right) < 0$	$f'(\pi) > 0$	$f'\left(\frac{7\pi}{4}\right) < 0$
Conclusion	Decreasing	Increasing	Decreasing

**EXAMPLE 3** Applying the First Derivative Test

Find the relative extrema of  $f(x) = (x^2 - 4)^{2/3}$ .

**Solution** Begin by noting that  $f$  is continuous on the entire real number line. The derivative of  $f$

$$f'(x) = \frac{2}{3}(x^2 - 4)^{-1/3}(2x) \quad \text{General Power Rule}$$

$$= \frac{4x}{3(x^2 - 4)^{1/3}} \quad \text{Simplify.}$$

is 0 when  $x = 0$  and does not exist when  $x = \pm 2$ . So, the critical numbers are  $x = -2$ ,  $x = 0$ , and  $x = 2$ . The table summarizes the testing of the four intervals determined by these three critical numbers. By applying the First Derivative Test, you can conclude that  $f$  has a relative minimum at the point  $(-2, 0)$ , a relative maximum at the point  $(0, \sqrt[3]{16})$ , and another relative minimum at the point  $(2, 0)$ , as shown in Figure 3.20.

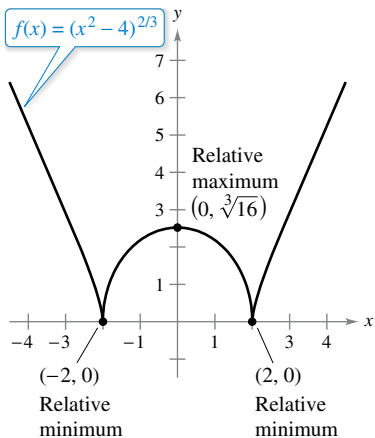


Figure 3.20

Interval	$-\infty < x < -2$	$-2 < x < 0$	$0 < x < 2$	$2 < x < \infty$
Test Value	$x = -3$	$x = -1$	$x = 1$	$x = 3$
Sign of $f'(x)$	$f'(-3) < 0$	$f'(-1) > 0$	$f'(1) < 0$	$f'(3) > 0$
Conclusion	Decreasing	Increasing	Decreasing	Increasing

Note that in Examples 1 and 2, the given functions are differentiable on the entire real number line. For such functions, the only critical numbers are those for which  $f'(x) = 0$ . Example 3 concerns a function that has two types of critical numbers—those for which  $f'(x) = 0$  and those for which  $f$  is not differentiable.

When using the First Derivative Test, be sure to consider the domain of the function. For instance, in the next example, the function

$$f(x) = \frac{x^4 + 1}{x^2}$$

is not defined when  $x = 0$ . This  $x$ -value must be used with the critical numbers to determine the test intervals.

**EXAMPLE 4** Applying the First Derivative Test

•••▶ See [LarsonCalculus.com](http://LarsonCalculus.com) for an interactive version of this type of example.

Find the relative extrema of  $f(x) = \frac{x^4 + 1}{x^2}$ .

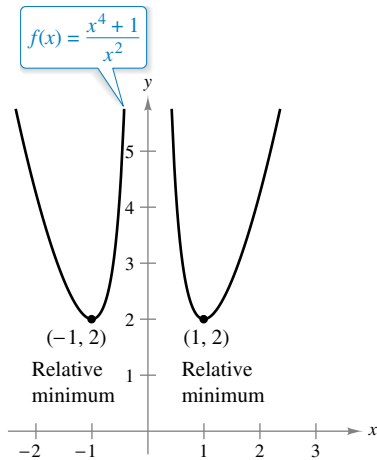
**Solution** Note that  $f$  is not defined when  $x = 0$ .

$$\begin{aligned} f(x) &= x^2 + x^{-2} && \text{Rewrite original function.} \\ f'(x) &= 2x - 2x^{-3} && \text{Differentiate.} \\ &= 2x - \frac{2}{x^3} && \text{Rewrite with positive exponent.} \\ &= \frac{2(x^4 - 1)}{x^3} && \text{Simplify.} \\ &= \frac{2(x^2 + 1)(x - 1)(x + 1)}{x^3} && \text{Factor.} \end{aligned}$$

So,  $f'(x)$  is zero at  $x = \pm 1$ . Moreover, because  $x = 0$  is not in the domain of  $f$ , you should use this  $x$ -value along with the critical numbers to determine the test intervals.

$$\begin{aligned} x &= \pm 1 && \text{Critical numbers, } f'(\pm 1) = 0 \\ x &= 0 && 0 \text{ is not in the domain of } f. \end{aligned}$$

The table summarizes the testing of the four intervals determined by these three  $x$ -values. By applying the First Derivative Test, you can conclude that  $f$  has one relative minimum at the point  $(-1, 2)$  and another at the point  $(1, 2)$ , as shown in Figure 3.21.



$x$ -values that are not in the domain of  $f$ , as well as critical numbers, determine test intervals for  $f'$ .

**Figure 3.21**

Interval	$-\infty < x < -1$	$-1 < x < 0$	$0 < x < 1$	$1 < x < \infty$
Test Value	$x = -2$	$x = -\frac{1}{2}$	$x = \frac{1}{2}$	$x = 2$
Sign of $f'(x)$	$f'(-2) < 0$	$f'(-\frac{1}{2}) > 0$	$f'(\frac{1}{2}) < 0$	$f'(2) > 0$
Conclusion	Decreasing	Increasing	Decreasing	Increasing

▶ **TECHNOLOGY** The most difficult step in applying the First Derivative Test is finding the values for which the derivative is equal to 0. For instance, the values of  $x$  for which the derivative of

$$f(x) = \frac{x^4 + 1}{x^2 + 1}$$

is equal to zero are  $x = 0$  and  $x = \pm\sqrt{\sqrt{2} - 1}$ . If you have access to technology that can perform symbolic differentiation and solve equations, use it to apply the First Derivative Test to this function.



When a projectile is propelled from ground level and air resistance is neglected, the object will travel farthest with an initial angle of  $45^\circ$ . When, however, the projectile is propelled from a point above ground level, the angle that yields a maximum horizontal distance is not  $45^\circ$  (see Example 5).

**EXAMPLE 5** The Path of a Projectile

Neglecting air resistance, the path of a projectile that is propelled at an angle  $\theta$  is

$$y = -\frac{g \sec^2 \theta}{2v_0^2}x^2 + (\tan \theta)x + h, \quad 0 \leq \theta \leq \frac{\pi}{2}$$

where  $y$  is the height,  $x$  is the horizontal distance,  $g$  is the acceleration due to gravity,  $v_0$  is the initial velocity, and  $h$  is the initial height. (This equation is derived in Section 12.3.) Let  $g = 32$  feet per second per second,  $v_0 = 24$  feet per second, and  $h = 9$  feet. What value of  $\theta$  will produce a maximum horizontal distance?

**Solution** To find the distance the projectile travels, let  $y = 0$ ,  $g = 32$ ,  $v_0 = 24$ , and  $h = 9$ . Then substitute these values in the given equation as shown.

$$\begin{aligned} -\frac{g \sec^2 \theta}{2v_0^2}x^2 + (\tan \theta)x + h &= y \\ -\frac{32 \sec^2 \theta}{2(24^2)}x^2 + (\tan \theta)x + 9 &= 0 \\ -\frac{\sec^2 \theta}{36}x^2 + (\tan \theta)x + 9 &= 0 \end{aligned}$$

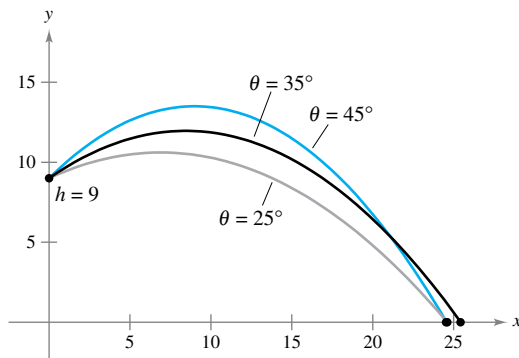
Next, solve for  $x$  using the Quadratic Formula with  $a = (-\sec^2 \theta)/36$ ,  $b = \tan \theta$ , and  $c = 9$ .

$$\begin{aligned} x &= \frac{-b \pm \sqrt{b^2 - 4ac}}{2a} \\ x &= \frac{-\tan \theta \pm \sqrt{(\tan \theta)^2 - 4[-\sec^2 \theta/36](9)}}{2[-\sec^2 \theta/36]} \\ x &= \frac{-\tan \theta \pm \sqrt{\tan^2 \theta + \sec^2 \theta}}{(-\sec^2 \theta)/18} \\ x &= 18(\cos \theta)(\sin \theta + \sqrt{\sin^2 \theta + 1}), \quad x \geq 0 \end{aligned}$$

At this point, you need to find the value of  $\theta$  that produces a maximum value of  $x$ . Applying the First Derivative Test by hand would be very tedious. Using technology to solve the equation  $dx/d\theta = 0$ , however, eliminates most of the messy computations. The result is that the maximum value of  $x$  occurs when

$$\theta \approx 0.61548 \text{ radian, or } 35.3^\circ.$$

This conclusion is reinforced by sketching the path of the projectile for different values of  $\theta$ , as shown in Figure 3.22. Of the three paths shown, note that the distance traveled is greatest for  $\theta = 35^\circ$ .



The path of a projectile with initial angle  $\theta$

**Figure 3.22**

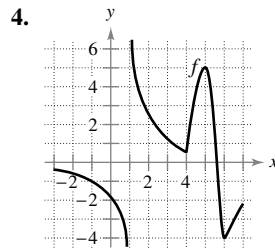
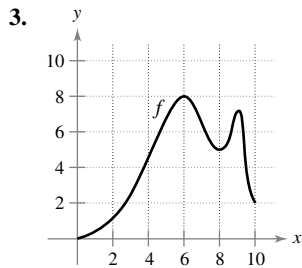
## 3.3 Exercises

See [CalcChat.com](http://CalcChat.com) for tutorial help and worked-out solutions to odd-numbered exercises.

### CONCEPT CHECK

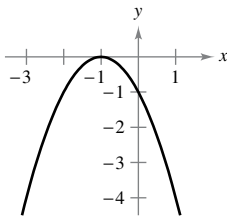
- Increasing and Decreasing Functions** Describe the Test for Increasing and Decreasing Functions in your own words.
- First Derivative Test** Describe the First Derivative Test in your own words.

**Using a Graph** In Exercises 3 and 4, use the graph of  $f$  to find (a) the largest open interval on which  $f$  is increasing and (b) the largest open interval on which  $f$  is decreasing.

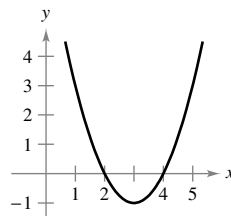


**Using a Graph** In Exercises 5–10, use the graph to estimate the open intervals on which the function is increasing or decreasing. Then find the open intervals analytically.

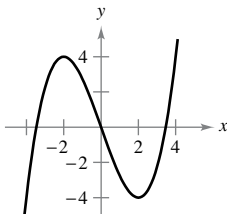
5.  $y = -(x + 1)^2$



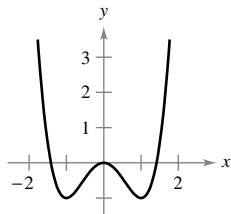
6.  $f(x) = x^2 - 6x + 8$



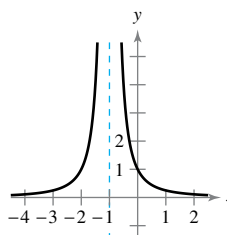
7.  $y = \frac{x^3}{4} - 3x$



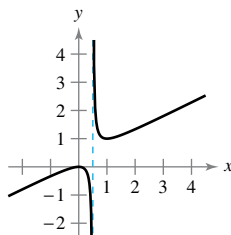
8.  $f(x) = x^4 - 2x^2$



9.  $f(x) = \frac{1}{(x + 1)^2}$



10.  $y = \frac{x^2}{2x - 1}$



**Intervals on Which a Function Is Increasing or Decreasing** In Exercises 11–18, find the open intervals on which the function is increasing or decreasing.

11.  $g(x) = x^2 - 2x - 8$

12.  $h(x) = 12x - x^3$

13.  $y = x\sqrt{16 - x^2}$

14.  $y = x + \frac{9}{x}$

15.  $f(x) = \sin x - 1, \quad 0 < x < 2\pi$

16.  $f(x) = \cos \frac{3x}{2}, \quad 0 < x < 2\pi$

17.  $y = x - 2 \cos x, \quad 0 < x < 2\pi$

18.  $f(x) = \sin^2 x + \sin x, \quad 0 < x < 2\pi$



**Applying the First Derivative Test** In Exercises 19–40, (a) find the critical numbers of  $f$ , if any, (b) find the open intervals on which the function is increasing or decreasing, (c) apply the First Derivative Test to identify all relative extrema, and (d) use a graphing utility to confirm your results.

19.  $f(x) = x^2 - 8x$

20.  $f(x) = x^2 + 6x + 10$

21.  $f(x) = -2x^2 + 4x + 3$

22.  $f(x) = -3x^2 - 4x - 2$

23.  $f(x) = -7x^3 + 21x + 3$

24.  $f(x) = x^3 - 6x^2 + 15$

25.  $f(x) = (x - 1)^2(x + 3)$

26.  $f(x) = (8 - x)(x + 1)^2$

27.  $f(x) = \frac{x^5 - 5x}{5}$

28.  $f(x) = \frac{-x^6 + 6x}{10}$

29.  $f(x) = x^{1/3} + 1$

30.  $f(x) = x^{2/3} - 4$

31.  $f(x) = (x + 2)^{2/3}$

32.  $f(x) = (x - 3)^{1/3}$

33.  $f(x) = 5 - |x - 5|$

34.  $f(x) = |x + 3| - 1$

35.  $f(x) = 2x + \frac{1}{x}$

36.  $f(x) = \frac{x}{x - 5}$

37.  $f(x) = \frac{x^2}{x^2 - 9}$

38.  $f(x) = \frac{x^2 - 2x + 1}{x + 1}$

39.  $f(x) = \begin{cases} 4 - x^2, & x \leq 0 \\ -2x, & x > 0 \end{cases}$

40.  $f(x) = \begin{cases} 2x + 1, & x \leq -1 \\ x^2 - 2, & x > -1 \end{cases}$



**Applying the First Derivative Test** In Exercises 41–48, consider the function on the interval  $(0, 2\pi)$ . (a) Find the open intervals on which the function is increasing or decreasing. (b) Apply the First Derivative Test to identify all relative extrema. (c) Use a graphing utility to confirm your results.

41.  $f(x) = x - 2 \sin x$

42.  $f(x) = \sin x \cos x + 5$

43.  $f(x) = \sin x + \cos x$

44.  $f(x) = \frac{x}{2} + \cos x$

45.  $f(x) = \cos^2(2x)$

46.  $f(x) = \sin x - \sqrt{3} \cos x$

47.  $f(x) = \sin^2 x + \sin x$

48.  $f(x) = \frac{\sin x}{1 + \cos^2 x}$

**Technology** In Exercises 49–54, (a) use a computer algebra system to differentiate the function, (b) sketch the graphs of  $f$  and  $f'$  on the same set of coordinate axes over the given interval, (c) find the critical numbers of  $f$  in the open interval, and (d) find the interval(s) on which  $f'$  is positive and the interval(s) on which  $f'$  is negative. Compare the behavior of  $f$  and the sign of  $f'$ .

49.  $f(x) = 2x\sqrt{9 - x^2}$ ,  $[-3, 3]$

50.  $f(x) = 10(5 - \sqrt{x^2 - 3x + 16})$ ,  $[0, 5]$

51.  $f(t) = t^2 \sin t$ ,  $[0, 2\pi]$

52.  $f(x) = \frac{x}{2} + \cos \frac{x}{2}$ ,  $[0, 4\pi]$

53.  $f(x) = -3 \sin \frac{x}{3}$ ,  $[0, 6\pi]$

54.  $f(x) = 2 \sin 3x + 4 \cos 3x$ ,  $[0, \pi]$

**Comparing Functions** In Exercises 55 and 56, use symmetry, extrema, and zeros to sketch the graph of  $f$ . How do the functions  $f$  and  $g$  differ?

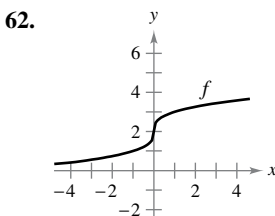
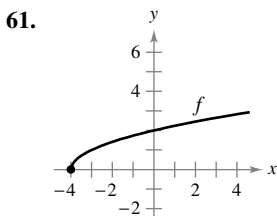
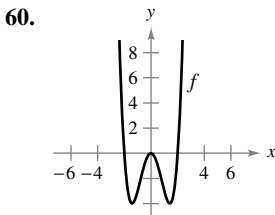
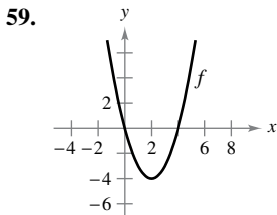
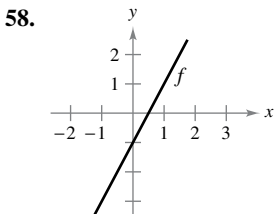
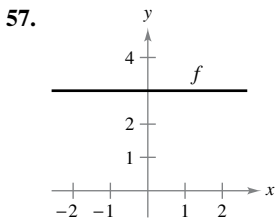
55.  $f(x) = \frac{x^5 - 4x^3 + 3x}{x^2 - 1}$

$g(x) = x(x^2 - 3)$

56.  $f(t) = \cos^2 t - \sin^2 t$

$g(t) = 1 - 2 \sin^2 t$

**Think About It** In Exercises 57–62, the graph of  $f$  is shown in the figure. Sketch a graph of the derivative of  $f$ . To print an enlarged copy of the graph, go to [MathGraphs.com](http://MathGraphs.com).



**EXPLORING CONCEPTS**

**Transformations of Functions** In Exercises 63–66, assume that  $f$  is differentiable for all  $x$ . The signs of  $f'$  are as follows.

$f'(x) > 0$  on  $(-\infty, -4)$

$f'(x) < 0$  on  $(-4, 6)$

$f'(x) > 0$  on  $(6, \infty)$

Supply the appropriate inequality sign for the indicated value of  $c$ .

Function	Sign of $g'(c)$
63. $g(x) = f(x) + 5$	$g'(0)$ <input type="checkbox"/> 0
64. $g(x) = 3f(x) - 3$	$g'(-5)$ <input type="checkbox"/> 0
65. $g(x) = -f(x)$	$g'(-6)$ <input type="checkbox"/> 0
66. $g(x) = f(x - 10)$	$g'(0)$ <input type="checkbox"/> 0

67. **Sketching a Graph** Sketch the graph of the arbitrary function  $f$  such that

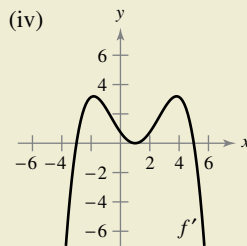
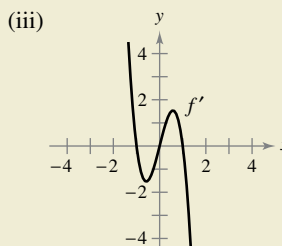
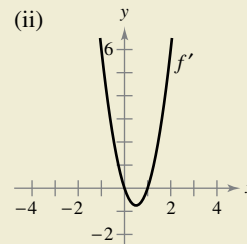
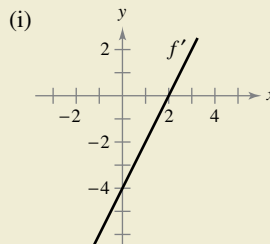
$$f'(x) \begin{cases} > 0, & x < 4 \\ \text{undefined}, & x = 4. \\ < 0, & x > 4 \end{cases}$$

68. **Increasing Functions** Is the sum of two increasing functions always increasing? Explain.

69. **Increasing Functions** Is the product of two increasing functions always increasing? Explain.



70. **HOW DO YOU SEE IT?** Use the graph of  $f'$  to (a) identify the critical numbers of  $f$ , (b) identify the open intervals on which  $f$  is increasing or decreasing, and (c) determine whether  $f$  has a relative maximum, a relative minimum, or neither at each critical number.



- 71. Analyzing a Critical Number** A differentiable function  $f$  has one critical number at  $x = 5$ . Identify the relative extrema of  $f$  at the critical number when  $f'(4) = -2.5$  and  $f'(6) = 3$ .
- 72. Analyzing a Critical Number** A differentiable function  $f$  has one critical number at  $x = 2$ . Identify the relative extrema of  $f$  at the critical number when  $f'(1) = 2$  and  $f'(3) = 6$ .

**Think About It** In Exercises 73 and 74, the function  $f$  is differentiable on the indicated interval. The table shows  $f'(x)$  for selected values of  $x$ . (a) Sketch the graph of  $f$ , (b) approximate the critical numbers, and (c) identify the relative extrema.

73.  $f$  is differentiable on  $[-1, 1]$ .

$x$	-1	-0.75	-0.50	-0.25	0
$f'(x)$	-10	-3.2	-0.5	0.8	5.6

$x$	0.25	0.50	0.75	1
$f'(x)$	3.6	-0.2	-6.7	-20.1


74.  $f$  is differentiable on  $[0, \pi]$ .

$x$	0	$\pi/6$	$\pi/4$	$\pi/3$	$\pi/2$
$f'(x)$	3.14	-0.23	-2.45	-3.11	0.69

$x$	$2\pi/3$	$3\pi/4$	$5\pi/6$	$\pi$
$f'(x)$	3.00	1.37	-1.14	-2.84

- 75. Rolling a Ball Bearing** A ball bearing is placed on an inclined plane and begins to roll. The angle of elevation of the plane is  $\theta$ . The distance (in meters) the ball bearing rolls in  $t$  seconds is  $s(t) = 4.9(\sin \theta)t^2$ .
- (a) Determine the speed of the ball bearing after  $t$  seconds.
- (b) Complete the table and use it to determine the value of  $\theta$  that produces the maximum speed at a particular time.

$\theta$	0	$\pi/4$	$\pi/3$	$\pi/2$	$2\pi/3$	$3\pi/4$	$\pi$
$s'(t)$							

-  **76. Modeling Data** The end-of-year assets of the Medicare Hospital Insurance Trust Fund (in billions of dollars) for the years 2006 through 2014 are shown.

2006: 305.4	2007: 326.0	2008: 321.3
2009: 304.2	2010: 271.9	2011: 244.2
2012: 220.4	2013: 205.4	2014: 197.3

(Source: U.S. Centers for Medicare and Medicaid Services)


- (a) Use the regression capabilities of a graphing utility to find a model of the form  $M = at^3 + bt^2 + ct + d$  for the data. Let  $t = 6$  represent 2006.
- (b) Use a graphing utility to plot the data and graph the model.
- (c) Find the maximum value of the model and compare the result with the actual data.

- 77. Numerical, Graphical, and Analytic Analysis** The concentration  $C$  of a chemical in the bloodstream  $t$  hours after injection into muscle tissue is

$$C(t) = \frac{3t}{27 + t^3}, \quad t \geq 0.$$

- (a) Complete the table and use it to approximate the time when the concentration is greatest.


$t$	0	0.5	1	1.5	2	2.5	3
$C(t)$							

-  (b) Use a graphing utility to graph the concentration function and use the graph to approximate the time when the concentration is greatest.
- (c) Use calculus to determine analytically the time when the concentration is greatest.

- 78. Numerical, Graphical, and Analytic Analysis** Consider the functions  $f(x) = x$  and  $g(x) = \sin x$  on the interval  $(0, \pi)$ .

- (a) Complete the table and make a conjecture about which is the greater function on the interval  $(0, \pi)$ .

$x$	0.5	1	1.5	2	2.5	3
$f(x)$						
$g(x)$						

-  (b) Use a graphing utility to graph the functions and use the graphs to make a conjecture about which is the greater function on the interval  $(0, \pi)$ .
- (c) Prove that  $f(x) > g(x)$  on the interval  $(0, \pi)$ . [Hint: Show that  $h'(x) > 0$ , where  $h = f - g$ .]

- 79. Trachea Contraction** Coughing forces the trachea (windpipe) to contract, which affects the velocity  $v$  of the air passing through the trachea. The velocity of the air during coughing is

$$v = k(R - r)r^2, \quad 0 \leq r < R$$

where  $k$  is a constant,  $R$  is the normal radius of the trachea, and  $r$  is the radius during coughing. What radius will produce the maximum air velocity?

-  **80. Electrical Resistance** The resistance  $R$  of a certain type of resistor is

$$R = \sqrt{0.001T^4 - 4T + 100}$$

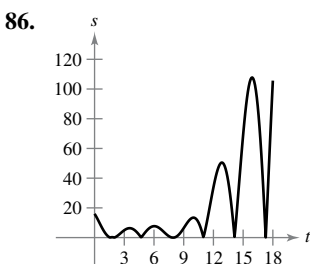
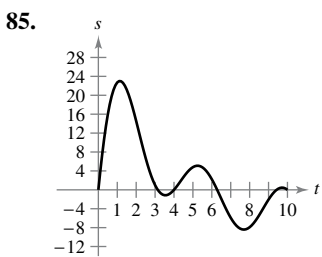
where  $R$  is measured in ohms and the temperature  $T$  is measured in degrees Celsius.

- (a) Use a computer algebra system to find  $dR/dT$  and the critical number of the function. Determine the minimum resistance for this type of resistor.
- (b) Use a graphing utility to graph the function  $R$  and use the graph to approximate the minimum resistance for this type of resistor.

**Motion Along a Line** In Exercises 81–84, the function  $s(t)$  describes the motion of a particle along a line. (a) Find the velocity function of the particle at any time  $t \geq 0$ . (b) Identify the time interval(s) on which the particle is moving in a positive direction. (c) Identify the time interval(s) on which the particle is moving in a negative direction. (d) Identify the time(s) at which the particle changes direction.

- 81.  $s(t) = 6t - t^2$
- 82.  $s(t) = t^2 - 10t + 29$
- 83.  $s(t) = t^3 - 5t^2 + 4t$
- 84.  $s(t) = t^3 - 20t^2 + 128t - 280$

**Motion Along a Line** In Exercises 85 and 86, the graph shows the position of a particle moving along a line. Describe how the position of the particle changes with respect to time.



**Creating Polynomial Functions** In Exercises 87–90, find a polynomial function

$$f(x) = a_n x^n + a_{n-1} x^{n-1} + \cdots + a_2 x^2 + a_1 x + a_0$$

that has only the specified extrema. (a) Determine the minimum degree of the function and give the criteria you used in determining the degree. (b) Using the fact that the coordinates of the extrema are solution points of the function, and that the  $x$ -coordinates are critical numbers, determine a system of linear equations whose solution yields the coefficients of the required function. (c) Use a graphing utility to solve the system of equations and determine the function. (d) Use a graphing utility to confirm your result graphically.

- 87. Relative minimum:  $(0, 0)$ ; Relative maximum:  $(2, 2)$
- 88. Relative minimum:  $(0, 0)$ ; Relative maximum:  $(4, 1000)$
- 89. Relative minima:  $(0, 0)$ ,  $(4, 0)$ ; Relative maximum:  $(2, 4)$
- 90. Relative minimum:  $(1, 2)$ ; Relative maxima:  $(-1, 4)$ ,  $(3, 4)$

**True or False?** In Exercises 91–96, determine whether the statement is true or false. If it is false, explain why or give an example that shows it is false.

- 91. There is no function with an infinite number of critical points.
- 92. The function  $f(x) = x$  has no extrema on any open interval.
- 93. Every  $n$ th-degree polynomial has  $(n - 1)$  critical numbers.
- 94. An  $n$ th-degree polynomial has at most  $(n - 1)$  critical numbers.
- 95. There is a relative extremum at each critical number.
- 96. The relative maxima of the function  $f$  are  $f(1) = 4$  and  $f(3) = 10$ . Therefore,  $f$  has at least one minimum for some  $x$  in the interval  $(1, 3)$ .

- 97. **Proof** Prove the second case of Theorem 3.5.
- 98. **Proof** Prove the second case of Theorem 3.6.
- 99. **Proof** Use the definitions of increasing and decreasing functions to prove that

$$f(x) = x^3$$

is increasing on  $(-\infty, \infty)$ .

- 100. **Proof** Use the definitions of increasing and decreasing functions to prove that

$$f(x) = \frac{1}{x}$$

is decreasing on  $(0, \infty)$ .

**PUTNAM EXAM CHALLENGE**

- 101. Find the minimum value of

$$|\sin x + \cos x + \tan x + \cot x + \sec x + \csc x|$$

for real numbers  $x$ .

This problem was composed by the Committee on the Putnam Prize Competition. © The Mathematical Association of America. All rights reserved.

**SECTION PROJECT**

**Even Fourth-Degree Polynomials**

- (a) Graph each of the fourth-degree polynomials below. Then find the critical numbers, the open intervals on which the function is increasing or decreasing, and the relative extrema.

- (i)  $f(x) = x^4 + 1$
- (ii)  $f(x) = x^4 + 2x^2 + 1$
- (iii)  $f(x) = x^4 - 2x^2 + 1$

- (b) Consider the fourth-degree polynomial

$$f(x) = x^4 + ax^2 + b.$$

- (i) Show that there is one critical number when  $a = 0$ . Then find the open intervals on which the function is increasing or decreasing.
- (ii) Show that there is one critical number when  $a > 0$ . Then find the open intervals on which the function is increasing or decreasing.
- (iii) Show that there are three critical numbers when  $a < 0$ . Then find the open intervals on which the function is increasing or decreasing.
- (iv) Show that there are no real zeros when  $a^2 < 4b$ .
- (v) Determine the possible number of zeros when  $a^2 \geq 4b$ .

Explain your reasoning.



# 3.4 Concavity and the Second Derivative Test

- Determine intervals on which a function is concave upward or concave downward.
- Find any points of inflection of the graph of a function.
- Apply the Second Derivative Test to find relative extrema of a function.

## Concavity

You have already seen that locating the intervals on which a function  $f$  increases or decreases helps to describe its graph. In this section, you will see how locating the intervals on which  $f'$  increases or decreases can be used to determine where the graph of  $f$  is curving upward or curving downward.

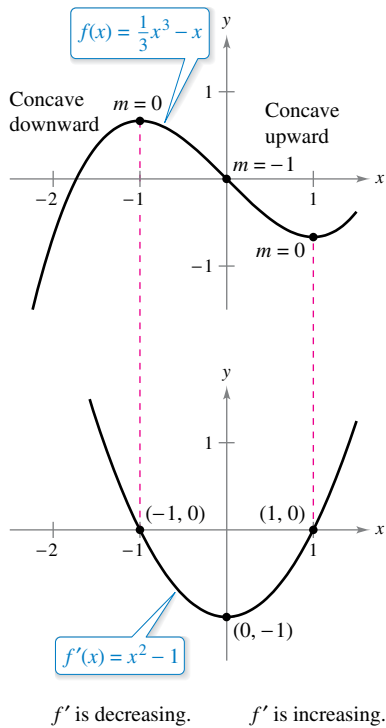
### Definition of Concavity

Let  $f$  be differentiable on an open interval  $I$ . The graph of  $f$  is **concave upward** on  $I$  when  $f'$  is increasing on the interval and **concave downward** on  $I$  when  $f'$  is decreasing on the interval.



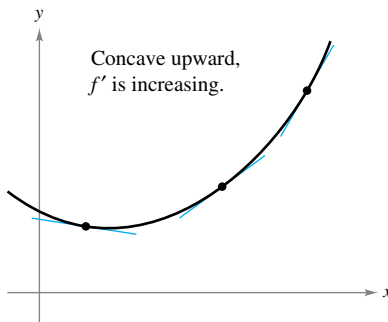
The following graphical interpretation of concavity is useful. (See Appendix A for a proof of these results.)

1. Let  $f$  be differentiable on an open interval  $I$ . If the graph of  $f$  is concave upward on  $I$ , then the graph of  $f$  lies above all of its tangent lines on  $I$ . [See Figure 3.23(a).]
2. Let  $f$  be differentiable on an open interval  $I$ . If the graph of  $f$  is concave downward on  $I$ , then the graph of  $f$  lies below all of its tangent lines on  $I$ . [See Figure 3.23(b).]

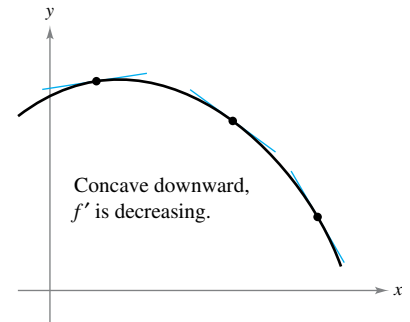


The concavity of  $f$  is related to the slope of the derivative.

**Figure 3.24**



(a) The graph of  $f$  lies above its tangent lines.



(b) The graph of  $f$  lies below its tangent lines.

**Figure 3.23**

To find the open intervals on which the graph of a function  $f$  is concave upward or concave downward, you need to find the intervals on which  $f'$  is increasing or decreasing. For instance, the graph of

$$f(x) = \frac{1}{3}x^3 - x$$

is concave downward on the open interval  $(-\infty, 0)$  because

$$f'(x) = x^2 - 1$$

is decreasing there. (See Figure 3.24.) Similarly, the graph of  $f$  is concave upward on the interval  $(0, \infty)$  because  $f'$  is increasing on  $(0, \infty)$ .

The next theorem shows how to use the *second* derivative of a function  $f$  to determine intervals on which the graph of  $f$  is concave upward or concave downward. A proof of this theorem follows directly from Theorem 3.5 and the definition of concavity.

**REMARK** A third case of Theorem 3.7 could be that if  $f''(x) = 0$  for all  $x$  in  $I$ , then  $f$  is linear. Note, however, that concavity is not defined for a line. In other words, a straight line is neither concave upward nor concave downward.

**THEOREM 3.7 Test for Concavity**

Let  $f$  be a function whose second derivative exists on an open interval  $I$ .

1. If  $f''(x) > 0$  for all  $x$  in  $I$ , then the graph of  $f$  is concave upward on  $I$ .
2. If  $f''(x) < 0$  for all  $x$  in  $I$ , then the graph of  $f$  is concave downward on  $I$ .



A proof of this theorem is given in Appendix A.

To apply Theorem 3.7, locate the  $x$ -values at which  $f''(x) = 0$  or  $f''(x)$  does not exist. Use these  $x$ -values to determine test intervals. Finally, test the sign of  $f''(x)$  in each of the test intervals.

**EXAMPLE 1 Determining Concavity**

Determine the open intervals on which the graph of

$$f(x) = \frac{6}{x^2 + 3}$$

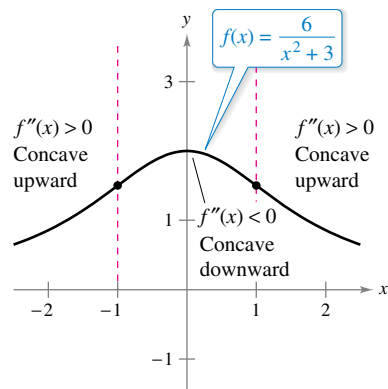
is concave upward or concave downward.

**Solution** Begin by observing that  $f$  is continuous on the entire real number line. Next, find the second derivative of  $f$ .

$$\begin{aligned}
 f(x) &= 6(x^2 + 3)^{-1} && \text{Rewrite original function.} \\
 f'(x) &= (-6)(x^2 + 3)^{-2}(2x) && \text{Differentiate.} \\
 &= \frac{-12x}{(x^2 + 3)^2} && \text{First derivative} \\
 f''(x) &= \frac{(x^2 + 3)^2(-12) - (-12x)(2)(x^2 + 3)(2x)}{(x^2 + 3)^4} && \text{Differentiate.} \\
 &= \frac{36(x^2 - 1)}{(x^2 + 3)^3} && \text{Second derivative}
 \end{aligned}$$

Because  $f''(x) = 0$  when  $x = \pm 1$  and  $f''$  is defined on the entire real number line, you should test  $f''$  in the intervals  $(-\infty, -1)$ ,  $(-1, 1)$ , and  $(1, \infty)$ . The results are shown in the table and in Figure 3.25.

Interval	$-\infty < x < -1$	$-1 < x < 1$	$1 < x < \infty$
Test Value	$x = -2$	$x = 0$	$x = 2$
Sign of $f''(x)$	$f''(-2) > 0$	$f''(0) < 0$	$f''(2) > 0$
Conclusion	Concave upward	Concave downward	Concave upward



From the sign of  $f''(x)$ , you can determine the concavity of the graph of  $f$ .

Figure 3.25

The function given in Example 1 is continuous on the entire real number line. When there are  $x$ -values at which a function is not continuous, these values should be used, along with the points at which  $f''(x) = 0$  or  $f''(x)$  does not exist, to form the test intervals.

**EXAMPLE 2** Determining Concavity

Determine the open intervals on which the graph of

$$f(x) = \frac{x^2 + 1}{x^2 - 4}$$

is concave upward or concave downward.

**Solution** Differentiating twice produces the following.

$$f(x) = \frac{x^2 + 1}{x^2 - 4} \quad \text{Write original function.}$$

$$f'(x) = \frac{(x^2 - 4)(2x) - (x^2 + 1)(2x)}{(x^2 - 4)^2} \quad \text{Differentiate.}$$

$$= \frac{-10x}{(x^2 - 4)^2} \quad \text{First derivative}$$

$$f''(x) = \frac{(x^2 - 4)^2(-10) - (-10x)(2)(x^2 - 4)(2x)}{(x^2 - 4)^4} \quad \text{Differentiate.}$$

$$= \frac{10(3x^2 + 4)}{(x^2 - 4)^3} \quad \text{Second derivative}$$

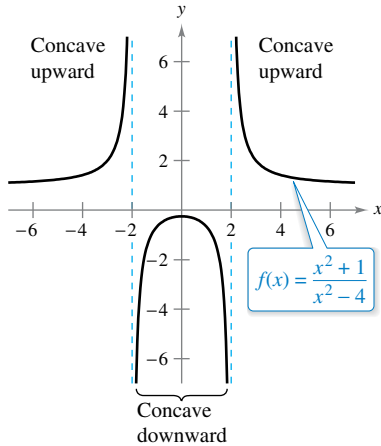
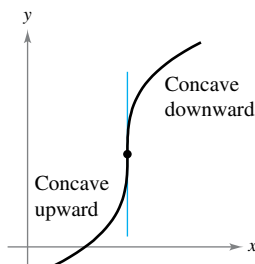
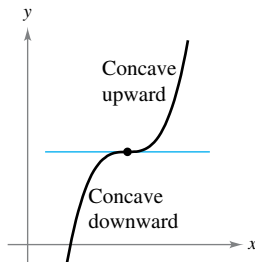
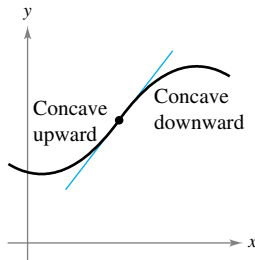


Figure 3.26

There are no points at which  $f''(x) = 0$ , but at  $x = \pm 2$ , the function  $f$  is not continuous. So, test for concavity in the intervals  $(-\infty, -2)$ ,  $(-2, 2)$ , and  $(2, \infty)$ , as shown in the table. The graph of  $f$  is shown in Figure 3.26.

Interval	$-\infty < x < -2$	$-2 < x < 2$	$2 < x < \infty$
Test Value	$x = -3$	$x = 0$	$x = 3$
Sign of $f''(x)$	$f''(-3) > 0$	$f''(0) < 0$	$f''(3) > 0$
Conclusion	Concave upward	Concave downward	Concave upward



The concavity of  $f$  changes at a point of inflection. Note that the graph crosses its tangent line at a point of inflection.

Figure 3.27

**Points of Inflection**

The graph in Figure 3.25 has two points at which the concavity changes. If the tangent line to the graph exists at such a point, then that point is a **point of inflection**. Three types of points of inflection are shown in Figure 3.27.

**Definition of Point of Inflection**

Let  $f$  be a function that is continuous on an open interval, and let  $c$  be a point in the interval. If the graph of  $f$  has a tangent line at the point  $(c, f(c))$ , then this point is a **point of inflection** of the graph of  $f$  when the concavity of  $f$  changes from upward to downward (or downward to upward) at the point.

The definition of *point of inflection* requires that the tangent line exists at the point of inflection. Some calculus texts do not require this. For instance, after applying the definition above to the function

$$f(x) = \begin{cases} x^3, & x < 0 \\ x^2 + 2x, & x \geq 0 \end{cases}$$

you would conclude that  $f$  does *not* have a point of inflection at the origin, even though the concavity of the graph changes from concave downward to concave upward.

To locate *possible* points of inflection, you can determine the values of  $x$  for which  $f''(x) = 0$  or  $f''(x)$  does not exist. This is similar to the procedure for locating relative extrema of  $f$ .

**THEOREM 3.8 Points of Inflection**

If  $(c, f(c))$  is a point of inflection of the graph of  $f$ , then either  $f''(c) = 0$  or  $f''(c)$  does not exist.

**EXAMPLE 3 Finding Points of Inflection**

Determine the points of inflection and discuss the concavity of the graph of

$$f(x) = x^4 - 4x^3.$$

**Solution** Differentiating twice produces the following.

$$f(x) = x^4 - 4x^3$$

Write original function.

$$f'(x) = 4x^3 - 12x^2$$

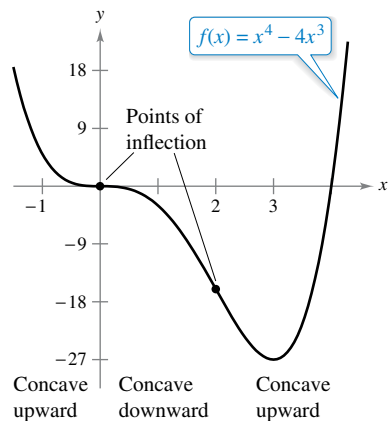
Find first derivative.

$$f''(x) = 12x^2 - 24x = 12x(x - 2)$$

Find second derivative.

Setting  $f''(x) = 0$ , you can determine that the possible points of inflection occur at  $x = 0$  and  $x = 2$ . By testing the intervals determined by these  $x$ -values, you can conclude that they both yield points of inflection. A summary of this testing is shown in the table, and the graph of  $f$  is shown in Figure 3.28.

Interval	$-\infty < x < 0$	$0 < x < 2$	$2 < x < \infty$
Test Value	$x = -1$	$x = 1$	$x = 3$
Sign of $f''(x)$	$f''(-1) > 0$	$f''(1) < 0$	$f''(3) > 0$
Conclusion	Concave upward	Concave downward	Concave upward



Points of inflection can occur where  $f''(x) = 0$  or  $f''$  does not exist.

Figure 3.28

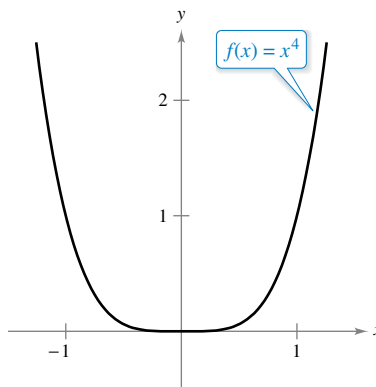
**Exploration**

Consider a general cubic function of the form

$$f(x) = ax^3 + bx^2 + cx + d.$$

You know that the value of  $d$  has a bearing on the location of the graph but has no bearing on the value of the first derivative at given values of  $x$ . Graphically, this is true because changes in the value of  $d$  shift the graph up or down but do not change its basic shape. Use a graphing utility to graph several cubics with different values of  $c$ . Then give a graphical explanation of why changes in  $c$  do not affect the values of the second derivative.

The converse of Theorem 3.8 is not generally true. That is, it is possible for the second derivative to be 0 at a point that is *not* a point of inflection. For instance, the graph of  $f(x) = x^4$  is shown in Figure 3.29. The second derivative is 0 when  $x = 0$ , but the point  $(0, 0)$  is not a point of inflection because the graph of  $f$  is concave upward on the intervals  $-\infty < x < 0$  and  $0 < x < \infty$ .

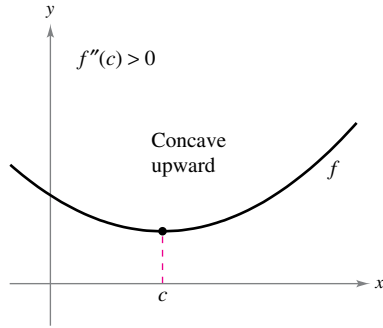


$f''(x) = 0$ , but  $(0, 0)$  is not a point of inflection.

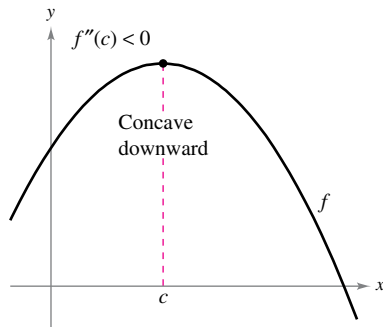
Figure 3.29

### The Second Derivative Test

In addition to testing for concavity, the second derivative can be used to perform a simple test for relative maxima and minima. The test is based on the fact that if the graph of a function  $f$  is concave upward on an open interval containing  $c$ , and  $f'(c) = 0$ , then  $f(c)$  must be a relative minimum of  $f$ . Similarly, if the graph of a function  $f$  is concave downward on an open interval containing  $c$ , and  $f'(c) = 0$ , then  $f(c)$  must be a relative maximum of  $f$ . (See Figure 3.30.)



If  $f'(c) = 0$  and  $f''(c) > 0$ , then  $f(c)$  is a relative minimum.



If  $f'(c) = 0$  and  $f''(c) < 0$ , then  $f(c)$  is a relative maximum.

Figure 3.30

#### THEOREM 3.9 Second Derivative Test

Let  $f$  be a function such that  $f'(c) = 0$  and the second derivative of  $f$  exists on an open interval containing  $c$ .

1. If  $f''(c) > 0$ , then  $f$  has a relative minimum at  $(c, f(c))$ .
2. If  $f''(c) < 0$ , then  $f$  has a relative maximum at  $(c, f(c))$ .

If  $f''(c) = 0$ , then the test fails. That is,  $f$  may have a relative maximum, a relative minimum, or neither. In such cases, you can use the First Derivative Test.



**Proof** If  $f'(c) = 0$  and  $f''(c) > 0$ , then there exists an open interval  $I$  containing  $c$  for which

$$\frac{f'(x) - f'(c)}{x - c} = \frac{f'(x)}{x - c} > 0$$

for all  $x \neq c$  in  $I$ . If  $x < c$ , then  $x - c < 0$  and  $f'(x) < 0$ . Also, if  $x > c$ , then  $x - c > 0$  and  $f'(x) > 0$ . So,  $f'(x)$  changes from negative to positive at  $c$ , and the First Derivative Test implies that  $f(c)$  is a relative minimum. A proof of the second case is left to you.

#### EXAMPLE 4 Using the Second Derivative Test

•••▶ See [LarsonCalculus.com](http://LarsonCalculus.com) for an interactive version of this type of example.

Find the relative extrema of

$$f(x) = -3x^5 + 5x^3.$$

**Solution** Begin by finding the first derivative of  $f$ .

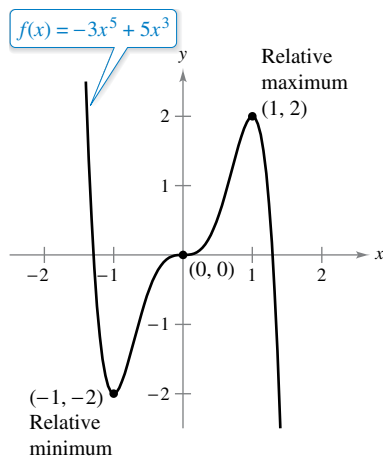
$$f'(x) = -15x^4 + 15x^2 = 15x^2(1 - x^2)$$

From this derivative, you can see that  $x = -1, 0$ , and  $1$  are the only critical numbers of  $f$ . By finding the second derivative

$$f''(x) = -60x^3 + 30x = 30x(1 - 2x^2)$$

you can apply the Second Derivative Test as shown below.

Point	$(-1, -2)$	$(0, 0)$	$(1, 2)$
Sign of $f''(x)$	$f''(-1) > 0$	$f''(0) = 0$	$f''(1) < 0$
Conclusion	Relative minimum	Test fails	Relative maximum



$(0, 0)$  is neither a relative minimum nor a relative maximum.

Figure 3.31

Because the Second Derivative Test fails at  $(0, 0)$ , you can use the First Derivative Test and observe that  $f$  increases to the left and right of  $x = 0$ . So,  $(0, 0)$  is neither a relative minimum nor a relative maximum (even though the graph has a horizontal tangent line at this point). The graph of  $f$  is shown in Figure 3.31.

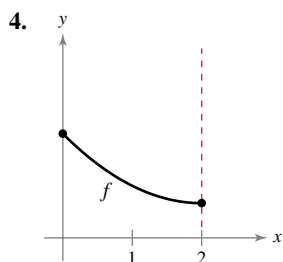
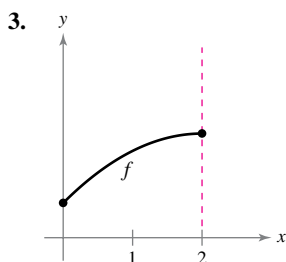
# 3.4 Exercises

See [CalcChat.com](http://CalcChat.com) for tutorial help and worked-out solutions to odd-numbered exercises.

### CONCEPT CHECK

- Test for Concavity** Describe the Test for Concavity in your own words.
- Second Derivative Test** Describe the Second Derivative Test in your own words.

**Using a Graph** In Exercises 3 and 4, the graph of  $f$  is shown. State the signs of  $f'$  and  $f''$  on the interval  $(0, 2)$ .



**Determining Concavity** In Exercises 5–16, determine the open intervals on which the graph of the function is concave upward or concave downward.

- $f(x) = x^2 - 4x + 8$
- $f(x) = x^4 - 3x^3$
- $f(x) = \frac{24}{x^2 + 12}$
- $f(x) = \frac{x - 2}{6x + 1}$
- $f(x) = \frac{x^2 + 1}{x^2 - 1}$
- $y = 2x - \tan x, \left(-\frac{\pi}{2}, \frac{\pi}{2}\right)$
- $g(x) = 3x^2 - x^3$
- $h(x) = x^5 - 5x + 2$
- $f(x) = \frac{2x^2}{3x^2 + 1}$
- $f(x) = \frac{x + 8}{x - 7}$
- $h(x) = \frac{x^2 - 1}{2x - 1}$
- $y = x + \frac{2}{\sin x}, (-\pi, \pi)$

**Finding Points of Inflection** In Exercises 17–32, find the points of inflection and discuss the concavity of the graph of the function.

- $f(x) = x^3 - 9x^2 + 24x - 18$
- $f(x) = 2 - 7x^4$
- $f(x) = x(x - 4)^3$
- $f(x) = x\sqrt{x + 3}$
- $f(x) = \frac{6 - x}{\sqrt{x}}$
- $f(x) = \sin \frac{x}{2}, [0, 4\pi]$
- $f(x) = \sec\left(x - \frac{\pi}{2}\right), (0, 4\pi)$
- $f(x) = \sin x + \cos x, [0, 2\pi]$
- $f(x) = 2 \sin x + \sin 2x, [0, 2\pi]$
- $f(x) = x + 2 \cos x, [0, 2\pi]$
- $f(x) = -x^3 + 6x^2 - 5$
- $f(x) = 4 - x - 3x^4$
- $f(x) = (x - 2)^3(x - 1)$
- $f(x) = x\sqrt{9 - x}$
- $f(x) = \frac{x + 3}{\sqrt{x}}$
- $f(x) = 2 \csc \frac{3x}{2}, (0, 2\pi)$



**Using the Second Derivative Test** In Exercises 33–44, find all relative extrema of the function. Use the Second Derivative Test where applicable.

- $f(x) = 6x - x^2$
- $f(x) = x^3 - 3x^2 + 3$
- $f(x) = x^4 - 4x^3 + 2$
- $f(x) = x^{2/3} - 3$
- $f(x) = x + \frac{4}{x}$
- $f(x) = \cos x - x, [0, 4\pi]$
- $f(x) = 2 \sin x + \cos 2x, [0, 2\pi]$
- $f(x) = x^2 + 3x - 8$
- $f(x) = -x^3 + 7x^2 - 15x$
- $f(x) = -x^4 + 2x^3 + 8x$
- $f(x) = \sqrt{x^2 + 1}$
- $f(x) = \frac{9x - 1}{x + 5}$



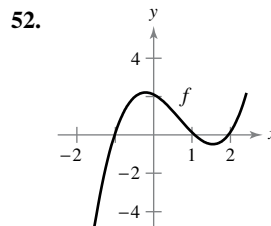
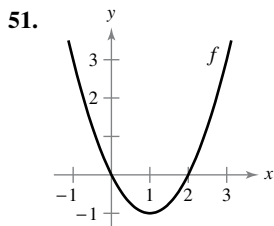
**Finding Extrema and Points of Inflection Using Technology** In Exercises 45–48, use a computer algebra system to analyze the function over the given interval. (a) Find the first and second derivatives of the function. (b) Find any relative extrema and points of inflection. (c) Graph  $f, f'$ , and  $f''$  on the same set of coordinate axes and state the relationship between the behavior of  $f$  and the signs of  $f'$  and  $f''$ .

- $f(x) = 0.2x^2(x - 3)^3, [-1, 4]$
- $f(x) = x^2\sqrt{6 - x^2}, [-\sqrt{6}, \sqrt{6}]$
- $f(x) = \sin x - \frac{1}{3} \sin 3x + \frac{1}{5} \sin 5x, [0, \pi]$
- $f(x) = \sqrt{2x} \sin x, [0, 2\pi]$

### EXPLORING CONCEPTS

- Sketching a Graph** Consider a function  $f$  such that  $f'$  is increasing. Sketch graphs of  $f$  for (a)  $f' < 0$  and (b)  $f' > 0$ .
- Think About It**  $S$  represents weekly sales of a product. What can be said of  $S'$  and  $S''$  for each of the following statements?
  - The rate of change of sales is increasing.
  - The rate of change of sales is constant.
  - Sales are steady.
  - Sales are declining but at a slower rate.
  - Sales have bottomed out and have started to rise.

**Sketching Graphs** In Exercises 51 and 52, the graph of  $f$  is shown. Graph  $f, f'$ , and  $f''$  on the same set of coordinate axes. To print an enlarged copy of the graph, go to [MathGraphs.com](http://MathGraphs.com).

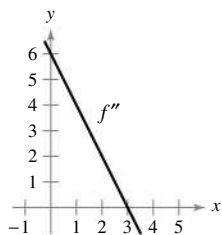




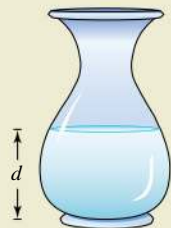
**Think About It** In Exercises 53–56, sketch the graph of a function  $f$  having the given characteristics.

53.  $f(0) = f(2) = 0$   
 $f'(x) > 0$  for  $x < 1$   
 $f'(1) = 0$   
 $f'(x) < 0$  for  $x > 1$   
 $f''(x) < 0$
54.  $f(0) = f(2) = 0$   
 $f'(x) < 0$  for  $x < 1$   
 $f'(1) = 0$   
 $f'(x) > 0$  for  $x > 1$   
 $f''(x) > 0$
55.  $f(2) = f(4) = 0$   
 $f'(x) < 0$  for  $x < 3$   
 $f'(3)$  does not exist.  
 $f'(x) > 0$  for  $x > 3$   
 $f''(x) < 0, x \neq 3$
56.  $f(1) = f(3) = 0$   
 $f'(x) > 0$  for  $x < 2$   
 $f'(2)$  does not exist.  
 $f'(x) < 0$  for  $x > 2$   
 $f''(x) > 0, x \neq 2$

57. **Think About It** The figure shows the graph of  $f''$ . Sketch a graph of  $f$ . (The answer is not unique.) To print an enlarged copy of the graph, go to *MathGraphs.com*.



**58. HOW DO YOU SEE IT?** Water is running into the vase shown in the figure at a constant rate.



- (a) Graph the depth  $d$  of water in the vase as a function of time.  
 (b) Does the function have any extrema? Explain.  
 (c) Interpret the inflection points of the graph of  $d$ .

59. **Conjecture** Consider the function

$$f(x) = (x - 2)^n.$$

- (a) Use a graphing utility to graph  $f$  for  $n = 1, 2, 3,$  and  $4$ . Use the graphs to make a conjecture about the relationship between  $n$  and any inflection points of the graph of  $f$ .  
 (b) Verify your conjecture in part (a).

60. **Inflection Point** Consider the function  $f(x) = \sqrt[3]{x}$ .

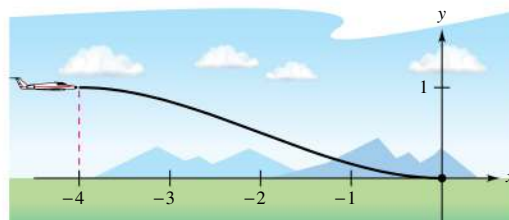
- (a) Graph the function and identify the inflection point.  
 (b) Does  $f''$  exist at the inflection point? Explain.

**Finding a Cubic Function** In Exercises 61 and 62, find  $a, b, c,$  and  $d$  such that the cubic function

$$f(x) = ax^3 + bx^2 + cx + d$$

satisfies the given conditions.

61. Relative maximum:  $(3, 3)$   
 Relative minimum:  $(5, 1)$   
 Inflection point:  $(4, 2)$
62. Relative maximum:  $(2, 4)$   
 Relative minimum:  $(4, 2)$   
 Inflection point:  $(3, 3)$
63. **Aircraft Glide Path** A small aircraft starts its descent from an altitude of 1 mile, 4 miles west of the runway (see figure).

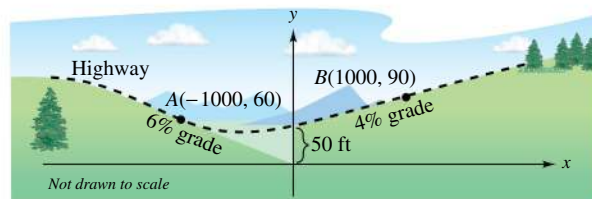


- (a) Find the cubic function  $f(x) = ax^3 + bx^2 + cx + d$  on the interval  $[-4, 0]$  that describes a smooth glide path for the landing.  
 (b) The function in part (a) models the glide path of the plane. When would the plane be descending at the greatest rate?

**FOR FURTHER INFORMATION** For more information on this type of modeling, see the article “How Not to Land at Lake Tahoe!” by Richard Barshinger in *The American Mathematical Monthly*. To view this article, go to *MathArticles.com*.



64. **Highway Design** A section of highway connecting two hillsides with grades of 6% and 4% is to be built between two points that are separated by a horizontal distance of 2000 feet (see figure). At the point where the two hillsides come together, there is a 50-foot difference in elevation.



- (a) Find the cubic function  
 $f(x) = ax^3 + bx^2 + cx + d, -1000 \leq x \leq 1000$   
 that describes the section of highway connecting the hillsides. At points A and B, the slope of the model must match the grade of the hillside.  
 (b) Use a graphing utility to graph the model.  
 (c) Use a graphing utility to graph the derivative of the model.  
 (d) Determine the grade at the steepest part of the transitional section of the highway.

**65. Average Cost** A manufacturer has determined that the total cost  $C$  of operating a factory is

$$C = 0.5x^2 + 15x + 5000$$

where  $x$  is the number of units produced. At what level of production will the average cost per unit be minimized? (The average cost per unit is  $C/x$ .)

**66. Specific Gravity** A model for the specific gravity of water  $S$  is

$$S = \frac{5.755}{10^8}T^3 - \frac{8.521}{10^6}T^2 + \frac{6.540}{10^5}T + 0.99987, \quad 0 < T < 25$$

where  $T$  is the water temperature in degrees Celsius.

- Use the second derivative to determine the concavity of  $S$ .
- Use a computer algebra system to find the coordinates of the maximum value of the function.
- Use a graphing utility to graph the function over the specified domain. (Use a setting in which  $0.996 \leq S \leq 1.001$ .)
- Estimate the specific gravity of water when  $T = 20^\circ$ .

**67. Sales Growth** The annual sales  $S$  of a new product are given by

$$S = \frac{5000t^2}{8 + t^2}, \quad 0 \leq t \leq 3$$

where  $t$  is time in years.

- Complete the table. Then use it to estimate when the annual sales are increasing at the greatest rate.

$t$	0.5	1	1.5	2	2.5	3
$S$						

**68. Modeling Data** The average typing speeds  $S$  (in words per minute) of a typing student after  $t$  weeks of lessons are shown in the table.

$t$	5	10	15	20	25	30
$S$	28	56	79	90	93	94

A model for the data is

$$S = \frac{100t^2}{65 + t^2}, \quad t > 0.$$

- Use a graphing utility to plot the data and graph the model.
- Use the second derivative to determine the concavity of  $S$ . Compare the result with the graph in part (a).
- What is the sign of the first derivative for  $t > 0$ ? By combining this information with the concavity of the model, what inferences can be made about the typing speed as  $t$  increases?

**Linear and Quadratic Approximations** In Exercises 69–72, use a graphing utility to graph the function. Then graph the linear and quadratic approximations

$$P_1(x) = f(a) + f'(a)(x - a)$$

and

$$P_2(x) = f(a) + f'(a)(x - a) + \frac{1}{2}f''(a)(x - a)^2$$

in the same viewing window. Compare the values of  $f$ ,  $P_1$ , and  $P_2$  and their first derivatives at  $x = a$ . How do the approximations change as you move farther away from  $x = a$ ?

<b>Function</b>	<b>Value of <math>a</math></b>
-----------------	--------------------------------

<b>69.</b> $f(x) = 2(\sin x + \cos x)$	$a = \frac{\pi}{4}$
--	---------------------

<b>70.</b> $f(x) = 2(\sin x + \cos x)$	$a = 0$
--	---------

<b>71.</b> $f(x) = \sqrt{1 - x}$	$a = 0$
----------------------------------	---------

<b>72.</b> $f(x) = \frac{\sqrt{x}}{x - 1}$	$a = 2$
--	---------

**73. Determining Concavity** Use a graphing utility to graph

$$y = x \sin \frac{1}{x}.$$

Show that the graph is concave downward to the right of

$$x = \frac{1}{\pi}.$$

**74. Point of Inflection and Extrema** Show that the point of inflection of

$$f(x) = x(x - 6)^2$$

lies midway between the relative extrema of  $f$ .

**True or False?** In Exercises 75–78, determine whether the statement is true or false. If it is false, explain why or give an example that shows it is false.

**75.** The graph of every cubic polynomial has precisely one point of inflection.

**76.** The graph of

$$f(x) = \frac{1}{x}$$

is concave downward for  $x < 0$  and concave upward for  $x > 0$ , and thus it has a point of inflection at  $x = 0$ .

**77.** If  $f'(c) > 0$ , then  $f$  is concave upward at  $x = c$ .

**78.** If  $f''(2) = 0$ , then the graph of  $f$  must have a point of inflection at  $x = 2$ .

**Proof** In Exercises 79 and 80, let  $f$  and  $g$  represent differentiable functions such that  $f'' \neq 0$  and  $g'' \neq 0$ .

**79.** Show that if  $f$  and  $g$  are concave upward on the interval  $(a, b)$ , then  $f + g$  is also concave upward on  $(a, b)$ .

**80.** Prove that if  $f$  and  $g$  are positive, increasing, and concave upward on the interval  $(a, b)$ , then  $fg$  is also concave upward on  $(a, b)$ .



# 3.5 Limits at Infinity

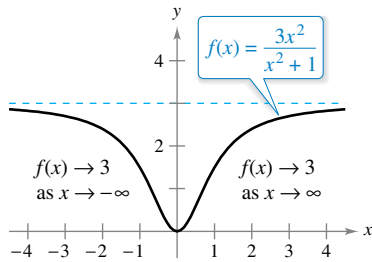
- Determine (finite) limits at infinity.
- Determine the horizontal asymptotes, if any, of the graph of a function.
- Determine infinite limits at infinity.

## Limits at Infinity

This section discusses the “end behavior” of a function on an *infinite* interval. Consider the graph of


$$f(x) = \frac{3x^2}{x^2 + 1}$$

as shown in Figure 3.32. Graphically, you can see that  $f(x)$  appears to approach 3 as  $x$  increases without bound or decreases without bound. You can come to the same conclusions numerically, as shown in the table.




The limit of  $f(x)$  as  $x$  approaches  $-\infty$  or  $\infty$  is 3.

Figure 3.32



$x$	$-\infty \leftarrow$	-100	-10	-1	0	1	10	100	$\rightarrow \infty$
$f(x)$	$3 \leftarrow$	2.9997	2.9703	1.5	0	1.5	2.9703	2.9997	$\rightarrow 3$



The table suggests that  $f(x)$  approaches 3 as  $x$  increases without bound ( $x \rightarrow \infty$ ). Similarly,  $f(x)$  approaches 3 as  $x$  decreases without bound ( $x \rightarrow -\infty$ ). These **limits at infinity** are denoted by

$$\lim_{x \rightarrow -\infty} f(x) = 3 \quad \text{Limit at negative infinity}$$

and

$$\lim_{x \rightarrow \infty} f(x) = 3. \quad \text{Limit at positive infinity}$$

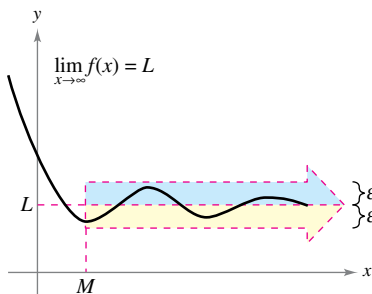
To say that a statement is true as  $x$  increases *without bound* means that for some (large) real number  $M$ , the statement is true for *all*  $x$  in the interval  $\{x: x > M\}$ . The next definition uses this concept.

..... ▷  
**REMARK** The statement  $\lim_{x \rightarrow -\infty} f(x) = L$  or  $\lim_{x \rightarrow \infty} f(x) = L$  means that the limit exists *and* the limit is equal to  $L$ .

### Definition of Limits at Infinity

Let  $L$  be a real number.

1. The statement  $\lim_{x \rightarrow \infty} f(x) = L$  means that for each  $\varepsilon > 0$  there exists an  $M > 0$  such that  $|f(x) - L| < \varepsilon$  whenever  $x > M$ .
2. The statement  $\lim_{x \rightarrow -\infty} f(x) = L$  means that for each  $\varepsilon > 0$  there exists an  $N < 0$  such that  $|f(x) - L| < \varepsilon$  whenever  $x < N$ .



$f(x)$  is within  $\varepsilon$  units of  $L$  as  $x \rightarrow \infty$ .

Figure 3.33

The definition of a limit at infinity is shown in Figure 3.33. In this figure, note that for a given positive number  $\varepsilon$ , there exists a positive number  $M$  such that, for  $x > M$ , the graph of  $f$  will lie between the horizontal lines

$$y = L + \varepsilon \quad \text{and} \quad y = L - \varepsilon.$$

**Exploration**

Use a graphing utility to graph

$$f(x) = \frac{2x^2 + 4x - 6}{3x^2 + 2x - 16}$$

Describe all the important features of the graph. Can you find a single viewing window that shows all of these features clearly? Explain your reasoning.

What are the horizontal asymptotes of the graph? How far to the right do you have to move on the graph so that the graph is within 0.001 unit of its horizontal asymptote? Explain your reasoning.

**Horizontal Asymptotes**

In Figure 3.33, the graph of  $f$  approaches the line  $y = L$  as  $x$  increases without bound. The line  $y = L$  is called a **horizontal asymptote** of the graph of  $f$ .

**Definition of a Horizontal Asymptote**

The line  $y = L$  is a **horizontal asymptote** of the graph of  $f$  when

$$\lim_{x \rightarrow -\infty} f(x) = L \quad \text{or} \quad \lim_{x \rightarrow \infty} f(x) = L.$$

Note that from this definition, it follows that the graph of a *function* of  $x$  can have at most two horizontal asymptotes—one to the right and one to the left.

Limits at infinity have many of the same properties of limits discussed in Section 1.3. For example, if  $\lim_{x \rightarrow \infty} f(x)$  and  $\lim_{x \rightarrow \infty} g(x)$  both exist, then

$$\lim_{x \rightarrow \infty} [f(x) + g(x)] = \lim_{x \rightarrow \infty} f(x) + \lim_{x \rightarrow \infty} g(x)$$

and

$$\lim_{x \rightarrow \infty} [f(x)g(x)] = \left[ \lim_{x \rightarrow \infty} f(x) \right] \left[ \lim_{x \rightarrow \infty} g(x) \right].$$

Similar properties hold for limits at  $-\infty$ .

When evaluating limits at infinity, the next theorem is helpful.

**THEOREM 3.10 Limits at Infinity**

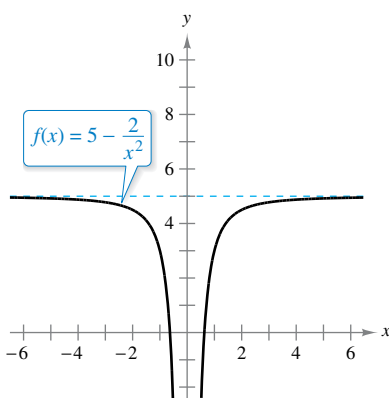
If  $r$  is a positive rational number and  $c$  is any real number, then

$$\lim_{x \rightarrow \infty} \frac{c}{x^r} = 0.$$

Furthermore, if  $x^r$  is defined when  $x < 0$ , then

$$\lim_{x \rightarrow -\infty} \frac{c}{x^r} = 0.$$

A proof of this theorem is given in Appendix A.



$y = 5$  is a horizontal asymptote.

**Figure 3.34**

**EXAMPLE 1 Finding a Limit at Infinity**

Find the limit:  $\lim_{x \rightarrow \infty} \left( 5 - \frac{2}{x^2} \right)$ .

**Solution** Using Theorem 3.10, you can write

$$\begin{aligned} \lim_{x \rightarrow \infty} \left( 5 - \frac{2}{x^2} \right) &= \lim_{x \rightarrow \infty} 5 - \lim_{x \rightarrow \infty} \frac{2}{x^2} && \text{Property of limits} \\ &= 5 - 0 \\ &= 5. \end{aligned}$$

So, the line  $y = 5$  is a horizontal asymptote to the right. By finding the limit

$$\lim_{x \rightarrow -\infty} \left( 5 - \frac{2}{x^2} \right) \quad \text{Limit as } x \rightarrow -\infty$$

you can see that  $y = 5$  is also a horizontal asymptote to the left. The graph of the function  $f(x) = 5 - (2/x^2)$  is shown in Figure 3.34.

**EXAMPLE 2** Finding a Limit at Infinity

Find the limit:  $\lim_{x \rightarrow \infty} \frac{2x - 1}{x + 1}$ .

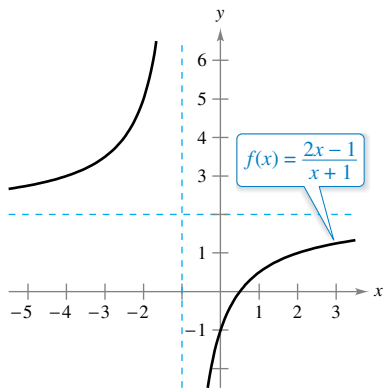
**Solution** Note that both the numerator and the denominator approach infinity as  $x$  approaches infinity.

$$\lim_{x \rightarrow \infty} \frac{2x - 1}{x + 1} \begin{matrix} \nearrow \lim_{x \rightarrow \infty} (2x - 1) \rightarrow \infty \\ \searrow \lim_{x \rightarrow \infty} (x + 1) \rightarrow \infty \end{matrix}$$

**REMARK** When you encounter an indeterminate form such as the one in Example 2, you should divide the numerator and denominator by the highest power of  $x$  in the denominator.

This results in  $\infty/\infty$ , an **indeterminate form**. To resolve this problem, you can divide both the numerator and the denominator by  $x$ . After dividing, the limit may be evaluated as shown.

$$\begin{aligned} \lim_{x \rightarrow \infty} \frac{2x - 1}{x + 1} &= \lim_{x \rightarrow \infty} \frac{\frac{2x - 1}{x}}{\frac{x + 1}{x}} && \text{Divide numerator and denominator by } x. \\ &= \lim_{x \rightarrow \infty} \frac{2 - \frac{1}{x}}{1 + \frac{1}{x}} && \text{Simplify.} \\ &= \frac{\lim_{x \rightarrow \infty} 2 - \lim_{x \rightarrow \infty} \frac{1}{x}}{\lim_{x \rightarrow \infty} 1 + \lim_{x \rightarrow \infty} \frac{1}{x}} && \text{Take limits of numerator and denominator.} \\ &= \frac{2 - 0}{1 + 0} && \text{Apply Theorem 3.10.} \\ &= 2 \end{aligned}$$



$y = 2$  is a horizontal asymptote.  
**Figure 3.35**

So, the line  $y = 2$  is a horizontal asymptote to the right. By taking the limit as  $x \rightarrow -\infty$ , you can see that  $y = 2$  is also a horizontal asymptote to the left. The graph of the function is shown in Figure 3.35.

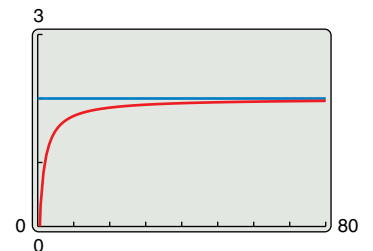
**TECHNOLOGY** You can test the reasonableness of the limit found in Example 2 by evaluating  $f(x)$  for a few large positive values of  $x$ . For instance,

$$f(100) \approx 1.9703, \quad f(1000) \approx 1.9970, \\ \text{and } f(10,000) \approx 1.9997.$$

Another way to test the reasonableness of the limit is to use a graphing utility. For instance, in Figure 3.36, the graph of

$$f(x) = \frac{2x - 1}{x + 1}$$

is shown with the horizontal line  $y = 2$ . Note that as  $x$  increases, the graph of  $f$  moves closer and closer to its horizontal asymptote.



As  $x$  increases, the graph of  $f$  moves closer and closer to the line  $y = 2$ .  
**Figure 3.36**

**EXAMPLE 3** A Comparison of Three Rational Functions

•••▶ See [LarsonCalculus.com](http://LarsonCalculus.com) for an interactive version of this type of example.

Find each limit.

a.  $\lim_{x \rightarrow \infty} \frac{2x + 5}{3x^2 + 1}$     b.  $\lim_{x \rightarrow \infty} \frac{2x^2 + 5}{3x^2 + 1}$     c.  $\lim_{x \rightarrow \infty} \frac{2x^3 + 5}{3x^2 + 1}$

**Solution** In each case, attempting to evaluate the limit produces the indeterminate form  $\infty/\infty$ .

a. Divide both the numerator and the denominator by  $x^2$ .

$$\lim_{x \rightarrow \infty} \frac{2x + 5}{3x^2 + 1} = \lim_{x \rightarrow \infty} \frac{(2/x) + (5/x^2)}{3 + (1/x^2)} = \frac{0 + 0}{3 + 0} = \frac{0}{3} = 0$$

b. Divide both the numerator and the denominator by  $x^2$ .

$$\lim_{x \rightarrow \infty} \frac{2x^2 + 5}{3x^2 + 1} = \lim_{x \rightarrow \infty} \frac{2 + (5/x^2)}{3 + (1/x^2)} = \frac{2 + 0}{3 + 0} = \frac{2}{3}$$

c. Divide both the numerator and the denominator by  $x^2$ .

$$\lim_{x \rightarrow \infty} \frac{2x^3 + 5}{3x^2 + 1} = \lim_{x \rightarrow \infty} \frac{2x + (5/x^2)}{3 + (1/x^2)} = \frac{\infty}{3}$$

You can conclude that the limit *does not exist* because the numerator increases without bound while the denominator approaches 3.

Example 3 suggests the guidelines below for finding limits at infinity of rational functions. Use these guidelines to check the results in Example 3.

**GUIDELINES FOR FINDING LIMITS AT  $\pm\infty$  OF RATIONAL FUNCTIONS**

1. If the degree of the numerator is *less than* the degree of the denominator, then the limit of the rational function is 0.
2. If the degree of the numerator is *equal to* the degree of the denominator, then the limit of the rational function is the ratio of the leading coefficients.
3. If the degree of the numerator is *greater than* the degree of the denominator, then the limit of the rational function does not exist.

The guidelines for finding limits at infinity of rational functions seem reasonable when you consider that for large values of  $x$ , the highest-power term of the rational function is the most “influential” in determining the limit. For instance,

$$\lim_{x \rightarrow \infty} \frac{1}{x^2 + 1}$$

is 0 because the denominator overpowers the numerator as  $x$  increases or decreases without bound, as shown in Figure 3.37.

The function shown in Figure 3.37 is a special case of a type of curve studied by the Italian mathematician Maria Gaetana Agnesi. The general form of this function is

$$f(x) = \frac{8a^3}{x^2 + 4a^2} \quad \text{Witch of Agnesi}$$

and, through a mistranslation of the Italian word *vertéré*, the curve has come to be known as the Witch of Agnesi. Agnesi’s work with this curve first appeared in a comprehensive text on calculus that was published in 1748.

The Granger Collection, NY

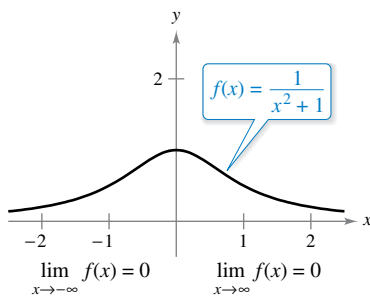


**MARIA GAETANA AGNESI**  
(1718–1799)

Agnesi was one of a handful of women to receive credit for significant contributions to mathematics before the twentieth century. In her early twenties, she wrote the first text that included both differential and integral calculus. By age 30, she was an honorary member of the faculty at the University of Bologna.

See [LarsonCalculus.com](http://LarsonCalculus.com) to read more of this biography.

For more information on the contributions of women to mathematics, see the article “Why Women Succeed in Mathematics” by Mona Fabricant, Sylvia Svitak, and Patricia Clark Kenschaft in *Mathematics Teacher*. To view this article, go to [MathArticles.com](http://MathArticles.com).



$f$  has a horizontal asymptote at  $y = 0$ .

**Figure 3.37**

In Figure 3.37, you can see that the function

$$f(x) = \frac{1}{x^2 + 1}$$

approaches the same horizontal asymptote to the right and to the left. This is always true of rational functions. Functions that are not rational, however, may approach different horizontal asymptotes to the right and to the left. This is demonstrated in Example 4.

**EXAMPLE 4**

**A Function with Two Horizontal Asymptotes**

Find each limit.

a.  $\lim_{x \rightarrow \infty} \frac{3x - 2}{\sqrt{2x^2 + 1}}$       b.  $\lim_{x \rightarrow -\infty} \frac{3x - 2}{\sqrt{2x^2 + 1}}$

**Solution**

a. For  $x > 0$ , you can write  $x = \sqrt{x^2}$ . So, dividing both the numerator and the denominator by  $x$  produces

$$\frac{3x - 2}{\sqrt{2x^2 + 1}} = \frac{\frac{3x - 2}{x}}{\frac{\sqrt{2x^2 + 1}}{\sqrt{x^2}}} = \frac{3 - \frac{2}{x}}{\sqrt{\frac{2x^2 + 1}{x^2}}} = \frac{3 - \frac{2}{x}}{\sqrt{2 + \frac{1}{x^2}}}$$

and you can take the limit as follows.

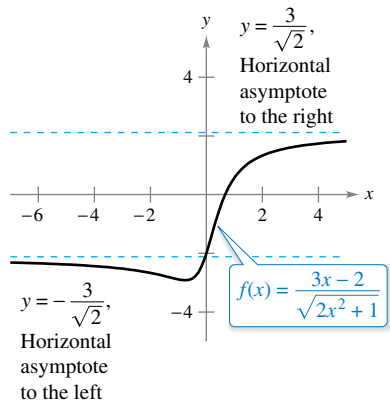
$$\lim_{x \rightarrow \infty} \frac{3x - 2}{\sqrt{2x^2 + 1}} = \lim_{x \rightarrow \infty} \frac{3 - \frac{2}{x}}{\sqrt{2 + \frac{1}{x^2}}} = \frac{3 - 0}{\sqrt{2 + 0}} = \frac{3}{\sqrt{2}}$$

b. For  $x < 0$ , you can write  $x = -\sqrt{x^2}$ . So, dividing both the numerator and the denominator by  $x$  produces

$$\frac{3x - 2}{\sqrt{2x^2 + 1}} = \frac{\frac{3x - 2}{x}}{\frac{\sqrt{2x^2 + 1}}{-\sqrt{x^2}}} = \frac{3 - \frac{2}{x}}{-\sqrt{\frac{2x^2 + 1}{x^2}}} = \frac{3 - \frac{2}{x}}{-\sqrt{2 + \frac{1}{x^2}}}$$

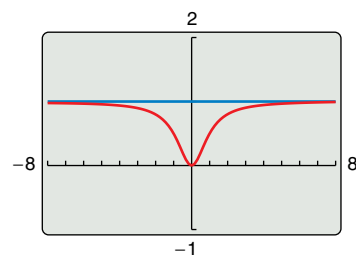
and you can take the limit as follows.

$$\lim_{x \rightarrow -\infty} \frac{3x - 2}{\sqrt{2x^2 + 1}} = \lim_{x \rightarrow -\infty} \frac{3 - \frac{2}{x}}{-\sqrt{2 + \frac{1}{x^2}}} = \frac{3 - 0}{-\sqrt{2 + 0}} = -\frac{3}{\sqrt{2}}$$



Functions that are not rational may have different right and left horizontal asymptotes.

**Figure 3.38**



The horizontal asymptote appears to be the line  $y = 1$ , but it is actually the line  $y = 2$ .

**Figure 3.39**

The graph of  $f(x) = (3x - 2)/\sqrt{2x^2 + 1}$  is shown in Figure 3.38.

**TECHNOLOGY PITFALL** If you use a graphing utility to estimate a limit, be sure that you also confirm the estimate analytically—the graphs shown by a graphing utility can be misleading. For instance, Figure 3.39 shows one view of the graph of

$$y = \frac{2x^3 + 1000x^2 + x}{x^3 + 1000x^2 + x + 1000}$$

From this view, one could be convinced that the graph has  $y = 1$  as a horizontal asymptote. An analytical approach shows that the horizontal asymptote is actually  $y = 2$ . Confirm this by enlarging the viewing window on the graphing utility.

In Section 1.4, Example 7(c), you used the Squeeze Theorem to evaluate a limit involving a trigonometric function. The Squeeze Theorem is also valid for limits at infinity.

**EXAMPLE 5** Limits Involving Trigonometric Functions

Find each limit.

- a.  $\lim_{x \rightarrow \infty} \sin x$       b.  $\lim_{x \rightarrow \infty} \frac{\sin x}{x}$

**Solution**

a. As  $x$  approaches infinity, the sine function oscillates between 1 and  $-1$ . So, this limit does not exist.

b. Because  $-1 \leq \sin x \leq 1$ , it follows that for  $x > 0$ ,

$$-\frac{1}{x} \leq \frac{\sin x}{x} \leq \frac{1}{x}$$

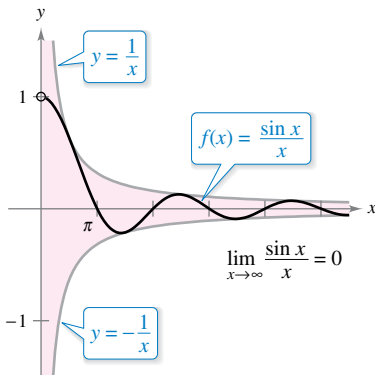
where

$$\lim_{x \rightarrow \infty} \left(-\frac{1}{x}\right) = 0 \quad \text{and} \quad \lim_{x \rightarrow \infty} \frac{1}{x} = 0.$$

So, by the Squeeze Theorem, you obtain

$$\lim_{x \rightarrow \infty} \frac{\sin x}{x} = 0$$

as shown in Figure 3.40.



As  $x$  increases without bound,  $f(x)$  approaches 0.

**Figure 3.40**

**EXAMPLE 6** Oxygen Level in a Pond

Let  $f(t)$  measure the level of oxygen in a pond, where  $f(t) = 1$  is the normal (unpolluted) level and the time  $t$  is measured in weeks. When  $t = 0$ , organic waste is dumped into the pond, and as the waste material oxidizes, the level of oxygen in the pond is

$$f(t) = \frac{t^2 - t + 1}{t^2 + 1}.$$

What percent of the normal level of oxygen exists in the pond after 1 week? After 2 weeks? After 10 weeks? What is the limit as  $t$  approaches infinity?

**Solution** When  $t = 1, 2,$  and  $10$ , the levels of oxygen are as shown.

$$f(1) = \frac{1^2 - 1 + 1}{1^2 + 1} = \frac{1}{2} = 50\% \quad \text{1 week}$$

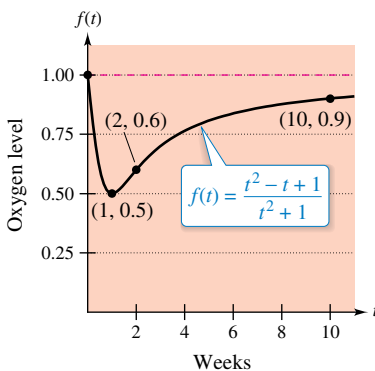
$$f(2) = \frac{2^2 - 2 + 1}{2^2 + 1} = \frac{3}{5} = 60\% \quad \text{2 weeks}$$

$$f(10) = \frac{10^2 - 10 + 1}{10^2 + 1} = \frac{91}{101} \approx 90.1\% \quad \text{10 weeks}$$

To find the limit as  $t$  approaches infinity, you can use the guidelines on page 202, or you can divide the numerator and the denominator by  $t^2$  to obtain

$$\lim_{t \rightarrow \infty} \frac{t^2 - t + 1}{t^2 + 1} = \lim_{t \rightarrow \infty} \frac{1 - (1/t) + (1/t^2)}{1 + (1/t^2)} = \frac{1 - 0 + 0}{1 + 0} = 1 = 100\%.$$

See Figure 3.41.



The level of oxygen in a pond approaches the normal level of 1 as  $t$  approaches  $\infty$ .

**Figure 3.41**

### Infinite Limits at Infinity

Many functions do not approach a finite limit as  $x$  increases (or decreases) without bound. For instance, no polynomial function has a finite limit at infinity. The next definition is used to describe the behavior of polynomial and other functions at infinity.

**REMARK** Determining whether a function has an infinite limit at infinity is useful in analyzing the “end behavior” of its graph. You will see examples of this in Section 3.6 on curve sketching.

#### Definition of Infinite Limits at Infinity

Let  $f$  be a function defined on the interval  $(a, \infty)$ .

1. The statement  $\lim_{x \rightarrow \infty} f(x) = \infty$  means that for each positive number  $M$ , there is a corresponding number  $N > 0$  such that  $f(x) > M$  whenever  $x > N$ .
2. The statement  $\lim_{x \rightarrow \infty} f(x) = -\infty$  means that for each negative number  $M$ , there is a corresponding number  $N > 0$  such that  $f(x) < M$  whenever  $x > N$ .

Similar definitions can be given for the statements

$$\lim_{x \rightarrow -\infty} f(x) = \infty \quad \text{and} \quad \lim_{x \rightarrow -\infty} f(x) = -\infty.$$

#### EXAMPLE 7

#### Finding Infinite Limits at Infinity

Find each limit.

- a.  $\lim_{x \rightarrow \infty} x^3$       b.  $\lim_{x \rightarrow -\infty} x^3$

#### Solution

a. As  $x$  increases without bound,  $x^3$  also increases without bound. So, you can write

$$\lim_{x \rightarrow \infty} x^3 = \infty.$$

b. As  $x$  decreases without bound,  $x^3$  also decreases without bound. So, you can write

$$\lim_{x \rightarrow -\infty} x^3 = -\infty.$$

The graph of  $f(x) = x^3$  in Figure 3.42 illustrates these two results. These results agree with the Leading Coefficient Test for polynomial functions as described in Section P.3.

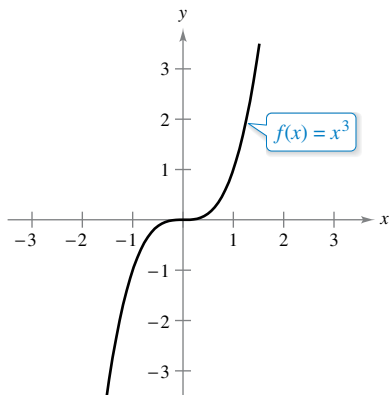


Figure 3.42

#### EXAMPLE 8

#### Finding Infinite Limits at Infinity

Find each limit.

- a.  $\lim_{x \rightarrow \infty} \frac{2x^2 - 4x}{x + 1}$       b.  $\lim_{x \rightarrow -\infty} \frac{2x^2 - 4x}{x + 1}$

**Solution** One way to evaluate each of these limits is to use long division to rewrite the improper rational function as the sum of a polynomial and a rational function.

$$\text{a. } \lim_{x \rightarrow \infty} \frac{2x^2 - 4x}{x + 1} = \lim_{x \rightarrow \infty} \left( 2x - 6 + \frac{6}{x + 1} \right) = \infty$$

$$\text{b. } \lim_{x \rightarrow -\infty} \frac{2x^2 - 4x}{x + 1} = \lim_{x \rightarrow -\infty} \left( 2x - 6 + \frac{6}{x + 1} \right) = -\infty$$

The statements above can be interpreted as saying that as  $x$  approaches  $\pm\infty$ , the function  $f(x) = (2x^2 - 4x)/(x + 1)$  behaves like the function  $g(x) = 2x - 6$ . In Section 3.6, you will see that this is graphically described by saying that the line  $y = 2x - 6$  is a *slant asymptote* of the graph of  $f$ , as shown in Figure 3.43.

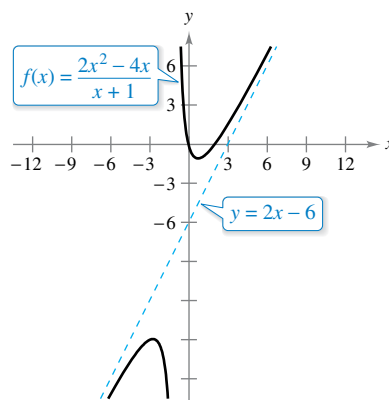


Figure 3.43

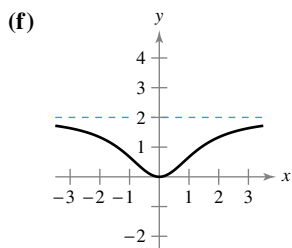
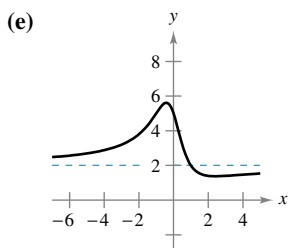
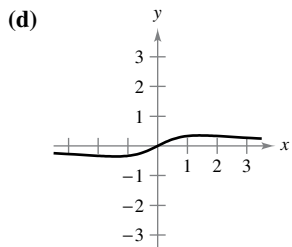
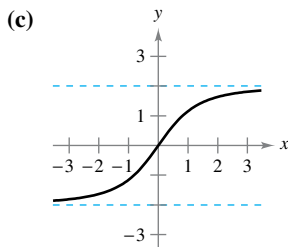
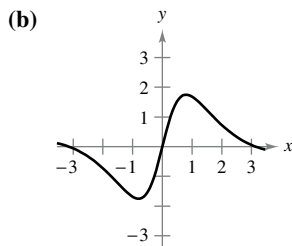
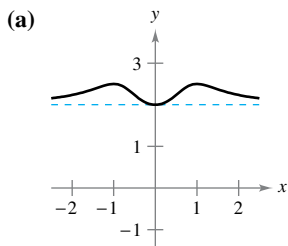
# 3.5 Exercises

See [CalcChat.com](http://CalcChat.com) for tutorial help and worked-out solutions to odd-numbered exercises.

### CONCEPT CHECK

- Writing** Describe in your own words what each statement means.
  - $\lim_{x \rightarrow \infty} f(x) = -5$
  - $\lim_{x \rightarrow -\infty} f(x) = 3$
- Horizontal Asymptote** What does it mean for the graph of a function to have a horizontal asymptote?
- Horizontal Asymptote** A graph can have a maximum of how many horizontal asymptotes? Explain.
- Limits at Infinity** In your own words, summarize the guidelines for finding limits at infinity of rational functions.

**Matching** In Exercises 5–10, match the function with its graph using horizontal asymptotes as an aid. [The graphs are labeled (a), (b), (c), (d), (e), and (f).]



5.  $f(x) = \frac{2x^2}{x^2 + 2}$

6.  $f(x) = \frac{2x}{\sqrt{x^2 + 2}}$

7.  $f(x) = \frac{x}{x^2 + 2}$

8.  $f(x) = 2 + \frac{x^2}{x^4 + 1}$

9.  $f(x) = \frac{4 \sin x}{x^2 + 1}$

10.  $f(x) = \frac{2x^2 - 3x + 5}{x^2 + 1}$



**Finding Limits at Infinity** In Exercises 11 and 12, find  $\lim_{x \rightarrow \infty} h(x)$ , if it exists.

11.  $f(x) = 5x^3 - 3$

12.  $f(x) = -4x^2 + 2x - 5$

(a)  $h(x) = \frac{f(x)}{x^2}$

(a)  $h(x) = \frac{f(x)}{x}$

(b)  $h(x) = \frac{f(x)}{x^3}$

(b)  $h(x) = \frac{f(x)}{x^2}$

(c)  $h(x) = \frac{f(x)}{x^4}$

(c)  $h(x) = \frac{f(x)}{x^3}$



**Finding Limits at Infinity** In Exercises 13–16, find each limit, if it exists.

13. (a)  $\lim_{x \rightarrow \infty} \frac{x^2 + 2}{x^3 - 1}$

14. (a)  $\lim_{x \rightarrow \infty} \frac{3 - 2x}{3x^3 - 1}$

(b)  $\lim_{x \rightarrow \infty} \frac{x^2 + 2}{x^2 - 1}$

(b)  $\lim_{x \rightarrow \infty} \frac{3 - 2x}{3x - 1}$

(c)  $\lim_{x \rightarrow \infty} \frac{x^2 + 2}{x - 1}$

(c)  $\lim_{x \rightarrow \infty} \frac{3 - 2x^2}{3x - 1}$

15. (a)  $\lim_{x \rightarrow \infty} \frac{5 - 2x^{3/2}}{3x^2 - 4}$

16. (a)  $\lim_{x \rightarrow \infty} \frac{5x^{3/2}}{4x^2 + 1}$

(b)  $\lim_{x \rightarrow \infty} \frac{5 - 2x^{3/2}}{3x^{3/2} - 4}$

(b)  $\lim_{x \rightarrow \infty} \frac{5x^{3/2}}{4x^{3/2} + 1}$

(c)  $\lim_{x \rightarrow \infty} \frac{5 - 2x^{3/2}}{3x - 4}$

(c)  $\lim_{x \rightarrow \infty} \frac{5x^{3/2}}{4\sqrt{x} + 1}$



**Finding a Limit** In Exercises 17–36, find the limit, if it exists.

17.  $\lim_{x \rightarrow \infty} \left(4 + \frac{3}{x}\right)$

18.  $\lim_{x \rightarrow -\infty} \left(\frac{5}{x} - \frac{x}{3}\right)$

19.  $\lim_{x \rightarrow \infty} \frac{7x + 6}{9x - 4}$

20.  $\lim_{x \rightarrow -\infty} \frac{4x^2 + 5}{x^2 + 3}$

21.  $\lim_{x \rightarrow -\infty} \frac{2x^2 + x}{6x^3 + 2x^2 + x}$

22.  $\lim_{x \rightarrow \infty} \frac{5x^3 + 1}{10x^3 - 3x^2 + 7}$

23.  $\lim_{x \rightarrow -\infty} \frac{5x^2}{x + 3}$

24.  $\lim_{x \rightarrow -\infty} \frac{x^3 - 4}{x^2 + 1}$

25.  $\lim_{x \rightarrow -\infty} \frac{x}{\sqrt{x^2 - x}}$

26.  $\lim_{x \rightarrow -\infty} \frac{x}{\sqrt{x^2 + 1}}$

27.  $\lim_{x \rightarrow -\infty} \frac{2x + 1}{\sqrt{x^2 - x}}$

28.  $\lim_{x \rightarrow \infty} \frac{5x^2 + 2}{\sqrt{x^2 + 3}}$

29.  $\lim_{x \rightarrow \infty} \frac{\sqrt{x^2 - 1}}{2x - 1}$

30.  $\lim_{x \rightarrow -\infty} \frac{\sqrt{x^4 - 1}}{x^3 - 1}$

31.  $\lim_{x \rightarrow -\infty} \frac{x + 1}{(x^2 + 1)^{1/3}}$

32.  $\lim_{x \rightarrow -\infty} \frac{2x}{(x^6 - 1)^{1/3}}$

33.  $\lim_{x \rightarrow \infty} \frac{1}{2x + \sin x}$

34.  $\lim_{x \rightarrow \infty} \cos \frac{1}{x}$

35.  $\lim_{x \rightarrow \infty} \frac{\sin 2x}{x}$

36.  $\lim_{x \rightarrow \infty} \frac{x - \cos x}{x}$



**Graphing Utility** **Finding Horizontal Asymptotes Using Technology** In Exercises 37–40, use a graphing utility to graph the function and identify any horizontal asymptotes.

37.  $f(x) = \frac{|x|}{x + 1}$       38.  $f(x) = \frac{|3x + 2|}{x - 2}$   
 39.  $f(x) = \frac{3x}{\sqrt{x^2 + 2}}$   
 40.  $f(x) = \frac{\sqrt{9x^2 - 2}}{2x + 1}$

**Finding a Limit** In Exercises 41 and 42, find the limit. (Hint: Let  $x = 1/t$  and find the limit as  $t \rightarrow 0^+$ .)

41.  $\lim_{x \rightarrow \infty} x \sin \frac{1}{x}$       42.  $\lim_{x \rightarrow \infty} x \tan \frac{1}{x}$

**Finding a Limit** In Exercises 43–46, find the limit. Use a graphing utility to verify your result. (Hint: Treat the expression as a fraction whose denominator is 1, and rationalize the numerator.)

43.  $\lim_{x \rightarrow -\infty} (x + \sqrt{x^2 + 3})$       44.  $\lim_{x \rightarrow \infty} (x - \sqrt{x^2 + x})$   
 45.  $\lim_{x \rightarrow -\infty} (3x + \sqrt{9x^2 - x})$       46.  $\lim_{x \rightarrow \infty} (4x - \sqrt{16x^2 - x})$

**Graphing Utility** **Numerical, Graphical, and Analytic Analysis** In Exercises 47–50, use a graphing utility to complete the table and estimate the limit as  $x$  approaches infinity. Then use a graphing utility to graph the function and estimate the limit. Finally, find the limit analytically and compare your results with the estimates.

$x$	$10^0$	$10^1$	$10^2$	$10^3$	$10^4$	$10^5$	$10^6$
$f(x)$							

47.  $f(x) = x - \sqrt{x(x - 1)}$       48.  $f(x) = x^2 - x\sqrt{x(x - 1)}$   
 49.  $f(x) = x \sin \frac{1}{2x}$   
 50.  $f(x) = \frac{x + 1}{x\sqrt{x}}$

**51. Engine Efficiency**

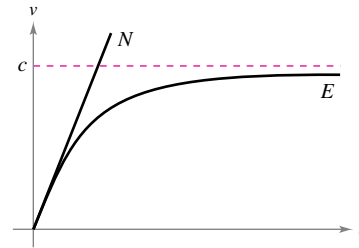
The efficiency (in percent) of an internal combustion engine is

$$\text{Efficiency} = 100 \left[ 1 - \frac{1}{(v_1/v_2)^c} \right]$$

where  $v_1/v_2$  is the ratio of the uncompressed gas to the compressed gas and  $c$  is a positive constant dependent on the engine design. Find the limit of the efficiency as the compression ratio approaches infinity.



**52. Physics** Newton's First Law of Motion and Einstein's Special Theory of Relativity differ concerning the behavior of a particle as its velocity approaches the speed of light  $c$ . In the graph, functions  $N$  and  $E$  represent the velocity  $v$ , with respect to time  $t$ , of a particle accelerated by a constant force as predicted by Newton and Einstein, respectively. Write limit statements that describe these two theories.

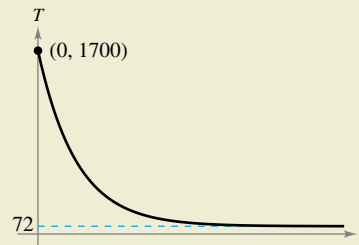


**EXPLORING CONCEPTS**

53. **Limits** Explain the differences between limits at infinity and infinite limits.  
 54. **Horizontal Asymptote** Can the graph of a function cross a horizontal asymptote? Explain.  
 55. **Using Symmetry to Find Limits** If  $f$  is a continuous function such that  $\lim_{x \rightarrow \infty} f(x) = 5$ , find, if possible,  $\lim_{x \rightarrow -\infty} f(x)$  for each specified condition.  
 (a) The graph of  $f$  is symmetric with respect to the  $y$ -axis.  
 (b) The graph of  $f$  is symmetric with respect to the origin.



**56. HOW DO YOU SEE IT?** The graph shows the temperature  $T$ , in degrees Fahrenheit, of molten glass  $t$  seconds after it is removed from a kiln.



- (a) Find  $\lim_{t \rightarrow 0^+} T$ . What does this limit represent?  
 (b) Find  $\lim_{t \rightarrow \infty} T$ . What does this limit represent?

**57. Modeling Data** The average typing speeds  $S$  (in words per minute) of a typing student after  $t$  weeks of lessons are shown in the table.

$t$	5	10	15	20	25	30
$S$	28	56	79	90	93	94

A model for the data is  $S = \frac{100t^2}{65 + t^2}$ ,  $t > 0$ .

- (a) Use a graphing utility to plot the data and graph the model.  
 (b) Does there appear to be a limiting typing speed? Explain.

**58. Modeling Data** A heat probe is attached to the heat exchanger of a heating system. The temperature  $T$  (in degrees Celsius) is recorded  $t$  seconds after the furnace is started. The results for the first 2 minutes are recorded in the table.

$t$	0	15	30	45	60
$T$	25.2	36.9	45.5	51.4	56.0

$t$	75	90	105	120
$T$	59.6	62.0	64.0	65.2

- (a) Use the regression capabilities of a graphing utility to find a model of the form  $T_1 = at^2 + bt + c$  for the data.
- (b) Use a graphing utility to graph  $T_1$ .
- (c) A rational model for the data is

$$T_2 = \frac{1451 + 86t}{58 + t}.$$

Use a graphing utility to graph  $T_2$ .

- (d) Find  $\lim_{t \rightarrow \infty} T_2$ .
- (e) Interpret the result in part (d) in the context of the problem. Is it possible to do this type of analysis using  $T_1$ ? Explain.

**59. Using the Definition of Limits at Infinity** The graph of

$$f(x) = \frac{2x^2}{x^2 + 2}$$

is shown (see figure).

- (a) Find  $L = \lim_{x \rightarrow \infty} f(x)$ .
- (b) Determine  $x_1$  and  $x_2$  in terms of  $\epsilon$ .
- (c) Determine  $M$ , where  $M > 0$ , such that  $|f(x) - L| < \epsilon$  for  $x > M$ .
- (d) Determine  $N$ , where  $N < 0$ , such that  $|f(x) - L| < \epsilon$  for  $x < N$ .

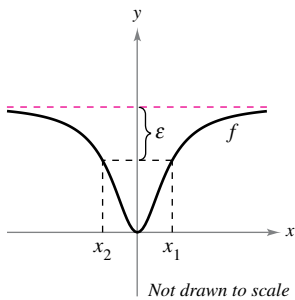


Figure for 59

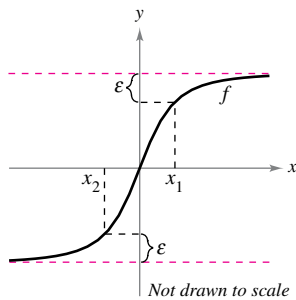


Figure for 60

**60. Using the Definition of Limits at Infinity** The graph of

$$f(x) = \frac{6x}{\sqrt{x^2 + 2}}$$

- (a) Find  $L = \lim_{x \rightarrow \infty} f(x)$  and  $K = \lim_{x \rightarrow -\infty} f(x)$ .
- (b) Determine  $x_1$  and  $x_2$  in terms of  $\epsilon$ .
- (c) Determine  $M$ , where  $M > 0$ , such that  $|f(x) - L| < \epsilon$  for  $x > M$ .
- (d) Determine  $N$ , where  $N < 0$ , such that  $|f(x) - K| < \epsilon$  for  $x < N$ .

**61. Using the Definition of Limits at Infinity** Consider

$$\lim_{x \rightarrow \infty} \frac{3x}{\sqrt{x^2 + 3}}.$$

- (a) Use the definition of limits at infinity to find the value of  $M$  that corresponds to  $\epsilon = 0.5$ .
- (b) Use the definition of limits at infinity to find the value of  $M$  that corresponds to  $\epsilon = 0.1$ .

**62. Using the Definition of Limits at Infinity** Consider

$$\lim_{x \rightarrow -\infty} \frac{3x}{\sqrt{x^2 + 3}}.$$

- (a) Use the definition of limits at infinity to find the value of  $N$  that corresponds to  $\epsilon = 0.5$ .
- (b) Use the definition of limits at infinity to find the value of  $N$  that corresponds to  $\epsilon = 0.1$ .

**Proof** In Exercises 63–66, use the definition of limits at infinity to prove the limit.

**63.**  $\lim_{x \rightarrow \infty} \frac{1}{x^2} = 0$

**64.**  $\lim_{x \rightarrow \infty} \frac{2}{\sqrt{x}} = 0$

**65.**  $\lim_{x \rightarrow -\infty} \frac{1}{x^3} = 0$

**66.**  $\lim_{x \rightarrow -\infty} \frac{1}{x - 2} = 0$

**67. Distance** A line with slope  $m$  passes through the point  $(0, 4)$ .

- (a) Write the distance  $d$  between the line and the point  $(3, 1)$  as a function of  $m$ . (*Hint:* See Section P.2, Exercise 77.)



- (b) Use a graphing utility to graph the equation in part (a).

- (c) Find  $\lim_{m \rightarrow \infty} d(m)$  and  $\lim_{m \rightarrow -\infty} d(m)$ . Interpret the results geometrically.

**68. Distance** A line with slope  $m$  passes through the point  $(0, -2)$ .

- (a) Write the distance  $d$  between the line and the point  $(4, 2)$  as a function of  $m$ . (*Hint:* See Section P.2, Exercise 77.)



- (b) Use a graphing utility to graph the equation in part (a).

- (c) Find  $\lim_{m \rightarrow \infty} d(m)$  and  $\lim_{m \rightarrow -\infty} d(m)$ . Interpret the results geometrically.

**69. Proof** Prove that if

$$p(x) = a_n x^n + \dots + a_1 x + a_0$$

and

$$q(x) = b_m x^m + \dots + b_1 x + b_0$$

where  $a_n \neq 0$  and  $b_m \neq 0$ , then

$$\lim_{x \rightarrow \infty} \frac{p(x)}{q(x)} = \begin{cases} 0, & n < m \\ \frac{a_n}{b_m}, & n = m \\ \pm \infty, & n > m \end{cases}$$

**70. Proof** Use the definition of infinite limits at infinity to prove that  $\lim_{x \rightarrow \infty} x^3 = \infty$ .

## 3.6 A Summary of Curve Sketching

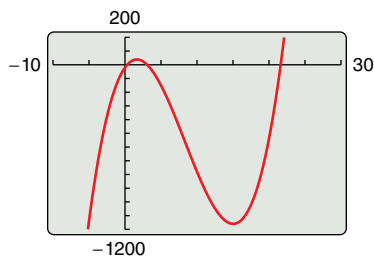
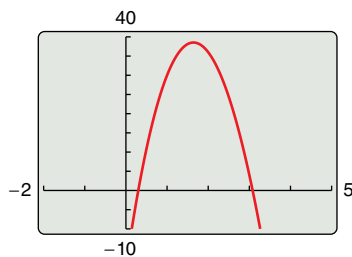
### Analyze and sketch the graph of a function.

### Analyzing the Graph of a Function

It would be difficult to overstate the importance of using graphs in mathematics. Descartes's introduction of analytic geometry contributed significantly to the rapid advances in calculus that began during the mid-seventeenth century. In the words of Lagrange, "As long as algebra and geometry traveled separate paths their advance was slow and their applications limited. But when these two sciences joined company, they drew from each other fresh vitality and thenceforth marched on at a rapid pace toward perfection."

So far, you have studied several concepts that are useful in analyzing the graph of a function.

- $x$ -intercepts and  $y$ -intercepts (Section P.1)
- Symmetry (Section P.1)
- Domain and range (Section P.3)
- Continuity (Section 1.4)
- Vertical asymptotes (Section 1.5)
- Differentiability (Section 2.1)
- Relative extrema (Section 3.1)
- Increasing and decreasing functions (Section 3.3)
- Concavity (Section 3.4)
- Points of inflection (Section 3.4)
- Horizontal asymptotes (Section 3.5)
- Infinite limits at infinity (Section 3.5)



Different viewing windows for the graph of  $f(x) = x^3 - 25x^2 + 74x - 20$   
**Figure 3.44**

When you are sketching the graph of a function, either by hand or with a graphing utility, remember that normally you cannot show the *entire* graph. The decision as to which part of the graph you choose to show is often crucial. For instance, which of the viewing windows in Figure 3.44 better represents the graph of

$$f(x) = x^3 - 25x^2 + 74x - 20?$$

By seeing both views, it is clear that the second viewing window gives a more complete representation of the graph. But would a third viewing window reveal other interesting portions of the graph? To answer this, you need to use calculus to interpret the first and second derivatives. To determine a good viewing window for a function, use these guidelines to analyze its graph.

#### GUIDELINES FOR ANALYZING THE GRAPH OF A FUNCTION

1. Determine the domain and range of the function.
2. Determine the intercepts, asymptotes, and symmetry of the graph.
3. Locate the  $x$ -values for which  $f'(x)$  and  $f''(x)$  either are zero or do not exist. Use the results to determine relative extrema and points of inflection.

**REMARK** In these guidelines, note the importance of *algebra* (as well as calculus) for solving the equations  $f(x) = 0$ ,  $f'(x) = 0$ , and  $f''(x) = 0$ .

**EXAMPLE 1** Sketching the Graph of a Rational Function

Analyze and sketch the graph of

$$f(x) = \frac{2(x^2 - 9)}{x^2 - 4}$$

**Solution**

**Domain:** All real numbers except  $x = \pm 2$

**Range:**  $(-\infty, 2) \cup [\frac{9}{2}, \infty)$

**x-intercepts:**  $(-3, 0), (3, 0)$

**y-intercept:**  $(0, \frac{9}{2})$

**Vertical asymptotes:**  $x = -2, x = 2$

**Horizontal asymptote:**  $y = 2$

**Symmetry:** With respect to y-axis

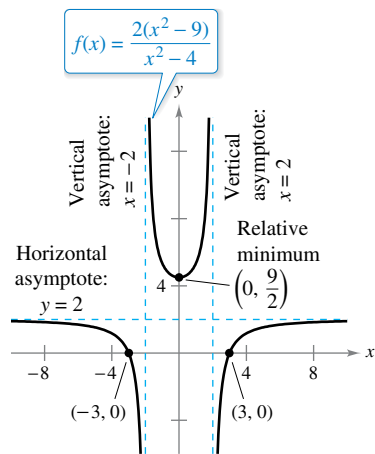
**First derivative:**  $f'(x) = \frac{20x}{(x^2 - 4)^2}$

**Second derivative:**  $f''(x) = \frac{-20(3x^2 + 4)}{(x^2 - 4)^3}$

**Critical number:**  $x = 0$

**Possible points of inflection:** None

**Test intervals:**  $(-\infty, -2), (-2, 0), (0, 2), (2, \infty)$



Using calculus, you can be certain that you have determined all characteristics of the graph of  $f$ .

Figure 3.45

**FOR FURTHER INFORMATION**

For more information on the use of technology to graph rational functions, see the article “Graphs of Rational Functions for Computer Assisted Calculus” by Stan Byrd and Terry Walters in *The College Mathematics Journal*. To view this article, go to [MathArticles.com](http://MathArticles.com).

The table shows how the test intervals are used to determine several characteristics of the graph. The graph of  $f$  is shown in Figure 3.45.

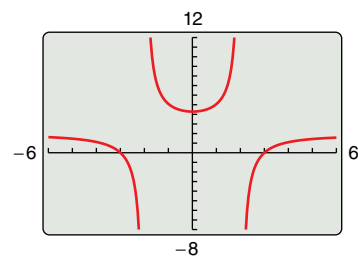
	$f(x)$	$f'(x)$	$f''(x)$	Characteristic of Graph
$-\infty < x < -2$		-	-	Decreasing, concave downward
$x = -2$	Undef.	Undef.	Undef.	Vertical asymptote
$-2 < x < 0$		-	+	Decreasing, concave upward
$x = 0$	$\frac{9}{2}$	0	+	Relative minimum
$0 < x < 2$		+	+	Increasing, concave upward
$x = 2$	Undef.	Undef.	Undef.	Vertical asymptote
$2 < x < \infty$		+	-	Increasing, concave downward

Be sure you understand all of the implications of creating a table such as that shown in Example 1. By using calculus, you can be *sure* that the graph has no relative extrema or points of inflection other than those shown in Figure 3.45.

**TECHNOLOGY PITFALL** Without using the type of analysis outlined in Example 1, it is easy to obtain an incomplete view of the basic characteristics of a graph. For instance, Figure 3.46 shows a view of the graph of

$$g(x) = \frac{2(x^2 - 9)(x - 20)}{(x^2 - 4)(x - 21)}$$

From this view, it appears that the graph of  $g$  is about the same as the graph of  $f$  shown in Figure 3.45. The graphs of these two functions, however, differ significantly. Try enlarging the viewing window to see the differences.



By not using calculus, you may overlook important characteristics of the graph of  $g$ .

Figure 3.46

**EXAMPLE 2** Sketching the Graph of a Rational Function

Analyze and sketch the graph of  $f(x) = \frac{x^2 - 2x + 4}{x - 2}$ .

**Solution**

**Domain:** All real numbers except  $x = 2$

**Range:**  $(-\infty, -2] \cup [6, \infty)$

**x-intercepts:** None

**y-intercept:**  $(0, -2)$

**Vertical asymptote:**  $x = 2$

**Horizontal asymptotes:** None

**Symmetry:** None

**End behavior:**  $\lim_{x \rightarrow -\infty} f(x) = -\infty, \lim_{x \rightarrow \infty} f(x) = \infty$

**First derivative:**  $f'(x) = \frac{x(x - 4)}{(x - 2)^2}$

**Second derivative:**  $f''(x) = \frac{8}{(x - 2)^3}$

**Critical numbers:**  $x = 0, x = 4$

**Possible points of inflection:** None

**Test intervals:**  $(-\infty, 0), (0, 2), (2, 4), (4, \infty)$

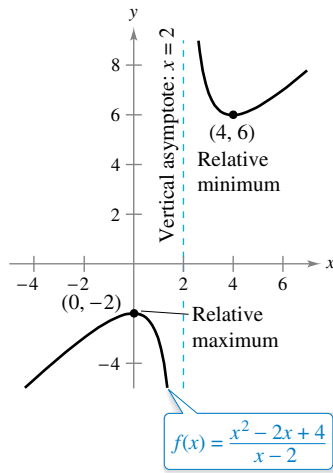
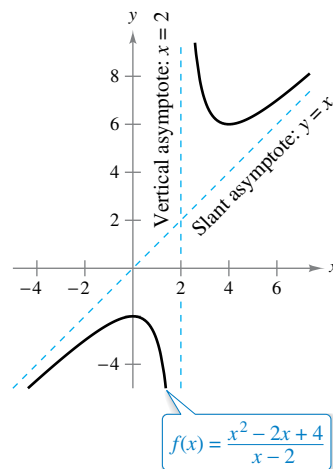


Figure 3.47

The analysis of the graph of  $f$  is shown in the table, and the graph is shown in Figure 3.47.

	$f(x)$	$f'(x)$	$f''(x)$	Characteristic of Graph
$-\infty < x < 0$		+	-	Increasing, concave downward
$x = 0$	-2	0	-	Relative maximum
$0 < x < 2$		-	-	Decreasing, concave downward
$x = 2$	Undef.	Undef.	Undef.	Vertical asymptote
$2 < x < 4$		-	+	Decreasing, concave upward
$x = 4$	6	0	+	Relative minimum
$4 < x < \infty$		+	+	Increasing, concave upward



A slant asymptote  
Figure 3.48

Although the graph of the function in Example 2 has no horizontal asymptote, it does have a slant asymptote. The graph of a rational function (having no common factors and whose denominator is of degree 1 or greater) has a **slant asymptote** when the degree of the numerator exceeds the degree of the denominator by exactly 1. To find the slant asymptote, use long division to rewrite the rational function as the sum of a first-degree polynomial (the slant asymptote) and another rational function.

$f(x) = \frac{x^2 - 2x + 4}{x - 2}$  Write original equation.

$= x + \frac{4}{x - 2}$  Rewrite using long division.

In Figure 3.48, note that the graph of  $f$  approaches the slant asymptote  $y = x$  as  $x$  approaches  $-\infty$  or  $\infty$ .

**EXAMPLE 3** Sketching the Graph of a Radical Function

Analyze and sketch the graph of  $f(x) = \frac{x}{\sqrt{x^2 + 2}}$ .

**Solution**

$f'(x) = \frac{2}{(x^2 + 2)^{3/2}}$  Find first derivative.

$f''(x) = -\frac{6x}{(x^2 + 2)^{5/2}}$  Find second derivative.

The graph has only one intercept, (0, 0). It has no vertical asymptotes, but it has two horizontal asymptotes:  $y = 1$  (to the right) and  $y = -1$  (to the left). The function has no critical numbers and one possible point of inflection (at  $x = 0$ ). The domain of the function is all real numbers, and the graph is symmetric with respect to the origin. The analysis of the graph of  $f$  is shown in the table, and the graph is shown in Figure 3.49.

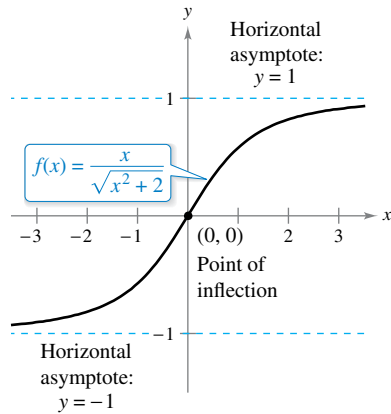


Figure 3.49

	$f(x)$	$f'(x)$	$f''(x)$	Characteristic of Graph
$-\infty < x < 0$		+	+	Increasing, concave upward
$x = 0$	0	+	0	Point of inflection
$0 < x < \infty$		+	-	Increasing, concave downward

**EXAMPLE 4** Sketching the Graph of a Radical Function

Analyze and sketch the graph of  $f(x) = 2x^{5/3} - 5x^{4/3}$ .

**Solution**

$f'(x) = \frac{10}{3}x^{1/3}(x^{1/3} - 2)$  Find first derivative.

$f''(x) = \frac{20(x^{1/3} - 1)}{9x^{2/3}}$  Find second derivative.

The function has two intercepts: (0, 0) and  $(\frac{125}{8}, 0)$ . There are no horizontal or vertical asymptotes. The function has two critical numbers ( $x = 0$  and  $x = 8$ ) and two possible points of inflection ( $x = 0$  and  $x = 1$ ). The domain is all real numbers. The analysis of the graph of  $f$  is shown in the table, and the graph is shown in Figure 3.50.

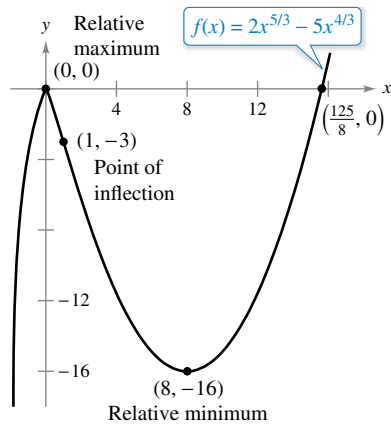


Figure 3.50

	$f(x)$	$f'(x)$	$f''(x)$	Characteristic of Graph
$-\infty < x < 0$		+	-	Increasing, concave downward
$x = 0$	0	0	Undef.	Relative maximum
$0 < x < 1$		-	-	Decreasing, concave downward
$x = 1$	-3	-	0	Point of inflection
$1 < x < 8$		-	+	Decreasing, concave upward
$x = 8$	-16	0	+	Relative minimum
$8 < x < \infty$		+	+	Increasing, concave upward

**EXAMPLE 5** Sketching the Graph of a Polynomial Function

⋮⋮⋮▶ See *LarsonCalculus.com* for an interactive version of this type of example.

Analyze and sketch the graph of

$$f(x) = x^4 - 12x^3 + 48x^2 - 64x.$$

**Solution** Begin by factoring to obtain

$$\begin{aligned} f(x) &= x^4 - 12x^3 + 48x^2 - 64x \\ &= x(x - 4)^3. \end{aligned}$$

Then, using the factored form of  $f(x)$ , you can perform the following analysis.

**Domain:** All real numbers

**Range:**  $[-27, \infty)$

**$x$ -intercepts:**  $(0, 0), (4, 0)$

**$y$ -intercept:**  $(0, 0)$

**Vertical asymptotes:** None

**Horizontal asymptotes:** None

**Symmetry:** None

**End behavior:**  $\lim_{x \rightarrow -\infty} f(x) = \infty, \lim_{x \rightarrow \infty} f(x) = \infty$

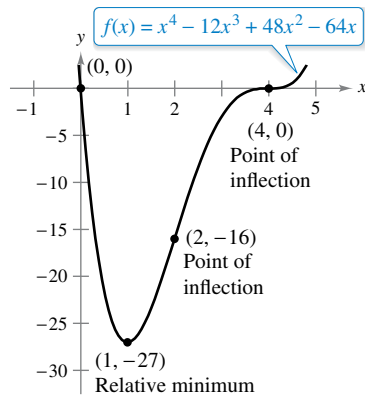
**First derivative:**  $f'(x) = 4(x - 1)(x - 4)^2$

**Second derivative:**  $f''(x) = 12(x - 4)(x - 2)$

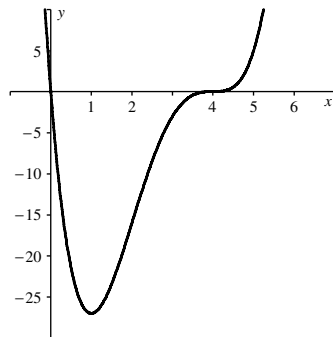
**Critical numbers:**  $x = 1, x = 4$

**Possible points of inflection:**  $x = 2, x = 4$

**Test intervals:**  $(-\infty, 1), (1, 2), (2, 4), (4, \infty)$



(a)



Generated by Maple

(b)

A polynomial function of even degree must have at least one relative extremum.

**Figure 3.51**

The analysis of the graph of  $f$  is shown in the table, and the graph is shown in Figure 3.51(a). Using a computer algebra system such as *Maple* [see Figure 3.51(b)] can help you verify your analysis.

	$f(x)$	$f'(x)$	$f''(x)$	Characteristic of Graph
$-\infty < x < 1$		-	+	Decreasing, concave upward
$x = 1$	-27	0	+	Relative minimum
$1 < x < 2$		+	+	Increasing, concave upward
$x = 2$	-16	+	0	Point of inflection
$2 < x < 4$		+	-	Increasing, concave downward
$x = 4$	0	0	0	Point of inflection
$4 < x < \infty$		+	+	Increasing, concave upward

The fourth-degree polynomial function in Example 5 has one relative minimum and no relative maxima. In general, a polynomial function of degree  $n$  can have *at most*  $n - 1$  relative extrema and *at most*  $n - 2$  points of inflection. Moreover, polynomial functions of even degree must have *at least* one relative extremum.

Remember from the Leading Coefficient Test described in Section P.3 that the “end behavior” of the graph of a polynomial function is determined by its leading coefficient and its degree. For instance, because the polynomial in Example 5 has a positive leading coefficient, the graph rises to the right. Moreover, because the degree is even, the graph also rises to the left.

**EXAMPLE 6** Sketching the Graph of a Trigonometric Function

Analyze and sketch the graph of  $f(x) = (\cos x)/(1 + \sin x)$ .

**Solution** Because the function has a period of  $2\pi$ , you can restrict the analysis of the graph to any interval of length  $2\pi$ . For convenience, choose  $[-\pi/2, 3\pi/2]$ .

**Domain:** All real numbers except  $x = \frac{3 + 4n}{2}\pi$

**Range:** All real numbers

**Period:**  $2\pi$

**x-intercept:**  $(\frac{\pi}{2}, 0)$

**y-intercept:**  $(0, 1)$

**Vertical asymptotes:**  $x = -\frac{\pi}{2}, x = \frac{3\pi}{2}$

See Remark below.

**Horizontal asymptotes:** None

**Symmetry:** None

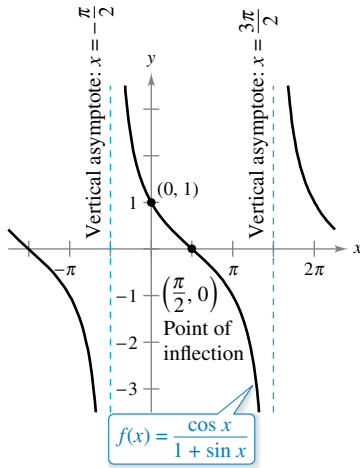
**First derivative:**  $f'(x) = -\frac{1}{1 + \sin x}$

**Second derivative:**  $f''(x) = \frac{\cos x}{(1 + \sin x)^2}$

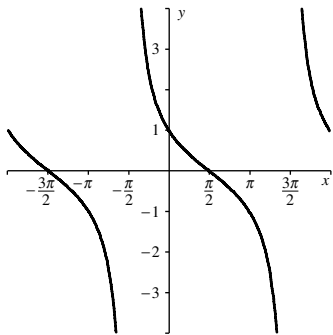
**Critical numbers:** None

**Possible points of inflection:**  $x = \frac{\pi}{2}$

**Test intervals:**  $(-\frac{\pi}{2}, \frac{\pi}{2}), (\frac{\pi}{2}, \frac{3\pi}{2})$



(a)



Generated by Maple

(b)

**Figure 3.52**

The analysis of the graph of  $f$  on the interval  $[-\pi/2, 3\pi/2]$  is shown in the table, and the graph is shown in Figure 3.52(a). Compare this with the graph generated by the computer algebra system *Maple* in Figure 3.52(b).

	$f(x)$	$f'(x)$	$f''(x)$	Characteristic of Graph
$x = -\frac{\pi}{2}$	Undef.	Undef.	Undef.	Vertical asymptote
$-\frac{\pi}{2} < x < \frac{\pi}{2}$		-	+	Decreasing, concave upward
$x = \frac{\pi}{2}$	0	-	0	Point of inflection
$\frac{\pi}{2} < x < \frac{3\pi}{2}$		-	-	Decreasing, concave downward
$x = \frac{3\pi}{2}$	Undef.	Undef.	Undef.	Vertical asymptote

**REMARK** By substituting  $-\pi/2$  or  $3\pi/2$  into the function, you obtain the indeterminate form  $0/0$ , which you will study in Section 5.6. To determine that the function has vertical asymptotes at these two values, rewrite  $f$  as

$$f(x) = \frac{\cos x}{1 + \sin x} = \frac{(\cos x)(1 - \sin x)}{(1 + \sin x)(1 - \sin x)} = \frac{(\cos x)(1 - \sin x)}{\cos^2 x} = \frac{1 - \sin x}{\cos x}$$

In this form, it is clear that the graph of  $f$  has vertical asymptotes at  $x = -\pi/2$  and  $3\pi/2$ .



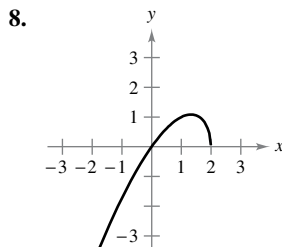
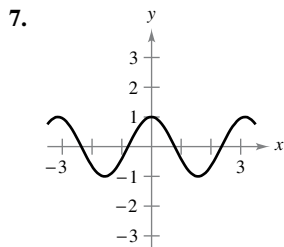
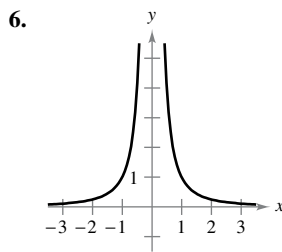
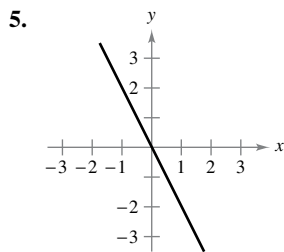
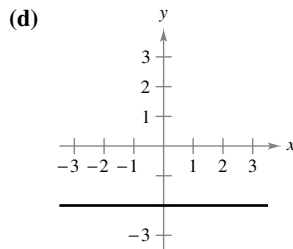
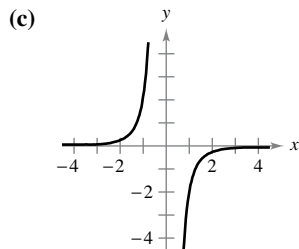
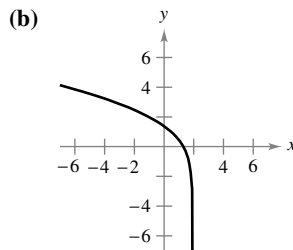
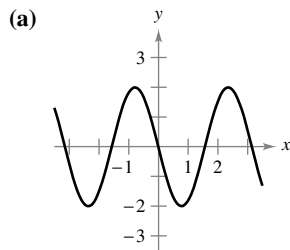
# 3.6 Exercises

See [CalcChat.com](http://CalcChat.com) for tutorial help and worked-out solutions to odd-numbered exercises.

### CONCEPT CHECK

- Analyzing the Graph of a Function** Name several of the concepts you have learned that are useful for analyzing the graph of a function.
- Analyzing a Graph** Explain how to create a table to determine characteristics of a graph. What elements do you include?
- Slant Asymptote** Which type of function can have a slant asymptote? How do you determine the equation of a slant asymptote?
- Polynomial** What are the maximum numbers of relative extrema and points of inflection that a fifth-degree polynomial can have? Explain.

**Matching** In Exercises 5–8, match the graph of the function with the graph of its derivative. [The graphs of the derivatives are labeled (a), (b), (c), and (d).]



**Analyzing the Graph of a Function** In Exercises 9–36, analyze and sketch a graph of the function. Label any intercepts, relative extrema, points of inflection, and asymptotes. Use a graphing utility to verify your results.

- |                                    |                                      |
|------------------------------------|--------------------------------------|
| 9. $y = \frac{1}{x-2} - 3$         | 10. $y = \frac{x}{x^2+1}$            |
| 11. $y = \frac{x}{1-x}$            | 12. $y = \frac{x-4}{x-3}$            |
| 13. $y = \frac{x+1}{x^2-4}$        | 14. $y = \frac{2x}{9-x^2}$           |
| 15. $y = \frac{x^2}{x^2+3}$        | 16. $y = \frac{x^2+1}{x^2-4}$        |
| 17. $y = 3 + \frac{2}{x}$          | 18. $f(x) = \frac{x-3}{x}$           |
| 19. $f(x) = x + \frac{32}{x^2}$    | 20. $y = \frac{4}{x^2} + 1$          |
| 21. $y = \frac{3x}{x^2-1}$         | 22. $f(x) = \frac{x^3}{x^2-9}$       |
| 23. $y = \frac{x^2-6x+12}{x-4}$    | 24. $y = \frac{-x^2-4x-7}{x+3}$      |
| 25. $y = \frac{x^3}{\sqrt{x^2-4}}$ | 26. $y = \frac{x}{\sqrt{x^2-4}}$     |
| 27. $y = x\sqrt{4-x}$              | 28. $g(x) = x\sqrt{9-x^2}$           |
| 29. $y = 3x^{2/3} - 2x$            | 30. $y = (x+1)^2 - 3(x+1)^{2/3}$     |
| 31. $y = 2 - x - x^3$              | 32. $y = -\frac{1}{3}(x^3 - 3x + 2)$ |
| 33. $y = 3x^4 + 4x^3$              | 34. $y = -2x^4 + 3x^2$               |
| 35. $xy^2 = 9$                     | 36. $x^2y = 9$                       |



**Analyzing the Graph of a Function** In Exercises 37–44, analyze and sketch a graph of the function over the given interval. Label any intercepts, relative extrema, points of inflection, and asymptotes. Use a graphing utility to verify your results.

Function	Interval
37. $f(x) = 2x - 4 \sin x$	$0 \leq x \leq 2\pi$
38. $f(x) = -x + 2 \cos x$	$0 \leq x \leq 2\pi$
39. $y = \sin x - \frac{1}{18} \sin 3x$	$0 \leq x \leq 2\pi$
40. $y = 2(x-2) + \cot x$	$0 < x < \pi$
41. $y = 2(\csc x + \sec x)$	$0 < x < \frac{\pi}{2}$
42. $y = \sec^2 \frac{\pi x}{8} - 2 \tan \frac{\pi x}{8} - 1$	$-3 < x < 3$
43. $g(x) = x \tan x$	$-\frac{3\pi}{2} < x < \frac{3\pi}{2}$
44. $g(x) = x \cot x$	$-2\pi < x < 2\pi$

**Analyzing the Graph of a Function Using Technology** In Exercises 45–50, use a computer algebra system to analyze and graph the function. Identify any relative extrema, points of inflection, and asymptotes.

45.  $f(x) = \frac{20x}{x^2 + 1} - \frac{1}{x}$

46.  $f(x) = x + \frac{4}{x^2 + 1}$

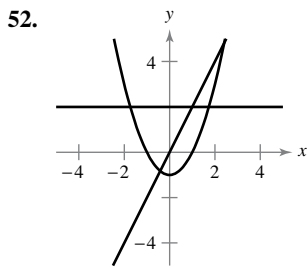
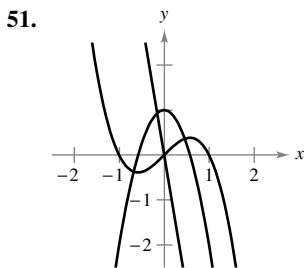
47.  $f(x) = \frac{-2x}{\sqrt{x^2 + 7}}$


48.  $f(x) = \frac{4x}{\sqrt{x^2 + 15}}$

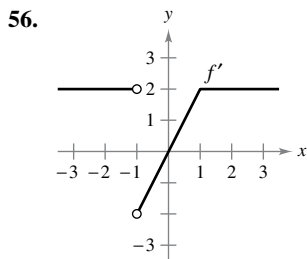
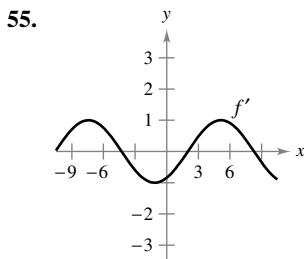
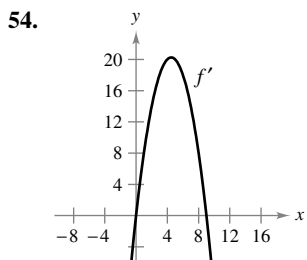
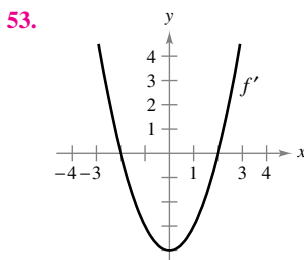
49.  $y = \cos x - \frac{1}{4} \cos 2x, \quad 0 \leq x \leq 2\pi$

50.  $y = 2x - \tan x, \quad -\frac{\pi}{2} < x < \frac{\pi}{2}$

**Identifying Graphs** In Exercises 51 and 52, the graphs of  $f$ ,  $f'$ , and  $f''$  are shown on the same set of coordinate axes. Identify each graph. Explain your reasoning. To print an enlarged copy of the graph, go to *MathGraphs.com*.



 **Graphical Reasoning** In Exercises 53–56, use the graph of  $f'$  to sketch a graph of  $f$  and the graph of  $f''$ . To print an enlarged copy of the graph, go to *MathGraphs.com*.



(Submitted by Bill Fox, Moberly Area Community College, Moberly, MO)

**Graphical Reasoning** Consider the function

$$f(x) = \frac{\cos^2 \pi x}{\sqrt{x^2 + 1}}, \quad 0 < x < 4.$$

- (a) Use a computer algebra system to graph the function and use the graph to approximate the critical numbers visually.
- (b) Use a computer algebra system to find  $f'$  and approximate the critical numbers. Are the results the same as the visual approximation in part (a)? Explain.

**Graphical Reasoning** Consider the function

$$f(x) = \tan(\sin \pi x).$$

- (a) Use a graphing utility to graph the function.
- (b) Identify any symmetry of the graph.
- (c) Is the function periodic? If so, what is the period?
- (d) Identify any extrema on  $(-1, 1)$ .
- (e) Use a graphing utility to determine the concavity of the graph on  $(0, 1)$ .

**EXPLORING CONCEPTS**

**59. Sketching a Graph** Sketch a graph of a differentiable function  $f$  that satisfies the following conditions and has  $x = 2$  as its only critical number.

$$f'(x) < 0 \text{ for } x < 2$$

$$f'(x) > 0 \text{ for } x > 2$$

$$\lim_{x \rightarrow -\infty} f(x) = 6$$

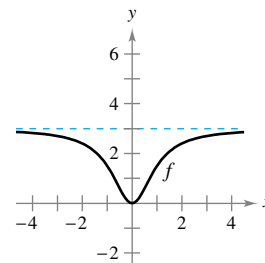
$$\lim_{x \rightarrow \infty} f(x) = 6$$

**60. Points of Inflection** Is it possible to sketch a graph of a function that satisfies the conditions of Exercise 59 and has *no* points of inflection? Explain.

**61. Using a Derivative** Let  $f'(t) < 0$  for all  $t$  in the interval  $(2, 8)$ . Explain why  $f(3) > f(5)$ .

**62. Using a Derivative** Let  $f(0) = 3$  and  $2 \leq f'(x) \leq 4$  for all  $x$  in the interval  $[-5, 5]$ . Determine the greatest and least possible values of  $f(2)$ .

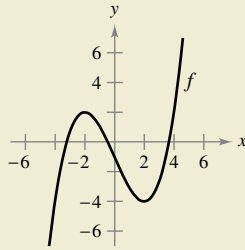
**63. A Function and Its Derivative** The graph of a function  $f$  is shown below. To print an enlarged copy of the graph, go to *MathGraphs.com*.



- (a) Sketch  $f'$ .
- (b) Use the graph to estimate  $\lim_{x \rightarrow \infty} f(x)$  and  $\lim_{x \rightarrow \infty} f'(x)$ .
- (c) Explain the answers you gave in part (b).



**64. HOW DO YOU SEE IT?** The graph of  $f$  is shown in the figure.



- For which values of  $x$  is  $f'(x)$  zero? Positive? Negative? What do these values mean?
- For which values of  $x$  is  $f''(x)$  zero? Positive? Negative? What do these values mean?
- On what open interval is  $f'$  an increasing function?
- For which value of  $x$  is  $f'(x)$  minimum? For this value of  $x$ , how does the rate of change of  $f$  compare with the rates of change of  $f$  for other values of  $x$ ? Explain.

**Horizontal and Vertical Asymptotes** In Exercises 65–68, use a graphing utility to graph the function. Use the graph to determine whether it is possible for the graph of a function to cross its horizontal asymptote. Do you think it is possible for the graph of a function to cross its vertical asymptote? Why or why not?

65.  $f(x) = \frac{4(x-1)^2}{x^2-4x+5}$       66.  $g(x) = \frac{3x^4-5x+3}{x^4+1}$   
 67.  $h(x) = \frac{\sin 2x}{x}$       68.  $f(x) = \frac{\cos 3x}{4x}$

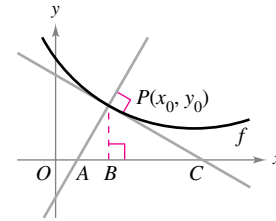
**Examining a Function** In Exercises 69 and 70, use a graphing utility to graph the function. Explain why there is no vertical asymptote when a superficial examination of the function may indicate that there should be one.

69.  $h(x) = \frac{6-2x}{3-x}$       70.  $g(x) = \frac{x^2+x-2}{x-1}$

**Slant Asymptote** In Exercises 71–76, use a graphing utility to graph the function and determine the slant asymptote of the graph analytically. Zoom out repeatedly and describe how the graph on the display appears to change. Why does this occur?

71.  $f(x) = -\frac{x^2-3x-1}{x-2}$       72.  $g(x) = \frac{2x^2-8x-15}{x-5}$   
 73.  $f(x) = \frac{2x^3}{x^2+1}$       74.  $h(x) = \frac{-x^3+x^2+4}{x^2}$   
 75.  $f(x) = \frac{x^3-3x^2+2}{x(x-3)}$       76.  $f(x) = -\frac{x^3-2x^2+2}{2x^2}$

**77. Investigation** Let  $P(x_0, y_0)$  be an arbitrary point on the graph of  $f$  that  $f'(x_0) \neq 0$ , as shown in the figure. Verify each statement.

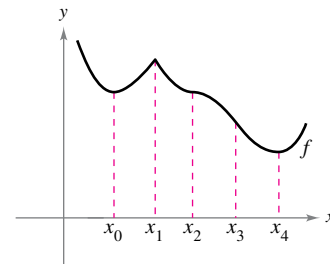


- The  $x$ -intercept of the tangent line is  $(x_0 - \frac{f(x_0)}{f'(x_0)}, 0)$ .
- The  $y$ -intercept of the tangent line is  $(0, f(x_0) - x_0 f'(x_0))$ .
- The  $x$ -intercept of the normal line is  $(x_0 + f(x_0)f'(x_0), 0)$ .

(The *normal line* at a point is perpendicular to the tangent line at the point.)

- The  $y$ -intercept of the normal line is  $(0, y_0 + \frac{x_0}{f'(x_0)})$ .
- $|BC| = \left| \frac{f(x_0)}{f'(x_0)} \right|$
- $|PC| = \left| \frac{f(x_0)\sqrt{1+[f'(x_0)]^2}}{f'(x_0)} \right|$
- $|AB| = |f(x_0)f'(x_0)|$
- $|AP| = |f(x_0)|\sqrt{1+[f'(x_0)]^2}$

**78. Graphical Reasoning** Identify the real numbers  $x_0, x_1, x_2, x_3,$  and  $x_4$  in the figure such that each of the following is true.



- $f'(x) = 0$
- $f''(x) = 0$
- $f'(x)$  does not exist.
- $f$  has a relative maximum.
- $f$  has a point of inflection.

**Think About It** In Exercises 79–82, create a function whose graph has the given characteristics. (There is more than one correct answer.)

- 79. Vertical asymptote:  $x = 3$   
Horizontal asymptote:  $y = 0$
- 80. Vertical asymptote:  $x = -5$   
Horizontal asymptote: None
- 81. Vertical asymptote:  $x = 3$   
Slant asymptote:  $y = 3x + 2$
- 82. Vertical asymptote:  $x = 2$   
Slant asymptote:  $y = -x$

**True or False?** In Exercises 83–86, determine whether the statement is true or false. If it is false, explain why or give an example that shows it is false.

- 83. If  $f'(x) > 0$  for all real numbers  $x$ , then  $f$  increases without bound.
- 84. If  $f''(x) < 0$  for all real numbers  $x$ , then  $f$  decreases without bound.
- 85. Every rational function has a slant asymptote.
- 86. Every polynomial function has an absolute maximum and an absolute minimum on  $(-\infty, \infty)$ .
- 87. **Graphical Reasoning** The graph of the first derivative of a function  $f$  on the interval  $[-7, 5]$  is shown. Use the graph to answer each question.
  - (a) On what interval(s) is  $f$  decreasing?
  - (b) On what interval(s) is the graph of  $f$  concave downward?
  - (c) At what  $x$ -value(s) does  $f$  have relative extrema?
  - (d) At what  $x$ -value(s) does the graph of  $f$  have a point of inflection?

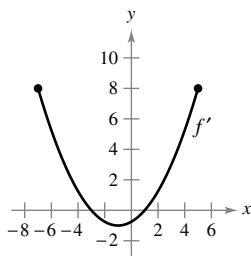


Figure for 87

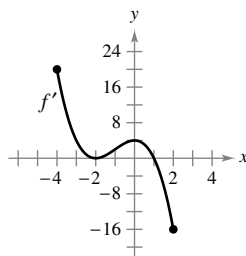


Figure for 88

- 88. **Graphical Reasoning** The graph of the first derivative of a function  $f$  on the interval  $[-4, 2]$  is shown. Use the graph to answer each question.
  - (a) On what interval(s) is  $f$  increasing?
  - (b) On what interval(s) is the graph of  $f$  concave upward?
  - (c) At what  $x$ -value(s) does  $f$  have relative extrema?
  - (d) At what  $x$ -value(s) does the graph of  $f$  have a point of inflection?

- 89. **Graphical Reasoning** Consider the function

$$f(x) = \frac{ax}{(x - b)^2}$$

Determine the effect on the graph of  $f$  as  $a$  and  $b$  are changed. Consider cases where  $a$  and  $b$  are both positive or both negative and cases where  $a$  and  $b$  have opposite signs.

- 90. **Graphical Reasoning** Consider the function

$$f(x) = \frac{1}{2}(ax)^2 - ax, \quad a \neq 0.$$

- (a) Determine the changes (if any) in the intercepts, extrema, and concavity of the graph of  $f$  when  $a$  is varied.

- (b) In the same viewing window, use a graphing utility to graph the function for four different values of  $a$ .

**Slant Asymptotes** In Exercises 91 and 92, the graph of the function has two slant asymptotes. Identify each slant asymptote. Then graph the function and its asymptotes.

91.  $y = \sqrt{4 + 16x^2}$       92.  $y = \sqrt{x^2 + 6x}$

- 93. **Investigation** Consider the function

$$f(x) = \frac{2x^n}{x^4 + 1}$$

for nonnegative integer values of  $n$ .

- (a) Discuss the relationship between the value of  $n$  and the symmetry of the graph.
- (b) For which values of  $n$  will the  $x$ -axis be the horizontal asymptote?
- (c) For which value of  $n$  will  $y = 2$  be the horizontal asymptote?
- (d) What is the asymptote of the graph when  $n = 5$ ?
- (e) Use a graphing utility to graph  $f$  for the indicated values of  $n$  in the table. Use the graph to determine the number of extrema  $M$  and the number of inflection points  $N$  of the graph.

$n$	0	1	2	3	4	5
$M$						
$N$						

**PUTNAM EXAM CHALLENGE**

- 94. Let  $f(x)$  be defined for  $a \leq x \leq b$ . Assuming appropriate properties of continuity and derivability, prove for  $a < x < b$  that

$$\frac{\frac{f(x) - f(a)}{x - a} - \frac{f(b) - f(a)}{b - a}}{x - b} = \frac{1}{2}f''(\varepsilon),$$

where  $\varepsilon$  is some number between  $a$  and  $b$ .

This problem was composed by the Committee on the Putnam Prize Competition. © The Mathematical Association of America. All rights reserved.

## 3.7 Optimization Problems

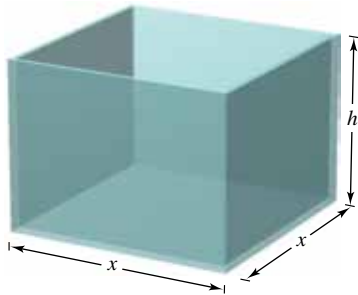
■ Solve applied minimum and maximum problems.

### Applied Minimum and Maximum Problems

One of the most common applications of calculus involves the determination of minimum and maximum values. Consider how frequently you hear or read terms such as greatest profit, least cost, least time, greatest voltage, optimum size, least size, greatest strength, and greatest distance. Before outlining a general problem-solving strategy for such problems, consider the next example.

#### EXAMPLE 1 Finding Maximum Volume

A manufacturer wants to design an open box having a square base and a surface area of 108 square inches, as shown in Figure 3.53. What dimensions will produce a box with maximum volume?



Open box with square base:  
 $S = x^2 + 4xh = 108$

Figure 3.53

**Solution** Because the box has a square base, its volume is

$$V = x^2h. \quad \text{Primary equation}$$

This equation is called the **primary equation** because it gives a formula for the quantity to be optimized. The surface area of the box is

$$S = (\text{area of base}) + (\text{area of four sides})$$

$$108 = x^2 + 4xh. \quad \text{Secondary equation}$$

Because  $V$  is to be maximized, you want to write  $V$  as a function of just one variable. To do this, you can solve the equation  $x^2 + 4xh = 108$  for  $h$  in terms of  $x$  to obtain  $h = (108 - x^2)/(4x)$ . Substituting into the primary equation produces

$$V = x^2h \quad \text{Function of two variables}$$

$$= x^2 \left( \frac{108 - x^2}{4x} \right) \quad \text{Substitute for } h.$$

$$= 27x - \frac{x^3}{4}. \quad \text{Function of one variable}$$

Before finding which  $x$ -value will yield a maximum value of  $V$ , you should determine the *feasible domain*. That is, what values of  $x$  make sense in this problem? You know that  $V \geq 0$ . You also know that  $x$  must be nonnegative and that the area of the base ( $A = x^2$ ) is at most 108. So, the feasible domain is

$$0 \leq x \leq \sqrt{108}. \quad \text{Feasible domain}$$

To maximize  $V$ , find its critical numbers on the interval  $(0, \sqrt{108})$ .

$$\frac{dV}{dx} = 27 - \frac{3x^2}{4} \quad \text{Differentiate with respect to } x.$$

$$27 - \frac{3x^2}{4} = 0 \quad \text{Set derivative equal to 0.}$$

$$3x^2 = 108 \quad \text{Simplify.}$$

$$x = \pm 6 \quad \text{Critical numbers}$$

So, the critical numbers are  $x = \pm 6$ . You do not need to consider  $x = -6$  because it is outside the domain. Evaluating  $V$  at the critical number  $x = 6$  and at the endpoints of the domain produces  $V(0) = 0$ ,  $V(6) = 108$ , and  $V(\sqrt{108}) = 0$ . So,  $V$  is maximum when  $x = 6$ , and the dimensions of the box are 6 inches by 6 inches by 3 inches. ■


▷ **TECHNOLOGY** You can verify your answer in Example 1 by using a graphing utility to graph the volume function

$$V = 27x - \frac{x^3}{4}.$$

- Use a viewing window in which
- $0 \leq x \leq \sqrt{108} \approx 10.4$  and
- $0 \leq y \leq 120$ , and use the *maximum* or *trace* feature to
- determine the value of  $x$  that produces a maximum volume.

In Example 1, you should realize that there are infinitely many open boxes having 108 square inches of surface area. To begin solving the problem, you might ask yourself which basic shape would seem to yield a maximum volume. Should the box be tall, squat, or nearly cubical?

You might even try calculating a few volumes, as shown in Figure 3.54, to determine whether you can get a better feeling for what the optimum dimensions should be. Remember that you are not ready to begin solving a problem until you have clearly identified what the problem is.



Which box has the greatest volume?

Figure 3.54

Example 1 illustrates the following guidelines for solving applied minimum and maximum problems.

**GUIDELINES FOR SOLVING APPLIED MINIMUM AND MAXIMUM PROBLEMS**

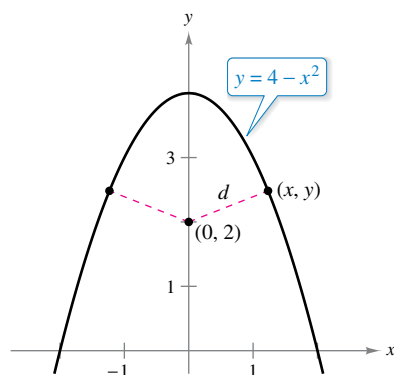
1. Identify all *given* quantities and all quantities *to be determined*. If possible, make a sketch.
2. Write a **primary equation** for the quantity that is to be maximized or minimized. (A review of several useful formulas from geometry is presented on the formula card inside the back cover.)
3. Reduce the primary equation to one having a *single independent variable*. This may involve the use of **secondary equations** relating the independent variables of the primary equation.
4. Determine the feasible domain of the primary equation. That is, determine the values for which the stated problem makes sense.
5. Determine the desired maximum or minimum value by the calculus techniques discussed in Sections 3.1 through 3.4.



**REMARK** For Step 5, recall that to determine the maximum or minimum value of a continuous function  $f$  on a closed interval, you should compare the values of  $f$  at its critical numbers with the values of  $f$  at the endpoints of the interval.

**EXAMPLE 2** Finding Minimum Distance

•••▶ See [LarsonCalculus.com](http://LarsonCalculus.com) for an interactive version of this type of example.



The quantity to be minimized is distance:  $d = \sqrt{(x - 0)^2 + (y - 2)^2}$ .

**Figure 3.55**

Which points on the graph of  $y = 4 - x^2$  are closest to the point  $(0, 2)$ ?

**Solution** Figure 3.55 shows that there are two points at a minimum distance from the point  $(0, 2)$ . The distance between the point  $(0, 2)$  and a point  $(x, y)$  on the graph of  $y = 4 - x^2$  is

$$d = \sqrt{(x - 0)^2 + (y - 2)^2}. \quad \text{Primary equation}$$

Using the secondary equation  $y = 4 - x^2$ , you can rewrite the primary equation as

$$\begin{aligned} d &= \sqrt{x^2 + (4 - x^2 - 2)^2} \\ &= \sqrt{x^4 - 3x^2 + 4}. \end{aligned}$$


Because  $d$  is smallest when the expression inside the radical is smallest, you need only find the critical numbers of  $f(x) = x^4 - 3x^2 + 4$ . Note that the domain of  $f$  is the entire real number line. So, there are no endpoints of the domain to consider. Moreover, the derivative of  $f$

$$\begin{aligned} f'(x) &= 4x^3 - 6x \\ &= 2x(2x^2 - 3) \end{aligned}$$

is zero when

$$x = 0, \sqrt{\frac{3}{2}}, -\sqrt{\frac{3}{2}}.$$

Testing these critical numbers using the First Derivative Test verifies that  $x = 0$  yields a relative maximum, whereas both  $x = \sqrt{3/2}$  and  $x = -\sqrt{3/2}$  yield a minimum distance. So, the closest points are  $(\sqrt{3/2}, 5/2)$  and  $(-\sqrt{3/2}, 5/2)$ .

**EXAMPLE 3** Finding Minimum Area

The quantity to be minimized is area:  $A = (x + 3)(y + 2)$ .

**Figure 3.56**

A rectangular page is to contain 24 square inches of print. The margins at the top and bottom of the page are to be  $1\frac{1}{2}$  inches, and the margins on the left and right are to be 1 inch (see Figure 3.56). What should the dimensions of the page be so that the least amount of paper is used?

**Solution** Let  $A$  be the area to be minimized.

$$A = (x + 3)(y + 2) \quad \text{Primary equation}$$

The printed area inside the margins is

$$24 = xy. \quad \text{Secondary equation}$$

Solving this equation for  $y$  produces  $y = 24/x$ . Substituting into the primary equation produces

$$A = (x + 3)\left(\frac{24}{x} + 2\right) = 30 + 2x + \frac{72}{x}. \quad \text{Function of one variable}$$

Because  $x$  must be positive, you are interested only in values of  $A$  for  $x > 0$ . To find the critical numbers, differentiate with respect to  $x$

$$\frac{dA}{dx} = 2 - \frac{72}{x^2}$$

and note that the derivative is zero when  $x^2 = 36$ , or  $x = \pm 6$ . So, the critical numbers are  $x = \pm 6$ . You do not have to consider  $x = -6$  because it is outside the domain. The First Derivative Test confirms that  $A$  is a minimum when  $x = 6$ . So,  $y = \frac{24}{6} = 4$  and the dimensions of the page should be  $x + 3 = 9$  inches by  $y + 2 = 6$  inches. ■

**EXAMPLE 4** Finding Minimum Length

Two posts, one 12 feet high and the other 28 feet high, stand 30 feet apart. They are to be stayed by two wires, attached to a single stake, running from ground level to the top of each post. Where should the stake be placed to use the least amount of wire?

**Solution** Let  $W$  be the wire length to be minimized. Using Figure 3.57, you can write

$$W = y + z. \quad \text{Primary equation}$$

In this problem, rather than solving for  $y$  in terms of  $z$  (or vice versa), you can solve for both  $y$  and  $z$  in terms of a third variable  $x$ , as shown in Figure 3.57. From the Pythagorean Theorem, you obtain

$$\begin{aligned} x^2 + 12^2 &= y^2 \\ (30 - x)^2 + 28^2 &= z^2 \end{aligned}$$

which implies that

$$\begin{aligned} y &= \sqrt{x^2 + 144} \\ z &= \sqrt{x^2 - 60x + 1684}. \end{aligned}$$

So, you can rewrite the primary equation as

$$\begin{aligned} W &= y + z \\ &= \sqrt{x^2 + 144} + \sqrt{x^2 - 60x + 1684}, \quad 0 \leq x \leq 30. \end{aligned}$$

Differentiating  $W$  with respect to  $x$  yields

$$\frac{dW}{dx} = \frac{x}{\sqrt{x^2 + 144}} + \frac{x - 30}{\sqrt{x^2 - 60x + 1684}}.$$

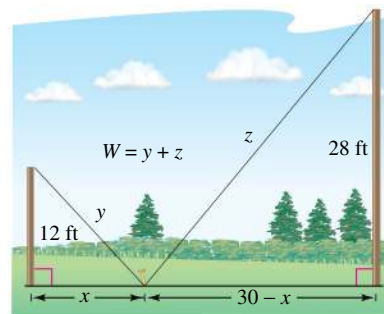
By letting  $dW/dx = 0$ , you obtain

$$\begin{aligned} \frac{x}{\sqrt{x^2 + 144}} + \frac{x - 30}{\sqrt{x^2 - 60x + 1684}} &= 0 \\ \frac{x}{\sqrt{x^2 + 144}} &= \frac{30 - x}{\sqrt{x^2 - 60x + 1684}} \\ x\sqrt{x^2 - 60x + 1684} &= (30 - x)\sqrt{x^2 + 144} \\ x^2(x^2 - 60x + 1684) &= (30 - x)^2(x^2 + 144) \\ x^4 - 60x^3 + 1684x^2 &= x^4 - 60x^3 + 1044x^2 - 8640x + 129,600 \\ 640x^2 + 8640x - 129,600 &= 0 \\ 320(x - 9)(2x + 45) &= 0 \\ x &= 9, -22.5. \end{aligned}$$

Because  $x = -22.5$  is not in the domain and

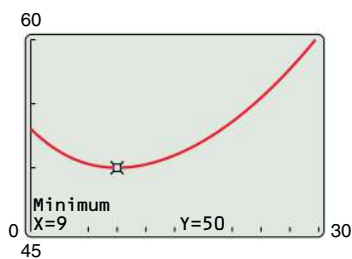
$$W(0) \approx 53.04, \quad W(9) = 50, \quad \text{and} \quad W(30) \approx 60.31$$

you can conclude that the wires should be staked at 9 feet from the 12-foot pole. ■



The quantity to be minimized is length. From the diagram, you can see that  $x$  varies between 0 and 30.

**Figure 3.57**



You can confirm the minimum value of  $W$  with a graphing utility.

**Figure 3.58**

**TECHNOLOGY** From Example 4, you can see that applied optimization problems can involve a lot of algebra. If you have access to a graphing utility, you can confirm that  $x = 9$  yields a minimum value of  $W$  by graphing

$$W = \sqrt{x^2 + 144} + \sqrt{x^2 - 60x + 1684}$$

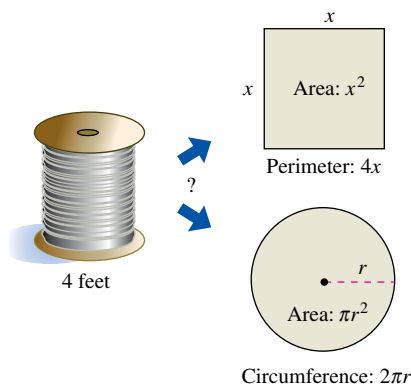
as shown in Figure 3.58.



In each of the first four examples, the extreme value occurred at a critical number. Although this happens often, remember that an extreme value can also occur at an endpoint of an interval, as shown in Example 5.

### EXAMPLE 5 An Endpoint Maximum

Four feet of wire is to be used to form a square and a circle. How much of the wire should be used for the square and how much should be used for the circle to enclose the maximum total area?



The quantity to be maximized is area:

$$A = x^2 + \pi r^2.$$

Figure 3.59

**Solution** The total area (see Figure 3.59) is

$$A = (\text{area of square}) + (\text{area of circle})$$

$$A = x^2 + \pi r^2. \quad \text{Primary equation}$$

Because the total length of wire is 4 feet, you obtain

$$4 = (\text{perimeter of square}) + (\text{circumference of circle})$$

$$4 = 4x + 2\pi r. \quad \text{Secondary equation}$$

So,  $r = 2(1 - x)/\pi$ , and by substituting into the primary equation you have

$$A = x^2 + \pi \left[ \frac{2(1 - x)}{\pi} \right]^2$$

$$= x^2 + \frac{4(1 - x)^2}{\pi}$$

$$= \frac{1}{\pi}(\pi x^2 + 4 - 8x + 4x^2)$$

$$= \frac{1}{\pi}[(\pi + 4)x^2 - 8x + 4].$$

The feasible domain is  $0 \leq x \leq 1$ , restricted by the square's perimeter. Because

$$\frac{dA}{dx} = \frac{2(\pi + 4)x - 8}{\pi}$$

the only critical number in  $(0, 1)$  is  $x = 4/(\pi + 4) \approx 0.56$ . So, using

$$A(0) \approx 1.27, \quad A(0.56) \approx 0.56, \quad \text{and} \quad A(1) = 1$$

you can conclude that the maximum area occurs when  $x = 0$ . That is, *all* the wire is used for the circle. ■

#### Exploration

What would the answer be if Example 5 asked for the dimensions needed to enclose the *minimum* total area?

Before doing the section exercises, review the primary equations developed in Examples 1–5. As applications go, these five examples are fairly simple, and yet the resulting primary equations are quite complicated.

$$V = 27x - \frac{x^3}{4} \quad \text{Example 1}$$

$$d = \sqrt{x^4 - 3x^2 + 4} \quad \text{Example 2}$$

$$A = 30 + 2x + \frac{72}{x} \quad \text{Example 3}$$

$$W = \sqrt{x^2 + 144} + \sqrt{x^2 - 60x + 1684} \quad \text{Example 4}$$

$$A = \frac{1}{\pi}[(\pi + 4)x^2 - 8x + 4] \quad \text{Example 5}$$

You must expect that real-life applications often involve equations that are *at least as complicated* as these five. Remember that one of the main goals of this course is to learn to use calculus to analyze equations that initially seem formidable.

# 3.7 Exercises

See [CalcChat.com](http://CalcChat.com) for tutorial help and worked-out solutions to odd-numbered exercises.

### CONCEPT CHECK


- Writing** In your own words, describe *primary equation*, *secondary equation*, and *feasible domain*.
- Optimization Problems** In your own words, describe the guidelines for solving applied minimum and maximum problems.

**3. Numerical, Graphical, and Analytic Analysis** Find two positive numbers whose sum is 110 and whose product is a maximum.

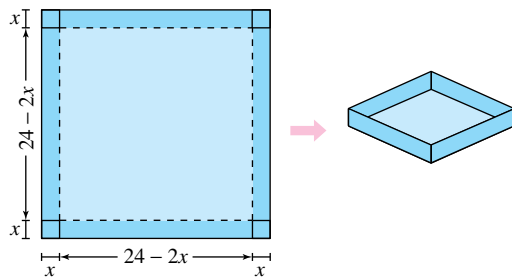
(a) Analytically complete six rows of a table such as the one below. (The first two rows are shown.) Use the table to guess the maximum product.

First Number, $x$	Second Number	Product, $P$
10	$110 - 10$	$10(110 - 10) = 1000$
20	$110 - 20$	$20(110 - 20) = 1800$

- (b) Write the product  $P$  as a function of  $x$ .  
 (c) Use calculus to find the critical number of the function in part (b). Then find the two numbers.

 (d) Use a graphing utility to graph the function in part (b) and verify the solution from the graph.


**4. Numerical, Graphical, and Analytic Analysis** An open box of maximum volume is to be made from a square piece of material, 24 inches on a side, by cutting equal squares from the corners and turning up the sides (see figure).



(a) Analytically complete six rows of a table such as the one below. (The first two rows are shown.) Use the table to guess the maximum volume.

Height, $x$	Length and Width	Volume, $V$
1	$24 - 2(1)$	$1[24 - 2(1)]^2 = 484$
2	$24 - 2(2)$	$2[24 - 2(2)]^2 = 800$

- (b) Write the volume  $V$  as a function of  $x$ .  
 (c) Use calculus to find the critical number of the function in part (b). Then find the maximum volume.

 (d) Use a graphing utility to graph the function in part (b) and verify the maximum volume from the graph.



**Finding Numbers** In Exercises 5–10, find two positive numbers that satisfy the given requirements.

- The sum is  $S$  and the product is a maximum.
- The product is 185 and the sum is a minimum.
- The product is 147 and the sum of the first number plus three times the second number is a minimum.
- The sum of the first number squared and the second number is 54 and the product is a maximum.
- The sum of the first number and twice the second number is 108 and the product is a maximum.
- The sum of the first number cubed and the second number is 500 and the product is a maximum.



**Maximum Area** In Exercises 11 and 12, find the length and width of a rectangle that has the given perimeter and a maximum area.

11. Perimeter: 80 meters      12. Perimeter:  $P$  units



**Minimum Perimeter** In Exercises 13 and 14, find the length and width of a rectangle that has the given area and a minimum perimeter.

13. Area: 49 square feet      14. Area:  $A$  square centimeters



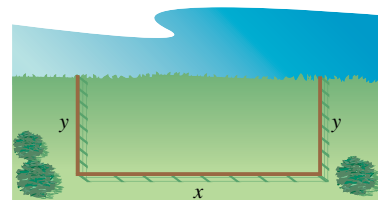
**Minimum Distance** In Exercises 15 and 16, find the points on the graph of the function that are closest to the given point.

15.  $y = x^2$ ,  $(0, 3)$       16.  $y = x^2 - 2$ ,  $(0, -1)$


**17. Minimum Area** A rectangular poster is to contain 648 square inches of print. The margins at the top and bottom of the poster are to be 2 inches, and the margins on the left and right are to be 1 inch. What should the dimensions of the poster be so that the least amount of poster is used?

**18. Minimum Area** A rectangular page is to contain 36 square inches of print. The margins on each side are to be  $\frac{1}{2}$  inches. Find the dimensions of the page such that the least amount of paper is used.

**19. Minimum Length** A farmer plans to fence a rectangular pasture adjacent to a river (see figure). The pasture must contain 405,000 square meters in order to provide enough grass for the herd. No fencing is needed along the river. What dimensions will require the least amount of fencing?



- 20. Maximum Volume** A rectangular solid (with a square base) has a surface area of 337.5 square centimeters. Find the dimensions that will result in a solid with maximum volume.
- 21. Maximum Area** A Norman window is constructed by adjoining a semicircle to the top of an ordinary rectangular window (see figure). Find the dimensions of a Norman window of maximum area when the total perimeter is 16 feet.



- 22. Maximum Area** A rectangle is bounded by the  $x$ - and  $y$ -axes and the graph of  $y = (6 - x)/2$  (see figure). What length and width should the rectangle have so that its area is a maximum?

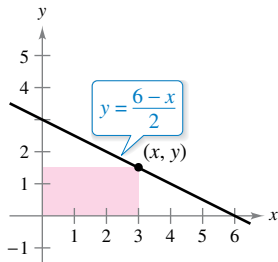


Figure for 22

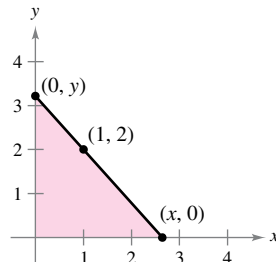


Figure for 23

- 23. Minimum Length and Minimum Area** A right triangle is formed in the first quadrant by the  $x$ - and  $y$ -axes and a line through the point  $(1, 2)$  (see figure).
- Write the length  $L$  of the hypotenuse as a function of  $x$ .
  - Use a graphing utility to approximate  $x$  graphically such that the length of the hypotenuse is a minimum.
  - Find the vertices of the triangle such that its area is a minimum.
- 24. Maximum Area** Find the area of the largest isosceles triangle that can be inscribed in a circle of radius 6 (see figure).
- Solve by writing the area as a function of  $h$ .
  - Solve by writing the area as a function of  $\alpha$ .
  - Identify the type of triangle of maximum area.

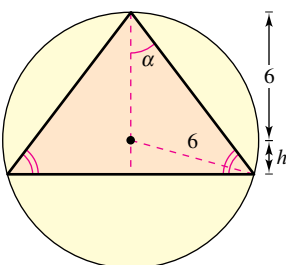


Figure for 24

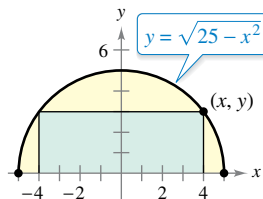


Figure for 25

- 25. Maximum Area** A rectangle is bounded by the  $x$ -axis and the semicircle

$$y = \sqrt{25 - x^2}$$


(see figure). What length and width should the rectangle have so that its area is a maximum?


- 26. Maximum Area** Find the dimensions of the largest rectangle that can be inscribed in a semicircle of radius  $r$  (see Exercise 25).
- 27. Numerical, Graphical, and Analytic Analysis** An exercise room consists of a rectangle with a semicircle on each end. A 200-meter running track runs around the outside of the room.

- Draw a figure to represent the problem. Let  $x$  and  $y$  represent the length and width of the rectangle, respectively.
- Analytically complete six rows of a table such as the one below. (The first two rows are shown.) Use the table to guess the maximum area of the rectangular region.

Length, $x$	Width, $y$	Area, $xy$
10	$\frac{2}{\pi}(100 - 10)$	$(10)\frac{2}{\pi}(100 - 10) \approx 573$
20	$\frac{2}{\pi}(100 - 20)$	$(20)\frac{2}{\pi}(100 - 20) \approx 1019$

- Write the area  $A$  of the rectangular region as a function of  $x$ .
- Use calculus to find the critical number of the function in part (c). Then find the maximum area and the dimensions that yield the maximum area.

 (e) Use a graphing utility to graph the function in part (c) and verify the maximum area from the graph.

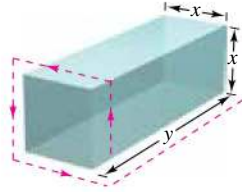
-  **28. Numerical, Graphical, and Analytic Analysis** A right circular cylinder is designed to hold 22 cubic inches of a soft drink (approximately 12 fluid ounces).

- Analytically complete six rows of a table such as the one below. (The first two rows are shown.)

Radius, $r$	Height	Surface Area, $S$
0.2	$\frac{22}{\pi(0.2)^2}$	$2\pi(0.2)\left[0.2 + \frac{22}{\pi(0.2)^2}\right] \approx 220.3$
0.4	$\frac{22}{\pi(0.4)^2}$	$2\pi(0.4)\left[0.4 + \frac{22}{\pi(0.4)^2}\right] \approx 111.0$

- Use a graphing utility to generate additional rows of the table. Use the table to estimate the minimum surface area.
- Write the surface area  $S$  as a function of  $r$ .
- Use calculus to find the critical number of the function in part (c). Then find the minimum surface area and the dimensions that yield the minimum surface area.
- Use a graphing utility to graph the function in part (c) and verify the minimum surface area from the graph.

**29. Maximum Volume** A rectangular package to be sent by a postal service can have a maximum combined length and girth (perimeter of a cross section) of 108 inches (see figure). Find the dimensions of the package of maximum volume that can be sent. (Assume the cross section is square.)



**30. Maximum Volume** Rework Exercise 29 for a cylindrical package. (The cross section is circular.)

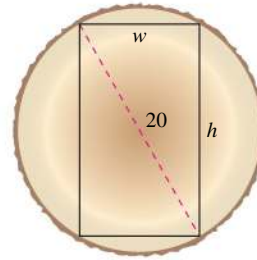


Figure for 37

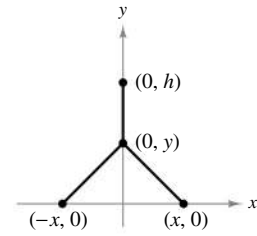


Figure for 38

**38. Minimum Length** Two factories are located at the coordinates  $(-x, 0)$  and  $(x, 0)$ , and their power supply is at  $(0, h)$ , as shown in the figure. Find  $y$  such that the total length of power line from the power supply to the factories is a minimum.

**EXPLORING CONCEPTS**

**31. Surface Area and Volume** A shampoo bottle is a right circular cylinder. Because the surface area of the bottle does not change when it is squeezed, is it true that the volume remains the same? Explain.

**32. Area and Perimeter** The perimeter of a rectangle is 20 feet. Of all possible dimensions, the maximum area is 25 square feet when its length and width are both 5 feet. Are there dimensions that yield a minimum area? Explain.

**33. Minimum Surface Area** A solid is formed by adjoining two hemispheres to the ends of a right circular cylinder. The total volume of the solid is 14 cubic centimeters. Find the radius of the cylinder that produces the minimum surface area.

**34. Minimum Cost** An industrial tank of the shape described in Exercise 33 must have a volume of 4000 cubic feet. The hemispherical ends cost twice as much per square foot of surface area as the sides. Find the dimensions that will minimize cost.

**35. Minimum Area** The sum of the perimeters of an equilateral triangle and a square is 10. Find the dimensions of the triangle and the square that produce a minimum total area.

**36. Maximum Area** Twenty feet of wire is to be used to form two figures. In each of the following cases, how much wire should be used for each figure so that the total enclosed area is maximum?

- (a) Equilateral triangle and square
- (b) Square and regular pentagon
- (c) Regular pentagon and regular hexagon
- (d) Regular hexagon and circle

What can you conclude from this pattern? {Hint: The area of a regular polygon with  $n$  sides of length  $x$  is  $A = (n/4)[\cot(\pi/n)]x^2$ }

**37. Beam Strength** A wooden beam has a rectangular cross section of height  $h$  and width  $w$  (see figure). The strength  $S$  of the beam is directly proportional to the width and the square of the height. What are the dimensions of the strongest beam that can be cut from a round log of diameter 20 inches? (Hint:  $S = kh^2w$ , where  $k$  is the proportionality constant.)

**39. Minimum Cost**

- An offshore oil well is 2 kilometers off the coast. The refinery is 4 kilometers down the coast. Laying pipe in the ocean is twice as expensive as laying it on land. What path should the pipe follow in order to minimize the cost?



**40. Illumination** A light source is located over the center of a circular table of diameter 4 feet (see figure). Find the height  $h$  of the light source such that the illumination  $I$  at the perimeter of the table is maximum when

$$I = \frac{k \sin \alpha}{s^2}$$

where  $s$  is the slant height,  $\alpha$  is the angle at which the light strikes the table, and  $k$  is a constant.

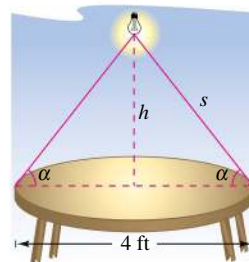


Figure for 40

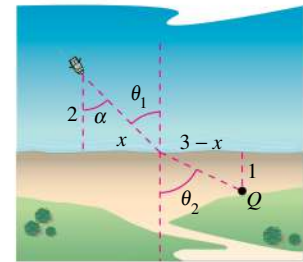


Figure for 41

**41. Minimum Time** A man is in a boat 2 miles from the nearest point on the coast. He is traveling to a point  $Q$ , located 3 miles down the coast and 1 mile inland (see figure). He can row at 2 miles per hour and walk at 4 miles per hour. Toward what point on the coast should he row in order to reach point  $Q$  in the least time?

Kanok Sulaiman/Shutterstock.com

42. **Minimum Time** The conditions are the same as in Exercise 41 except that the man can row at  $v_1$  miles per hour and walk at  $v_2$  miles per hour. If  $\theta_1$  and  $\theta_2$  are the magnitudes of the angles, show that the man will reach point  $Q$  in the least time when

$$\frac{\sin \theta_1}{v_1} = \frac{\sin \theta_2}{v_2}.$$

43. **Minimum Distance** Sketch the graph of

$$f(x) = 2 - 2 \sin x$$

on the interval  $[0, \pi/2]$ .

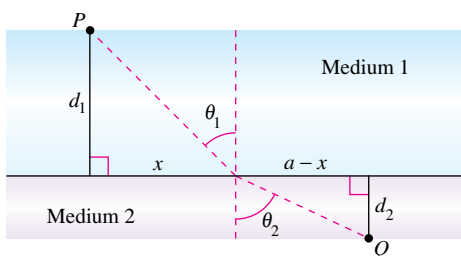
- Find the distance from the origin to the  $y$ -intercept and the distance from the origin to the  $x$ -intercept.
- Write the distance  $d$  from the origin to a point on the graph of  $f$  as a function of  $x$ .
- Use calculus to find the value of  $x$  that minimizes the function  $d$  on the interval  $[0, \pi/2]$ . What is the minimum distance? Use a graphing utility to verify your results.

(Submitted by Tim Chapell, Penn Valley Community College, Kansas City, MO)

44. **Minimum Time** When light waves traveling in a transparent medium strike the surface of a second transparent medium, they change direction. This change of direction is called *refraction* and is defined by **Snell's Law of Refraction**,

$$\frac{\sin \theta_1}{v_1} = \frac{\sin \theta_2}{v_2}$$

where  $\theta_1$  and  $\theta_2$  are the magnitudes of the angles shown in the figure and  $v_1$  and  $v_2$  are the velocities of light in the two media. Show that this problem is equivalent to that in Exercise 42, and that light waves traveling from  $P$  to  $Q$  follow the path of minimum time.



45. **Maximum Volume** A sector with central angle  $\theta$  is cut from a circle of radius 12 inches (see figure), and the edges of the sector are brought together to form a cone. Find the magnitude of  $\theta$  such that the volume of the cone is a maximum.

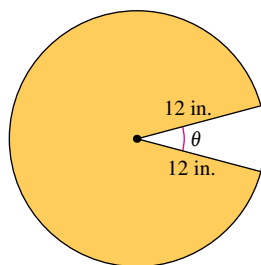


Figure for 45

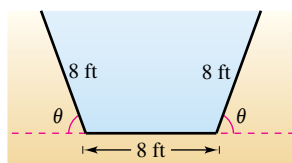


Figure for 46

46. **Numerical, Graphical, and Analytic Analysis** The cross sections of an irrigation canal are isosceles trapezoids of which three sides are 8 feet long (see figure). Determine the angle of elevation  $\theta$  of the sides such that the area of the cross sections is a maximum by completing the following.

- (a) Analytically complete six rows of a table such as the one below. (The first two rows are shown.)

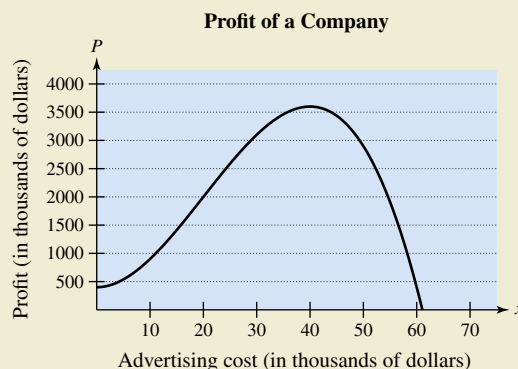
$\theta$	Base 1	Base 2	Altitude	Area
$10^\circ$	8	$8 + 16 \cos 10^\circ$	$8 \sin 10^\circ$	$\approx 22.1$
$20^\circ$	8	$8 + 16 \cos 20^\circ$	$8 \sin 20^\circ$	$\approx 42.5$

- Use a graphing utility to generate additional rows of the table. Use the table to estimate the maximum cross-sectional area.
- Write the cross-sectional area  $A$  as a function of  $\theta$ .
- Use calculus to find the critical number of the function in part (c). Then find the angle that will yield the maximum cross-sectional area. What is the maximum area?
- Use a graphing utility to graph the function in part (c) and verify the maximum cross-sectional area.

47. **Maximum Profit** Assume that the amount of money deposited in a bank is proportional to the square of the interest rate the bank pays on this money. Furthermore, the bank can reinvest this money at 8%. Find the interest rate the bank should pay to maximize profit. (Use the simple interest formula.)



48. **HOW DO YOU SEE IT?** The graph shows the profit  $P$  (in thousands of dollars) of a company in terms of its advertising cost  $x$  (in thousands of dollars).



- Estimate the interval on which the profit is increasing.
- Estimate the interval on which the profit is decreasing.
- Estimate the amount of money the company should spend on advertising in order to yield a maximum profit.
- The *point of diminishing returns* is the point at which the rate of growth of the profit function begins to decline. Estimate the point of diminishing returns.

**Minimum Distance** In Exercises 49–51, consider a fuel distribution center located at the origin of the rectangular coordinate system (units in miles; see figures). The center supplies three factories with coordinates (4, 1), (5, 6), and (10, 3). A trunk line will run from the distribution center along the line  $y = mx$ , and feeder lines will run to the three factories. The objective is to find  $m$  such that the lengths of the feeder lines are minimized.

49. Minimize the sum of the squares of the lengths of the vertical feeder lines (see figure) given by

$$S_1 = (4m - 1)^2 + (5m - 6)^2 + (10m - 3)^2.$$

Find the equation of the trunk line by this method and then determine the sum of the lengths of the feeder lines.

50. Minimize the sum of the absolute values of the lengths of the vertical feeder lines (see figure) given by

$$S_2 = |4m - 1| + |5m - 6| + |10m - 3|.$$

Find the equation of the trunk line by this method and then determine the sum of the lengths of the feeder lines. (Hint: Use a graphing utility to graph the function  $S_2$  and approximate the required critical number.)

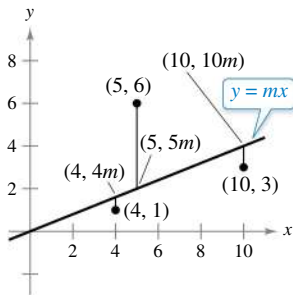


Figure for 49 and 50

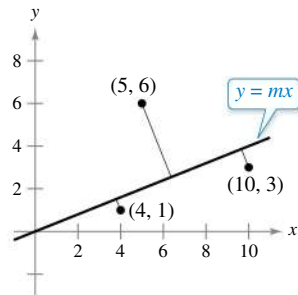


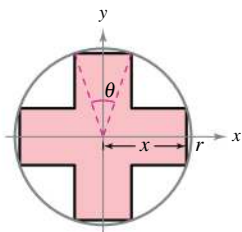
Figure for 51

51. Minimize the sum of the lengths of the perpendicular feeder lines (see figure above and Exercise 77 in Section P.2) from the trunk line to the factories given by

$$S_3 = \frac{|4m - 1|}{\sqrt{m^2 + 1}} + \frac{|5m - 6|}{\sqrt{m^2 + 1}} + \frac{|10m - 3|}{\sqrt{m^2 + 1}}.$$

Find the equation of the trunk line by this method and then determine the sum of the lengths of the feeder lines. (Hint: Use a graphing utility to graph the function  $S_3$  and approximate the required critical number.)

52. **Maximum Area** Consider a symmetric cross inscribed in a circle of radius  $r$  (see figure).



- Write the area  $A$  of the cross as a function of  $x$  and find the value of  $x$  that maximizes the area.
- Write the area  $A$  of the cross as a function of  $\theta$  and find the value of  $\theta$  that maximizes the area.
- Show that the critical numbers of parts (a) and (b) yield the same maximum area. What is that area?

53. **Minimum Distance** Find the point on the graph of the equation

$$16x = y^2$$

that is closest to the point (6, 0).

54. **Minimum Distance** Find the point on the graph of the function

$$x = \sqrt{10y}$$

that is closest to the point (0, 4). (Hint: Consider the domain of the function.)

**PUTNAM EXAM CHALLENGE**

55. Find, with explanation, the maximum value of  $f(x) = x^3 - 3x$  on the set of all real numbers  $x$  satisfying  $x^4 + 36 \leq 13x^2$ .

56. Find the minimum value of

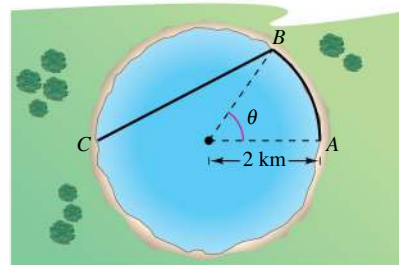
$$\frac{(x + 1/x)^6 - (x^6 + 1/x^6) - 2}{(x + 1/x)^3 + (x^3 + 1/x^3)} \quad \text{for } x > 0.$$

These problems were composed by the Committee on the Putnam Prize Competition. © The Mathematical Association of America. All rights reserved.

**SECTION PROJECT**

**Minimum Time**

A woman is at point  $A$  on the shore of a circular lake of radius 2 kilometers (see figure). She wants to walk around the lake to point  $B$  and then swim to point  $C$  in the least amount of time. Point  $C$  lies on the diameter through point  $A$ . Assume that she can walk at  $v_1$  kilometers per hour and swim at  $v_2$  kilometers per hour, and that  $0 \leq \theta \leq \pi$ .



- Find the distance walked from point  $A$  to point  $B$  in terms of  $\theta$ .
- Find the distance swam from point  $B$  to point  $C$  in terms of  $\theta$ .
- Write the function  $f(\theta)$  that represents the total time to move from point  $A$  to point  $C$ .
- Find  $f'(\theta)$ .
- If  $v_1 = 5$  and  $v_2 = 2$ , approximate the critical number(s) of  $f$ . Does the critical number(s) correspond to a relative maximum or a relative minimum? Where should point  $B$  be located in order to minimize the time for the trip from point  $A$  to point  $C$ ? Explain.
- Repeat part (e) for  $v_1 = 3$  and  $v_2 = 2$ .

## 3.8 Newton's Method

### ■ Approximate a zero of a function using Newton's Method.

### Newton's Method

In this section, you will study a technique for approximating the real zeros of a function. The technique is called **Newton's Method**, and it uses tangent lines to approximate the graph of the function near its  $x$ -intercepts.

To see how Newton's Method works, consider a function  $f$  that is continuous on the interval  $[a, b]$  and differentiable on the interval  $(a, b)$ . If  $f(a)$  and  $f(b)$  differ in sign, then, by the Intermediate Value Theorem,  $f$  must have at least one zero in the interval  $(a, b)$ . To estimate this zero, you choose

$$x = x_1 \quad \text{First estimate}$$

as shown in Figure 3.60(a). Newton's Method is based on the assumption that the graph of  $f$  and the tangent line at  $(x_1, f(x_1))$  both cross the  $x$ -axis at *about* the same point. Because you can easily calculate the  $x$ -intercept for this tangent line, you can use it as a second (and, usually, better) estimate of the zero of  $f$ . The tangent line passes through the point  $(x_1, f(x_1))$  with a slope of  $f'(x_1)$ . In point-slope form, the equation of the tangent line is

$$\begin{aligned} y - f(x_1) &= f'(x_1)(x - x_1) \\ y &= f'(x_1)(x - x_1) + f(x_1). \end{aligned}$$

Letting  $y = 0$  and solving for  $x$  produces

$$x = x_1 - \frac{f(x_1)}{f'(x_1)}.$$

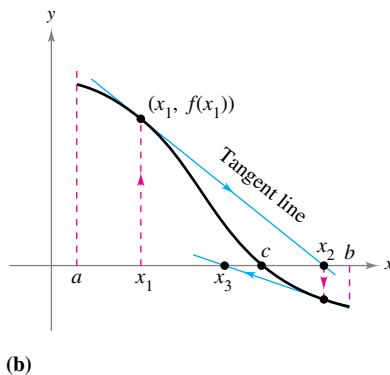
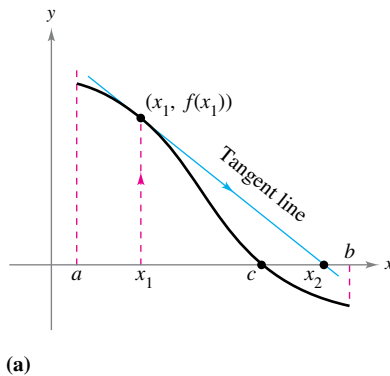
So, from the initial estimate  $x_1$ , you obtain a new estimate

$$x_2 = x_1 - \frac{f(x_1)}{f'(x_1)} \quad \text{Second estimate [See Figure 3.60(b).]}$$

You can improve on  $x_2$  and calculate yet a third estimate

$$x_3 = x_2 - \frac{f(x_2)}{f'(x_2)} \quad \text{Third estimate}$$

Repeated application of this process is called Newton's Method.



The  $x$ -intercept of the tangent line approximates the zero of  $f$ .

**Figure 3.60**

#### NEWTON'S METHOD

Isaac Newton first described the method for approximating the real zeros of a function in his text *Method of Fluxions*. Although the book was written in 1671, it was not published until 1736. Meanwhile, in 1690, Joseph Raphson (1648–1715) published a paper describing a method for approximating the real zeros of a function that was very similar to Newton's. For this reason, the method is often referred to as the Newton-Raphson method.

#### Newton's Method for Approximating the Zeros of a Function

Let  $f(c) = 0$ , where  $f$  is differentiable on an open interval containing  $c$ . Then, to approximate  $c$ , use these steps.

1. Make an initial estimate  $x_1$  that is close to  $c$ . (A graph is helpful.)
2. Determine a new approximation

$$x_{n+1} = x_n - \frac{f(x_n)}{f'(x_n)}.$$

3. When  $|x_n - x_{n+1}|$  is within the desired accuracy, let  $x_{n+1}$  serve as the final approximation. Otherwise, return to Step 2 and calculate a new approximation.

Each successive application of this procedure is called an **iteration**.

**REMARK** For many functions, just a few iterations of Newton's Method will produce approximations having very small errors, as shown in Example 1.

**EXAMPLE 1 Using Newton's Method**

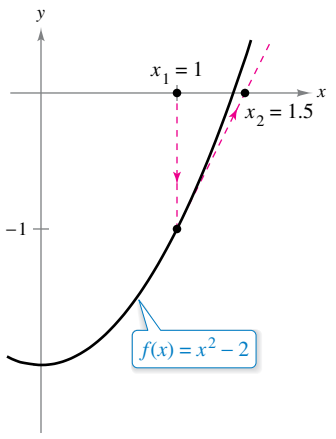
Calculate three iterations of Newton's Method to approximate a zero of  $f(x) = x^2 - 2$ . Use  $x_1 = 1$  as the initial guess.

**Solution** Because  $f(x) = x^2 - 2$ , you have  $f'(x) = 2x$ , and the iterative formula is

$$x_{n+1} = x_n - \frac{f(x_n)}{f'(x_n)} = x_n - \frac{x_n^2 - 2}{2x_n}.$$

The calculations for three iterations are shown in the table.

$n$	$x_n$	$f(x_n)$	$f'(x_n)$	$\frac{f(x_n)}{f'(x_n)}$	$x_n - \frac{f(x_n)}{f'(x_n)}$
1	1.000000	-1.000000	2.000000	-0.500000	1.500000
2	1.500000	0.250000	3.000000	0.083333	1.416667
3	1.416667	0.006945	2.833334	0.002451	1.414216
4	1.414216				



The first iteration of Newton's Method  
**Figure 3.61**

Of course, in this case you know that the two zeros of the function are  $\pm\sqrt{2}$ . To six decimal places,  $\sqrt{2} = 1.414214$ . So, after only three iterations of Newton's Method, you have obtained an approximation that is within 0.000002 of an actual root. The first iteration of this process is shown in Figure 3.61.

**EXAMPLE 2 Using Newton's Method**

See [LarsonCalculus.com](http://LarsonCalculus.com) for an interactive version of this type of example.

Use Newton's Method to approximate the zeros of

$$f(x) = 2x^3 + x^2 - x + 1.$$

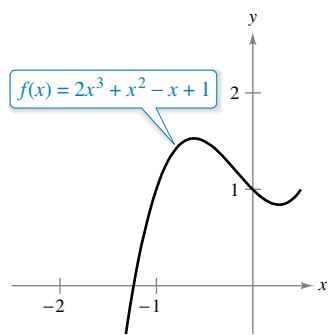
Continue the iterations until two successive approximations differ by less than 0.0001.

**Solution** Begin by sketching a graph of  $f$ , as shown in Figure 3.62. From the graph, you can observe that the function has only one zero, which occurs near  $x = -1.2$ . Next, differentiate  $f$  and form the iterative formula

$$x_{n+1} = x_n - \frac{f(x_n)}{f'(x_n)} = x_n - \frac{2x_n^3 + x_n^2 - x_n + 1}{6x_n^2 + 2x_n - 1}.$$

The calculations are shown in the table.

$n$	$x_n$	$f(x_n)$	$f'(x_n)$	$\frac{f(x_n)}{f'(x_n)}$	$x_n - \frac{f(x_n)}{f'(x_n)}$
1	-1.20000	0.18400	5.24000	0.03511	-1.23511
2	-1.23511	-0.00771	5.68276	-0.00136	-1.23375
3	-1.23375	0.00001	5.66533	0.00000	-1.23375
4	-1.23375				



After three iterations of Newton's Method, the zero of  $f$  is approximated to the desired accuracy.  
**Figure 3.62**

Because two successive approximations differ by less than the required 0.0001, you can estimate the zero of  $f$  to be  $-1.23375$ .



When, as in Examples 1 and 2, the approximations approach a limit, the sequence of approximations

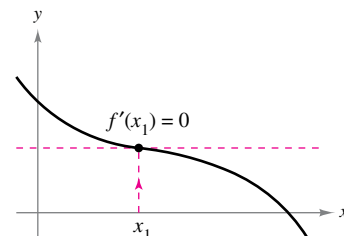
$$x_1, x_2, x_3, \dots, x_n, \dots$$

is said to **converge**. Moreover, when the limit is  $c$ , it can be shown that  $c$  must be a zero of  $f$ .

**FOR FURTHER INFORMATION**

For more on when Newton's Method fails, see the article "No Fooling! Newton's Method Can Be Fooled" by Peter Horton in *Mathematics Magazine*. To view this article, go to [MathArticles.com](http://MathArticles.com).

Newton's Method does not always yield a convergent sequence. One way it can fail to do so is shown in Figure 3.63. Because Newton's Method involves division by  $f'(x_n)$ , it is clear that the method will fail when the derivative is zero for any  $x_n$  in the sequence. When you encounter this problem, you can usually overcome it by choosing a different value for  $x_1$ . Another way Newton's Method can fail is shown in the next example.



Newton's Method fails to converge when  $f'(x_n) = 0$ .  
**Figure 3.63**

**EXAMPLE 3 An Example in Which Newton's Method Fails**

The function  $f(x) = x^{1/3}$  is not differentiable at  $x = 0$ . Show that Newton's Method fails to converge using  $x_1 = 0.1$ .

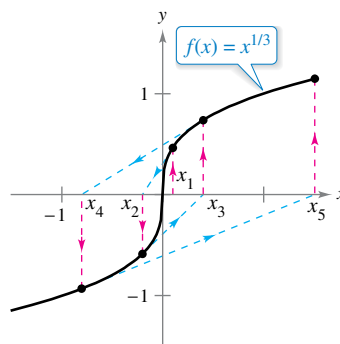
**Solution** Because  $f'(x) = \frac{1}{3}x^{-2/3}$ , the iterative formula is

$$x_{n+1} = x_n - \frac{f(x_n)}{f'(x_n)} = x_n - \frac{x_n^{1/3}}{\frac{1}{3}x_n^{-2/3}} = x_n - 3x_n = -2x_n.$$

The calculations are shown in the table. This table and Figure 3.64 indicate that  $x_n$  continues to increase in magnitude as  $n \rightarrow \infty$ , and so the limit of the sequence does not exist.

$n$	$x_n$	$f(x_n)$	$f'(x_n)$	$\frac{f(x_n)}{f'(x_n)}$	$x_n - \frac{f(x_n)}{f'(x_n)}$
1	0.10000	0.46416	1.54720	0.30000	-0.20000
2	-0.20000	-0.58480	0.97467	-0.60000	0.40000
3	0.40000	0.73681	0.61401	1.20000	-0.80000
4	-0.80000	-0.92832	0.38680	-2.40000	1.60000

.....▶  
**REMARK** In Example 3, the initial estimate  $x_1 = 0.1$  fails to produce a convergent sequence. Try showing that Newton's Method also fails for every other choice of  $x_1$  (other than the actual zero).



Newton's Method fails to converge for every  $x$ -value other than the actual zero of  $f$ .  
**Figure 3.64**

It can be shown that a condition sufficient to produce convergence of Newton's Method to a zero of  $f$  is that

$$\left| \frac{f(x)f''(x)}{[f'(x)]^2} \right| < 1$$

Condition for convergence

on an open interval containing the zero. For instance, in Example 1, this test would yield

$$f(x) = x^2 - 2, \quad f'(x) = 2x, \quad f''(x) = 2,$$

and

$$\left| \frac{f(x)f''(x)}{[f'(x)]^2} \right| = \left| \frac{(x^2 - 2)(2)}{4x^2} \right| = \left| \frac{1}{2} - \frac{1}{x^2} \right|.$$

Example 1

On the interval  $(1, 3)$ , this quantity is less than 1 and therefore the convergence of Newton's Method is guaranteed. On the other hand, in Example 3, you have

$$f(x) = x^{1/3}, \quad f'(x) = \frac{1}{3}x^{-2/3}, \quad f''(x) = -\frac{2}{9}x^{-5/3}$$

and

$$\left| \frac{f(x)f''(x)}{[f'(x)]^2} \right| = \left| \frac{x^{1/3}(-2/9)(x^{-5/3})}{(1/9)(x^{-4/3})} \right| = 2$$

Example 3

which is not less than 1 for any value of  $x$ , so you cannot conclude that Newton's Method will converge.

You have learned several techniques for finding the zeros of functions. The zeros of some functions, such as

$$f(x) = x^3 - 2x^2 - x + 2$$

can be found by simple algebraic techniques, such as factoring. The zeros of other functions, such as

$$f(x) = x^3 - x + 1$$

cannot be found by *elementary* algebraic methods. This particular function has only one real zero, and by using more advanced algebraic techniques, you can determine the zero to be

$$x = -\sqrt[3]{\frac{3 - \sqrt{23/3}}{6}} - \sqrt[3]{\frac{3 + \sqrt{23/3}}{6}}.$$

Because the *exact* solution is written in terms of square roots and cube roots, it is called a **solution by radicals**.

The determination of radical solutions of a polynomial equation is one of the fundamental problems of algebra. The earliest such result is the Quadratic Formula, which dates back at least to Babylonian times. The general formula for the zeros of a cubic function was developed much later. In the sixteenth century, an Italian mathematician, Jerome Cardan, published a method for finding radical solutions to cubic and quartic equations. Then, for 300 years, the problem of finding a general quintic formula remained open. Finally, in the nineteenth century, the problem was answered independently by two young mathematicians. Niels Henrik Abel, a Norwegian mathematician, and Evariste Galois, a French mathematician, proved that it is not possible to solve a *general* fifth- (or higher-) degree polynomial equation by radicals. Of course, you can solve particular fifth-degree equations, such as  $x^5 - 1 = 0$ , but Abel and Galois were able to show that no general *radical* solution exists.



NIELS HENRIK ABEL (1802–1829)



EVARISTE GALOIS (1811–1832)

Although the lives of both Abel and Galois were brief, their work in the fields of analysis and abstract algebra was far-reaching.

See [LarsonCalculus.com](http://LarsonCalculus.com) to read a biography about each of these mathematicians.

# 3.8 Exercises

See [CalcChat.com](http://CalcChat.com) for tutorial help and worked-out solutions to odd-numbered exercises.

### CONCEPT CHECK

- Newton's Method** In your own words and using a sketch, describe Newton's Method for approximating the zeros of a function.
- Failure of Newton's Method** Why does Newton's Method fail when  $f'(x_n) = 0$ ? What does this mean graphically?



**Using Newton's Method** In Exercises 3–6, calculate two iterations of Newton's Method to approximate a zero of the function using the given initial guess.

- $f(x) = x^2 - 5, \quad x_1 = 2$
- $f(x) = x^3 - 3, \quad x_1 = 1.4$
- $f(x) = \cos x, \quad x_1 = 1.6$
- $f(x) = \tan x, \quad x_1 = 0.1$



**Using Newton's Method** In Exercises 7–16, use Newton's Method to approximate the zero(s) of the function. Continue the iterations until two successive approximations differ by less than 0.001. Then find the zero(s) using a graphing utility and compare the results.

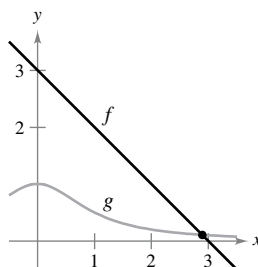
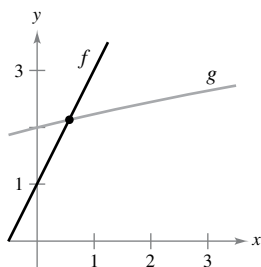
- $f(x) = x^3 + 4$
- $f(x) = 2 - x^3$
- $f(x) = x^3 + x - 1$
- $f(x) = x^5 + x - 1$
- $f(x) = 5\sqrt{x-1} - 2x$
- $f(x) = x - 2\sqrt{x+1}$
- $f(x) = x^3 - 3.9x^2 + 4.79x - 1.881$
- $f(x) = -x^3 + 2.7x^2 + 3.55x - 2.422$
- $f(x) = 1 - x + \sin x$
- $f(x) = x^3 - \cos x$

**Points of Intersection** In Exercises 17–20, apply Newton's Method to approximate the  $x$ -value(s) of the indicated point(s) of intersection of the two graphs. Continue the iterations until two successive approximations differ by less than 0.001. [Hint: Let  $h(x) = f(x) - g(x)$ .]

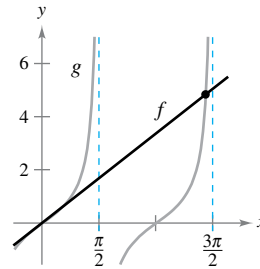
- $f(x) = 2x + 1$
- $f(x) = 3 - x$

$$g(x) = \sqrt{x+4}$$

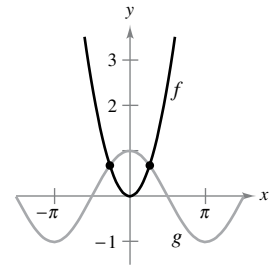
$$g(x) = \frac{1}{x^2 + 1}$$



$$19. \begin{aligned} f(x) &= x \\ g(x) &= \tan x \end{aligned}$$



$$20. \begin{aligned} f(x) &= x^2 \\ g(x) &= \cos x \end{aligned}$$



**21. Using Newton's Method** Consider the function  $f(x) = x^3 - 3x^2 + 3$ .

- Use a graphing utility to graph  $f$ .
- Use Newton's Method to approximate a zero with  $x_1 = 1$  as the initial guess.
- Repeat part (b) using  $x_1 = \frac{1}{4}$  as the initial guess and observe that the result is different.
- To understand why the results in parts (b) and (c) are different, sketch the tangent lines to the graph of  $f$  at the points  $(1, f(1))$  and  $(\frac{1}{4}, f(\frac{1}{4}))$ . Describe why it is important to select the initial guess carefully.

**22. Using Newton's Method** Repeat the steps in Exercise 21 for the function  $f(x) = \sin x$  with initial guesses of  $x_1 = 1.8$  and  $x_1 = 3$ .



**Failure of Newton's Method** In Exercises 23 and 24, apply Newton's Method using the given initial guess, and explain why the method fails.

$$23. y = 2x^3 - 6x^2 + 6x - 1, \quad x_1 = 1$$

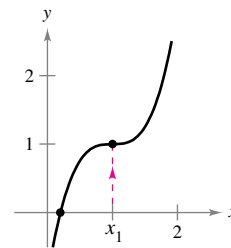


Figure for 23

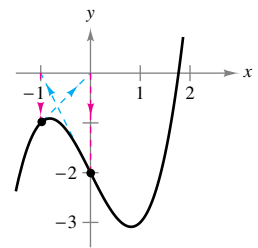


Figure for 24

$$24. y = x^3 - 2x - 2, \quad x_1 = 0$$

**Fixed Point** In Exercises 25 and 26, approximate the fixed point of the function to two decimal places. [A fixed point of a function  $f$  is a real number  $c$  such that  $f(c) = c$ .]

- $f(x) = \cos x$
- $f(x) = \cot x, \quad 0 < x < \pi$

**EXPLORING CONCEPTS**

- 27. Newton's Method** What will be the values of future guesses for  $x$  if your initial guess is a zero of  $f$ ? Explain.
- 28. Newton's Method** Does Newton's Method fail when the initial guess is a relative maximum of  $f$ ? Explain.

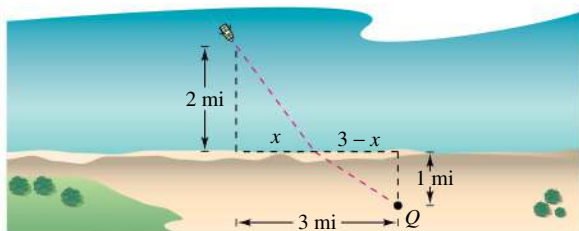
**Using Newton's Method** Exercises 29–31 present problems similar to exercises from the previous sections of this chapter. In each case, use Newton's Method to approximate the solution.

- 29. Minimum Distance** Find the point on the graph of  $f(x) = 4 - x^2$  that is closest to the point  $(1, 0)$ .
- 30. Medicine** The concentration  $C$  of a chemical in the bloodstream  $t$  hours after injection into muscle tissue is given by

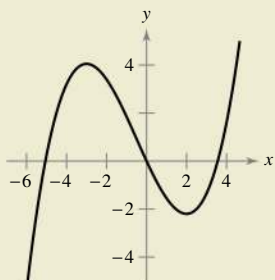
$$C = \frac{3t^2 + t}{50 + t^3}$$

When is the concentration the greatest?

- 31. Minimum Time** You are in a boat 2 miles from the nearest point on the coast. You are traveling to a point  $Q$  that is 3 miles down the coast and 1 mile inland (see figure). You can row at 3 miles per hour and walk at 4 miles per hour. Toward what point on the coast should you row in order to reach point  $Q$  in the least time?



**32. HOW DO YOU SEE IT?** For what value(s) will Newton's Method fail to converge for the function shown in the graph? Explain your reasoning.



- 33. Mechanic's Rule** The Mechanic's Rule for approximating  $\sqrt{a}$ ,  $a > 0$ , is

$$x_{n+1} = \frac{1}{2} \left( x_n + \frac{a}{x_n} \right), \quad n = 1, 2, 3, \dots$$

where  $x_1$  is an approximation of  $\sqrt{a}$ .

- (a) Use Newton's Method and the function  $f(x) = x^2 - a$  to derive the Mechanic's Rule.
- (b) Use the Mechanic's Rule to approximate  $\sqrt{5}$  and  $\sqrt{7}$  to three decimal places.
- 34. Approximating Radicals**
- (a) Use Newton's Method and the function  $f(x) = x^n - a$  to obtain a general rule for approximating  $x = \sqrt[n]{a}$ .
- (b) Use the general rule found in part (a) to approximate  $\sqrt[4]{6}$  and  $\sqrt[3]{15}$  to three decimal places.

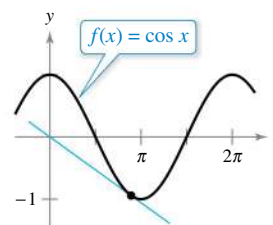
- 35. Approximating Reciprocals** Use Newton's Method to show that the equation  $x_{n+1} = x_n(2 - ax_n)$  can be used to approximate  $1/a$  when  $x_1$  is an initial guess of the reciprocal of  $a$ . Note that this method of approximating reciprocals uses only the operations of multiplication and subtraction. (Hint: Consider

$$f(x) = \frac{1}{x} - a.)$$

- 36. Approximating Reciprocals** Use the result of Exercise 35 to approximate (a)  $\frac{1}{3}$  and (b)  $\frac{1}{11}$  to three decimal places.

**True or False?** In Exercises 37–40, determine whether the statement is true or false. If it is false, explain why or give an example that shows it is false.

37. The zeros of  $f(x) = \frac{p(x)}{q(x)}$  coincide with the zeros of  $p(x)$ .
38. If the coefficients of a polynomial function are all positive, then the polynomial has no positive zeros.
39. If  $f(x)$  is a cubic polynomial such that  $f'(x)$  is never zero, then any initial guess will force Newton's Method to converge to the zero of  $f$ .
40. Newton's Method fails when the initial guess  $x_1$  corresponds to a horizontal tangent line for the graph of  $f$  at  $x_1$ .
- 41. Tangent Lines** The graph of  $f(x) = -\sin x$  has infinitely many tangent lines that pass through the origin. Use Newton's Method to approximate to three decimal places the slope of the tangent line having the greatest slope.
- 42. Point of Tangency** The graph of  $f(x) = \cos x$  and a tangent line to  $f$  through the origin are shown. Find the coordinates of the point of tangency to three decimal places.



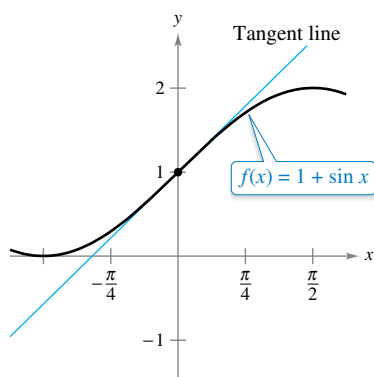
## 3.9 Differentials

- Understand the concept of a tangent line approximation.
- Compare the value of the differential,  $dy$ , with the actual change in  $y$ ,  $\Delta y$ .
- Estimate a propagated error using a differential.
- Find the differential of a function using differentiation formulas.

### Exploration

#### Tangent Line Approximation

Use a graphing utility to graph  $f(x) = x^2$ . In the same viewing window, graph the tangent line to the graph of  $f$  at the point  $(1, 1)$ . Zoom in twice on the point of tangency. Does your graphing utility distinguish between the two graphs? Use the *trace* feature to compare the two graphs. As the  $x$ -values get closer to 1, what can you say about the  $y$ -values?



The tangent line approximation of  $f$  at the point  $(0, 1)$

Figure 3.65

### Tangent Line Approximations

Newton's Method (see Section 3.8) is an example of the use of a tangent line to approximate the graph of a function. In this section, you will study other situations in which the graph of a function can be approximated by a straight line.

To begin, consider a function  $f$  that is differentiable at  $c$ . The equation for the tangent line at the point  $(c, f(c))$  is

$$y - f(c) = f'(c)(x - c)$$

$$y = f(c) + f'(c)(x - c)$$

and is called the **tangent line approximation** (or **linear approximation**) of  $f$  at  $c$ . Because  $c$  is a constant,  $y$  is a linear function of  $x$ . Moreover, by restricting the values of  $x$  to those sufficiently close to  $c$ , the values of  $y$  can be used as approximations (to any desired degree of accuracy) of the values of the function  $f$ . In other words, as  $x$  approaches  $c$ , the limit of  $y$  is  $f(c)$ .

#### EXAMPLE 1

#### Using a Tangent Line Approximation

•••► See [LarsonCalculus.com](http://LarsonCalculus.com) for an interactive version of this type of example.

Find the tangent line approximation of  $f(x) = 1 + \sin x$  at the point  $(0, 1)$ . Then use a table to compare the  $y$ -values of the linear function with those of  $f(x)$  on an open interval containing  $x = 0$ .

**Solution** The derivative of  $f$  is

$$f'(x) = \cos x. \quad \text{First derivative}$$

So, the equation of the tangent line to the graph of  $f$  at the point  $(0, 1)$  is

$$y = f(0) + f'(0)(x - 0)$$

$$y = 1 + (1)(x - 0)$$

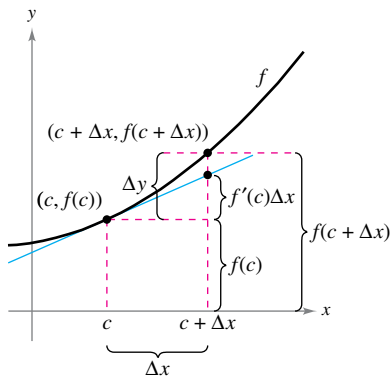
$$y = 1 + x. \quad \text{Tangent line approximation}$$

The table compares the values of  $y$  given by this linear approximation with the values of  $f(x)$  near  $x = 0$ . Notice that the closer  $x$  is to 0, the better the approximation. This conclusion is reinforced by the graph shown in Figure 3.65.

$x$	-0.5	-0.1	-0.01	0	0.01	0.1	0.5
$f(x) = 1 + \sin x$	0.521	0.9002	0.9900002	1	1.0099998	1.0998	1.479
$y = 1 + x$	0.5	0.9	0.99	1	1.01	1.1	1.5



••••• **REMARK** Be sure you see that this linear approximation of  $f(x) = 1 + \sin x$  depends on the point of tangency. At a different point on the graph of  $f$ , you would obtain a different tangent line approximation.



When  $\Delta x$  is small,  $\Delta y = f(c + \Delta x) - f(c)$  is approximated by  $f'(c)\Delta x$ .

Figure 3.66

### Differentials

When the tangent line to the graph of  $f$  at the point  $(c, f(c))$

$$y = f(c) + f'(c)(x - c) \quad \text{Tangent line at } (c, f(c))$$

is used as an approximation of the graph of  $f$ , the quantity  $x - c$  is called the change in  $x$ , and is denoted by  $\Delta x$ , as shown in Figure 3.66. When  $\Delta x$  is small, the change in  $y$  (denoted by  $\Delta y$ ) can be approximated as shown.

$$\Delta y = f(c + \Delta x) - f(c) \quad \text{Actual change in } y$$

$$\approx f'(c)\Delta x \quad \text{Approximate change in } y$$

For such an approximation, the quantity  $\Delta x$  is traditionally denoted by  $dx$  and is called the **differential of  $x$** . The expression  $f'(x) dx$  is denoted by  $dy$  and is called the **differential of  $y$** .

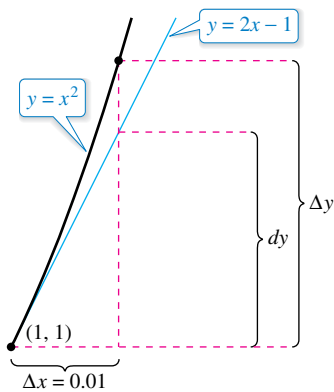
#### Definition of Differentials

Let  $y = f(x)$  represent a function that is differentiable on an open interval containing  $x$ . The **differential of  $x$**  (denoted by  $dx$ ) is any nonzero real number. The **differential of  $y$**  (denoted by  $dy$ ) is

$$dy = f'(x) dx.$$

In many types of applications, the differential of  $y$  can be used as an approximation of the change in  $y$ . That is,

$$\Delta y \approx dy \quad \text{or} \quad \Delta y \approx f'(x) dx.$$



The change in  $y$ ,  $\Delta y$ , is approximated by the differential of  $y$ ,  $dy$ .

Figure 3.67

#### EXAMPLE 2 Comparing $\Delta y$ and $dy$

Let  $y = x^2$ . Find  $dy$  when  $x = 1$  and  $dx = 0.01$ . Compare this value with  $\Delta y$  for  $x = 1$  and  $\Delta x = 0.01$ .

**Solution** Because  $y = f(x) = x^2$ , you have  $f'(x) = 2x$ , and the differential  $dy$  is

$$dy = f'(x) dx = f'(1)(0.01) = 2(0.01) = 0.02. \quad \text{Differential of } y$$

Now, using  $\Delta x = 0.01$ , the change in  $y$  is

$$\Delta y = f(x + \Delta x) - f(x) = f(1.01) - f(1) = (1.01)^2 - 1^2 = 0.0201.$$

Figure 3.67 shows the geometric comparison of  $dy$  and  $\Delta y$ . Try comparing other values of  $dy$  and  $\Delta y$ . You will see that the values become closer to each other as  $dx$  (or  $\Delta x$ ) approaches 0.

In Example 2, the tangent line to the graph of  $f(x) = x^2$  at  $x = 1$  is

$$y = 2x - 1. \quad \text{Tangent line to the graph of } f \text{ at } x = 1.$$

For  $x$ -values near 1, this line is close to the graph of  $f$ , as shown in Figure 3.67 and in the table.

$x$	0.5	0.9	0.99	1	1.01	1.1	1.5
$f(x) = x^2$	0.25	0.81	0.9801	1	1.0201	1.21	2.25
$y = 2x - 1$	0	0.8	0.98	1	1.02	1.2	2

### Error Propagation

Physicists and engineers tend to make liberal use of the approximation of  $\Delta y$  by  $dy$ . One way this occurs in practice is in the estimation of errors propagated by physical measuring devices. For example, if you let  $x$  represent the measured value of a variable and let  $x + \Delta x$  represent the exact value, then  $\Delta x$  is the *error in measurement*. Finally, if the measured value  $x$  is used to compute another value  $f(x)$ , then the difference between  $f(x + \Delta x)$  and  $f(x)$  is the **propagated error**.

$$f(\underbrace{x + \Delta x}_{\substack{\text{Exact} \\ \text{value}}}) - f(\underbrace{x}_{\substack{\text{Measured} \\ \text{value}}}) = \underbrace{\Delta y}_{\substack{\text{Propagated} \\ \text{error}}}$$

Measurement error
Propagated error

#### EXAMPLE 3 Estimation of Error



Ball bearings are used to reduce friction between moving machine parts.

The measured radius of a ball bearing is 0.7 inch, as shown in the figure. The measurement is correct to within 0.01 inch. Estimate the propagated error in the volume  $V$  of the ball bearing.

**Solution** The formula for the volume of a sphere is

$$V = \frac{4}{3}\pi r^3$$

where  $r$  is the radius of the sphere. So, you can write

$$r = 0.7 \quad \text{Measured radius}$$

and

$$-0.01 \leq \Delta r \leq 0.01. \quad \text{Possible error}$$

To approximate the propagated error in the volume, differentiate  $V$  to obtain  $dV/dr = 4\pi r^2$  and write

$$\Delta V \approx dV \quad \text{Approximate } \Delta V \text{ by } dV.$$

$$= 4\pi r^2 dr$$

$$= 4\pi(0.7)^2(\pm 0.01) \quad \text{Substitute for } r \text{ and } dr.$$

$$\approx \pm 0.06158 \text{ cubic inch.}$$

So, the volume has a propagated error of about 0.06 cubic inch. ■

Would you say that the propagated error in Example 3 is large or small? The answer is best given in *relative* terms by comparing  $dV$  with  $V$ . The ratio

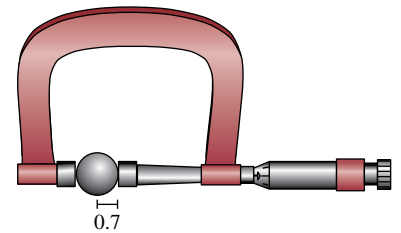
$$\frac{dV}{V} = \frac{4\pi r^2 dr}{\frac{4}{3}\pi r^3} \quad \text{Ratio of } dV \text{ to } V$$

$$= \frac{3 dr}{r} \quad \text{Simplify.}$$

$$\approx \frac{3(\pm 0.01)}{0.7} \quad \text{Substitute for } dr \text{ and } r.$$

$$\approx \pm 0.0429$$

is called the **relative error**. The corresponding **percent error** is approximately 4.29%.



Ball bearing with measured radius that is correct to within 0.01 inch.

## Calculating Differentials

Each of the differentiation rules that you studied in Chapter 2 can be written in **differential form**. For example, let  $u$  and  $v$  be differentiable functions of  $x$ . By the definition of differentials, you have

$$du = u' dx$$

and

$$dv = v' dx.$$

So, you can write the differential form of the Product Rule as shown below.

$$\begin{aligned} d[uv] &= \frac{d}{dx}[uv] dx && \text{Differential of } uv \\ &= [uv' + vu'] dx && \text{Product Rule} \\ &= uv' dx + vu' dx \\ &= u dv + v du \end{aligned}$$

### Differential Formulas

Let  $u$  and  $v$  be differentiable functions of  $x$ .

**Constant multiple:**  $d[cu] = c du$

**Sum or difference:**  $d[u \pm v] = du \pm dv$

**Product:**  $d[uv] = u dv + v du$

**Quotient:**  $d\left[\frac{u}{v}\right] = \frac{v du - u dv}{v^2}$

### EXAMPLE 4

### Finding Differentials



**GOTTFRIED WILHELM LEIBNIZ**  
(1646–1716)

Both Leibniz and Newton are credited with creating calculus. It was Leibniz, however, who tried to broaden calculus by developing rules and formal notation. He often spent days choosing an appropriate notation for a new concept.

See [LarsonCalculus.com](http://LarsonCalculus.com) to read more of this biography.

Function	Derivative	Differential
a. $y = x^2$	$\frac{dy}{dx} = 2x$	$dy = 2x dx$
b. $y = \sqrt{x}$	$\frac{dy}{dx} = \frac{1}{2\sqrt{x}}$	$dy = \frac{dx}{2\sqrt{x}}$
c. $y = 2 \sin x$	$\frac{dy}{dx} = 2 \cos x$	$dy = 2 \cos x dx$
d. $y = x \cos x$	$\frac{dy}{dx} = -x \sin x + \cos x$	$dy = (-x \sin x + \cos x) dx$
e. $y = \frac{1}{x}$	$\frac{dy}{dx} = -\frac{1}{x^2}$	$dy = -\frac{dx}{x^2}$

The notation in Example 4 is called the **Leibniz notation** for derivatives and differentials, named after the German mathematician Gottfried Wilhelm Leibniz. The beauty of this notation is that it provides an easy way to remember several important calculus formulas by making it seem as though the formulas were derived from algebraic manipulations of differentials. For instance, in Leibniz notation, the *Chain Rule*

$$\frac{dy}{dx} = \frac{dy}{du} \frac{du}{dx}$$

would appear to be true because the  $du$ 's divide out. Even though this reasoning is *incorrect*, the notation does help one remember the Chain Rule.

Mary Evans Picture Library/The Image Works



**EXAMPLE 5** Finding the Differential of a Composite Function

$$y = f(x) = \sin 3x$$

$$f'(x) = 3 \cos 3x$$

$$dy = f'(x) dx = 3 \cos 3x dx$$

Original function  
Apply Chain Rule.  
Differential form

**EXAMPLE 6** Finding the Differential of a Composite Function

$$y = f(x) = (x^2 + 1)^{1/2}$$

$$f'(x) = \frac{1}{2}(x^2 + 1)^{-1/2}(2x) = \frac{x}{\sqrt{x^2 + 1}}$$

$$dy = f'(x) dx = \frac{x}{\sqrt{x^2 + 1}} dx$$

Original function  
Apply Chain Rule.  
Differential form

Differentials can be used to approximate function values. To do this for the function given by  $y = f(x)$ , use the formula

$$f(x + \Delta x) \approx f(x) + dy = f(x) + f'(x) dx$$

**REMARK** This formula is equivalent to the tangent line approximation given earlier in this section.

which is derived from the approximation

$$\Delta y = f(x + \Delta x) - f(x) \approx dy.$$

The key to using this formula is to choose a value for  $x$  that makes the calculations easier, as shown in Example 7.

**EXAMPLE 7** Approximating Function Values

Use differentials to approximate  $\sqrt{16.5}$ .

**Solution** Using  $f(x) = \sqrt{x}$ , you can write

$$f(x + \Delta x) \approx f(x) + f'(x) dx = \sqrt{x} + \frac{1}{2\sqrt{x}} dx.$$

Now, choosing  $x = 16$  and  $dx = 0.5$ , you obtain the following approximation.

$$f(x + \Delta x) = \sqrt{16.5} \approx \sqrt{16} + \frac{1}{2\sqrt{16}}(0.5) = 4 + \left(\frac{1}{8}\right)\left(\frac{1}{2}\right) = 4.0625$$

So,  $\sqrt{16.5} \approx 4.0625$ .

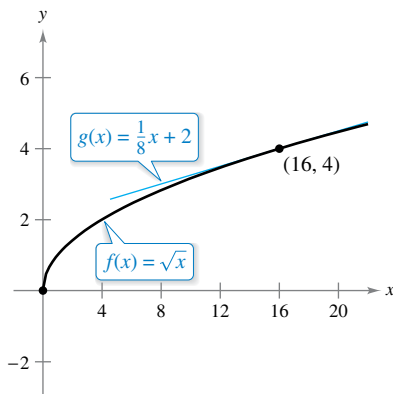


Figure 3.68

The tangent line approximation to  $f(x) = \sqrt{x}$  at  $x = 16$  is the line  $g(x) = \frac{1}{8}x + 2$ . For  $x$ -values near 16, the graphs of  $f$  and  $g$  are close together, as shown in Figure 3.68. For instance,

$$f(16.5) = \sqrt{16.5} \approx 4.0620$$

and

$$g(16.5) = \frac{1}{8}(16.5) + 2 = 4.0625.$$

In fact, if you use a graphing utility to zoom in near the point of tangency  $(16, 4)$ , you will see that the two graphs appear to coincide. Notice also that as you move farther away from the point of tangency, the linear approximation becomes less accurate.

# 3.9 Exercises

See [CalcChat.com](http://CalcChat.com) for tutorial help and worked-out solutions to odd-numbered exercises.

### CONCEPT CHECK

- Tangent Line Approximations** What is the equation of the tangent line approximation to the graph of a function  $f$  at the point  $(c, f(c))$ ?
- Differentials** What do the differentials of  $x$  and  $y$  mean?
- Describing Terms** When using differentials, what is meant by the terms *propagated error*, *relative error*, and *percent error*?
- Finding Differentials** Explain how to find a differential of a function.



**Using a Tangent Line Approximation** In Exercises 5–10, find the tangent line approximation  $T$  to the graph of  $f$  at the given point. Then complete the table.

$x$	1.9	1.99	2	2.01	2.1
$f(x)$					
$T(x)$					

- $f(x) = x^2$ ,  $(2, 4)$
- $f(x) = \frac{6}{x^2}$ ,  $(2, \frac{3}{2})$
- $f(x) = x^5$ ,  $(2, 32)$
- $f(x) = \sqrt{x}$ ,  $(2, \sqrt{2})$
- $f(x) = \sin x$ ,  $(2, \sin 2)$
- $f(x) = \csc x$ ,  $(2, \csc 2)$

**Verifying a Tangent Line Approximation** In Exercises 11 and 12, verify the tangent line approximation of the function at the given point. Then use a graphing utility to graph the function and its approximation in the same viewing window.

Function	Approximation	Point
11. $f(x) = \sqrt{x+4}$	$y = 2 + \frac{x}{4}$	$(0, 2)$
12. $f(x) = \tan x$	$y = x$	$(0, 0)$



**Comparing  $\Delta y$  and  $dy$**  In Exercises 13–18, use the information to find and compare  $\Delta y$  and  $dy$ .

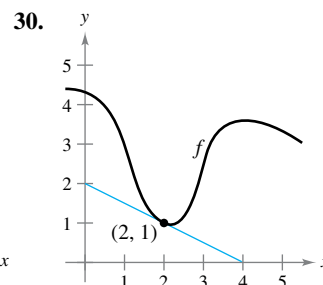
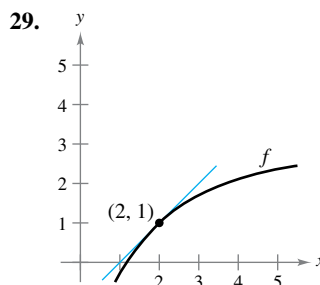
Function	$x$ -Value	Differential of $x$
13. $y = 0.5x^3$	$x = 1$	$\Delta x = dx = 0.1$
14. $y = 6 - 2x^2$	$x = -2$	$\Delta x = dx = 0.1$
15. $y = x^4 + 1$	$x = -1$	$\Delta x = dx = 0.01$
16. $y = 2 - x^4$	$x = 2$	$\Delta x = dx = 0.01$
17. $y = x - 2x^3$	$x = 3$	$\Delta x = dx = 0.001$
18. $y = 7x^2 - 5x$	$x = -4$	$\Delta x = dx = 0.001$



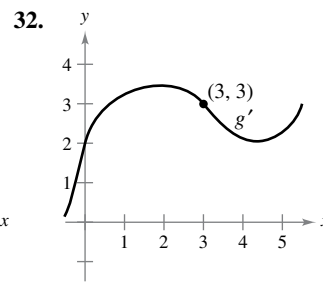
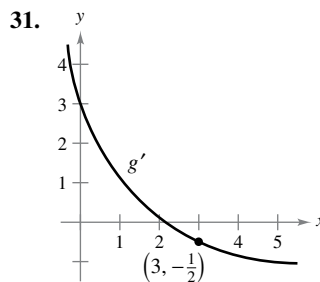
**Finding a Differential** In Exercises 19–28, find the differential  $dy$  of the given function.

- $y = 3x^2 - 4$
- $y = x \tan x$
- $y = \frac{x+1}{2x-1}$
- $y = \sqrt{9-x^2}$
- $y = 3x - \sin^2 x$
- $y = 3x^{2/3}$
- $y = \csc 2x$
- $y = \sqrt{x} + \frac{1}{\sqrt{x}}$
- $y = x\sqrt{1-x^2}$
- $y = \frac{\sec^2 x}{x^2 + 1}$

**Using Differentials** In Exercises 29 and 30, use differentials and the graph of  $f$  to approximate (a)  $f(1.9)$  and (b)  $f(2.04)$ . To print an enlarged copy of the graph, go to [MathGraphs.com](http://MathGraphs.com).



**Using Differentials** In Exercises 31 and 32, use differentials and the graph of  $g'$  to approximate (a)  $g(2.93)$  and (b)  $g(3.1)$  given that  $g(3) = 8$ .



- Area** The measurement of the side of a square floor tile is 10 inches, with a possible error of  $\frac{1}{32}$  inch.
  - Use differentials to approximate the possible propagated error in computing the area of the square.
  - Approximate the percent error in computing the area of the square.
- Area** The measurements of the base and altitude of a triangle are found to be 36 and 50 centimeters, respectively. The possible error in each measurement is 0.25 centimeter.
  - Use differentials to approximate the possible propagated error in computing the area of the triangle.
  - Approximate the percent error in computing the area of the triangle.

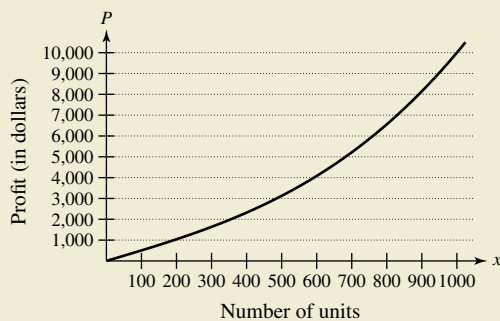
- 35. Volume and Surface Area** The measurement of the edge of a cube is found to be 15 inches, with a possible error of 0.03 inch.
- Use differentials to approximate the possible propagated error in computing the volume of the cube.
  - Use differentials to approximate the possible propagated error in computing the surface area of the cube.
  - Approximate the percent errors in parts (a) and (b).
- 36. Volume and Surface Area** The radius of a spherical balloon is measured as 8 inches, with a possible error of 0.02 inch.
- Use differentials to approximate the possible propagated error in computing the volume of the sphere.
  - Use differentials to approximate the possible propagated error in computing the surface area of the sphere.
  - Approximate the percent errors in parts (a) and (b).
- 37. Stopping Distance** The total stopping distance  $T$  of a vehicle is

$$T = 2.5x + 0.5x^2$$

where  $T$  is in feet and  $x$  is the speed in miles per hour. Approximate the change and percent change in total stopping distance as speed changes from  $x = 25$  to  $x = 26$  miles per hour.



- 38. HOW DO YOU SEE IT?** The graph shows the profit  $P$  (in dollars) from selling  $x$  units of an item. Use the graph to determine which is greater, the change in profit when the production level changes from 400 to 401 units or the change in profit when the production level changes from 900 to 901 units. Explain your reasoning.



- 39. Pendulum** The period of a pendulum is given by

$$T = 2\pi\sqrt{\frac{L}{g}}$$

where  $L$  is the length of the pendulum in feet,  $g$  is the acceleration due to gravity, and  $T$  is the time in seconds. The pendulum has been subjected to an increase in temperature such that the length has increased by  $\frac{1}{2}\%$ .

- Find the approximate percent change in the period.
- Using the result in part (a), find the approximate error in this pendulum clock in 1 day.

- 40. Ohm's Law** A current of  $I$  amperes passes through a resistor of  $R$  ohms. **Ohm's Law** states that the voltage  $E$  applied to the resistor is

$$E = IR.$$

The voltage is constant. Show that the magnitude of the relative error in  $R$  caused by a change in  $I$  is equal in magnitude to the relative error in  $I$ .

- 41. Projectile Motion** The range  $R$  of a projectile is

$$R = \frac{v_0^2}{32}(\sin 2\theta)$$

where  $v_0$  is the initial velocity in feet per second and  $\theta$  is the angle of elevation. Use differentials to approximate the change in the range when  $v_0 = 2500$  feet per second and  $\theta$  is changed from  $10^\circ$  to  $11^\circ$ .

- 42. Surveying** A surveyor standing 50 feet from the base of a large tree measures the angle of elevation to the top of the tree as  $71.5^\circ$ . How accurately must the angle be measured if the percent error in estimating the height of the tree is to be less than 6%?



**Approximating Function Values In Exercises 43–46, use differentials to approximate the value of the expression. Compare your answer with that of a calculator.**

- $\sqrt{99.4}$
- $\sqrt[3]{26}$
- $\sqrt[4]{624}$
- $(2.99)^3$

### EXPLORING CONCEPTS

- 47. Comparing  $\Delta y$  and  $dy$**  Describe the change in accuracy of  $dy$  as an approximation for  $\Delta y$  when  $\Delta x$  approaches 0. Use a graph to support your answer.
- 48. Using Differentials** Give a short explanation of why each approximation is valid.
- $\sqrt{4.02} \approx 2 + \frac{1}{4}(0.02)$
  - $\tan 0.05 \approx 0 + 1(0.05)$

**True or False?** In Exercises 49–53, determine whether the statement is true or false. If it is false, explain why or give an example that shows it is false.

- If  $y = x + c$ , then  $dy = dx$ .
- If  $y = ax + b$ , then  $\frac{\Delta y}{\Delta x} = \frac{dy}{dx}$ .
- If  $y$  is differentiable, then  $\lim_{\Delta x \rightarrow 0} (\Delta y - dy) = 0$ .
- If  $y = f(x)$ ,  $f$  is increasing and differentiable, and  $\Delta x > 0$ , then  $\Delta y \geq dy$ .
- The tangent line approximation at any point for any linear equation is the linear equation itself.

# Review Exercises

See [CalcChat.com](http://CalcChat.com) for tutorial help and worked-out solutions to odd-numbered exercises.

**Finding Extrema on a Closed Interval** In Exercises 1–8, find the absolute extrema of the function on the closed interval.

- $f(x) = x^2 + 5x$ ,  $[-4, 0]$
- $f(x) = x^3 + 6x^2$ ,  $[-6, 1]$
- $f(x) = \sqrt{x} - 2$ ,  $[0, 4]$
- $h(x) = x - 3\sqrt{x}$ ,  $[0, 9]$
- $f(x) = \frac{4x}{x^2 + 9}$ ,  $[-4, 4]$
- $f(x) = \frac{x}{\sqrt{x^2 + 1}}$ ,  $[0, 2]$
- $g(x) = 2x + 5 \cos x$ ,  $[0, 2\pi]$
- $f(x) = \sin 2x$ ,  $[0, 2\pi]$

**Using Rolle's Theorem** In Exercises 9–12, determine whether Rolle's Theorem can be applied to  $f$  on the closed interval  $[a, b]$ . If Rolle's Theorem can be applied, find all values of  $c$  in the open interval  $(a, b)$  such that  $f'(c) = 0$ . If Rolle's Theorem cannot be applied, explain why not.

- $f(x) = x^3 - 3x - 6$ ,  $[-1, 2]$
- $f(x) = (x - 2)(x + 3)^2$ ,  $[-3, 2]$
- $f(x) = \frac{x^2}{1 - x^2}$ ,  $[-2, 2]$
- $f(x) = \sin 2x$ ,  $[-\pi, \pi]$

**Using the Mean Value Theorem** In Exercises 13–18, determine whether the Mean Value Theorem can be applied to  $f$  on the closed interval  $[a, b]$ . If the Mean Value Theorem can be applied, find all values of  $c$  in the open interval  $(a, b)$  such that

$$f'(c) = \frac{f(b) - f(a)}{b - a}.$$

If the Mean Value Theorem cannot be applied, explain why not.

- $f(x) = x^{2/3}$ ,  $[1, 8]$
- $f(x) = \frac{1}{x}$ ,  $[1, 4]$
- $f(x) = |5 - x|$ ,  $[2, 6]$
- $f(x) = 2x - 3\sqrt{x}$ ,  $[-1, 1]$
- $f(x) = x - \cos x$ ,  $\left[-\frac{\pi}{2}, \frac{\pi}{2}\right]$
- $f(x) = \sqrt{x} - 2x$ ,  $[0, 4]$

**19. Mean Value Theorem** Can the Mean Value Theorem be applied to the function

$$f(x) = \frac{1}{x^2}$$

on the interval  $[-2, 1]$ ? Explain.

**20. Using the Mean Value Theorem**

- For the function  $f(x) = Ax^2 + Bx + C$ , determine the value of  $c$  guaranteed by the Mean Value Theorem on the interval  $[x_1, x_2]$ .
- Demonstrate the result of part (a) for  $f(x) = 2x^2 - 3x + 1$  on the interval  $[0, 4]$ .

**Intervals on Which a Function Is Increasing or Decreasing** In Exercises 21–26, find the open intervals on which the function is increasing or decreasing.

- $f(x) = x^2 + 3x - 12$
- $h(x) = (x + 2)^{1/3} + 8$
- $f(x) = (x - 1)^2(2x - 5)$
- $g(x) = (x + 1)^3$
- $h(x) = \sqrt{x}(x - 3)$ ,  $x > 0$
- $f(x) = \sin x + \cos x$ ,  $0 < x < 2\pi$

**Applying the First Derivative Test** In Exercises 27–34, (a) find the critical numbers of  $f$ , if any, (b) find the open intervals on which the function is increasing or decreasing, (c) apply the First Derivative Test to identify all relative extrema, and (d) use a graphing utility to confirm your results.

- $f(x) = x^2 - 6x + 5$
- $f(x) = 4x^3 - 5x$
- $f(t) = \frac{1}{4}t^4 - 8t$
- $f(x) = \frac{x^3 - 8x}{4}$
- $f(x) = \frac{x + 4}{x^2}$
- $f(x) = \frac{x^2 - 3x - 4}{x - 2}$
- $f(x) = \cos x - \sin x$ ,  $(0, 2\pi)$
- $f(x) = \frac{3}{2} \sin\left(\frac{\pi x}{2} - 1\right)$ ,  $(0, 4)$

**Motion Along a Line** In Exercises 35 and 36, the function  $s(t)$  describes the motion of a particle along a line. (a) Find the velocity function of the particle at any time  $t \geq 0$ . (b) Identify the time interval(s) on which the particle is moving in a positive direction. (c) Identify the time interval(s) on which the particle is moving in a negative direction. (d) Identify the time(s) at which the particle changes direction.

- $s(t) = 3t - 2t^2$
- $s(t) = 6t^3 - 8t + 3$

**Finding Points of Inflection** In Exercises 37–42, find the points of inflection and discuss the concavity of the graph of the function.

- $f(x) = x^3 - 9x^2$
- $f(x) = 6x^4 - x^2$
- $g(x) = x\sqrt{x + 5}$
- $f(x) = 3x - 5x^3$
- $f(x) = x + \cos x$ ,  $[0, 2\pi]$
- $f(x) = \tan \frac{x}{4}$ ,  $(0, 2\pi)$

**Using the Second Derivative Test** In Exercises 43–48, find all relative extrema of the function. Use the Second Derivative Test where applicable.

- $f(x) = (x + 9)^2$
- $f(x) = x^4 - 2x^2 + 6$
- $g(x) = 2x^2(1 - x^2)$
- $h(t) = t - 4\sqrt{t + 1}$

47.  $f(x) = 2x + \frac{18}{x}$   
 48.  $h(x) = x - 2 \cos x, [0, 4\pi]$

**Think About It** In Exercises 49 and 50, sketch the graph of a function  $f$  having the given characteristics.

49.  $f(0) = f(6) = 0$   
 $f'(3) = f'(5) = 0$   
 $f'(x) > 0$  for  $x < 3$   
 $f'(x) > 0$  for  $3 < x < 5$   
 $f'(x) < 0$  for  $x > 5$   
 $f''(x) < 0$  for  $x < 3$  or  $x > 4$   
 $f''(x) > 0$  for  $3 < x < 4$
50.  $f(0) = 4, f(6) = 0$   
 $f'(x) < 0$  for  $x < 2$  or  $x > 4$   
 $f'(2)$  does not exist.  
 $f'(4) = 0$   
 $f'(x) > 0$  for  $2 < x < 4$   
 $f''(x) < 0$  for  $x \neq 2$

51. **Writing** A newspaper headline states that “The rate of growth of the national deficit is decreasing.” What does this mean? What does it imply about the graph of the deficit as a function of time?

52. **Inventory Cost** The cost of inventory  $C$  depends on the ordering and storage costs according to the inventory model

$$C = \left(\frac{Q}{x}\right)s + \left(\frac{x}{2}\right)r.$$

Determine the order size that will minimize the cost, assuming that sales occur at a constant rate,  $Q$  is the number of units sold per year,  $r$  is the cost of storing one unit for one year,  $s$  is the cost of placing an order, and  $x$  is the number of units per order.

53. **Modeling Data** Outlays for national defense  $D$  (in billions of dollars) for 2006 through 2014 are shown in the table, where  $t$  is the time in years, with  $t = 6$  corresponding to 2006. (Source: U.S. Office of Management and Budget)

$t$	6	7	8	9	10
$D$	521.8	551.3	616.1	661.0	693.5

$t$	11	12	13	14
$D$	705.6	677.9	633.4	603.5

- (a) Use the regression capabilities of a graphing utility to find a model of the form
- $$D = at^4 + bt^3 + ct^2 + dt + e$$
- for the data.
- (b) Use a graphing utility to plot the data and graph the model.
- (c) For the years shown in the table, when does the model indicate that the outlay for national defense was at a maximum? When was it at a minimum?
- (d) For the years shown in the table, when does the model indicate that the outlay for national defense was increasing at the greatest rate?

54. **Modeling Data** The manager of a store recorded the annual sales  $S$  (in thousands of dollars) of a product over a period of 7 years, as shown in the table, where  $t$  is the time in years, with  $t = 8$  corresponding to 2008.

$t$	8	9	10	11	12	13	14
$S$	8.1	7.3	7.8	9.2	11.3	12.8	12.9

- (a) Use the regression capabilities of a graphing utility to find a model of the form
- $$S = at^3 + bt^2 + ct + d$$
- for the data.
- (b) Use a graphing utility to plot the data and graph the model.
- (c) Use calculus and the model to find the time  $t$  when sales were increasing at the greatest rate.
- (d) Do you think the model would be accurate for predicting future sales? Explain.

**Finding a Limit** In Exercises 55–64, find the limit, if it exists.

55.  $\lim_{x \rightarrow \infty} \left(8 + \frac{1}{x}\right)$   
 56.  $\lim_{x \rightarrow -\infty} \frac{1 - 4x}{x + 1}$   
 57.  $\lim_{x \rightarrow \infty} \frac{x^2}{1 - 8x^2}$   
 58.  $\lim_{x \rightarrow \infty} \frac{9x^3 + 5}{7x^4}$   
 59.  $\lim_{x \rightarrow -\infty} \frac{3x^2}{x + 5}$   
 60.  $\lim_{x \rightarrow -\infty} \frac{\sqrt{x^2 + x}}{-2x}$   
 61.  $\lim_{x \rightarrow \infty} \frac{5 \cos x}{x}$   
 62.  $\lim_{x \rightarrow \infty} \frac{x^3}{\sqrt{x^2 + 2}}$   
 63.  $\lim_{x \rightarrow -\infty} \frac{6x}{x + \cos x}$   
 64.  $\lim_{x \rightarrow -\infty} \frac{x}{2 \sin x}$

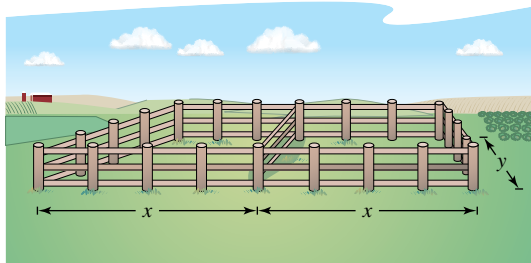
55. **Finding Horizontal Asymptotes Using Technology** In Exercises 65–68, use a graphing utility to graph the function and identify any horizontal asymptotes.

65.  $f(x) = \frac{3}{x} + 4$   
 66.  $g(x) = \frac{5x^2}{x^2 + 2}$   
 67.  $f(x) = \frac{x}{\sqrt{x^2 + 6}}$   
 68.  $f(x) = \frac{\sqrt{4x^2 - 1}}{8x + 1}$

**Analyzing the Graph of a Function** In Exercises 69–78, analyze and sketch a graph of the function. Label any intercepts, relative extrema, points of inflection, and asymptotes. Use a graphing utility to verify your results.

69.  $f(x) = 4x - x^2$   
 70.  $f(x) = x^4 - 2x^2 + 6$   
 71.  $f(x) = x\sqrt{16 - x^2}$   
 72.  $f(x) = (x^2 - 4)^2$   
 73.  $f(x) = x^{1/3}(x + 3)^{2/3}$   
 74.  $f(x) = (x - 3)(x + 2)^3$   
 75.  $f(x) = \frac{5 - 3x}{x - 2}$   
 76.  $f(x) = \frac{2x}{1 + x^2}$   
 77.  $f(x) = x^3 + x + \frac{4}{x}$   
 78.  $f(x) = x^2 + \frac{1}{x}$

- 79. Finding Numbers** Find two positive numbers such that the sum of twice the first number and three times the second number is 216 and the product is a maximum.
- 80. Minimum Distance** Find the point on the graph of  $f(x) = \sqrt{x}$  that is closest to the point (6, 0).
- 81. Maximum Area** A rancher has 400 feet of fencing with which to enclose two adjacent rectangular corrals (see figure). What dimensions should be used so that the enclosed area will be a maximum?



- 82. Maximum Area** Find the dimensions of the rectangle of maximum area, with sides parallel to the coordinate axes, that can be inscribed in the ellipse given by

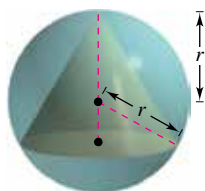
$$\frac{x^2}{144} + \frac{y^2}{16} = 1.$$

- 83. Minimum Length** A right triangle in the first quadrant has the coordinate axes as sides, and the hypotenuse passes through the point (1, 8). Find the vertices of the triangle such that the length of the hypotenuse is minimum.
- 84. Minimum Length** The wall of a building is to be braced by a beam that must pass over a parallel fence 5 feet high and 4 feet from the building. Find the length of the shortest beam that can be used.
- 85. Maximum Length** Find the length of the longest pipe that can be carried level around a right-angle corner at the intersection of two corridors of widths 4 feet and 6 feet.
- 86. Maximum Length** A hallway of width 6 feet meets a hallway of width 9 feet at right angles. Find the length of the longest pipe that can be carried level around this corner. [Hint: If  $L$  is the length of the pipe, show that

$$L = 6 \csc \theta + 9 \csc\left(\frac{\pi}{2} - \theta\right)$$

where  $\theta$  is the angle between the pipe and the wall of the narrower hallway.]

- 87. Maximum Volume** Find the volume of the largest right circular cone that can be inscribed in a sphere of radius  $r$ .



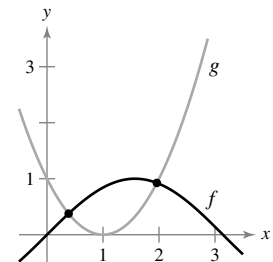
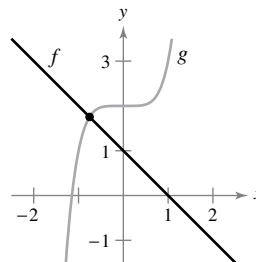
- 88. Maximum Volume** Find the volume of the largest right circular cylinder that can be inscribed in a sphere of radius  $r$ .

**Using Newton's Method** In Exercises 89–92, use Newton's Method to approximate the zero(s) of the function. Continue the iterations until two successive approximations differ by less than 0.001. Then find the zero(s) using a graphing utility and compare the results.

89.  $f(x) = x^3 - 3x - 1$   
 90.  $f(x) = x^3 + 2x + 1$   
 91.  $f(x) = x^4 + x^3 - 3x^2 + 2$   
 92.  $f(x) = 3\sqrt{x-1} - x$

**Points of Intersection** In Exercises 93 and 94, apply Newton's Method to approximate the  $x$ -value(s) of the indicated point(s) of intersection of the two graphs. Continue the iterations until two successive approximations differ by less than 0.001. [Hint: Let  $h(x) = f(x) - g(x)$ .]

93.  $f(x) = 1 - x$                       94.  $f(x) = \sin x$   
 $g(x) = x^5 + 2$                        $g(x) = x^2 - 2x + 1$



**Comparing  $\Delta y$  and  $dy$**  In Exercises 95 and 96, use the information to find and compare  $\Delta y$  and  $dy$ .

Function	$x$ -Value	Differential of $x$
95. $y = 4x^3$	$x = 2$	$\Delta x = dx = 0.1$
96. $y = x^2 - 5x$	$x = -3$	$\Delta x = dx = 0.01$

**Finding a Differential** In Exercises 97 and 98, find the differential  $dy$  of the given function.

97.  $y = x(1 - \cos x)$                       98.  $y = \sqrt{36 - x^2}$

**Approximating Function Values** In Exercises 99 and 100, use differentials to approximate the value of the expression. Compare your answer with that of a calculator.

99.  $\sqrt{63.9}$                       100.  $(2.02)^4$

- 101. Volume and Surface Area** The radius of a sphere is measured as 9 centimeters, with a possible error of 0.025 centimeter.

- Use differentials to approximate the possible propagated error in computing the volume of the sphere.
- Use differentials to approximate the possible propagated error in computing the surface area of the sphere.
- Approximate the percent errors in parts (a) and (b).

# P.S. Problem Solving

See [CalcChat.com](http://CalcChat.com) for tutorial help and worked-out solutions to odd-numbered exercises.

## 1. Relative Extrema

$$p(x) = x^4 + ax^2 + 1$$

for various values of the constant  $a$ .

- Determine the values of  $a$  for which  $p$  has exactly one relative minimum.
- Determine the values of  $a$  for which  $p$  has exactly one relative maximum.
- Determine the values of  $a$  for which  $p$  has exactly two relative minima.
- Show that the graph of  $p$  cannot have exactly two relative extrema.

## 2. Relative Extrema

- Graph the fourth-degree polynomial  $p(x) = ax^4 - 6x^2$  for  $a = -3, -2, -1, 0, 1, 2,$  and  $3$ . For what values of the constant  $a$  does  $p$  have a relative minimum or relative maximum?
- Show that  $p$  has a relative maximum for all values of the constant  $a$ .
- Determine analytically the values of  $a$  for which  $p$  has a relative minimum.
- Let  $(x, y) = (x, p(x))$  be a relative extremum of  $p$ . Show that  $(x, y)$  lies on the graph of  $y = -3x^2$ . Verify this result graphically by graphing  $y = -3x^2$  together with the seven curves from part (a).

## 3. Relative Minimum

$$f(x) = \frac{c}{x} + x^2.$$

Determine all values of the constant  $c$  such that  $f$  has a relative minimum, but no relative maximum.

## 4. Points of Inflection

- Let  $f(x) = ax^2 + bx + c, a \neq 0$ , be a quadratic polynomial. How many points of inflection does the graph of  $f$  have?
- Let  $f(x) = ax^3 + bx^2 + cx + d, a \neq 0$ , be a cubic polynomial. How many points of inflection does the graph of  $f$  have?
- Suppose the function  $y = f(x)$  satisfies the equation

$$\frac{dy}{dx} = ky \left( 1 - \frac{y}{L} \right)$$

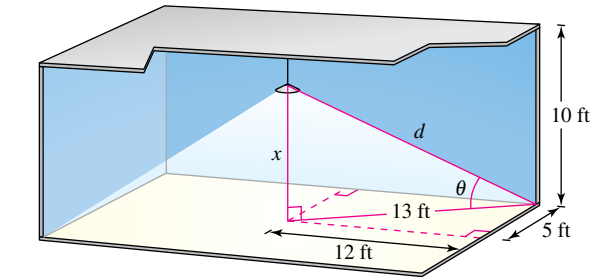
where  $k$  and  $L$  are positive constants. Show that the graph of  $f$  has a point of inflection at the point where  $y = L/2$ . (This equation is called the **logistic differential equation**.)

## 5. Extended Mean Value Theorem

**Prove the Extended Mean Value Theorem:** If  $f$  and  $f'$  are continuous on the closed interval  $[a, b]$ , and if  $f''$  exists in the open interval  $(a, b)$ , then there exists a number  $c$  in  $(a, b)$  such that

$$f(b) = f(a) + f'(a)(b - a) + \frac{1}{2}f''(c)(b - a)^2.$$

## 6. Illumination



## 7. Minimum Distance

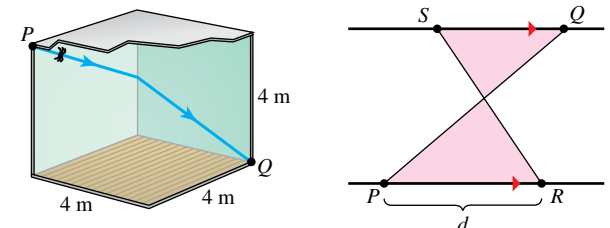


Figure for 7

Figure for 8

## 8. Areas of Triangles

The line joining  $P$  and  $Q$  crosses the two parallel lines, as shown in the figure. The point  $R$  is  $d$  units from  $P$ . How far from  $Q$  should the point  $S$  be positioned so that the sum of the areas of the two shaded triangles is a minimum? So that the sum is a maximum?

## 9. Mean Value Theorem

Determine the values  $a, b,$  and  $c$  such that the function  $f$  satisfies the hypotheses of the Mean Value Theorem on the interval  $[0, 3]$ .

$$f(x) = \begin{cases} 1, & x = 0 \\ ax + b, & 0 < x \leq 1 \\ x^2 + 4x + c, & 1 < x \leq 3 \end{cases}$$

## 10. Mean Value Theorem

Determine the values  $a, b, c,$  and  $d$  such that the function  $f$  satisfies the hypotheses of the Mean Value Theorem on the interval  $[-1, 2]$ .

$$f(x) = \begin{cases} a, & x = -1 \\ 2, & -1 < x \leq 0 \\ bx^2 + c, & 0 < x \leq 1 \\ dx + 4, & 1 < x \leq 2 \end{cases}$$

**11. Proof** Let  $f$  and  $g$  be functions that are continuous on  $[a, b]$  and differentiable on  $(a, b)$ . Prove that if  $f(a) = g(a)$  and  $g'(x) > f'(x)$  for all  $x$  in  $(a, b)$ , then  $g(b) > f(b)$ .

**12. Proof**

(a) Prove that  $\lim_{x \rightarrow \infty} x^2 = \infty$ .

(b) Prove that  $\lim_{x \rightarrow \infty} \frac{1}{x^2} = 0$ .

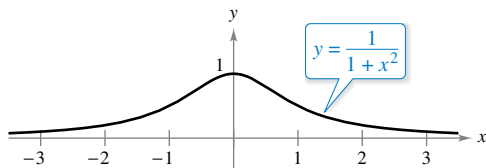
(c) Let  $L$  be a real number. Prove that if  $\lim_{x \rightarrow \infty} f(x) = L$ , then

$$\lim_{y \rightarrow 0^+} f\left(\frac{1}{y}\right) = L.$$

**13. Tangent Lines** Find the point on the graph of

$$y = \frac{1}{1 + x^2}$$

(see figure) where the tangent line has the greatest slope, and the point where the tangent line has the least slope.



**14. Stopping Distance** The police department must determine the speed limit on a bridge such that the flow rate of cars is maximum per unit time. The greater the speed limit, the farther apart the cars must be in order to keep a safe stopping distance. Experimental data on the stopping distances  $d$  (in meters) for various speeds  $v$  (in kilometers per hour) are shown in the table.

$v$	20	40	60	80	100
$d$	5.1	13.7	27.2	44.2	66.4

(a) Convert the speeds  $v$  in the table to speeds  $s$  in meters per second. Use the regression capabilities of a graphing utility to find a model of the form  $d(s) = as^2 + bs + c$  for the data.

(b) Consider two consecutive vehicles of average length 5.5 meters, traveling at a safe speed on the bridge. Let  $T$  be the difference between the times (in seconds) when the front bumpers of the vehicles pass a given point on the bridge. Verify that this difference in times is given by

$$T = \frac{d(s)}{s} + \frac{5.5}{s}.$$

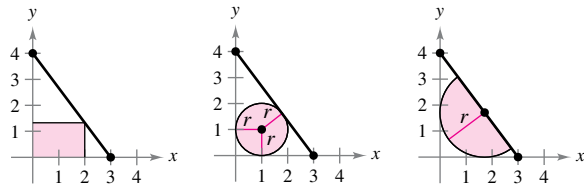
(c) Use a graphing utility to graph the function  $T$  and estimate the speed  $s$  that minimizes the time between vehicles.

(d) Use calculus to determine the speed that minimizes  $T$ . What is the minimum value of  $T$ ? Convert the required speed to kilometers per hour.

(e) Find the optimal distance between vehicles for the speed found in part (d).

**15. Darboux's Theorem** Prove **Darboux's Theorem**: Let  $f$  be differentiable on the closed interval  $[a, b]$  such that  $f'(a) = y_1$  and  $f'(b) = y_2$ . If  $d$  lies between  $y_1$  and  $y_2$ , then there exists  $c$  in  $(a, b)$  such that  $f'(c) = d$ .

**16. Maximum Area** The figures show a rectangle, a circle, and a semicircle inscribed in a triangle bounded by the coordinate axes and the first-quadrant portion of the line with intercepts  $(3, 0)$  and  $(0, 4)$ . Find the dimensions of each inscribed figure such that its area is maximum. State whether calculus was helpful in finding the required dimensions. Explain your reasoning.

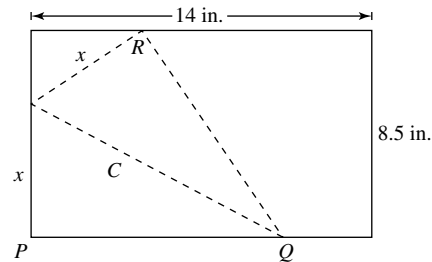


**17. Point of Inflection** Show that the cubic polynomial  $p(x) = ax^3 + bx^2 + cx + d$  has exactly one point of inflection  $(x_0, y_0)$ , where

$$x_0 = \frac{-b}{3a} \quad \text{and} \quad y_0 = \frac{2b^3}{27a^2} - \frac{bc}{3a} + d.$$

Use these formulas to find the point of inflection of  $p(x) = x^3 - 3x^2 + 2$ .

**18. Minimum Length** A legal-sized sheet of paper (8.5 inches by 14 inches) is folded so that corner  $P$  touches the opposite 14-inch edge at  $R$  (see figure). (Note:  $PQ = \sqrt{C^2 - x^2}$ .)



(a) Show that  $C^2 = \frac{2x^3}{2x - 8.5}$ .

(b) What is the domain of  $C$ ?

(c) Determine the  $x$ -value that minimizes  $C$ .

(d) Determine the minimum length  $C$ .

**19. Quadratic Approximation** The polynomial

$$P(x) = c_0 + c_1(x - a) + c_2(x - a)^2$$

is the quadratic approximation of the function  $f$  at  $(a, f(a))$  when  $P(a) = f(a)$ ,  $P'(a) = f'(a)$ , and  $P''(a) = f''(a)$ .

(a) Find the quadratic approximation of

$$f(x) = \frac{x}{x + 1}$$

at  $(0, 0)$ .

**+** (b) Use a graphing utility to graph  $P(x)$  and  $f(x)$  in the same viewing window.



# 4 Integration

- 4.1 Antiderivatives and Indefinite Integration
- 4.2 Area
- 4.3 Riemann Sums and Definite Integrals
- 4.4 The Fundamental Theorem of Calculus
- 4.5 Integration by Substitution



Electricity (*Exercise 86, p. 307*)




Amount of Chemical  
Flowing into a Tank  
(*Example 9, p. 290*)



The Speed of Sound (*Example 5, p. 286*)



Seating Capacity  
(*Exercise 77, p. 269*)



Grand Canyon (*Exercise 62, p. 257*)

## 4.1 Antiderivatives and Indefinite Integration

- Write the general solution of a differential equation and use indefinite integral notation for antiderivatives.
- Use basic integration rules to find antiderivatives.
- Find a particular solution of a differential equation.

### Antiderivatives

To find a function  $F$  whose derivative is  $f(x) = 3x^2$ , you might use your knowledge of derivatives to conclude that

$$F(x) = x^3 \quad \text{because} \quad \frac{d}{dx}[x^3] = 3x^2.$$

The function  $F$  is an *antiderivative* of  $f$ .

#### Definition of Antiderivative

A function  $F$  is an **antiderivative** of  $f$  on an interval  $I$  when  $F'(x) = f(x)$  for all  $x$  in  $I$ .

Note that  $F$  is called *an* antiderivative of  $f$  rather than *the* antiderivative of  $f$ . To see why, observe that

$$F_1(x) = x^3, \quad F_2(x) = x^3 - 5, \quad \text{and} \quad F_3(x) = x^3 + 97$$

are all antiderivatives of  $f(x) = 3x^2$ . In fact, for any constant  $C$ , the function  $F(x) = x^3 + C$  is an antiderivative of  $f$ .

#### THEOREM 4.1 Representation of Antiderivatives

If  $F$  is an antiderivative of  $f$  on an interval  $I$ , then  $G$  is an antiderivative of  $f$  on the interval  $I$  if and only if  $G$  is of the form  $G(x) = F(x) + C$  for all  $x$  in  $I$ , where  $C$  is a constant.



**Proof** The proof of Theorem 4.1 in one direction is straightforward. That is, if  $G(x) = F(x) + C$ ,  $F'(x) = f(x)$ , and  $C$  is a constant, then

$$G'(x) = \frac{d}{dx}[F(x) + C] = F'(x) + 0 = f(x).$$

To prove this theorem in the other direction, assume that  $G$  is an antiderivative of  $f$ . Define a function  $H$  such that

$$H(x) = G(x) - F(x).$$

For any two points  $a$  and  $b$  ( $a < b$ ) in the interval,  $H$  is continuous on  $[a, b]$  and differentiable on  $(a, b)$ . By the Mean Value Theorem,

$$H'(c) = \frac{H(b) - H(a)}{b - a}$$

for some  $c$  in  $(a, b)$ . However,  $H'(c) = 0$ , so  $H(a) = H(b)$ . Because  $a$  and  $b$  are arbitrary points in the interval, you know that  $H$  is a constant function  $C$ . So,  $G(x) - F(x) = C$  and it follows that  $G(x) = F(x) + C$ . ■

### Exploration

#### Finding Antiderivatives

For each derivative, describe the original function  $F$ .

a.  $F'(x) = 2x$

b.  $F'(x) = x$

c.  $F'(x) = x^2$

d.  $F'(x) = \frac{1}{x^2}$

e.  $F'(x) = \frac{1}{x^3}$

f.  $F'(x) = \cos x$

What strategy did you use to find  $F$ ?

Using Theorem 4.1, you can represent the entire family of antiderivatives of a function by adding a constant to a *known* antiderivative. For example, knowing that

$$D_x[x^2] = 2x$$

you can represent the family of *all* antiderivatives of  $f(x) = 2x$  by

$$G(x) = x^2 + C \quad \text{Family of all antiderivatives of } f(x) = 2x$$

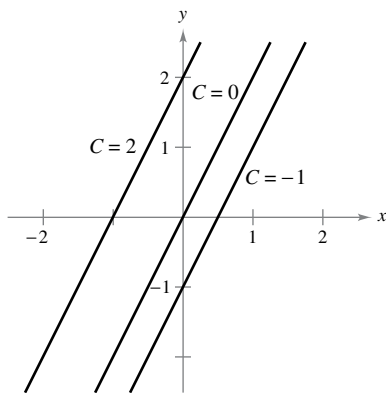
where  $C$  is a constant. The constant  $C$  is called the **constant of integration**. The family of functions represented by  $G$  is the **general antiderivative** of  $f$ , and  $G(x) = x^2 + C$  is the **general solution** of the *differential equation*

$$G'(x) = 2x. \quad \text{Differential equation}$$

A **differential equation** in  $x$  and  $y$  is an equation that involves  $x$ ,  $y$ , and derivatives of  $y$ . For instance,

$$y' = 3x \quad \text{and} \quad y' = x^2 + 1$$

are examples of differential equations.



Functions of the form  $y = 2x + C$   
**Figure 4.1**

**EXAMPLE 1 Solving a Differential Equation**

Find the general solution of the differential equation  $dy/dx = 2$ .

**Solution** To begin, you need to find a function whose derivative is 2. One such function is

$$y = 2x. \quad \text{2x is an antiderivative of 2.}$$

Now, you can use Theorem 4.1 to conclude that the general solution of the differential equation is

$$y = 2x + C. \quad \text{General solution}$$

The graphs of several functions of the form  $y = 2x + C$  are shown in Figure 4.1. ■

When solving a differential equation of the form

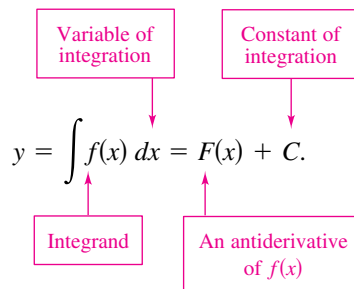
$$\frac{dy}{dx} = f(x)$$

it is convenient to write it in the equivalent differential form

$$dy = f(x) dx.$$

The operation of finding all solutions of this equation is called **antidifferentiation** (or **indefinite integration**) and is denoted by an integral sign  $\int$ . The general solution is denoted by

••••• **REMARK** In this text, the notation  $\int f(x) dx = F(x) + C$  means that  $F$  is an antiderivative of  $f$  on an interval.



The expression  $\int f(x) dx$  is read as the *antiderivative of  $f$  with respect to  $x$* . So, the differential  $dx$  serves to identify  $x$  as the variable of integration. The term **indefinite integral** is a synonym for antiderivative.

## Basic Integration Rules

The inverse nature of integration and differentiation can be verified by substituting  $F'(x)$  for  $f(x)$  in the indefinite integration definition to obtain

$$\int F'(x) dx = F(x) + C.$$

Integration is the “inverse” of differentiation.

Moreover, if  $\int f(x) dx = F(x) + C$ , then

$$\frac{d}{dx} \left[ \int f(x) dx \right] = f(x).$$

Differentiation is the “inverse” of integration.

These two equations allow you to obtain integration formulas directly from differentiation formulas, as shown in the following summary.

### Basic Integration Rules

#### Differentiation Formula

$$\frac{d}{dx}[C] = 0$$

$$\frac{d}{dx}[kx] = k$$

$$\frac{d}{dx}[kf(x)] = kf'(x)$$

$$\frac{d}{dx}[f(x) \pm g(x)] = f'(x) \pm g'(x)$$

$$\frac{d}{dx}[x^n] = nx^{n-1}$$

$$\frac{d}{dx}[\sin x] = \cos x$$

$$\frac{d}{dx}[\cos x] = -\sin x$$

$$\frac{d}{dx}[\tan x] = \sec^2 x$$

$$\frac{d}{dx}[\sec x] = \sec x \tan x$$

$$\frac{d}{dx}[\cot x] = -\csc^2 x$$

$$\frac{d}{dx}[\csc x] = -\csc x \cot x$$

#### Integration Formula

$$\int 0 dx = C$$

$$\int k dx = kx + C$$

$$\int kf(x) dx = k \int f(x) dx$$

$$\int [f(x) \pm g(x)] dx = \int f(x) dx \pm \int g(x) dx$$

$$\int x^n dx = \frac{x^{n+1}}{n+1} + C, \quad n \neq -1 \quad \text{Power Rule}$$

$$\int \cos x dx = \sin x + C$$

$$\int \sin x dx = -\cos x + C$$

$$\int \sec^2 x dx = \tan x + C$$

$$\int \sec x \tan x dx = \sec x + C$$

$$\int \csc^2 x dx = -\cot x + C$$

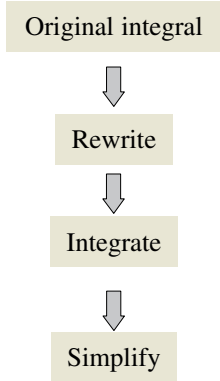
$$\int \csc x \cot x dx = -\csc x + C$$

Note that the Power Rule for Integration has the restriction that  $n \neq -1$ . The integration formula for

$$\int \frac{1}{x} dx$$

must wait until the introduction of the natural logarithmic function in Chapter 5.

•••••▷ **REMARK** In Example 2, note that the general pattern of integration is similar to that of differentiation.



**EXAMPLE 2** Describing Antiderivatives

$$\begin{aligned} \int 3x \, dx &= 3 \int x \, dx && \text{Constant Multiple Rule} \\ &= 3 \int x^1 \, dx && \text{Rewrite } x \text{ as } x^1. \\ &= 3\left(\frac{x^2}{2}\right) + C && \text{Power Rule } (n = 1) \\ &= \frac{3}{2}x^2 + C && \text{Simplify.} \end{aligned}$$

The antiderivatives of  $3x$  are of the form  $\frac{3}{2}x^2 + C$ , where  $C$  is any constant. ■

When finding indefinite integrals, a strict application of the basic integration rules tends to produce complicated constants of integration. For instance, in Example 2, the solution could have been written as

$$\int 3x \, dx = 3 \int x \, dx = 3\left(\frac{x^2}{2} + C\right) = \frac{3}{2}x^2 + 3C.$$

Because  $C$  represents *any* constant, it is both cumbersome and unnecessary to write  $3C$  as the constant of integration. So,  $\frac{3}{2}x^2 + 3C$  is written in the simpler form  $\frac{3}{2}x^2 + C$ .

▷ **TECHNOLOGY** Some software programs, such as *Maple* and *Mathematica*, are capable of performing integration symbolically. If you have access to such a symbolic integration utility, try using it to find the indefinite integrals in Example 3.

**EXAMPLE 3** Rewriting Before Integrating

••••▷ See [LarsonCalculus.com](http://LarsonCalculus.com) for an interactive version of this type of example.

Original Integral	Rewrite	Integrate	Simplify
a. $\int \frac{1}{x^3} \, dx$	$\int x^{-3} \, dx$	$\frac{x^{-2}}{-2} + C$	$-\frac{1}{2x^2} + C$
b. $\int \sqrt{x} \, dx$	$\int x^{1/2} \, dx$	$\frac{x^{3/2}}{3/2} + C$	$\frac{2}{3}x^{3/2} + C$
c. $\int 2 \sin x \, dx$	$2 \int \sin x \, dx$	$2(-\cos x) + C$	$-2 \cos x + C$

•••••▷ **REMARK** The basic integration rules allow you to integrate any polynomial function.

**EXAMPLE 4** Integrating Polynomial Functions

$$\begin{aligned} \text{a. } \int dx &= \int 1 \, dx && \text{Integrand is understood to be 1.} \\ &= x + C && \text{Integrate.} \\ \text{b. } \int (x + 2) \, dx &= \int x \, dx + \int 2 \, dx \\ &= \frac{x^2}{2} + C_1 + 2x + C_2 && \text{Integrate.} \\ &= \frac{x^2}{2} + 2x + C && C = C_1 + C_2 \end{aligned}$$

The second line in the solution is usually omitted.

$$\begin{aligned} \text{c. } \int (3x^4 - 5x^2 + x) \, dx &= 3\left(\frac{x^5}{5}\right) - 5\left(\frac{x^3}{3}\right) + \frac{x^2}{2} + C \\ &= \frac{3}{5}x^5 - \frac{5}{3}x^3 + \frac{1}{2}x^2 + C \end{aligned}$$

**REMARK** Before you begin the exercise set, be sure you realize that one of the most important steps in integration is *rewriting the integrand* in a form that fits one of the basic integration rules.

### EXAMPLE 5 Rewriting Before Integrating

$$\begin{aligned} \int \frac{x+1}{\sqrt{x}} dx &= \int \left( \frac{x}{\sqrt{x}} + \frac{1}{\sqrt{x}} \right) dx && \text{Rewrite as two fractions.} \\ &= \int (x^{1/2} + x^{-1/2}) dx && \text{Rewrite with fractional exponents.} \\ &= \frac{x^{3/2}}{3/2} + \frac{x^{1/2}}{1/2} + C && \text{Integrate.} \\ &= \frac{2}{3}x^{3/2} + 2x^{1/2} + C && \text{Simplify.} \\ &= \frac{2}{3}\sqrt{x}(x+3) + C \end{aligned}$$

When integrating quotients, do not integrate the numerator and denominator separately. This is no more valid in integration than it is in differentiation. For instance, in Example 5, be sure you understand that

$$\int \frac{x+1}{\sqrt{x}} dx = \frac{2}{3}\sqrt{x}(x+3) + C$$

is not the same as

$$\frac{\int (x+1) dx}{\int \sqrt{x} dx} = \frac{\frac{1}{2}x^2 + x + C_1}{\frac{2}{3}x\sqrt{x} + C_2}$$

### EXAMPLE 6 Rewriting Before Integrating

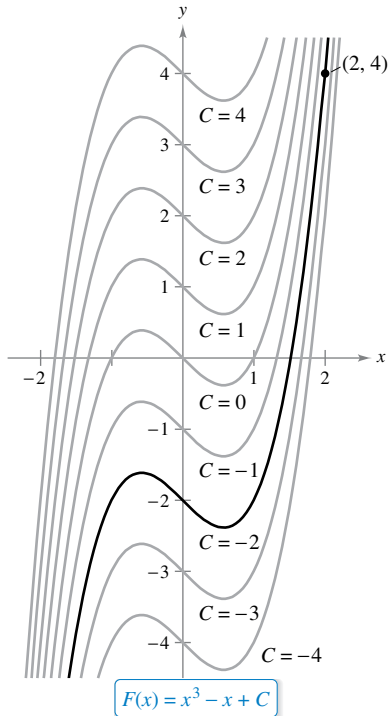
$$\begin{aligned} \int \frac{\sin x}{\cos^2 x} dx &= \int \left( \frac{1}{\cos x} \right) \left( \frac{\sin x}{\cos x} \right) dx && \text{Rewrite as a product.} \\ &= \int \sec x \tan x dx && \text{Rewrite using trigonometric identities.} \\ &= \sec x + C && \text{Integrate.} \end{aligned}$$

### EXAMPLE 7 Rewriting Before Integrating

Original Integral	Rewrite	Integrate	Simplify
a. $\int \frac{2}{\sqrt{x}} dx$	$2 \int x^{-1/2} dx$	$2 \left( \frac{x^{1/2}}{1/2} \right) + C$	$4x^{1/2} + C$
b. $\int (t^2 + 1)^2 dt$	$\int (t^4 + 2t^2 + 1) dt$	$\frac{t^5}{5} + 2 \left( \frac{t^3}{3} \right) + t + C$	$\frac{1}{5}t^5 + \frac{2}{3}t^3 + t + C$
c. $\int \frac{x^3 + 3}{x^2} dx$	$\int (x + 3x^{-2}) dx$	$\frac{x^2}{2} + 3 \left( \frac{x^{-1}}{-1} \right) + C$	$\frac{1}{2}x^2 - \frac{3}{x} + C$
d. $\int \sqrt[3]{x}(x-4) dx$	$\int (x^{4/3} - 4x^{1/3}) dx$	$\frac{x^{7/3}}{7/3} - 4 \left( \frac{x^{4/3}}{4/3} \right) + C$	$\frac{3}{7}x^{7/3} - 3x^{4/3} + C$

As you do the exercises, note that you can check your answer to an antidifferentiation problem by differentiating. For instance, in Example 7(a), you can check that  $4x^{1/2} + C$  is the correct antiderivative by differentiating the answer to obtain

$$D_x[4x^{1/2} + C] = 4 \left( \frac{1}{2} \right) x^{-1/2} = \frac{2}{\sqrt{x}} \quad \text{Use differentiation to check antiderivative.}$$



The particular solution that satisfies the initial condition  $F(2) = 4$  is  $F(x) = x^3 - x - 2$ .

**Figure 4.2**

### Initial Conditions and Particular Solutions

You have already seen that the equation  $y = \int f(x) dx$  has many solutions (each differing from the others by a constant). This means that the graphs of any two antiderivatives of  $f$  are vertical translations of each other. For example, Figure 4.2 shows the graphs of several antiderivatives of the form

$$y = \int (3x^2 - 1) dx = x^3 - x + C \quad \text{General solution}$$

for various integer values of  $C$ . Each of these antiderivatives is a solution of the differential equation

$$\frac{dy}{dx} = 3x^2 - 1.$$

In many applications of integration, you are given enough information to determine a **particular solution**. To do this, you need only know the value of  $y = F(x)$  for one value of  $x$ . This information is called an **initial condition**. For example, in Figure 4.2, only one curve passes through the point  $(2, 4)$ . To find this curve, you can use the general solution

$$F(x) = x^3 - x + C \quad \text{General solution}$$

and the initial condition

$$F(2) = 4. \quad \text{Initial condition}$$

By using the initial condition in the general solution, you can determine that

$$F(2) = 8 - 2 + C = 4$$

which implies that  $C = -2$ . So, you obtain

$$F(x) = x^3 - x - 2. \quad \text{Particular solution}$$

### EXAMPLE 8 Finding a Particular Solution

Find the general solution of

$$F'(x) = \frac{1}{x^2}, \quad x > 0$$

and find the particular solution that satisfies the initial condition  $F(1) = 0$ .

**Solution** To find the general solution, integrate to obtain

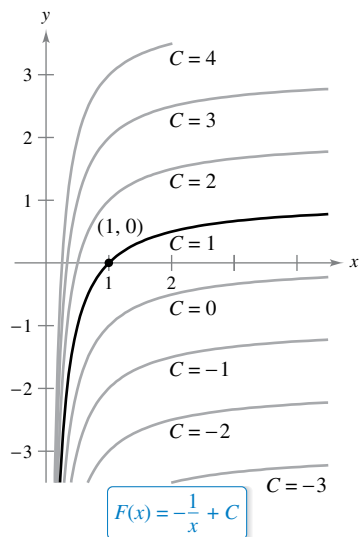
$$\begin{aligned} F(x) &= \int \frac{1}{x^2} dx && F(x) = \int F'(x) dx \\ &= \int x^{-2} dx && \text{Rewrite as a power.} \\ &= \frac{x^{-1}}{-1} + C && \text{Integrate.} \\ &= -\frac{1}{x} + C, \quad x > 0. && \text{General solution} \end{aligned}$$

Using the initial condition  $F(1) = 0$ , you can solve for  $C$  as follows.

$$F(1) = -\frac{1}{1} + C = 0 \implies C = 1$$

So, the particular solution, as shown in Figure 4.3, is

$$F(x) = -\frac{1}{x} + 1, \quad x > 0. \quad \text{Particular solution}$$



The particular solution that satisfies the initial condition  $F(1) = 0$  is  $F(x) = -(1/x) + 1, x > 0$ .

**Figure 4.3**

So far in this section, you have been using  $x$  as the variable of integration. In applications, it is often convenient to use a different variable. For instance, in the next example, involving *time*, the variable of integration is  $t$ .

**EXAMPLE 9 Solving a Vertical Motion Problem**

A ball is thrown upward with an initial velocity of 64 feet per second from an initial height of 80 feet. [Assume the acceleration is  $a(t) = -32$  feet per second per second.]

- a. Find the position function giving the height  $s$  as a function of the time  $t$ .
- b. When does the ball hit the ground?

**Solution**

- a. Let  $t = 0$  represent the initial time. The two given initial conditions can be written as follows.

$$s(0) = 80 \quad \text{Initial height is 80 feet.}$$

$$s'(0) = 64 \quad \text{Initial velocity is 64 feet per second.}$$

Recall that  $a(t) = s''(t)$ . So, you can write

$$s''(t) = -32$$

$$s'(t) = \int s''(t) dt = \int -32 dt = -32t + C_1.$$

Using the initial velocity, you obtain  $s'(0) = 64 = -32(0) + C_1$ , which implies that  $C_1 = 64$ . Next, by integrating  $s'(t)$ , you obtain

$$s(t) = \int s'(t) dt = \int (-32t + 64) dt = -16t^2 + 64t + C_2.$$

Using the initial height, you obtain

$$s(0) = 80 = -16(0^2) + 64(0) + C_2$$

which implies that  $C_2 = 80$ . So, the position function is

$$s(t) = -16t^2 + 64t + 80. \quad \text{See Figure 4.4.}$$

- b. Using the position function found in part (a), you can find the time at which the ball hits the ground by solving the equation  $s(t) = 0$ .

$$-16t^2 + 64t + 80 = 0$$

$$-16(t + 1)(t - 5) = 0$$

$$t = -1, 5$$

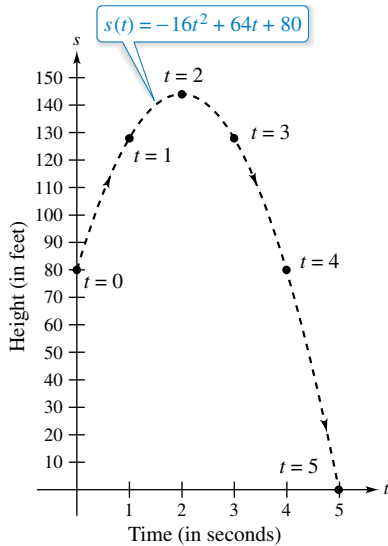
Because  $t$  must be positive, you can conclude that the ball hits the ground 5 seconds after it was thrown. ■

In Example 9, note that the position function has the form

$$s(t) = -\frac{1}{2}gt^2 + v_0t + s_0$$

where  $g$  is the acceleration due to gravity,  $v_0$  is the initial velocity, and  $s_0$  is the initial height, as presented in Section 2.2.

Example 9 shows how to use calculus to analyze vertical motion problems in which the acceleration is determined by a gravitational force. You can use a similar strategy to analyze other linear motion problems (vertical or horizontal) in which the acceleration (or deceleration) is the result of some other force, as you will see in Exercises 65–72.



Height of a ball at time  $t$   
**Figure 4.4**



# 4.1 Exercises

See [CalcChat.com](http://CalcChat.com) for tutorial help and worked-out solutions to odd-numbered exercises.

### CONCEPT CHECK

- Antiderivative** What does it mean for a function  $F$  to be an antiderivative of a function  $f$  on an interval  $I$ ?
- Antiderivatives** Can two different functions both be antiderivatives of the same function? Explain.
- Particular Solution** What is a particular solution of a differential equation?
- General and Particular Solutions** Describe the difference between the general solution and a particular solution of a differential equation.

**Integration and Differentiation** In Exercises 5 and 6, verify the statement by showing that the derivative of the right side equals the integrand on the left side.

- $\int \left(-\frac{6}{x^4}\right) dx = \frac{2}{x^3} + C$
- $\int \left(8x^3 + \frac{1}{2x^2}\right) dx = 2x^4 - \frac{1}{2x} + C$



**Solving a Differential Equation** In Exercises 7–10, find the general solution of the differential equation and check the result by differentiation.

- $\frac{dy}{dt} = 9t^2$
- $\frac{dy}{dt} = 5$
- $\frac{dy}{dx} = x^{3/2}$
- $\frac{dy}{dx} = 2x^{-3}$



**Rewriting Before Integrating** In Exercises 11–14, complete the table to find the indefinite integral.

Original Integral	Rewrite	Integrate	Simplify
11. $\int \sqrt[3]{x} dx$			
12. $\int \frac{1}{4x^2} dx$			
13. $\int \frac{1}{x\sqrt{x}} dx$			
14. $\int \frac{1}{(3x)^2} dx$			



**Finding an Indefinite Integral** In Exercises 15–36, find the indefinite integral and check the result by differentiation.

- $\int (x + 7) dx$
- $\int (13 - x) dx$
- $\int (x^5 + 1) dx$
- $\int (9x^8 - 2x - 6) dx$
- $\int (x^{3/2} + 2x + 1) dx$
- $\int \left(\sqrt{x} + \frac{1}{2\sqrt{x}}\right) dx$

- $\int \sqrt[3]{x^2} dx$
- $\int (\sqrt[4]{x^3} + 1) dx$
- $\int \frac{1}{x^5} dx$
- $\int \left(2 - \frac{3}{x^{10}}\right) dx$
- $\int \frac{x + 6}{\sqrt{x}} dx$
- $\int \frac{x^4 - 3x^2 + 5}{x^4} dx$
- $\int (x + 1)(3x - 2) dx$
- $\int (4t^2 + 3)^2 dt$
- $\int (5 \cos x + 4 \sin x) dx$
- $\int (\sin x - 6 \cos x) dx$
- $\int (\csc x \cot x - 2x) dx$
- $\int (\theta^2 + \sec^2 \theta) d\theta$
- $\int (\sec^2 \theta - \sin \theta) d\theta$
- $\int (\sec y)(\tan y - \sec y) dy$
- $\int (\tan^2 y + 1) dy$
- $\int (4x - \csc^2 x) dx$



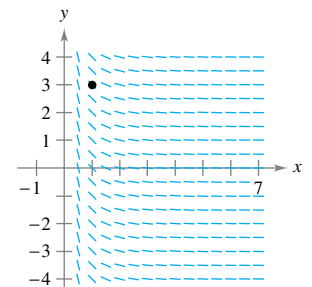
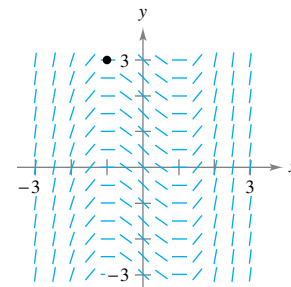
**Finding a Particular Solution** In Exercises 37–44, find the particular solution of the differential equation that satisfies the initial condition(s).

- $f'(x) = 6x, f(0) = 8$
- $g'(x) = 4x^2, g(-1) = 3$
- $h'(x) = 7x^6 + 5, h(1) = -1$
- $f'(s) = 10s - 12s^3, f(3) = 2$
- $f''(x) = 2, f'(2) = 5, f(2) = 10$
- $f''(x) = 3x^2, f'(-1) = -2, f(2) = 3$
- $f''(x) = x^{-3/2}, f'(4) = 2, f(0) = 0$
- $f''(x) = \sin x, f'(0) = 1, f(0) = 6$



**Slope Field** In Exercises 45 and 46, a differential equation, a point, and a slope field are given. A *slope field* (or *direction field*) consists of line segments with slopes given by the differential equation. These line segments give a visual perspective of the slopes of the solutions of the differential equation. (a) Sketch two approximate solutions of the differential equation on the slope field, one of which passes through the indicated point. (To print an enlarged copy of the graph, go to [MathGraphs.com](http://MathGraphs.com).) (b) Use integration and the given point to find the particular solution of the differential equation and use a graphing utility to graph the solution. Compare the result with the sketch in part (a) that passes through the given point.

- $\frac{dy}{dx} = x^2 - 1, (-1, 3)$
- $\frac{dy}{dx} = -\frac{1}{x^2}, x > 0, (1, 3)$



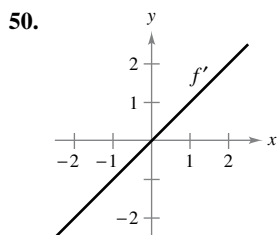
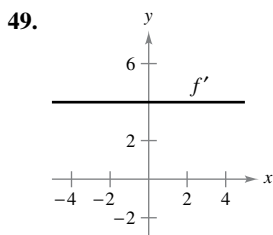
**Slope Field** In Exercises 47 and 48, (a) use a graphing utility to graph a slope field for the differential equation, (b) use integration and the given point to find the particular solution of the differential equation, and (c) graph the particular solution and the slope field in the same viewing window.

47.  $\frac{dy}{dx} = 2x, (-2, -2)$

48.  $\frac{dy}{dx} = 2\sqrt{x}, (4, 12)$

**EXPLORING CONCEPTS**

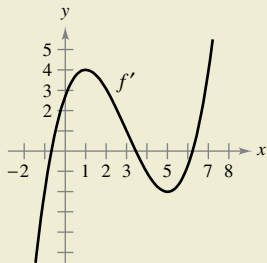
**Sketching a Graph** In Exercises 49 and 50, the graph of the derivative of a function is given. Sketch the graphs of two functions that have the given derivative. (There is more than one correct answer.) To print an enlarged copy of the graph, go to *MathGraphs.com*.



51. **Comparing Functions** Consider  $f(x) = \tan^2 x$  and  $g(x) = \sec^2 x$ . What do you notice about the derivatives of  $f$  and  $g$ ? What can you conclude about the relationship between  $f$  and  $g$ ?



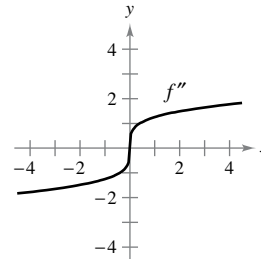
52. **HOW DO YOU SEE IT?** Use the graph of  $f'$  shown in the figure to answer the following.



- (a) Approximate the slope of  $f$  at  $x = 4$ . Explain.
- (b) Is  $f(5) - f(4) > 0$ ? Explain.
- (c) Approximate the value of  $x$  where  $f$  is maximum. Explain.
- (d) Approximate any open intervals on which the graph of  $f$  is concave upward and any open intervals on which it is concave downward. Approximate the  $x$ -coordinates of any points of inflection.

53. **Horizontal Tangent** Find a function  $f$  such that the graph of  $f$  has a horizontal tangent at  $(2, 0)$  and  $f''(x) = 2x$ .

54. **Sketching Graphs** The graphs of  $f$  and  $f'$  each pass through the origin. Use the graph of  $f''$  shown in the figure to sketch the graphs of  $f$  and  $f'$ . To print an enlarged copy of the graph, go to *MathGraphs.com*.



55. **Tree Growth** An evergreen nursery usually sells a certain type of shrub after 6 years of growth and shaping. The growth rate during those 6 years is approximated by  $dh/dt = 1.5t + 5$ , where  $t$  is the time in years and  $h$  is the height in centimeters. The seedlings are 12 centimeters tall when planted ( $t = 0$ ).

- (a) Find the height after  $t$  years.
- (b) How tall are the shrubs when they are sold?

56. **Population Growth** The rate of growth  $dP/dt$  of a population of bacteria is proportional to the square root of  $t$ , where  $P$  is the population size and  $t$  is the time in days ( $0 \leq t \leq 10$ ). That is,

$$\frac{dP}{dt} = k\sqrt{t}.$$

The initial size of the population is 500. After 1 day, the population has grown to 600. Estimate the population after 7 days.

**Vertical Motion** In Exercises 57–59, assume the acceleration of the object is  $a(t) = -32$  feet per second per second. (Neglect air resistance.)

- 57. A ball is thrown vertically upward from a height of 6 feet with an initial velocity of 60 feet per second. How high will the ball go?
- 58. With what initial velocity must an object be thrown upward (from ground level) to reach the top of the Washington Monument (approximately 550 feet)?
- 59. A balloon, rising vertically with a velocity of 16 feet per second, releases a sandbag at the instant it is 64 feet above the ground.
  - (a) How many seconds after its release will the bag strike the ground?
  - (b) At what velocity will the bag hit the ground?

**Vertical Motion** In Exercises 60–62, assume the acceleration of the object is  $a(t) = -9.8$  meters per second per second. (Neglect air resistance.)

- 60. A baseball is thrown upward from a height of 2 meters with an initial velocity of 10 meters per second. Determine its maximum height.
- 61. With what initial velocity must an object be thrown upward (from a height of 2 meters) to reach a maximum height of 200 meters?

- • • • • **62. Grand Canyon** • • • • •

The Grand Canyon is 1800 meters deep at its deepest point. A rock is dropped from the rim above this point. How long will it take the rock to hit the canyon floor?



- 63. Lunar Gravity** On the moon, the acceleration of a free-falling object is  $a(t) = -1.6$  meters per second per second. A stone is dropped from a cliff on the moon and hits the surface of the moon 20 seconds later. How far did it fall? What was its velocity at impact?
- 64. Escape Velocity** The minimum velocity required for an object to escape Earth's gravitational pull is obtained from the solution of the equation

$$\int v \, dv = -GM \int \frac{1}{y^2} \, dy$$

where  $v$  is the velocity of the object projected from Earth,  $y$  is the distance from the center of Earth,  $G$  is the gravitational constant, and  $M$  is the mass of Earth. Show that  $v$  and  $y$  are related by the equation

$$v^2 = v_0^2 + 2GM \left( \frac{1}{y} - \frac{1}{R} \right)$$

where  $v_0$  is the initial velocity of the object and  $R$  is the radius of Earth.

**Rectilinear Motion** In Exercises 65–68, consider a particle moving along the  $x$ -axis, where  $x(t)$  is the position of the particle at time  $t$ ,  $x'(t)$  is its velocity, and  $x''(t)$  is its acceleration.

- 65.**  $x(t) = t^3 - 6t^2 + 9t - 2$ ,  $0 \leq t \leq 5$
- Find the velocity and acceleration of the particle.
  - Find the open  $t$ -intervals on which the particle is moving to the right.
  - Find the velocity of the particle when the acceleration is 0.
- 66.** Repeat Exercise 65 for the position function  $x(t) = (t - 1)(t - 3)^2$ ,  $0 \leq t \leq 5$ .
- 67.** A particle moves along the  $x$ -axis at a velocity of  $v(t) = 1/\sqrt{t}$ ,  $t > 0$ . At time  $t = 1$ , its position is  $x = 4$ . Find the acceleration and position functions for the particle.
- 68.** A particle, initially at rest, moves along the  $x$ -axis such that its acceleration at time  $t > 0$  is given by  $a(t) = \cos t$ . At time  $t = 0$ , its position is  $x = 3$ .
- Find the velocity and position functions for the particle.
  - Find the values of  $t$  for which the particle is at rest.
- 69. Acceleration** The maker of an automobile advertises that it takes 13 seconds to accelerate from 25 kilometers per hour to 80 kilometers per hour. Assume the acceleration is constant.
- Find the acceleration in meters per second per second.
  - Find the distance the car travels during the 13 seconds.

- 70. Deceleration** A car traveling at 45 miles per hour is brought to a stop, at constant deceleration, 132 feet from where the brakes are applied.
- How far has the car moved when its speed has been reduced to 30 miles per hour?
  - How far has the car moved when its speed has been reduced to 15 miles per hour?
  - Draw the real number line from 0 to 132. Plot the points found in parts (a) and (b). What can you conclude?
- 71. Acceleration** At the instant the traffic light turns green, a car that has been waiting at an intersection starts with a constant acceleration of 6 feet per second per second. At the same instant, a truck traveling with a constant velocity of 30 feet per second passes the car.
- How far beyond its starting point will the car pass the truck?
  - How fast will the car be traveling when it passes the truck?
- 72. Acceleration** Assume that a fully loaded plane starting from rest has a constant acceleration while moving down a runway. The plane requires 0.7 mile of runway and a speed of 160 miles per hour in order to lift off. What is the plane's acceleration?

**True or False?** In Exercises 73–78, determine whether the statement is true or false. If it is false, explain why or give an example that shows it is false.

- 73.** The antiderivative of  $f(x)$  is unique.
- 74.** Each antiderivative of an  $n$ th-degree polynomial function is an  $(n + 1)$ th-degree polynomial function.
- 75.** If  $p(x)$  is a polynomial function, then  $p$  has exactly one antiderivative whose graph contains the origin.
- 76.** If  $F(x)$  and  $G(x)$  are antiderivatives of  $f(x)$ , then  $F(x) = G(x) + C$ .
- 77.** If  $f'(x) = g(x)$ , then  $\int g(x) \, dx = f(x) + C$ .
- 78.**  $\int f(x)g(x) \, dx = (\int f(x) \, dx)(\int g(x) \, dx)$
- 79. Proof** Let  $s(x)$  and  $c(x)$  be two functions satisfying  $s'(x) = c(x)$  and  $c'(x) = -s(x)$  for all  $x$ . If  $s(0) = 0$  and  $c(0) = 1$ , prove that  $[s(x)]^2 + [c(x)]^2 = 1$ .
- 80. Think About It** Find the general solution of  $f'(x) = -2x \sin x^2$ .

**PUTNAM EXAM CHALLENGE**

**81.** Suppose  $f$  and  $g$  are non-constant, differentiable, real-valued functions defined on  $(-\infty, \infty)$ . Furthermore, suppose that for each pair of real numbers  $x$  and  $y$ ,

$$f(x + y) = f(x)f(y) - g(x)g(y) \quad \text{and}$$

$$g(x + y) = f(x)g(y) + g(x)f(y).$$

If  $f'(0) = 0$ , prove that  $(f(x))^2 + (g(x))^2 = 1$  for all  $x$ .

This problem was composed by the Committee on the Putnam Prize Competition. © The Mathematical Association of America. All rights reserved.

## 4.2 Area

- Use sigma notation to write and evaluate a sum.
- Understand the concept of area.
- Approximate the area of a plane region.
- Find the area of a plane region using limits.

### Sigma Notation

In the preceding section, you studied antidifferentiation. In this section, you will look further into a problem introduced in Section 1.1—that of finding the area of a region in the plane. At first glance, these two ideas may seem unrelated, but you will discover in Section 4.4 that they are closely related by an extremely important theorem called the Fundamental Theorem of Calculus.

This section begins by introducing a concise notation for sums. This notation is called **sigma notation** because it uses the uppercase Greek letter sigma, written as  $\Sigma$ .

#### Sigma Notation

The sum of  $n$  terms  $a_1, a_2, a_3, \dots, a_n$  is written as

$$\sum_{i=1}^n a_i = a_1 + a_2 + a_3 + \dots + a_n$$

where  $i$  is the **index of summation**,  $a_i$  is the  **$i$ th term** of the sum, and the **upper and lower bounds of summation** are  $n$  and 1.



**REMARK** The upper and lower bounds must be constant with respect to the index of summation. However, the lower bound does not have to be 1. Any integer less than or equal to the upper bound is legitimate.

#### EXAMPLE 1

 Examples of Sigma Notation

- a.  $\sum_{i=1}^6 i = 1 + 2 + 3 + 4 + 5 + 6$
- b.  $\sum_{i=0}^5 (i + 1) = 1 + 2 + 3 + 4 + 5 + 6$
- c.  $\sum_{j=3}^7 j^2 = 3^2 + 4^2 + 5^2 + 6^2 + 7^2$
- d.  $\sum_{j=1}^5 \frac{1}{\sqrt{j}} = \frac{1}{\sqrt{1}} + \frac{1}{\sqrt{2}} + \frac{1}{\sqrt{3}} + \frac{1}{\sqrt{4}} + \frac{1}{\sqrt{5}}$
- e.  $\sum_{k=1}^n \frac{1}{n}(k^2 + 1) = \frac{1}{n}(1^2 + 1) + \frac{1}{n}(2^2 + 1) + \dots + \frac{1}{n}(n^2 + 1)$
- f.  $\sum_{i=1}^n f(x_i) \Delta x = f(x_1) \Delta x + f(x_2) \Delta x + \dots + f(x_n) \Delta x$

From parts (a) and (b), notice that the same sum can be represented in different ways using sigma notation. ■

Although any variable can be used as the index of summation,  $i$ ,  $j$ , and  $k$  are often used. Notice in Example 1 that the index of summation does not appear in the terms of the expanded sum.

**THE SUM OF THE FIRST 100 INTEGERS**

A teacher of Carl Friedrich Gauss (1777–1855) asked him to add all the integers from 1 to 100. When Gauss returned with the correct answer after only a few moments, the teacher could only look at him in astounded silence. This is what Gauss did.

$$\begin{array}{r} 1 + 2 + 3 + \cdots + 100 \\ 100 + 99 + 98 + \cdots + 1 \\ \hline 101 + 101 + 101 + \cdots + 101 \\ \hline \frac{100 \times 101}{2} = 5050 \end{array}$$

This is generalized by Theorem 4.2, Property 2, where

$$\sum_{i=1}^{100} i = \frac{100(101)}{2} = 5050.$$

The properties of summation shown below can be derived using the Associative and Commutative Properties of Addition and the Distributive Property of Addition over Multiplication. (In the first property,  $k$  is a constant.)

$$1. \sum_{i=1}^n ka_i = k \sum_{i=1}^n a_i \qquad 2. \sum_{i=1}^n (a_i \pm b_i) = \sum_{i=1}^n a_i \pm \sum_{i=1}^n b_i$$

The next theorem lists some useful formulas for sums of powers.

**THEOREM 4.2 Summation Formulas**

$$1. \sum_{i=1}^n c = cn, c \text{ is a constant} \qquad 2. \sum_{i=1}^n i = \frac{n(n+1)}{2}$$

$$3. \sum_{i=1}^n i^2 = \frac{n(n+1)(2n+1)}{6} \qquad 4. \sum_{i=1}^n i^3 = \frac{n^2(n+1)^2}{4}$$

A proof of this theorem is given in Appendix A.



**EXAMPLE 2 Evaluating a Sum**

Evaluate  $\sum_{i=1}^n \frac{i+1}{n^2}$  for  $n = 10, 100, 1000,$  and  $10,000$ .

**Solution**

$$\begin{aligned} \sum_{i=1}^n \frac{i+1}{n^2} &= \frac{1}{n^2} \sum_{i=1}^n (i+1) && \text{Factor the constant } 1/n^2 \text{ out of sum.} \\ &= \frac{1}{n^2} \left( \sum_{i=1}^n i + \sum_{i=1}^n 1 \right) && \text{Write as two sums.} \\ &= \frac{1}{n^2} \left[ \frac{n(n+1)}{2} + n \right] && \text{Apply Theorem 4.2.} \\ &= \frac{1}{n^2} \left[ \frac{n^2 + 3n}{2} \right] && \text{Simplify.} \\ &= \frac{n+3}{2n} && \text{Simplify.} \end{aligned}$$

Now you can evaluate the sum by substituting the appropriate values of  $n$ , as shown in the table below.

$n$	10	100	1000	10,000
$\sum_{i=1}^n \frac{i+1}{n^2} = \frac{n+3}{2n}$	0.65000	0.51500	0.50150	0.50015

**FOR FURTHER INFORMATION**

For a geometric interpretation of summation formulas, see the article “Looking at  $\sum_{k=1}^n k$  and  $\sum_{k=1}^n k^2$  Geometrically” by Eric Hegblom in *Mathematics Teacher*. To view this article, go to [MathArticles.com](http://MathArticles.com).

In the table, note that the sum appears to approach a limit as  $n$  increases. Although the discussion of limits at infinity in Section 3.5 applies to a variable  $x$ , where  $x$  can be any real number, many of the same results hold true for limits involving the variable  $n$ , where  $n$  is restricted to positive integer values. So, to find the limit of  $(n+3)/2n$  as  $n$  approaches infinity, you can write

$$\lim_{n \rightarrow \infty} \frac{n+3}{2n} = \lim_{n \rightarrow \infty} \left( \frac{n}{2n} + \frac{3}{2n} \right) = \lim_{n \rightarrow \infty} \left( \frac{1}{2} + \frac{3}{2n} \right) = \frac{1}{2} + 0 = \frac{1}{2}.$$

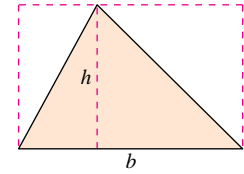
### Area

In Euclidean geometry, the simplest type of plane region is a rectangle. Although people often say that the *formula* for the area of a rectangle is

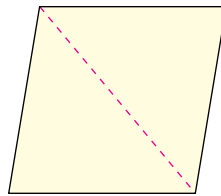
$$A = bh$$

it is actually more proper to say that this is the *definition* of the **area of a rectangle**.

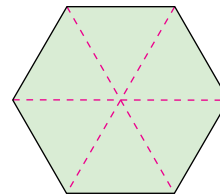
From this definition, you can develop formulas for the areas of many other plane regions. For example, to determine the area of a triangle, you can form a rectangle whose area is twice that of the triangle, as shown in Figure 4.5. Once you know how to find the area of a triangle, you can determine the area of any polygon by subdividing the polygon into triangular regions, as shown in Figure 4.6.



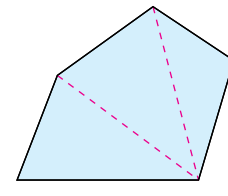
Triangle:  $A = \frac{1}{2}bh$   
**Figure 4.5**




Parallelogram  
**Figure 4.6**



Hexagon



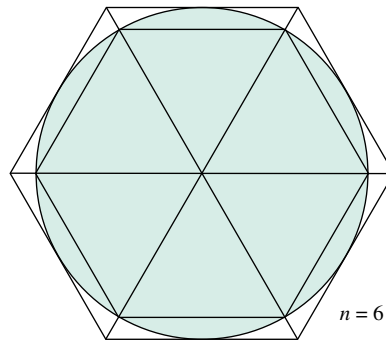
Polygon



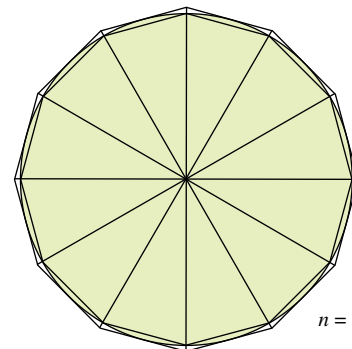
**ARCHIMEDES (287–212 B.C.)**  
 Archimedes used the method of exhaustion to derive formulas for the areas of ellipses, parabolic segments, and sectors of a spiral. He is considered to have been the greatest applied mathematician of antiquity.  
 See [LarsonCalculus.com](http://LarsonCalculus.com) to read more of this biography.

Finding the areas of regions other than polygons is more difficult. The ancient Greeks were able to determine formulas for the areas of some general regions (principally those bounded by conics) by the *exhaustion* method. The clearest description of this method was given by Archimedes. Essentially, the method is a limiting process in which the area is squeezed between two polygons—one inscribed in the region and one circumscribed about the region.

For instance, in Figure 4.7, the area of a circular region is approximated by an  $n$ -sided inscribed polygon and an  $n$ -sided circumscribed polygon. For each value of  $n$ , the area of the inscribed polygon is less than the area of the circle, and the area of the circumscribed polygon is greater than the area of the circle. Moreover, as  $n$  increases, the areas of both polygons become better and better approximations of the area of the circle.



$n = 6$



$n = 12$

The exhaustion method for finding the area of a circular region  
**Figure 4.7**

**FOR FURTHER INFORMATION**  
 For an alternative development of the formula for the area of a circle, see the article “Proof Without Words: Area of a Disk is  $\pi R^2$ ” by Russell Jay Hendel in *Mathematics Magazine*. To view this article, go to [MathArticles.com](http://MathArticles.com).

A process that is similar to that used by Archimedes to determine the area of a plane region is used in the remaining examples in this section.

Mary Evans Picture Library / Alamy Stock Photo

## The Area of a Plane Region

Recall from Section 1.1 that the origins of calculus are connected to two classic problems: the tangent line problem and the area problem. Example 3 begins the investigation of the area problem.

### EXAMPLE 3 Approximating the Area of a Plane Region

Use the five rectangles in Figures 4.8(a) and (b) to find *two* approximations of the area of the region lying between the graph of

$$f(x) = -x^2 + 5$$

and the  $x$ -axis between  $x = 0$  and  $x = 2$ .

#### Solution

a. The right endpoints of the five intervals are

$$\frac{2}{5}i \quad \text{Right endpoints}$$

where  $i = 1, 2, 3, 4, 5$ . The width of each rectangle is  $\frac{2}{5}$ , and the height of each rectangle can be obtained by evaluating  $f$  at the right endpoint of each interval.

$$\left[0, \frac{2}{5}\right], \left[\frac{2}{5}, \frac{4}{5}\right], \left[\frac{4}{5}, \frac{6}{5}\right], \left[\frac{6}{5}, \frac{8}{5}\right], \left[\frac{8}{5}, \frac{10}{5}\right]$$

↑            ↑            ↑            ↑            ↑  
Evaluate  $f$  at the right endpoints of these intervals.

The sum of the areas of the five rectangles is

$$\sum_{i=1}^5 \overbrace{f\left(\frac{2i}{5}\right)}^{\text{Height}} \overbrace{\left(\frac{2}{5}\right)}^{\text{Width}} = \sum_{i=1}^5 \left[-\left(\frac{2i}{5}\right)^2 + 5\right] \left(\frac{2}{5}\right) = \frac{162}{25} = 6.48.$$

Because each of the five rectangles lies inside the parabolic region, you can conclude that the area of the parabolic region is greater than 6.48.

b. The left endpoints of the five intervals are

$$\frac{2}{5}(i-1) \quad \text{Left endpoints}$$

where  $i = 1, 2, 3, 4, 5$ . The width of each rectangle is  $\frac{2}{5}$ , and the height of each rectangle can be obtained by evaluating  $f$  at the left endpoint of each interval. So, the sum is

$$\sum_{i=1}^5 \overbrace{f\left(\frac{2i-2}{5}\right)}^{\text{Height}} \overbrace{\left(\frac{2}{5}\right)}^{\text{Width}} = \sum_{i=1}^5 \left[-\left(\frac{2i-2}{5}\right)^2 + 5\right] \left(\frac{2}{5}\right) = \frac{202}{25} = 8.08.$$

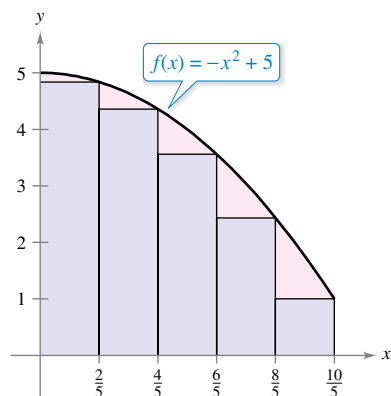
Because the parabolic region lies within the union of the five rectangular regions, you can conclude that the area of the parabolic region is less than 8.08.

By combining the results in parts (a) and (b), you can conclude that

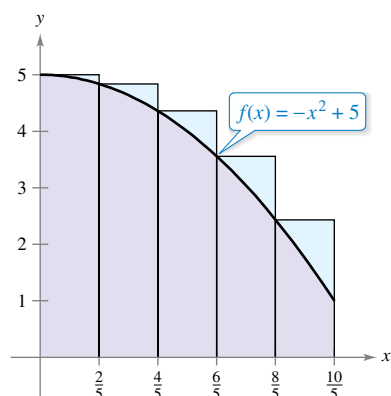
$$6.48 < (\text{Area of region}) < 8.08.$$

By increasing the number of rectangles used in Example 3, you can obtain closer and closer approximations of the area of the region. For instance, using 25 rectangles of width  $\frac{2}{25}$  each, you can conclude that

$$7.1712 < (\text{Area of region}) < 7.4912.$$



(a) The area of the parabolic region is greater than the area of the rectangles.



(b) The area of the parabolic region is less than the area of the rectangles.

Figure 4.8

### Finding Area by the Limit Definition

The procedure used in Example 3 can be generalized as follows. Consider a plane region bounded above by the graph of a nonnegative, continuous function

$$y = f(x)$$

as shown in Figure 4.9. The region is bounded below by the  $x$ -axis, and the left and right boundaries of the region are the vertical lines  $x = a$  and  $x = b$ .

To approximate the area of the region, begin by subdividing the interval  $[a, b]$  into  $n$  subintervals, each of width

$$\Delta x = \frac{b - a}{n}$$

as shown in Figure 4.10. The endpoints of the intervals are

$$\overbrace{a = x_0} \quad \overbrace{x_1} \quad \overbrace{x_2} \quad \overbrace{x_n = b} \\ a + 0(\Delta x) < a + 1(\Delta x) < a + 2(\Delta x) < \cdots < a + n(\Delta x).$$

Because  $f$  is continuous, the Extreme Value Theorem guarantees the existence of a minimum and a maximum value of  $f(x)$  in each subinterval.

$$f(m_i) = \text{Minimum value of } f(x) \text{ in } i\text{th subinterval}$$

$$f(M_i) = \text{Maximum value of } f(x) \text{ in } i\text{th subinterval}$$

Next, define an **inscribed rectangle** lying *inside* the  $i$ th subregion and a **circumscribed rectangle** extending *outside* the  $i$ th subregion. The height of the  $i$ th inscribed rectangle is  $f(m_i)$  and the height of the  $i$ th circumscribed rectangle is  $f(M_i)$ . For each  $i$ , the area of the inscribed rectangle is less than or equal to the area of the circumscribed rectangle.

$$\left( \begin{array}{c} \text{Area of inscribed} \\ \text{rectangle} \end{array} \right) = f(m_i) \Delta x \leq f(M_i) \Delta x = \left( \begin{array}{c} \text{Area of circumscribed} \\ \text{rectangle} \end{array} \right)$$

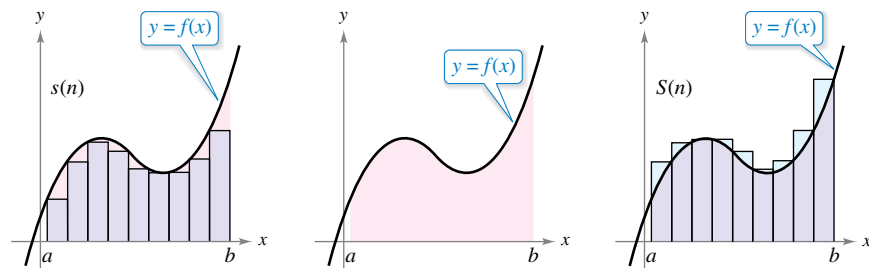
The sum of the areas of the inscribed rectangles is called a **lower sum**, and the sum of the areas of the circumscribed rectangles is called an **upper sum**.

$$\text{Lower sum} = s(n) = \sum_{i=1}^n f(m_i) \Delta x \quad \text{Area of inscribed rectangles}$$

$$\text{Upper sum} = S(n) = \sum_{i=1}^n f(M_i) \Delta x \quad \text{Area of circumscribed rectangles}$$

From Figure 4.11, you can see that the lower sum  $s(n)$  is less than or equal to the upper sum  $S(n)$ . Moreover, the actual area of the region lies between these two sums.

$$s(n) \leq (\text{Area of region}) \leq S(n)$$

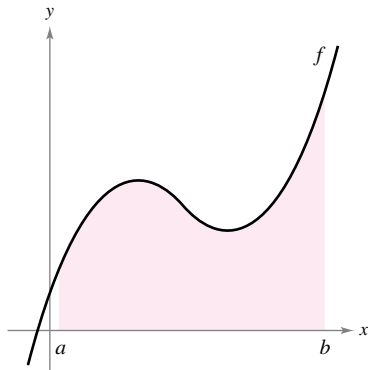


Area of inscribed rectangles is less than area of region.

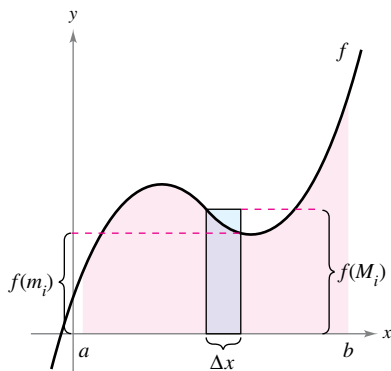
Area of region

Area of circumscribed rectangles is greater than area of region.

Figure 4.11



The region under a curve  
Figure 4.9



The interval  $[a, b]$  is divided into  $n$  subintervals of width  $\Delta x = \frac{b - a}{n}$ .

Figure 4.10



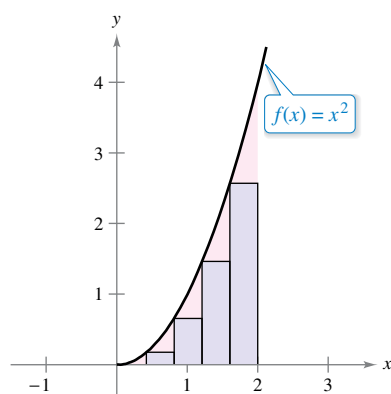
**EXAMPLE 4** Finding Upper and Lower Sums for a Region

Find the upper and lower sums for the region bounded by the graph of  $f(x) = x^2$  and the  $x$ -axis between  $x = 0$  and  $x = 2$ .

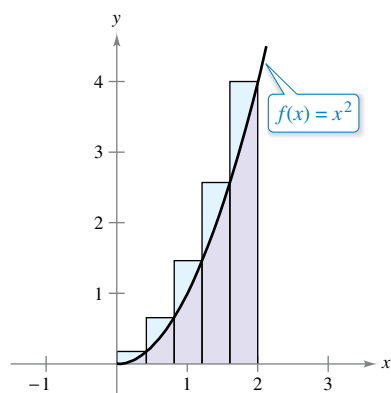
**Solution** To begin, partition the interval  $[0, 2]$  into  $n$  subintervals, each of width

$$\Delta x = \frac{b - a}{n} = \frac{2 - 0}{n} = \frac{2}{n}.$$

Figure 4.12 shows the endpoints of the subintervals and several inscribed and circumscribed rectangles. Because  $f$  is increasing on the interval  $[0, 2]$ , the minimum value on each subinterval occurs at the left endpoint, and the maximum value occurs at the right endpoint.



Inscribed rectangles



Circumscribed rectangles

**Figure 4.12****Left Endpoints**

$$m_i = 0 + (i - 1)\left(\frac{2}{n}\right) = \frac{2(i - 1)}{n}$$

**Right Endpoints**

$$M_i = 0 + i\left(\frac{2}{n}\right) = \frac{2i}{n}$$

Using the left endpoints, the lower sum is

$$\begin{aligned} s(n) &= \sum_{i=1}^n f(m_i) \Delta x \\ &= \sum_{i=1}^n f\left[\frac{2(i-1)}{n}\right] \left(\frac{2}{n}\right) \\ &= \sum_{i=1}^n \left[\frac{2(i-1)}{n}\right]^2 \left(\frac{2}{n}\right) \\ &= \sum_{i=1}^n \left(\frac{8}{n^3}\right) (i^2 - 2i + 1) \\ &= \frac{8}{n^3} \left( \sum_{i=1}^n i^2 - 2 \sum_{i=1}^n i + \sum_{i=1}^n 1 \right) \\ &= \frac{8}{n^3} \left\{ \frac{n(n+1)(2n+1)}{6} - 2 \left[ \frac{n(n+1)}{2} \right] + n \right\} \\ &= \frac{4}{3n^3} (2n^3 - 3n^2 + n) \\ &= \frac{8}{3} - \frac{4}{n} + \frac{4}{3n^2}. \quad \text{Lower sum} \end{aligned}$$

Using the right endpoints, the upper sum is

$$\begin{aligned} S(n) &= \sum_{i=1}^n f(M_i) \Delta x \\ &= \sum_{i=1}^n f\left(\frac{2i}{n}\right) \left(\frac{2}{n}\right) \\ &= \sum_{i=1}^n \left(\frac{2i}{n}\right)^2 \left(\frac{2}{n}\right) \\ &= \sum_{i=1}^n \left(\frac{8}{n^3}\right) i^2 \\ &= \frac{8}{n^3} \left[ \frac{n(n+1)(2n+1)}{6} \right] \\ &= \frac{4}{3n^3} (2n^3 + 3n^2 + n) \\ &= \frac{8}{3} + \frac{4}{n} + \frac{4}{3n^2}. \quad \text{Upper sum} \end{aligned}$$

**Exploration**

For the region given in Example 4, evaluate the lower sum

$$s(n) = \frac{8}{3} - \frac{4}{n} + \frac{4}{3n^2}$$

and the upper sum

$$S(n) = \frac{8}{3} + \frac{4}{n} + \frac{4}{3n^2}$$

for  $n = 10, 100,$  and  $1000$ . Use your results to determine the area of the region.

Example 4 illustrates some important things about lower and upper sums. First, notice that for any value of  $n$ , the lower sum is less than (or equal to) the upper sum.

$$s(n) = \frac{8}{3} - \frac{4}{n} + \frac{4}{3n^2} < \frac{8}{3} + \frac{4}{n} + \frac{4}{3n^2} = S(n)$$

Second, the difference between these two sums lessens as  $n$  increases. In fact, when you take the limits as  $n \rightarrow \infty$ , both the lower sum and the upper sum approach  $\frac{8}{3}$ .

$$\lim_{n \rightarrow \infty} s(n) = \lim_{n \rightarrow \infty} \left( \frac{8}{3} - \frac{4}{n} + \frac{4}{3n^2} \right) = \frac{8}{3} \quad \text{Lower sum limit}$$

and

$$\lim_{n \rightarrow \infty} S(n) = \lim_{n \rightarrow \infty} \left( \frac{8}{3} + \frac{4}{n} + \frac{4}{3n^2} \right) = \frac{8}{3} \quad \text{Upper sum limit}$$

The next theorem shows that the equivalence of the limits (as  $n \rightarrow \infty$ ) of the upper and lower sums is not mere coincidence. It is true for all functions that are continuous and nonnegative on the closed interval  $[a, b]$ . The proof of this theorem is best left to a course in advanced calculus.

**THEOREM 4.3 Limits of the Lower and Upper Sums**

Let  $f$  be continuous and nonnegative on the interval  $[a, b]$ . The limits as  $n \rightarrow \infty$  of both the lower and upper sums exist and are equal to each other. That is,

$$\begin{aligned} \lim_{n \rightarrow \infty} s(n) &= \lim_{n \rightarrow \infty} \sum_{i=1}^n f(m_i) \Delta x \\ &= \lim_{n \rightarrow \infty} \sum_{i=1}^n f(M_i) \Delta x \\ &= \lim_{n \rightarrow \infty} S(n) \end{aligned}$$

where  $\Delta x = (b - a)/n$  and  $f(m_i)$  and  $f(M_i)$  are the minimum and maximum values of  $f$  on the  $i$ th subinterval.

In Theorem 4.3, the same limit is attained for both the minimum value  $f(m_i)$  and the maximum value  $f(M_i)$ . So, it follows from the Squeeze Theorem (Theorem 1.8) that the choice of  $x$  in the  $i$ th subinterval does not affect the limit. This means that you are free to choose an *arbitrary*  $x$ -value in the  $i$ th subinterval, as shown in the *definition of the area of a region in the plane*.

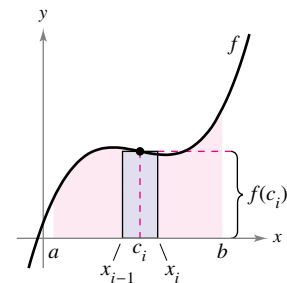
**Definition of the Area of a Region in the Plane**

Let  $f$  be continuous and nonnegative on the interval  $[a, b]$ . (See Figure 4.13.) The area of the region bounded by the graph of  $f$ , the  $x$ -axis, and the vertical lines  $x = a$  and  $x = b$  is

$$\text{Area} = \lim_{n \rightarrow \infty} \sum_{i=1}^n f(c_i) \Delta x$$

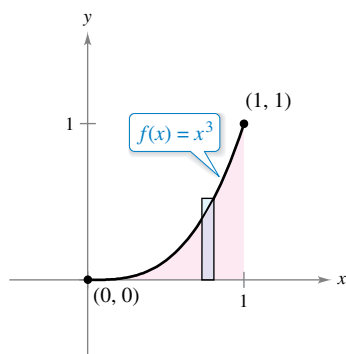
where  $x_{i-1} \leq c_i \leq x_i$  and

$$\Delta x = \frac{b - a}{n}$$



The width of the  $i$ th subinterval is  $\Delta x = x_i - x_{i-1}$ .

**Figure 4.13**

**EXAMPLE 5** Finding Area by the Limit Definition

The area of the region bounded by the graph of  $f$ , the  $x$ -axis,  $x = 0$ , and  $x = 1$  is  $\frac{1}{4}$ .

**Figure 4.14**

Find the area of the region bounded by the graph of  $f(x) = x^3$ , the  $x$ -axis, and the vertical lines  $x = 0$  and  $x = 1$ , as shown in Figure 4.14.

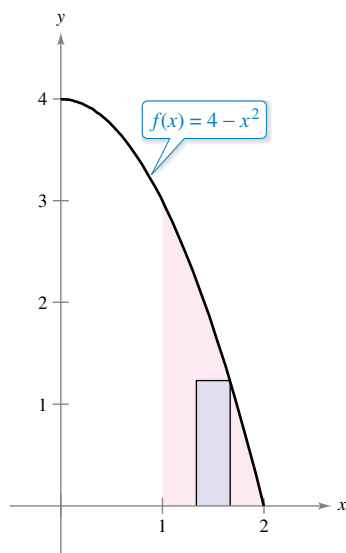
**Solution** Begin by noting that  $f$  is continuous and nonnegative on the interval  $[0, 1]$ . Next, partition the interval  $[0, 1]$  into  $n$  subintervals, each of width  $\Delta x = 1/n$ . According to the definition of area, you can choose any  $x$ -value in the  $i$ th subinterval. For this example, the right endpoints  $c_i = i/n$  are convenient.

$$\begin{aligned} \text{Area} &= \lim_{n \rightarrow \infty} \sum_{i=1}^n f(c_i) \Delta x \\ &= \lim_{n \rightarrow \infty} \sum_{i=1}^n \left(\frac{i}{n}\right)^3 \left(\frac{1}{n}\right) && \text{Right endpoints: } c_i = \frac{i}{n} \\ &= \lim_{n \rightarrow \infty} \frac{1}{n^4} \sum_{i=1}^n i^3 \\ &= \lim_{n \rightarrow \infty} \frac{1}{n^4} \left[ \frac{n^2(n+1)^2}{4} \right] \\ &= \lim_{n \rightarrow \infty} \left( \frac{1}{4} + \frac{1}{2n} + \frac{1}{4n^2} \right) \\ &= \frac{1}{4} \end{aligned}$$

The area of the region is  $\frac{1}{4}$ .

**EXAMPLE 6** Finding Area by the Limit Definition

⋯▶ See [LarsonCalculus.com](http://LarsonCalculus.com) for an interactive version of this type of example.



The area of the region bounded by the graph of  $f$ , the  $x$ -axis,  $x = 1$ , and  $x = 2$  is  $\frac{5}{3}$ .

**Figure 4.15**

Find the area of the region bounded by the graph of  $f(x) = 4 - x^2$ , the  $x$ -axis, and the vertical lines  $x = 1$  and  $x = 2$ , as shown in Figure 4.15.

**Solution** Note that the function  $f$  is continuous and nonnegative on the interval  $[1, 2]$ . So, begin by partitioning the interval into  $n$  subintervals, each of width  $\Delta x = 1/n$ . Choosing the right endpoint

$$c_i = a + i\Delta x = 1 + \frac{i}{n} \quad \text{Right endpoints}$$

of each subinterval, you obtain

$$\begin{aligned} \text{Area} &= \lim_{n \rightarrow \infty} \sum_{i=1}^n f(c_i) \Delta x \\ &= \lim_{n \rightarrow \infty} \sum_{i=1}^n \left[ 4 - \left(1 + \frac{i}{n}\right)^2 \right] \left(\frac{1}{n}\right) \\ &= \lim_{n \rightarrow \infty} \sum_{i=1}^n \left( 3 - \frac{2i}{n} - \frac{i^2}{n^2} \right) \left(\frac{1}{n}\right) \\ &= \lim_{n \rightarrow \infty} \left( \frac{1}{n} \sum_{i=1}^n 3 - \frac{2}{n^2} \sum_{i=1}^n i - \frac{1}{n^3} \sum_{i=1}^n i^2 \right) \\ &= \lim_{n \rightarrow \infty} \left[ 3 - \left(1 + \frac{1}{n}\right) - \left(\frac{1}{3} + \frac{1}{2n} + \frac{1}{6n^2}\right) \right] \\ &= 3 - 1 - \frac{1}{3} \\ &= \frac{5}{3} \end{aligned}$$

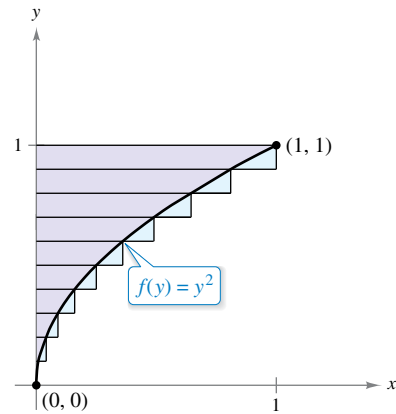
The area of the region is  $\frac{5}{3}$ .

The next example looks at a region that is bounded by the  $y$ -axis (rather than by the  $x$ -axis).

**EXAMPLE 7** A Region Bounded by the  $y$ -axis

Find the area of the region bounded by the graph of  $f(y) = y^2$  and the  $y$ -axis for  $0 \leq y \leq 1$ , as shown in Figure 4.16.

**Solution** When  $f$  is a continuous, nonnegative function of  $y$ , you can still use the same basic procedure shown in Examples 5 and 6. Begin by partitioning the interval  $[0, 1]$  into  $n$  subintervals, each of width  $\Delta y = 1/n$ . Then, using the upper endpoints  $c_i = i/n$ , you obtain



The area of the region bounded by the graph of  $f$  and the  $y$ -axis for  $0 \leq y \leq 1$  is  $\frac{1}{3}$ .

**Figure 4.16**

$$\begin{aligned} \text{Area} &= \lim_{n \rightarrow \infty} \sum_{i=1}^n f(c_i) \Delta y \\ &= \lim_{n \rightarrow \infty} \sum_{i=1}^n \left(\frac{i}{n}\right)^2 \left(\frac{1}{n}\right) && \text{Upper endpoints: } c_i = \frac{i}{n} \\ &= \lim_{n \rightarrow \infty} \frac{1}{n^3} \sum_{i=1}^n i^2 \\ &= \lim_{n \rightarrow \infty} \frac{1}{n^3} \left[ \frac{n(n+1)(2n+1)}{6} \right] \\ &= \lim_{n \rightarrow \infty} \left( \frac{1}{3} + \frac{1}{2n} + \frac{1}{6n^2} \right) \\ &= \frac{1}{3}. \end{aligned}$$

The area of the region is  $\frac{1}{3}$ .

**REMARK** You will study other approximation methods in Section 8.6. One of the methods, the Trapezoidal Rule, is similar to the Midpoint Rule.

In Examples 5, 6, and 7,  $c_i$  is chosen to be a value that is convenient for calculating the limit. Because each limit gives the exact area for *any*  $c_i$ , there is no need to find values that give good approximations when  $n$  is small. For an *approximation*, however, you should try to find a value of  $c_i$  that gives a good approximation of the area of the  $i$ th subregion. In general, a good value to choose is the midpoint of the interval,  $c_i = (x_{i-1} + x_i)/2$ , and apply the **Midpoint Rule**.

$$\text{Area} \approx \sum_{i=1}^n f\left(\frac{x_{i-1} + x_i}{2}\right) \Delta x. \quad \text{Midpoint Rule}$$

**EXAMPLE 8** Approximating Area with the Midpoint Rule

Use the Midpoint Rule with  $n = 4$  to approximate the area of the region bounded by the graph of  $f(x) = \sin x$  and the  $x$ -axis for  $0 \leq x \leq \pi$ , as shown in Figure 4.17.

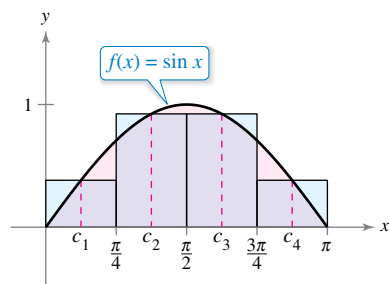
**Solution** For  $n = 4$ ,  $\Delta x = \pi/4$ . The midpoints of the subregions are shown below.

$$\begin{aligned} c_1 &= \frac{0 + (\pi/4)}{2} = \frac{\pi}{8} && c_2 = \frac{(\pi/4) + (\pi/2)}{2} = \frac{3\pi}{8} \\ c_3 &= \frac{(\pi/2) + (3\pi/4)}{2} = \frac{5\pi}{8} && c_4 = \frac{(3\pi/4) + \pi}{2} = \frac{7\pi}{8} \end{aligned}$$

So, the area is approximated by

$$\text{Area} \approx \sum_{i=1}^n f(c_i) \Delta x = \sum_{i=1}^4 (\sin c_i) \left(\frac{\pi}{4}\right) = \frac{\pi}{4} \left( \sin \frac{\pi}{8} + \sin \frac{3\pi}{8} + \sin \frac{5\pi}{8} + \sin \frac{7\pi}{8} \right)$$

which is about 2.052.



The area of the region bounded by the graph of  $f(x) = \sin x$  and the  $x$ -axis for  $0 \leq x \leq \pi$  is about 2.052.

**Figure 4.17**

# 4.2 Exercises

See [CalcChat.com](http://CalcChat.com) for tutorial help and worked-out solutions to odd-numbered exercises.

### CONCEPT CHECK

- 1. Sigma Notation** What are the index of summation, the upper bound of summation, and the lower bound of summation for  $\sum_{i=3}^8 (i - 4)$ ?
- 2. Sums** What is the value of  $n$ ?  
 (a)  $\sum_{i=1}^n i = \frac{5(5 + 1)}{2}$  (b)  $\sum_{i=1}^n i^2 = \frac{20(20 + 1)[2(20) + 1]}{6}$
- 3. Upper and Lower Sums** In your own words and using appropriate figures, describe the methods of upper sums and lower sums in approximating the area of a region.
- 4. Finding Area by the Limit Definition** Explain how to find the area of a plane region using limits.



**Finding a Sum** In Exercises 5–10, find the sum by adding each term together. Use the summation capabilities of a graphing utility to verify your result.

- $\sum_{i=1}^6 (3i + 2)$
- $\sum_{k=3}^9 (k^2 + 1)$
- $\sum_{k=0}^4 \frac{1}{k^2 + 1}$
- $\sum_{j=2}^5 \frac{1}{2j}$
- $\sum_{k=0}^7 c$
- $\sum_{i=1}^4 [(i - 1)^2 + (i + 1)^3]$

**Using Sigma Notation** In Exercises 11–16, use sigma notation to write the sum.

- $\frac{1}{5(1)} + \frac{1}{5(2)} + \frac{1}{5(3)} + \cdots + \frac{1}{5(11)}$
- $\frac{6}{2+1} + \frac{6}{2+2} + \frac{6}{2+3} + \cdots + \frac{6}{2+11}$
- $\left[7\left(\frac{1}{6}\right) + 5\right] + \left[7\left(\frac{2}{6}\right) + 5\right] + \cdots + \left[7\left(\frac{6}{6}\right) + 5\right]$
- $\left[1 - \left(\frac{1}{4}\right)^2\right] + \left[1 - \left(\frac{2}{4}\right)^2\right] + \cdots + \left[1 - \left(\frac{4}{4}\right)^2\right]$
- $\left[\left(\frac{2}{n}\right)^3 - \frac{2}{n}\right]\left(\frac{2}{n}\right) + \cdots + \left[\left(\frac{2n}{n}\right)^3 - \frac{2n}{n}\right]\left(\frac{2}{n}\right)$
- $\left[2\left(1 + \frac{3}{n}\right)^2\right]\left(\frac{3}{n}\right) + \cdots + \left[2\left(1 + \frac{3n}{n}\right)^2\right]\left(\frac{3}{n}\right)$



**Evaluating a Sum** In Exercises 17–24, use the properties of summation and Theorem 4.2 to evaluate the sum. Use the summation capabilities of a graphing utility to verify your result.

- $\sum_{i=1}^{12} 7$
- $\sum_{i=1}^{20} -8$
- $\sum_{i=1}^{24} 4i$
- $\sum_{i=1}^{16} (5i - 4)$
- $\sum_{i=1}^{20} (i - 1)^2$
- $\sum_{i=1}^{10} (i^2 - 1)$

23.  $\sum_{i=1}^7 i(i + 3)^2$

24.  $\sum_{i=1}^{25} (i^3 - 2i)$



**Evaluating a Sum** In Exercises 25–28, use the summation formulas to rewrite the expression without the summation notation. Use the result to find the sums for  $n = 10, 100, 1000,$  and  $10,000$ .

25.  $\sum_{i=1}^n \frac{2i + 1}{n^2}$

26.  $\sum_{j=1}^n \frac{7j + 4}{n^2}$

27.  $\sum_{k=1}^n \frac{6k(k - 1)}{n^3}$

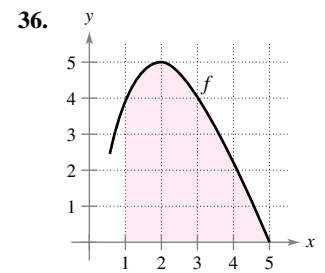
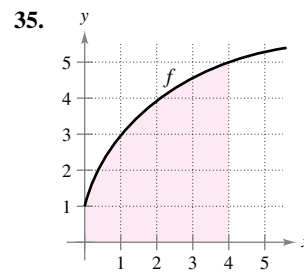
28.  $\sum_{i=1}^n \frac{2i^3 - 3i}{n^4}$



**Approximating the Area of a Plane Region** In Exercises 29–34, use left and right endpoints and the given number of rectangles to find two approximations of the area of the region between the graph of the function and the  $x$ -axis over the given interval.

- $f(x) = 2x + 5, [0, 2], 4$  rectangles
- $f(x) = 9 - x, [2, 4], 6$  rectangles
- $g(x) = 2x^2 - x - 1, [2, 5], 6$  rectangles
- $g(x) = x^2 + 1, [1, 3], 8$  rectangles
- $f(x) = \cos x, \left[0, \frac{\pi}{2}\right], 4$  rectangles
- $g(x) = \sin x, [0, \pi], 6$  rectangles

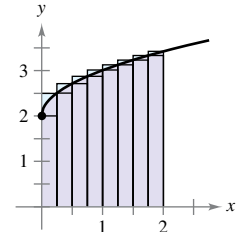
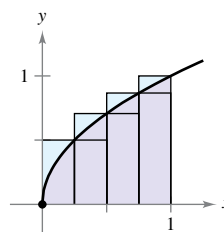
**Using Upper and Lower Sums** In Exercises 35 and 36, bound the area of the shaded region by approximating the upper and lower sums. Use rectangles of width 1.



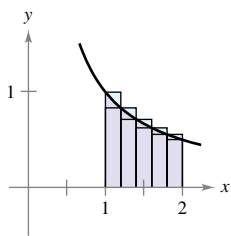
**Finding Upper and Lower Sums for a Region** In Exercises 37–40, use upper and lower sums to approximate the area of the region using the given number of subintervals (of equal width).

37.  $y = \sqrt{x}$

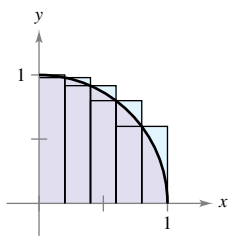
38.  $y = \sqrt{x} + 2$



39.  $y = \frac{1}{x}$



40.  $y = \sqrt{1 - x^2}$



**Finding Upper and Lower Sums for a Region** In Exercises 41–44, find the upper and lower sums for the region bounded by the graph of the function and the  $x$ -axis on the given interval. Leave your answer in terms of  $n$ , the number of subintervals.

- | Function             | Interval |
|----------------------|----------|
| 41. $f(x) = 3x$      | $[0, 4]$ |
| 42. $f(x) = 6 - 2x$  | $[1, 2]$ |
| 43. $f(x) = 5x^2$    | $[0, 1]$ |
| 44. $f(x) = 9 - x^2$ | $[0, 2]$ |
45. **Numerical Reasoning** Consider a triangle of area 2 bounded by the graphs of  $y = x$ ,  $y = 0$ , and  $x = 2$ .

- (a) Sketch the region.  
 (b) Divide the interval  $[0, 2]$  into  $n$  subintervals of equal width and show that the endpoints are

$$0 < 1\left(\frac{2}{n}\right) < \dots < (n-1)\left(\frac{2}{n}\right) < n\left(\frac{2}{n}\right).$$

- (c) Show that  $s(n) = \sum_{i=1}^n \left[ (i-1)\left(\frac{2}{n}\right) \right] \left(\frac{2}{n}\right)$ .  
 (d) Show that  $S(n) = \sum_{i=1}^n \left[ i\left(\frac{2}{n}\right) \right] \left(\frac{2}{n}\right)$ .  
 (e) Find  $s(n)$  and  $S(n)$  for  $n = 5, 10, 50$ , and 100.  
 (f) Show that  $\lim_{n \rightarrow \infty} s(n) = \lim_{n \rightarrow \infty} S(n) = 2$ .

46. **Numerical Reasoning** Consider a trapezoid of area 4 bounded by the graphs of  $y = x$ ,  $y = 0$ ,  $x = 1$ , and  $x = 3$ .

- (a) Sketch the region.  
 (b) Divide the interval  $[1, 3]$  into  $n$  subintervals of equal width and show that the endpoints are

$$1 < 1 + 1\left(\frac{2}{n}\right) < \dots < 1 + (n-1)\left(\frac{2}{n}\right) < 1 + n\left(\frac{2}{n}\right).$$

- (c) Show that  $s(n) = \sum_{i=1}^n \left[ 1 + (i-1)\left(\frac{2}{n}\right) \right] \left(\frac{2}{n}\right)$ .  
 (d) Show that  $S(n) = \sum_{i=1}^n \left[ 1 + i\left(\frac{2}{n}\right) \right] \left(\frac{2}{n}\right)$ .  
 (e) Find  $s(n)$  and  $S(n)$  for  $n = 5, 10, 50$ , and 100.  
 (f) Show that  $\lim_{n \rightarrow \infty} s(n) = \lim_{n \rightarrow \infty} S(n) = 4$ .



**Finding Area by the Limit Definition** In Exercises 47–56, use the limit process to find the area of the region bounded by the graph of the function and the  $x$ -axis over the given interval. Sketch the region.

47.  $y = -4x + 5$ ,  $[0, 1]$       48.  $y = 3x - 2$ ,  $[2, 5]$   
 49.  $y = x^2 + 2$ ,  $[0, 1]$       50.  $y = 5x^2 + 1$ ,  $[0, 2]$   
 51.  $y = 25 - x^2$ ,  $[1, 4]$       52.  $y = 4 - x^2$ ,  $[-2, 2]$   
 53.  $y = 27 - x^3$ ,  $[1, 3]$       54.  $y = 2x - x^3$ ,  $[0, 1]$   
 55.  $y = x^2 - x^3$ ,  $[-1, 1]$       56.  $y = 2x^3 - x^2$ ,  $[1, 2]$



**Finding Area by the Limit Definition** In Exercises 57–62, use the limit process to find the area of the region bounded by the graph of the function and the  $y$ -axis over the given  $y$ -interval. Sketch the region.

57.  $f(y) = 4y$ ,  $0 \leq y \leq 2$   
 58.  $g(y) = \frac{1}{2}y$ ,  $2 \leq y \leq 4$   
 59.  $f(y) = y^2$ ,  $0 \leq y \leq 5$   
 60.  $y = 3y - y^2$ ,  $2 \leq y \leq 3$   
 61.  $g(y) = 4y^2 - y^3$ ,  $1 \leq y \leq 3$   
 62.  $h(y) = y^3 + 1$ ,  $1 \leq y \leq 2$



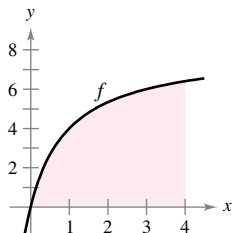
**Approximating Area with the Midpoint Rule** In Exercises 63–66, use the Midpoint Rule with  $n = 4$  to approximate the area of the region bounded by the graph of the function and the  $x$ -axis over the given interval.

63.  $f(x) = x^2 + 3$ ,  $[0, 2]$       64.  $f(x) = x^2 + 4x$ ,  $[0, 4]$   
 65.  $f(x) = \tan x$ ,  $\left[0, \frac{\pi}{4}\right]$       66.  $f(x) = \cos x$ ,  $\left[0, \frac{\pi}{2}\right]$

**EXPLORING CONCEPTS**

67. **Approximation** Determine which value best approximates the area of the region bounded by the graph of  $f(x) = 4 - x^2$  and the  $x$ -axis over the interval  $[0, 2]$ . Make your selection on the basis of a sketch of the region, not by performing calculations.  
 (a)  $-2$     (b)  $6$     (c)  $10$     (d)  $3$     (e)  $8$
68. **Approximation** A function is continuous, nonnegative, concave upward, and decreasing on the interval  $[0, a]$ . Does using the right endpoints of the subintervals produce an overestimate or an underestimate of the area of the region bounded by the function and the  $x$ -axis?
69. **Midpoint Rule** Explain why the Midpoint Rule almost always results in a better area approximation in comparison to the endpoint method.
70. **Midpoint Rule** Does the Midpoint Rule ever give the exact area between a function and the  $x$ -axis? Explain.

**71. Graphical Reasoning** Consider the region bounded by the graphs of  $f(x) = 8x/(x + 1)$ ,  $x = 0$ ,  $x = 4$ , and  $y = 0$ , as shown in the figure. To print an enlarged copy of the graph, go to *MathGraphs.com*.



- (a) Redraw the figure, and complete and shade the rectangles representing the lower sum when  $n = 4$ . Find this lower sum.
- (b) Redraw the figure, and complete and shade the rectangles representing the upper sum when  $n = 4$ . Find this upper sum.
- (c) Redraw the figure, and complete and shade the rectangles whose heights are determined by the function values at the midpoint of each subinterval when  $n = 4$ . Find this sum using the Midpoint Rule.
- (d) Verify the following formulas for approximating the area of the region using  $n$  subintervals of equal width.

Lower sum: 
$$s(n) = \sum_{i=1}^n f\left[\left(i - 1\right)\frac{4}{n}\right]\left(\frac{4}{n}\right)$$

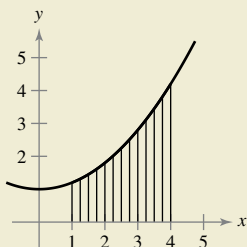
Upper sum: 
$$S(n) = \sum_{i=1}^n f\left[i\frac{4}{n}\right]\left(\frac{4}{n}\right)$$

Midpoint Rule: 
$$M(n) = \sum_{i=1}^n f\left[\left(i - \frac{1}{2}\right)\frac{4}{n}\right]\left(\frac{4}{n}\right)$$

- (e) Use a graphing utility to create a table of values of  $s(n)$ ,  $S(n)$ , and  $M(n)$  for  $n = 4, 8, 20, 100$ , and  $200$ .
- (f) Explain why  $s(n)$  increases and  $S(n)$  decreases for increasing values of  $n$ , as shown in the table in part (e).



**72. HOW DO YOU SEE IT?** The function shown in the graph below is increasing on the interval  $[1, 4]$ . The interval will be divided into 12 subintervals.



- (a) What are the left endpoints of the first and last subintervals?
- (b) What are the right endpoints of the first two subintervals?
- (c) When using the right endpoints, do the rectangles lie above or below the graph of the function?
- (d) What can you conclude about the heights of the rectangles when the function is constant on the given interval?

**True or False?** In Exercises 73 and 74, determine whether the statement is true or false. If it is false, explain why or give an example that shows it is false.

- 73. The sum of the first  $n$  positive integers is  $n(n + 1)/2$ .
- 74. If  $f$  is continuous and nonnegative on  $[a, b]$ , then the limits as  $n \rightarrow \infty$  of its lower sum  $s(n)$  and upper sum  $S(n)$  both exist and are equal.
- 75. **Writing** Use the figure to write a short paragraph explaining why the formula  $1 + 2 + \dots + n = \frac{1}{2}n(n + 1)$  is valid for all positive integers  $n$ .




Figure for 75

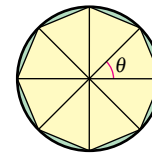


Figure for 76

- 76. **Graphical Reasoning** Consider an  $n$ -sided regular polygon inscribed in a circle of radius  $r$ . Join the vertices of the polygon to the center of the circle, forming  $n$  congruent triangles (see figure).
  - (a) Determine the central angle  $\theta$  in terms of  $n$ .
  - (b) Show that the area of each triangle is  $\frac{1}{2}r^2 \sin \theta$ .
  - (c) Let  $A_n$  be the sum of the areas of the  $n$  triangles. Find  $\lim_{n \rightarrow \infty} A_n$ .

**77. Seating Capacity**

A teacher places  $n$  seats to form the back row of a classroom layout. Each successive row contains two fewer seats than the preceding row. Find a formula for the number of seats used in the layout. (*Hint:* The number of seats in the layout depends on whether  $n$  is odd or even.)

**78. Proof** Prove each formula by mathematical induction. (You may need to review the method of proof by induction from a precalculus text.)

(a) 
$$\sum_{i=1}^n 2i = n(n + 1)$$
      (b) 
$$\sum_{i=1}^n i^3 = \frac{n^2(n + 1)^2}{4}$$

**PUTNAM EXAM CHALLENGE**

**79.** A dart, thrown at random, hits a square target. Assuming that any two parts of the target of equal area are equally likely to be hit, find the probability that the point hit is nearer to the center than to any edge. Write your answer in the form  $(a\sqrt{b} + c)/d$ , where  $a, b, c$ , and  $d$  are integers.

This problem was composed by the Committee on the Putnam Prize Competition. © The Mathematical Association of America. All rights reserved.

# 4.3 Riemann Sums and Definite Integrals

- Understand the definition of a Riemann sum.
- Evaluate a definite integral using limits and geometric formulas.
- Evaluate a definite integral using properties of definite integrals.

## Riemann Sums

In the definition of area given in Section 4.2, the partitions have subintervals of *equal width*. This was done only for computational convenience. The next example shows that it is not necessary to have subintervals of equal width.

### EXAMPLE 1 A Partition with Subintervals of Unequal Widths

Consider the region bounded by the graph of  $f(x) = \sqrt{x}$  and the  $x$ -axis for  $0 \leq x \leq 1$ , as shown in Figure 4.18. Evaluate the limit

$$\lim_{n \rightarrow \infty} \sum_{i=1}^n f(c_i) \Delta x_i$$

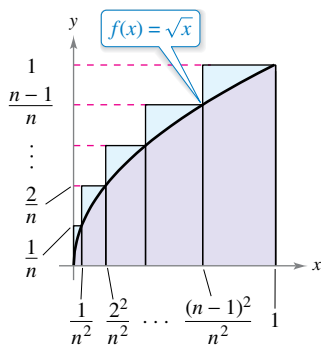
where  $c_i$  is the right endpoint of the partition given by  $c_i = i^2/n^2$  and  $\Delta x_i$  is the width of the  $i$ th interval.

**Solution** The width of the  $i$ th interval is

$$\begin{aligned} \Delta x_i &= \frac{i^2}{n^2} - \frac{(i-1)^2}{n^2} \\ &= \frac{i^2 - i^2 + 2i - 1}{n^2} \\ &= \frac{2i - 1}{n^2}. \end{aligned}$$

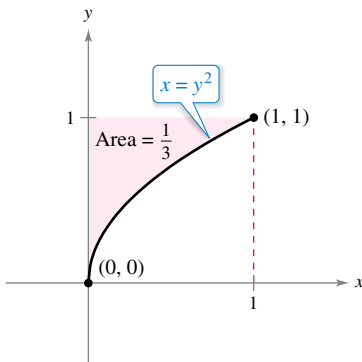
So, the limit is

$$\begin{aligned} \lim_{n \rightarrow \infty} \sum_{i=1}^n f(c_i) \Delta x_i &= \lim_{n \rightarrow \infty} \sum_{i=1}^n \sqrt{\frac{i^2}{n^2}} \left( \frac{2i - 1}{n^2} \right) \\ &= \lim_{n \rightarrow \infty} \frac{1}{n^3} \sum_{i=1}^n (2i^2 - i) \\ &= \lim_{n \rightarrow \infty} \frac{1}{n^3} \left[ 2 \left( \frac{n(n+1)(2n+1)}{6} \right) - \frac{n(n+1)}{2} \right] \\ &= \lim_{n \rightarrow \infty} \frac{4n^3 + 3n^2 - n}{6n^3} \\ &= \lim_{n \rightarrow \infty} \left( \frac{2}{3} + \frac{1}{2n} - \frac{1}{6n^2} \right) \\ &= \frac{2}{3}. \end{aligned}$$



The subintervals do not have equal widths.

**Figure 4.18**

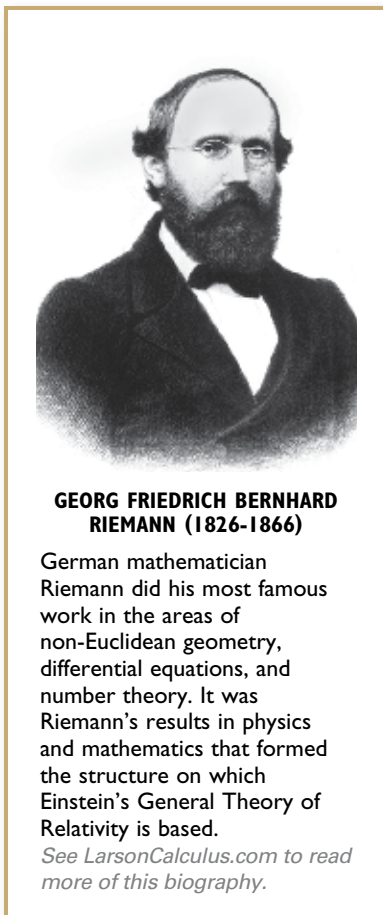


The area of the region bounded by the graph of  $x = y^2$  and the  $y$ -axis for  $0 \leq y \leq 1$  is  $\frac{1}{3}$ .

**Figure 4.19**

From Example 7 in Section 4.2, you know that the region shown in Figure 4.19 has an area of  $\frac{1}{3}$ . Because the square bounded by  $0 \leq x \leq 1$  and  $0 \leq y \leq 1$  has an area of 1, you can conclude that the area of the region shown in Figure 4.18 has an area of  $\frac{2}{3}$ . This agrees with the limit found in Example 1, even though that example used a partition having subintervals of unequal widths. The reason this particular partition gave the proper area is that as  $n$  increases, the *width of the largest subinterval approaches zero*. This is a key feature of the development of definite integrals.





In Section 4.2, the limit of a sum was used to define the area of a region in the plane. Finding area by this method is only one of *many* applications involving the limit of a sum. A similar approach can be used to determine quantities as diverse as arc lengths, average values, centroids, volumes, work, and surface areas. The next definition is named after Georg Friedrich Bernhard Riemann. Although the definite integral had been defined and used long before Riemann's time, he generalized the concept to cover a broader category of functions.

In the definition of a Riemann sum below, note that the function  $f$  has no restrictions other than being defined on the interval  $[a, b]$ . (In Section 4.2, the function  $f$  was assumed to be continuous and nonnegative because you were finding the area under a curve.)

**Definition of Riemann Sum**

Let  $f$  be defined on the closed interval  $[a, b]$ , and let  $\Delta$  be a partition of  $[a, b]$  given by

$$a = x_0 < x_1 < x_2 < \dots < x_{n-1} < x_n = b$$

where  $\Delta x_i$  is the width of the  $i$ th subinterval

$$[x_{i-1}, x_i]. \quad \text{\textit{ith subinterval}}$$

If  $c_i$  is *any* point in the  $i$ th subinterval, then the sum

$$\sum_{i=1}^n f(c_i) \Delta x_i, \quad x_{i-1} \leq c_i \leq x_i$$

is called a **Riemann sum** of  $f$  for the partition  $\Delta$ . (The sums in Section 4.2 are examples of Riemann sums, but there are more general Riemann sums than those covered there.)

The width of the largest subinterval of a partition  $\Delta$  is the **norm** of the partition and is denoted by  $\|\Delta\|$ . If every subinterval is of equal width, then the partition is **regular** and the norm is denoted by

$$\|\Delta\| = \Delta x = \frac{b - a}{n}. \quad \text{\textit{Regular partition}}$$

For a **general partition**, the norm is related to the number of subintervals of  $[a, b]$  in the following way.

$$\frac{b - a}{\|\Delta\|} \leq n \quad \text{\textit{General partition}}$$

So, the number of subintervals in a partition approaches infinity as the norm of the partition approaches 0. That is,  $\|\Delta\| \rightarrow 0$  implies that  $n \rightarrow \infty$ .

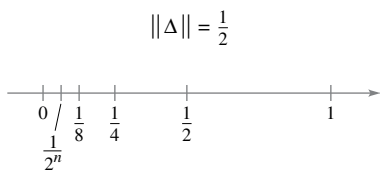
The converse of this statement is not true. For example, let  $\Delta_n$  be the partition of the interval  $[0, 1]$  given by

$$0 < \frac{1}{2^n} < \frac{1}{2^{n-1}} < \dots < \frac{1}{8} < \frac{1}{4} < \frac{1}{2} < 1.$$

As shown in Figure 4.20, for any positive value of  $n$ , the norm of the partition  $\Delta_n$  is  $\frac{1}{2}$ . So, letting  $n$  approach infinity does not force  $\|\Delta\|$  to approach 0. In a regular partition, however, the statements

$$\|\Delta\| \rightarrow 0 \quad \text{and} \quad n \rightarrow \infty$$

are equivalent.



$n \rightarrow \infty$  does not imply that  $\|\Delta\| \rightarrow 0$ .

**Figure 4.20**

Interfoto/Alamy Stock Photo

**FOR FURTHER INFORMATION**

For insight into the history of the definite integral, see the article “The Evolution of Integration” by A. Shenitzer and J. Steprāns in *The American Mathematical Monthly*. To view this article, go to *MathArticles.com*.

## Definite Integrals

To define the definite integral, consider the limit

$$\lim_{\|\Delta\| \rightarrow 0} \sum_{i=1}^n f(c_i) \Delta x_i = L.$$

To say that this limit exists means there exists a real number  $L$  such that for each  $\varepsilon > 0$ , there exists a  $\delta > 0$  such that for every partition with  $\|\Delta\| < \delta$ , it follows that

$$\left| L - \sum_{i=1}^n f(c_i) \Delta x_i \right| < \varepsilon$$

regardless of the choice of  $c_i$  in the  $i$ th subinterval of each partition  $\Delta$ .

### Definition of Definite Integral

If  $f$  is defined on the closed interval  $[a, b]$  and the limit of Riemann sums over partitions  $\Delta$

$$\lim_{\|\Delta\| \rightarrow 0} \sum_{i=1}^n f(c_i) \Delta x_i$$

exists (as described above), then  $f$  is said to be **integrable** on  $[a, b]$  and the limit is denoted by

$$\lim_{\|\Delta\| \rightarrow 0} \sum_{i=1}^n f(c_i) \Delta x_i = \int_a^b f(x) dx.$$

The limit is called the **definite integral** of  $f$  from  $a$  to  $b$ . The number  $a$  is the **lower limit** of integration, and the number  $b$  is the **upper limit** of integration.

It is not a coincidence that the notation for definite integrals is similar to that used for indefinite integrals. You will see why in the next section when the Fundamental Theorem of Calculus is introduced. For now, it is important to see that definite integrals and indefinite integrals are different concepts. A definite integral is a *number*, whereas an indefinite integral is a *family of functions*.

Though Riemann sums were defined for functions with very few restrictions, a sufficient condition for a function  $f$  to be integrable on  $[a, b]$  is that it is continuous on  $[a, b]$ . A proof of this theorem is beyond the scope of this text.

### THEOREM 4.4 Continuity Implies Integrability

If a function  $f$  is continuous on the closed interval  $[a, b]$ , then  $f$  is integrable on  $[a, b]$ . That is,  $\int_a^b f(x) dx$  exists.

### Exploration

**The Converse of Theorem 4.4** Is the converse of Theorem 4.4 true? That is, when a function is integrable, does it have to be continuous? Explain your reasoning and give examples.

Describe the relationships among continuity, differentiability, and integrability. Which is the strongest condition? Which is the weakest? Which conditions imply other conditions?



**REMARK** Later in this chapter, you will learn convenient methods for calculating  $\int_a^b f(x) dx$  for continuous functions. For now, you must use the limit definition.

**EXAMPLE 2** Evaluating a Definite Integral as a Limit

Evaluate the definite integral  $\int_{-2}^1 2x \, dx$ .

**Solution** The function  $f(x) = 2x$  is integrable on the interval  $[-2, 1]$  because it is continuous on  $[-2, 1]$ . Moreover, the definition of integrability implies that any partition whose norm approaches 0 can be used to determine the limit. For computational convenience, define  $\Delta$  by subdividing  $[-2, 1]$  into  $n$  subintervals of equal width

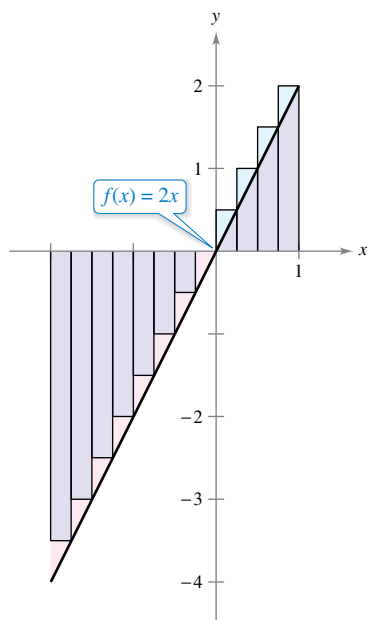
$$\Delta x_i = \Delta x = \frac{b - a}{n} = \frac{3}{n}.$$

Choosing  $c_i$  as the right endpoint of each subinterval produces

$$c_i = a + i(\Delta x) = -2 + \frac{3i}{n}.$$

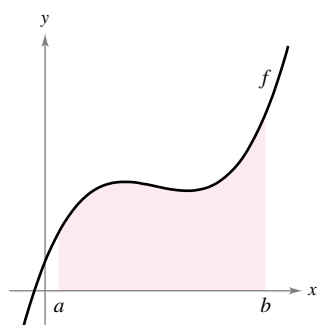
So, the definite integral is

$$\begin{aligned} \int_{-2}^1 2x \, dx &= \lim_{\|\Delta\| \rightarrow 0} \sum_{i=1}^n f(c_i) \Delta x_i \\ &= \lim_{n \rightarrow \infty} \sum_{i=1}^n f(c_i) \Delta x \\ &= \lim_{n \rightarrow \infty} \sum_{i=1}^n 2 \left( -2 + \frac{3i}{n} \right) \left( \frac{3}{n} \right) \\ &= \lim_{n \rightarrow \infty} \frac{6}{n} \sum_{i=1}^n \left( -2 + \frac{3i}{n} \right) \\ &= \lim_{n \rightarrow \infty} \frac{6}{n} \left( -2 \sum_{i=1}^n 1 + \frac{3}{n} \sum_{i=1}^n i \right) \\ &= \lim_{n \rightarrow \infty} \frac{6}{n} \left\{ -2n + \frac{3}{n} \left[ \frac{n(n+1)}{2} \right] \right\} \\ &= \lim_{n \rightarrow \infty} \left( -12 + 9 + \frac{9}{n} \right) \\ &= -3. \end{aligned}$$



Because the definite integral is negative, it does not represent the area of the region.

**Figure 4.21**



You can use a definite integral to find the area of the region bounded by the graph of  $f$ , the  $x$ -axis,  $x = a$ , and  $x = b$ .

**Figure 4.22**

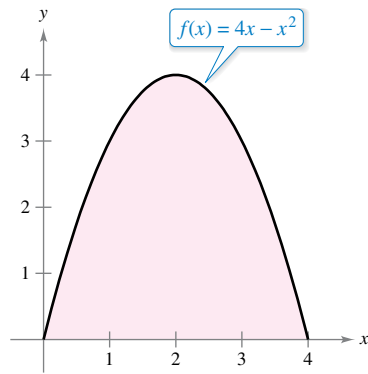
Because the definite integral in Example 2 is negative, it *does not* represent the area of the region shown in Figure 4.21. Definite integrals can be positive, negative, or zero. For a definite integral to be interpreted as an area (as defined in Section 4.2), the function  $f$  must be continuous and nonnegative on  $[a, b]$ , as stated in the next theorem. The proof of this theorem is straightforward—you simply use the definition of area given in Section 4.2, because it is a Riemann sum.

**THEOREM 4.5 The Definite Integral as the Area of a Region**

If  $f$  is continuous and nonnegative on the closed interval  $[a, b]$ , then the area of the region bounded by the graph of  $f$ , the  $x$ -axis, and the vertical lines  $x = a$  and  $x = b$  is

$$\text{Area} = \int_a^b f(x) \, dx.$$

(See Figure 4.22.)



$$\text{Area} = \int_0^4 (4x - x^2) dx$$

Figure 4.23

As an example of Theorem 4.5, consider the region bounded by the graph of

$$f(x) = 4x - x^2$$

and the  $x$ -axis, as shown in Figure 4.23. Because  $f$  is continuous and nonnegative on the closed interval  $[0, 4]$ , the area of the region is

$$\text{Area} = \int_0^4 (4x - x^2) dx.$$

A straightforward technique for evaluating a definite integral such as this will be discussed in Section 4.4. For now, however, you can evaluate a definite integral in two ways—you can use the limit definition *or* you can check to see whether the definite integral represents the area of a common geometric region, such as a rectangle, triangle, or semicircle.

### EXAMPLE 3 Areas of Common Geometric Figures

Sketch the region corresponding to each definite integral. Then evaluate each integral using a geometric formula.

- a.  $\int_1^3 4 dx$     b.  $\int_0^3 (x + 2) dx$     c.  $\int_{-2}^2 \sqrt{4 - x^2} dx$

**Solution** A sketch of each region is shown in Figure 4.24.

- a. This region is a rectangle of height 4 and width 2.

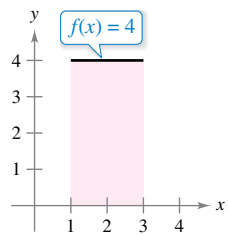
$$\int_1^3 4 dx = (\text{Area of rectangle}) = 4(2) = 8$$

- b. This region is a trapezoid with an altitude of 3 and parallel bases of lengths 2 and 5. The formula for the area of a trapezoid is  $\frac{1}{2}h(b_1 + b_2)$ .

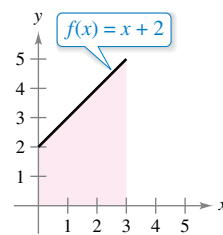
$$\int_0^3 (x + 2) dx = (\text{Area of trapezoid}) = \frac{1}{2}(3)(2 + 5) = \frac{21}{2}$$

- c. This region is a semicircle of radius 2. The formula for the area of a semicircle is  $\frac{1}{2}\pi r^2$ .

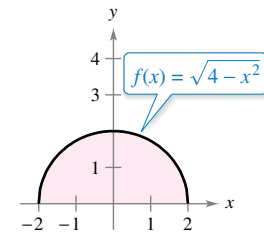
$$\int_{-2}^2 \sqrt{4 - x^2} dx = (\text{Area of semicircle}) = \frac{1}{2}\pi(2^2) = 2\pi$$



(a) Figure 4.24



(b)



(c)

The variable of integration in a definite integral is sometimes called a *dummy variable* because it can be replaced by any other variable without changing the value of the integral. For instance, the definite integrals

$$\int_0^3 (x + 2) dx \quad \text{and} \quad \int_0^3 (t + 2) dt$$

have the same value.

### Properties of Definite Integrals

The definition of the definite integral of  $f$  on the interval  $[a, b]$  specifies that  $a < b$ . Now, however, it is convenient to extend the definition to cover cases in which  $a = b$  or  $a > b$ . Geometrically, the next two definitions seem reasonable. For instance, it makes sense to define the area of a region of zero width and finite height to be 0.

**Definitions of Two Special Definite Integrals**

1. If  $f$  is defined at  $x = a$ , then  $\int_a^a f(x) dx = 0$ .
2. If  $f$  is integrable on  $[a, b]$ , then  $\int_b^a f(x) dx = -\int_a^b f(x) dx$ .

**EXAMPLE 4** Evaluating Definite Integrals

⋮⋮⋮▶ See [LarsonCalculus.com](http://LarsonCalculus.com) for an interactive version of this type of example.

Evaluate each definite integral.

a.  $\int_{\pi}^{\pi} \sin x dx$       b.  $\int_3^0 (x + 2) dx$

**Solution**

a. Because the sine function is defined at  $x = \pi$ , and the upper and lower limits of integration are equal, you can write

$$\int_{\pi}^{\pi} \sin x dx = 0.$$

b. The integral  $\int_3^0 (x + 2) dx$  is the same as that given in Example 3(b) except that the upper and lower limits are interchanged. Because the integral in Example 3(b) has a value of  $\frac{21}{2}$ , you can write

$$\int_3^0 (x + 2) dx = -\int_0^3 (x + 2) dx = -\frac{21}{2}.$$

In Figure 4.25, the larger region can be divided at  $x = c$  into two subregions whose intersection is a line segment. Because the line segment has zero area, it follows that the area of the larger region is equal to the sum of the areas of the two smaller regions.

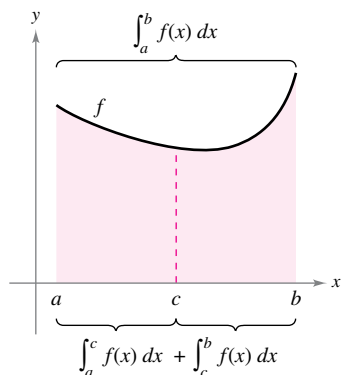


Figure 4.25

**THEOREM 4.6 Additive Interval Property**

If  $f$  is integrable on the three closed intervals determined by  $a$ ,  $b$ , and  $c$ , then

$$\int_a^b f(x) dx = \int_a^c f(x) dx + \int_c^b f(x) dx. \quad \text{See Figure 4.25.}$$

**EXAMPLE 5** Using the Additive Interval Property

$$\begin{aligned} \int_{-1}^1 |x| dx &= \int_{-1}^0 -x dx + \int_0^1 x dx \\ &= \frac{1}{2} + \frac{1}{2} \\ &= 1 \end{aligned}$$

Theorem 4.6

Area of a triangle

Because the definite integral is defined as the limit of a sum, it inherits the properties of summation given at the top of page 259.

**THEOREM 4.7 Properties of Definite Integrals**

If  $f$  and  $g$  are integrable on  $[a, b]$  and  $k$  is a constant, then the functions  $kf$  and  $f \pm g$  are integrable on  $[a, b]$ , and

1.  $\int_a^b kf(x) dx = k \int_a^b f(x) dx$
2.  $\int_a^b [f(x) \pm g(x)] dx = \int_a^b f(x) dx \pm \int_a^b g(x) dx.$



**REMARK** Property 2 of Theorem 4.7 can be extended to cover any finite number of functions (see Example 6).

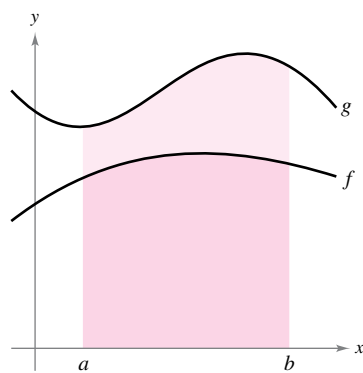
**EXAMPLE 6 Evaluation of a Definite Integral**

Evaluate  $\int_1^3 (-x^2 + 4x - 3) dx$  using each of the following values.

$$\int_1^3 x^2 dx = \frac{26}{3}, \quad \int_1^3 x dx = 4, \quad \int_1^3 dx = 2$$

**Solution**

$$\begin{aligned} \int_1^3 (-x^2 + 4x - 3) dx &= \int_1^3 (-x^2) dx + \int_1^3 4x dx + \int_1^3 (-3) dx \\ &= -\int_1^3 x^2 dx + 4\int_1^3 x dx - 3\int_1^3 dx \\ &= -\left(\frac{26}{3}\right) + 4(4) - 3(2) \\ &= \frac{4}{3} \end{aligned}$$



$$\int_a^b f(x) dx \leq \int_a^b g(x) dx$$

Figure 4.26

If  $f$  and  $g$  are continuous on the closed interval  $[a, b]$  and  $0 \leq f(x) \leq g(x)$  for  $a \leq x \leq b$ , then the following properties are true. First, the area of the region bounded by the graph of  $f$  and the  $x$ -axis (between  $a$  and  $b$ ) must be nonnegative. Second, this area must be less than or equal to the area of the region bounded by the graph of  $g$  and the  $x$ -axis (between  $a$  and  $b$ ), as shown in Figure 4.26. These two properties are generalized in Theorem 4.8.

**THEOREM 4.8 Preservation of Inequality**

1. If  $f$  is integrable and nonnegative on the closed interval  $[a, b]$ , then

$$0 \leq \int_a^b f(x) dx.$$

2. If  $f$  and  $g$  are integrable on the closed interval  $[a, b]$  and  $f(x) \leq g(x)$  for every  $x$  in  $[a, b]$ , then

$$\int_a^b f(x) dx \leq \int_a^b g(x) dx.$$

A proof of this theorem is given in Appendix A.



# 4.3 Exercises

See [CalcChat.com](http://CalcChat.com) for tutorial help and worked-out solutions to odd-numbered exercises.

### CONCEPT CHECK

- Riemann Sum** What does a Riemann sum represent?
- Definite Integral** Explain how to find the area of a region using a definite integral in your own words.



**Evaluating a Limit** In Exercises 3 and 4, use Example 1 as a model to evaluate the limit

$$\lim_{n \rightarrow \infty} \sum_{i=1}^n f(c_i) \Delta x_i$$

over the region bounded by the graphs of the equations.

- $f(x) = \sqrt{x}$ ,  $y = 0$ ,  $x = 0$ ,  $x = 3$  (Hint: Let  $c_i = \frac{3i^2}{n^2}$ .)
- $f(x) = \sqrt[3]{x}$ ,  $y = 0$ ,  $x = 0$ ,  $x = 1$  (Hint: Let  $c_i = \frac{i^3}{n^3}$ .)



**Evaluating a Definite Integral as a Limit** In Exercises 5–10, evaluate the definite integral by the limit definition.

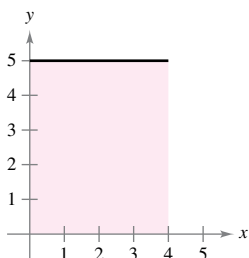
- $\int_2^6 8 \, dx$
- $\int_{-2}^3 x \, dx$
- $\int_{-1}^1 x^3 \, dx$
- $\int_1^4 4x^2 \, dx$
- $\int_1^2 (x^2 + 1) \, dx$
- $\int_{-2}^1 (2x^2 + 3) \, dx$

**Writing a Limit as a Definite Integral** In Exercises 11 and 12, write the limit as a definite integral on the given interval, where  $c_i$  is any point in the  $i$ th subinterval.

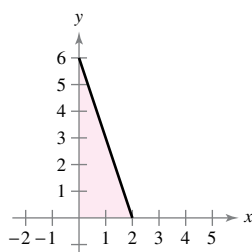
- | Limit  | Interval  |
|--|-----------|
| 11. $\lim_{\ \Delta\  \rightarrow 0} \sum_{i=1}^n (3c_i + 10) \Delta x_i$      | $[-1, 5]$ |
| 12. $\lim_{\ \Delta\  \rightarrow 0} \sum_{i=1}^n \sqrt{c_i^2 + 4} \Delta x_i$ | $[0, 3]$  |

**Writing a Definite Integral** In Exercises 13–22, write a definite integral that represents the area of the region. (Do not evaluate the integral.)

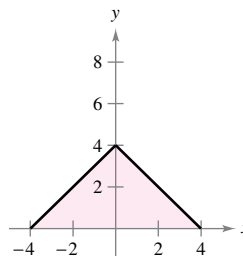
13.  $f(x) = 5$



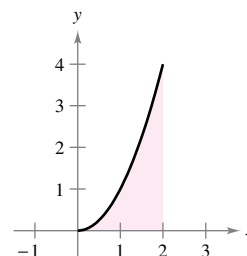
14.  $f(x) = 6 - 3x$



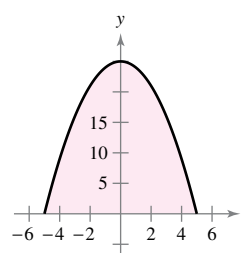
15.  $f(x) = 4 - |x|$



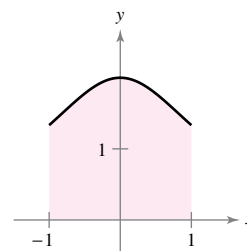
16.  $f(x) = x^2$



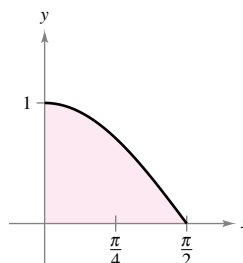
17.  $f(x) = 25 - x^2$



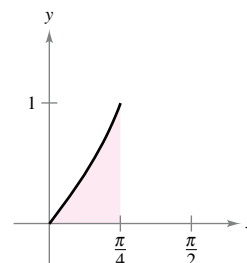
18.  $f(x) = \frac{4}{x^2 + 2}$



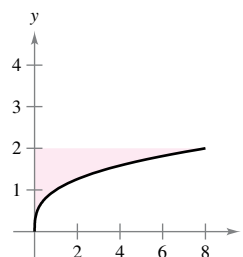
19.  $f(x) = \cos x$



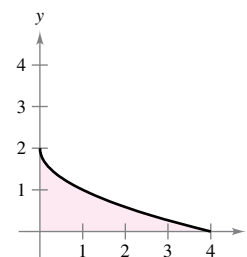
20.  $f(x) = \tan x$



21.  $g(y) = y^3$



22.  $f(y) = (y - 2)^2$



**Evaluating a Definite Integral Using a Geometric Formula** In Exercises 23–32, sketch the region whose area is given by the definite integral. Then use a geometric formula to evaluate the integral ( $a > 0, r > 0$ ).

23.  $\int_0^3 4 \, dx$

24.  $\int_{-3}^4 9 \, dx$

25.  $\int_0^4 x \, dx$

26.  $\int_0^8 \frac{x}{4} \, dx$

27.  $\int_0^2 (3x + 4) dx$       28.  $\int_0^3 (8 - 2x) dx$   
 29.  $\int_{-1}^1 (1 - |x|) dx$       30.  $\int_{-a}^a (a - |x|) dx$   
 31.  $\int_{-7}^7 \sqrt{49 - x^2} dx$       32.  $\int_{-r}^r \sqrt{r^2 - x^2} dx$



**Using Properties of Definite Integrals** In Exercises 33–40, evaluate the definite integral using the values below.

$$\int_2^6 x^3 dx = 320, \quad \int_2^6 x dx = 16, \quad \int_2^6 dx = 4$$

33.  $\int_6^2 x^3 dx$       34.  $\int_2^2 x dx$   
 35.  $\int_2^6 \frac{1}{4} x^3 dx$       36.  $\int_2^6 -3x dx$   
 37.  $\int_2^6 (x - 14) dx$       38.  $\int_2^6 \left(6x - \frac{1}{8}x^3\right) dx$   
 39.  $\int_2^6 (2x^3 - 10x + 7) dx$       40.  $\int_2^6 (21 - 5x - x^3) dx$

**41. Using Properties of Definite Integrals** Given

$$\int_0^5 f(x) dx = 10 \quad \text{and} \quad \int_5^7 f(x) dx = 3$$

evaluate

- (a)  $\int_0^7 f(x) dx.$       (b)  $\int_5^0 f(x) dx.$   
 (c)  $\int_5^5 f(x) dx.$       (d)  $\int_0^5 3f(x) dx.$

**42. Using Properties of Definite Integrals** Given

$$\int_0^3 f(x) dx = 4 \quad \text{and} \quad \int_3^6 f(x) dx = -1$$

evaluate

- (a)  $\int_0^6 f(x) dx.$       (b)  $\int_6^3 f(x) dx.$   
 (c)  $\int_3^3 f(x) dx.$       (d)  $\int_3^6 -5f(x) dx.$

**43. Using Properties of Definite Integrals** Given

$$\int_2^6 f(x) dx = 10 \quad \text{and} \quad \int_2^6 g(x) dx = -2$$

evaluate

- (a)  $\int_2^6 [f(x) + g(x)] dx.$   
 (b)  $\int_2^6 [g(x) - f(x)] dx.$   
 (c)  $\int_2^6 2g(x) dx.$   
 (d)  $\int_2^6 3f(x) dx.$

**44. Using Properties of Definite Integrals** Given

$$\int_{-1}^1 f(x) dx = 0 \quad \text{and} \quad \int_0^1 f(x) dx = 5$$

evaluate

- (a)  $\int_{-1}^0 f(x) dx.$       (b)  $\int_0^1 f(x) dx - \int_{-1}^0 f(x) dx.$   
 (c)  $\int_{-1}^1 3f(x) dx.$       (d)  $\int_0^1 3f(x) dx.$

**45. Estimating a Definite Integral** Use the table of values to find lower and upper estimates of

$$\int_0^{10} f(x) dx.$$

Assume that  $f$  is a decreasing function.

$x$	0	2	4	6	8	10
$f(x)$	32	24	12	-4	-20	-36

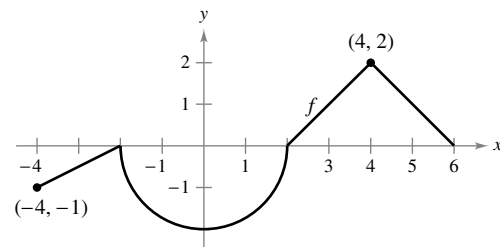
**46. Estimating a Definite Integral** Use the table of values to estimate

$$\int_0^6 f(x) dx.$$

Use three equal subintervals and the (a) left endpoints, (b) right endpoints, and (c) midpoints. When  $f$  is an increasing function, how does each estimate compare with the actual value? Explain your reasoning.

$x$	0	1	2	3	4	5	6
$f(x)$	-6	0	8	18	30	50	80

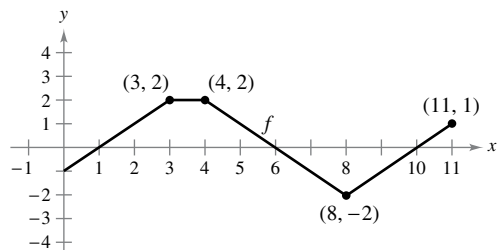
**47. Think About It** The graph of  $f$  consists of line segments and a semicircle, as shown in the figure. Evaluate each definite integral by using geometric formulas.



- (a)  $\int_0^2 f(x) dx$       (b)  $\int_2^6 f(x) dx$   
 (c)  $\int_{-4}^2 f(x) dx$   
 (d)  $\int_{-4}^6 f(x) dx$   
 (e)  $\int_{-4}^6 |f(x)| dx$   
 (f)  $\int_{-4}^6 [f(x) + 2] dx$



48. **Think About It** The graph of  $f$  consists of line segments, as shown in the figure. Evaluate each definite integral by using geometric formulas.



- (a)  $\int_0^1 -f(x) dx$       (b)  $\int_3^4 3f(x) dx$   
 (c)  $\int_0^7 f(x) dx$       (d)  $\int_5^{11} f(x) dx$   
 (e)  $\int_0^{11} f(x) dx$       (f)  $\int_4^{10} f(x) dx$

49. **Think About It** Consider a function  $f$  that is continuous on the interval  $[-5, 5]$  and for which

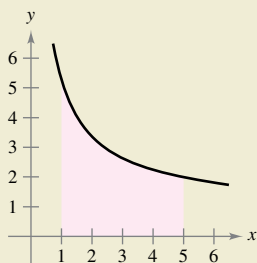
$$\int_0^5 f(x) dx = 4.$$

Evaluate each integral.

- (a)  $\int_0^5 [f(x) + 2] dx$       (b)  $\int_{-2}^3 f(x + 2) dx$   
 (c)  $\int_{-5}^5 f(x) dx$ ,  $f$  is even      (d)  $\int_{-5}^5 f(x) dx$ ,  $f$  is odd



50. **HOW DO YOU SEE IT?** Use the figure to fill in the blank with the symbol  $<$ ,  $>$ , or  $=$ . Explain your reasoning.



(a) The interval  $[1, 5]$  is partitioned into  $n$  subintervals of equal width  $\Delta x$ , and  $x_i$  is the left endpoint of the  $i$ th subinterval.

$$\sum_{i=1}^n f(x_i) \Delta x \quad \square \quad \int_1^5 f(x) dx$$

(b) The interval  $[1, 5]$  is partitioned into  $n$  subintervals of equal width  $\Delta x$ , and  $x_i$  is the right endpoint of the  $i$ th subinterval.

$$\sum_{i=1}^n f(x_i) \Delta x \quad \square \quad \int_1^5 f(x) dx$$

51. **Think About It** A function  $f$  is defined below. Use geometric formulas to find  $\int_0^8 f(x) dx$ .

$$f(x) = \begin{cases} 4, & x < 4 \\ x, & x \geq 4 \end{cases}$$

52. **Think About It** A function  $f$  is defined below. Use geometric formulas to find  $\int_0^{12} f(x) dx$ .

$$f(x) = \begin{cases} 6, & x > 6 \\ -\frac{1}{2}x + 9, & x \leq 6 \end{cases}$$

**EXPLORING CONCEPTS**

**Approximation** In Exercises 53 and 54, determine which value best approximates the definite integral. Make your selection on the basis of a sketch.

53.  $\int_0^4 \sqrt{x} dx$   
 (a) 5      (b) -3      (c) 10      (d) 2      (e) 8

54.  $\int_0^{1/2} 4 \cos \pi x dx$   
 (a) 4      (b)  $\frac{4}{3}$       (c) 16      (d)  $2\pi$       (e) -6

55. **Verifying a Rule** Use a graph to explain why

$$\int_a^a f(x) dx = 0$$

if  $f$  is defined at  $x = a$ .

56. **Verifying a Property** Use a graph to explain why

$$\int_a^b kf(x) dx = k \int_a^b f(x) dx$$

if  $f$  is integrable on  $[a, b]$  and  $k$  is a constant.

57. **Using Different Methods** Describe two ways to evaluate

$$\int_{-1}^3 (x + 2) dx.$$

Verify that each method gives the same result.

58. **Finding a Function** Give an example of a function that is integrable on the interval  $[-1, 1]$  but not continuous on  $[-1, 1]$ .

**Finding Values** In Exercises 59–62, find possible values of  $a$  and  $b$  that make the statement true. If possible, use a graph to support your answer. (There may be more than one correct answer.)

59.  $\int_{-2}^1 f(x) dx + \int_1^5 f(x) dx = \int_a^b f(x) dx$

60.  $\int_{-3}^3 f(x) dx + \int_3^6 f(x) dx - \int_a^b f(x) dx = \int_{-1}^6 f(x) dx$

61.  $\int_a^b \sin x dx < 0$

62.  $\int_a^b \cos x dx = 0$

**True or False?** In Exercises 63–68, determine whether the statement is true or false. If it is false, explain why or give an example that shows it is false.

63.  $\int_a^b [f(x) + g(x)] dx = \int_a^b f(x) dx + \int_a^b g(x) dx$

64.  $\int_a^b f(x)g(x) dx = \left[ \int_a^b f(x) dx \right] \left[ \int_a^b g(x) dx \right]$

65. If the norm of a partition approaches zero, then the number of subintervals approaches infinity.

66. If  $f$  is increasing on  $[a, b]$ , then the minimum value of  $f$  on  $[a, b]$  is  $f(a)$ .

67. The value of

$$\int_a^b f(x) dx$$

must be positive.

68. The value of

$$\int_2^2 \sin x^2 dx$$

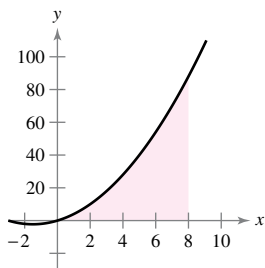
is 0.

69. **Finding a Riemann Sum** Find the Riemann sum for  $f(x) = x^2 + 3x$  over the interval  $[0, 8]$ , where

$$x_0 = 0, \quad x_1 = 1, \quad x_2 = 3, \quad x_3 = 7, \quad \text{and} \quad x_4 = 8$$

and where

$$c_1 = 1, \quad c_2 = 2, \quad c_3 = 5, \quad \text{and} \quad c_4 = 8.$$

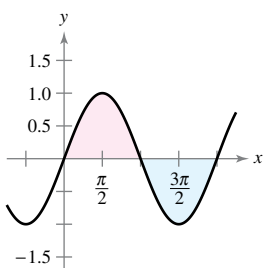


70. **Finding a Riemann Sum** Find the Riemann sum for  $f(x) = \sin x$  over the interval  $[0, 2\pi]$ , where

$$x_0 = 0, \quad x_1 = \frac{\pi}{4}, \quad x_2 = \frac{\pi}{3}, \quad x_3 = \pi, \quad \text{and} \quad x_4 = 2\pi$$

and where

$$c_1 = \frac{\pi}{6}, \quad c_2 = \frac{\pi}{3}, \quad c_3 = \frac{2\pi}{3}, \quad \text{and} \quad c_4 = \frac{3\pi}{2}.$$



71. **Proof** Prove that  $\int_a^b x dx = \frac{b^2 - a^2}{2}$ .

72. **Proof** Prove that  $\int_a^b x^2 dx = \frac{b^3 - a^3}{3}$ .

73. **Think About It** Determine whether the Dirichlet function

$$f(x) = \begin{cases} 1, & x \text{ is rational} \\ 0, & x \text{ is irrational} \end{cases}$$

is integrable on the interval  $[0, 1]$ . Explain.

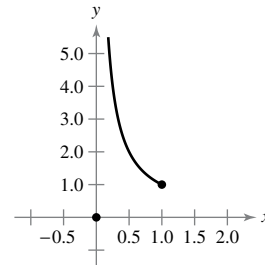
74. **Finding a Definite Integral** The function

$$f(x) = \begin{cases} 0, & x = 0 \\ \frac{1}{x}, & 0 < x \leq 1 \end{cases}$$

is defined on  $[0, 1]$ , as shown in the figure. Show that

$$\int_0^1 f(x) dx$$

does not exist. Does this contradict Theorem 4.4? Why or why not?



75. **Finding Values** Find the constants  $a$  and  $b$  that maximize the value of

$$\int_a^b (1 - x^2) dx.$$

Explain your reasoning.

76. **Finding Values** Find the constants  $a$  and  $b$ , where  $a < 4 < b$ , such that

$$\left| \int_a^b (x - 4) dx \right| = 16 \quad \text{and} \quad \int_a^b |x - 4| dx = 20.$$

77. **Think About It** When is

$$\int_a^b f(x) dx = \int_a^b |f(x)| dx?$$

Explain.

78. **Step Function** Evaluate, if possible, the integral

$$\int_0^2 \llbracket x \rrbracket dx.$$

79. **Using a Riemann Sum** Determine

$$\lim_{n \rightarrow \infty} \frac{1}{n^3} (1^2 + 2^2 + 3^2 + \cdots + n^2)$$

by using an appropriate Riemann sum.

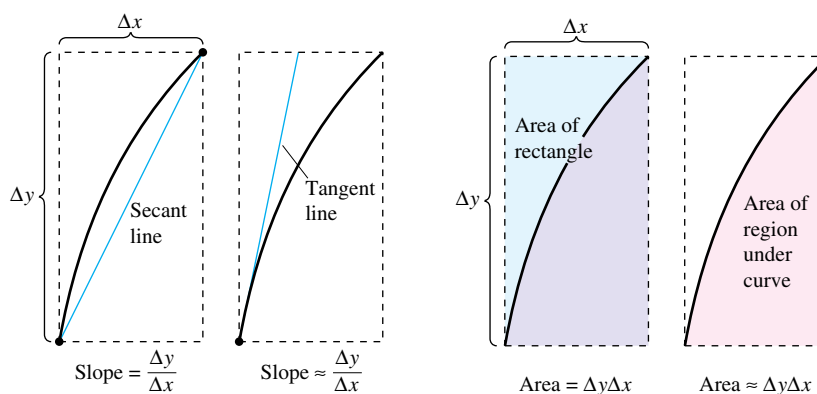
## 4.4 The Fundamental Theorem of Calculus

- Evaluate a definite integral using the Fundamental Theorem of Calculus.
- Understand and use the Mean Value Theorem for Integrals.
- Find the average value of a function over a closed interval.
- Understand and use the Second Fundamental Theorem of Calculus.
- Understand and use the Net Change Theorem.

### The Fundamental Theorem of Calculus

You have now been introduced to the two major branches of calculus: differential calculus (introduced with the tangent line problem) and integral calculus (introduced with the area problem). So far, these two problems might seem unrelated—but there is a very close connection. The connection was discovered independently by Isaac Newton and Gottfried Leibniz and is stated in the **Fundamental Theorem of Calculus**.

Informally, the theorem states that differentiation and (definite) integration are inverse operations, in the same sense that division and multiplication are inverse operations. To see how Newton and Leibniz might have anticipated this relationship, consider the approximations shown in Figure 4.27. The slope of the tangent line was defined using the *quotient*  $\Delta y/\Delta x$  (the slope of the secant line). Similarly, the area of a region under a curve was defined using the *product*  $\Delta y\Delta x$  (the area of a rectangle). So, at least in the primitive approximation stage, the operations of differentiation and definite integration appear to have an inverse relationship in the same sense that division and multiplication are inverse operations. The Fundamental Theorem of Calculus states that the limit processes (used to define the derivative and definite integral) preserve this inverse relationship.



(a) Differentiation

(b) Definite integration

Differentiation and definite integration have an “inverse” relationship.

**Figure 4.27**

#### ANTIDIFFERENTIATION AND DEFINITE INTEGRATION

Throughout this chapter, you have been using the integral sign to denote an antiderivative (a family of functions) and a definite integral (a number).

$$\text{Antidifferentiation: } \int f(x) \, dx \qquad \text{Definite integration: } \int_a^b f(x) \, dx$$

The use of the same symbol for both operations makes it appear that they are related. In the early work with calculus, however, it was not known that the two operations were related. The symbol  $\int$  was first applied to the definite integral by Leibniz and was derived from the letter  $S$ . (Leibniz calculated area as an infinite sum, thus, the letter  $S$ .)

**THEOREM 4.9 The Fundamental Theorem of Calculus**

If a function  $f$  is continuous on the closed interval  $[a, b]$  and  $F$  is an antiderivative of  $f$  on the interval  $[a, b]$ , then

$$\int_a^b f(x) dx = F(b) - F(a).$$



**Proof** The key to the proof is writing the difference  $F(b) - F(a)$  in a convenient form. Let  $\Delta$  be any partition of  $[a, b]$ .

$$a = x_0 < x_1 < x_2 < \cdots < x_{n-1} < x_n = b$$

By pairwise subtraction and addition of like terms, you can write

$$\begin{aligned} F(b) - F(a) &= F(x_n) - F(x_{n-1}) + F(x_{n-1}) - \cdots - F(x_1) + F(x_1) - F(x_0) \\ &= \sum_{i=1}^n [F(x_i) - F(x_{i-1})]. \end{aligned}$$

By the Mean Value Theorem, you know that there exists a number  $c_i$  in the  $i$ th subinterval such that

$$F'(c_i) = \frac{F(x_i) - F(x_{i-1})}{x_i - x_{i-1}}.$$

Because  $F'(c_i) = f(c_i)$ , you can let  $\Delta x_i = x_i - x_{i-1}$  and obtain

$$F(b) - F(a) = \sum_{i=1}^n f(c_i) \Delta x_i.$$

This important equation tells you that by repeatedly applying the Mean Value Theorem, you can always find a collection of  $c_i$ 's such that the *constant*  $F(b) - F(a)$  is a Riemann sum of  $f$  on  $[a, b]$  for any partition. Theorem 4.4 guarantees that the limit of Riemann sums over the partition with  $\|\Delta\| \rightarrow 0$  exists. So, taking the limit (as  $\|\Delta\| \rightarrow 0$ ) produces

$$F(b) - F(a) = \int_a^b f(x) dx. \quad \blacksquare$$

**GUIDELINES FOR USING THE FUNDAMENTAL THEOREM OF CALCULUS**

1. *Provided you can find* an antiderivative of  $f$ , you now have a way to evaluate a definite integral without having to use the limit of a sum.
2. When applying the Fundamental Theorem of Calculus, the notation shown below is convenient.

$$\int_a^b f(x) dx = F(x) \Big|_a^b = F(b) - F(a)$$

For instance, to evaluate  $\int_1^3 x^3 dx$ , you can write

$$\int_1^3 x^3 dx = \left. \frac{x^4}{4} \right|_1^3 = \frac{3^4}{4} - \frac{1^4}{4} = \frac{81}{4} - \frac{1}{4} = 20.$$

3. It is not necessary to include a constant of integration  $C$  in the antiderivative.

$$\int_a^b f(x) dx = \left[ F(x) + C \right]_a^b = [F(b) + C] - [F(a) + C] = F(b) - F(a)$$

**EXAMPLE 1** Evaluating a Definite Integral

•••▶ See *LarsonCalculus.com* for an interactive version of this type of example.

Evaluate each definite integral.

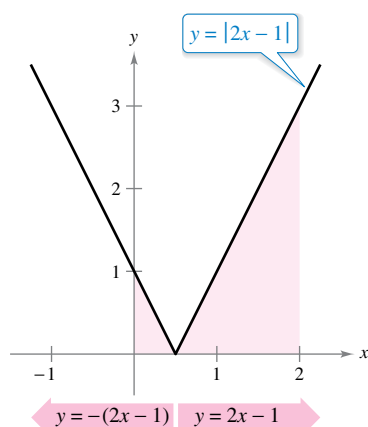
a.  $\int_1^2 (x^2 - 3) dx$     b.  $\int_1^4 3\sqrt{x} dx$     c.  $\int_0^{\pi/4} \sec^2 x dx$

**Solution**

a.  $\int_1^2 (x^2 - 3) dx = \left[ \frac{x^3}{3} - 3x \right]_1^2 = \left( \frac{8}{3} - 6 \right) - \left( \frac{1}{3} - 3 \right) = -\frac{2}{3}$

b.  $\int_1^4 3\sqrt{x} dx = 3 \int_1^4 x^{1/2} dx = 3 \left[ \frac{x^{3/2}}{3/2} \right]_1^4 = 2(4)^{3/2} - 2(1)^{3/2} = 14$

c.  $\int_0^{\pi/4} \sec^2 x dx = \tan x \Big|_0^{\pi/4} = 1 - 0 = 1$



The definite integral of  $y$  on  $[0, 2]$  is  $\frac{5}{2}$ .  
**Figure 4.28**

**EXAMPLE 2** A Definite Integral Involving Absolute Value

Evaluate  $\int_0^2 |2x - 1| dx$ .

**Solution** Using Figure 4.28 and the definition of absolute value, you can rewrite the integrand as shown.

$$|2x - 1| = \begin{cases} -(2x - 1), & x < \frac{1}{2} \\ 2x - 1, & x \geq \frac{1}{2} \end{cases}$$

From this, you can rewrite the integral in two parts.

$$\begin{aligned} \int_0^2 |2x - 1| dx &= \int_0^{1/2} -(2x - 1) dx + \int_{1/2}^2 (2x - 1) dx \\ &= \left[ -x^2 + x \right]_0^{1/2} + \left[ x^2 - x \right]_{1/2}^2 \\ &= \left( -\frac{1}{4} + \frac{1}{2} \right) - (0 + 0) + (4 - 2) - \left( \frac{1}{4} - \frac{1}{2} \right) \\ &= \frac{5}{2} \end{aligned}$$

**EXAMPLE 3** Using the Fundamental Theorem to Find Area

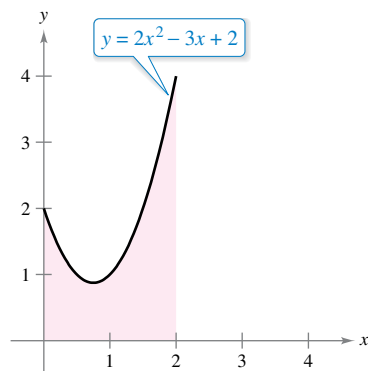
Find the area of the region bounded by the graph of

$$y = 2x^2 - 3x + 2$$

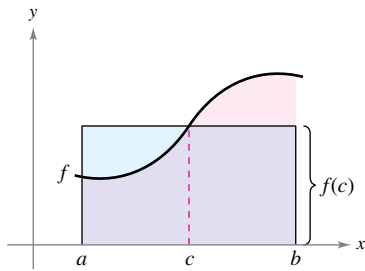
the  $x$ -axis, and the vertical lines  $x = 0$  and  $x = 2$ , as shown in Figure 4.29.

**Solution** Note that  $y > 0$  on the interval  $[0, 2]$ .

$$\begin{aligned} \text{Area} &= \int_0^2 (2x^2 - 3x + 2) dx && \text{Integrate between } x = 0 \text{ and } x = 2. \\ &= \left[ \frac{2x^3}{3} - \frac{3x^2}{2} + 2x \right]_0^2 && \text{Find antiderivative.} \\ &= \left( \frac{16}{3} - 6 + 4 \right) - (0 - 0 + 0) && \text{Apply Fundamental Theorem.} \\ &= \frac{10}{3} && \text{Simplify.} \end{aligned}$$



The area of the region bounded by the graph of  $y$ , the  $x$ -axis,  $x = 0$ , and  $x = 2$  is  $\frac{10}{3}$ .  
**Figure 4.29**



Mean value rectangle:

$$f(c)(b - a) = \int_a^b f(x) dx$$

Figure 4.30

## The Mean Value Theorem for Integrals

In Section 4.2, you saw that the area of a region under a curve is greater than the area of an inscribed rectangle and less than the area of a circumscribed rectangle. The Mean Value Theorem for Integrals states that somewhere “between” the inscribed and circumscribed rectangles, there is a rectangle whose area is precisely equal to the area of the region under the curve, as shown in Figure 4.30.

### THEOREM 4.10 Mean Value Theorem for Integrals

If  $f$  is continuous on the closed interval  $[a, b]$ , then there exists a number  $c$  in the closed interval  $[a, b]$  such that

$$\int_a^b f(x) dx = f(c)(b - a).$$



### Proof

**Case 1:** If  $f$  is constant on the interval  $[a, b]$ , then the theorem is clearly valid because  $c$  can be any point in  $[a, b]$ .

**Case 2:** If  $f$  is not constant on  $[a, b]$ , then, by the Extreme Value Theorem, you can choose  $f(m)$  and  $f(M)$  to be the minimum and maximum values of  $f$  on  $[a, b]$ . Because

$$f(m) \leq f(x) \leq f(M)$$

for all  $x$  in  $[a, b]$ , you can apply Theorem 4.8 to write the following.

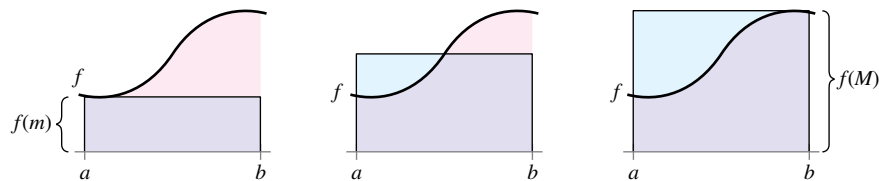
$$\int_a^b f(m) dx \leq \int_a^b f(x) dx \leq \int_a^b f(M) dx \quad \text{See Figure 4.31.}$$

$$f(m)(b - a) \leq \int_a^b f(x) dx \leq f(M)(b - a) \quad \text{Apply Fundamental Theorem.}$$

$$f(m) \leq \frac{1}{b - a} \int_a^b f(x) dx \leq f(M) \quad \text{Divide by } b - a.$$

From the third inequality, you can apply the Intermediate Value Theorem to conclude that there exists some  $c$  in  $[a, b]$  such that

$$f(c) = \frac{1}{b - a} \int_a^b f(x) dx \quad \text{or} \quad f(c)(b - a) = \int_a^b f(x) dx.$$



Inscribed rectangle  
(less than actual area)

$$\int_a^b f(m) dx = f(m)(b - a)$$

Mean value rectangle  
(equal to actual area)

$$\int_a^b f(x) dx$$

Circumscribed rectangle  
(greater than actual area)

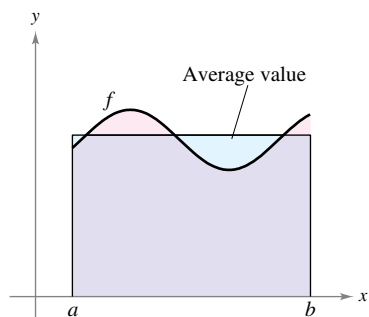
$$\int_a^b f(M) dx = f(M)(b - a)$$

Figure 4.31

Notice that Theorem 4.10 does not specify how to determine  $c$ . It merely guarantees the existence of at least one number  $c$  in the interval.

### Average Value of a Function

The value of  $f(c)$  given in the Mean Value Theorem for Integrals is called the **average value** of  $f$  on the interval  $[a, b]$ .



$$\text{Average value} = \frac{1}{b-a} \int_a^b f(x) dx$$

Figure 4.32

**Definition of the Average Value of a Function on an Interval**

If  $f$  is integrable on the closed interval  $[a, b]$ , then the **average value** of  $f$  on the interval is

$$\frac{1}{b-a} \int_a^b f(x) dx.$$

See Figure 4.32.

To see why the average value of  $f$  is defined in this way, partition  $[a, b]$  into  $n$  subintervals of equal width  $\Delta x = (b - a)/n$ . If  $c_i$  is any point in the  $i$ th subinterval, then the arithmetic average (or mean) of the function values at the  $c_i$ 's is

$$a_n = \frac{1}{n} [f(c_1) + f(c_2) + \dots + f(c_n)]. \quad \text{Average of } f(c_1), \dots, f(c_n)$$

By writing the sum using summation notation and then multiplying and dividing by  $(b - a)$ , you can write the average as

$$\begin{aligned} a_n &= \frac{1}{n} \sum_{i=1}^n f(c_i) && \text{Rewrite using summation notation.} \\ &= \frac{1}{n} \sum_{i=1}^n f(c_i) \left( \frac{b-a}{b-a} \right) && \text{Multiply and divide by } (b-a). \\ &= \frac{1}{b-a} \sum_{i=1}^n f(c_i) \left( \frac{b-a}{n} \right) && \text{Rewrite.} \\ &= \frac{1}{b-a} \sum_{i=1}^n f(c_i) \Delta x. && \Delta x = \frac{b-a}{n} \end{aligned}$$

Finally, taking the limit as  $n \rightarrow \infty$  produces the average value of  $f$  on the interval  $[a, b]$ , as given in the definition above. In Figure 4.32, notice that the area of the region under the graph of  $f$  is equal to the area of the rectangle whose height is the average value.

This development of the average value of a function on an interval is only one of many practical uses of definite integrals to represent summation processes. In Chapter 7, you will study other applications, such as volume, arc length, centers of mass, and work.

**EXAMPLE 4 Finding the Average Value of a Function**

Find the average value of  $f(x) = 3x^2 - 2x$  on the interval  $[1, 4]$ .

**Solution** The average value is

$$\begin{aligned} \frac{1}{b-a} \int_a^b f(x) dx &= \frac{1}{4-1} \int_1^4 (3x^2 - 2x) dx \\ &= \frac{1}{3} [x^3 - x^2]_1^4 \\ &= \frac{1}{3} [64 - 16 - (1 - 1)] \\ &= \frac{48}{3} \\ &= 16. \end{aligned}$$

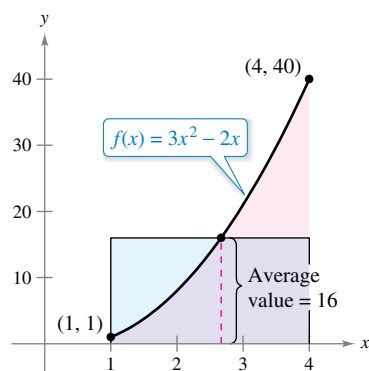


Figure 4.33

See Figure 4.33.



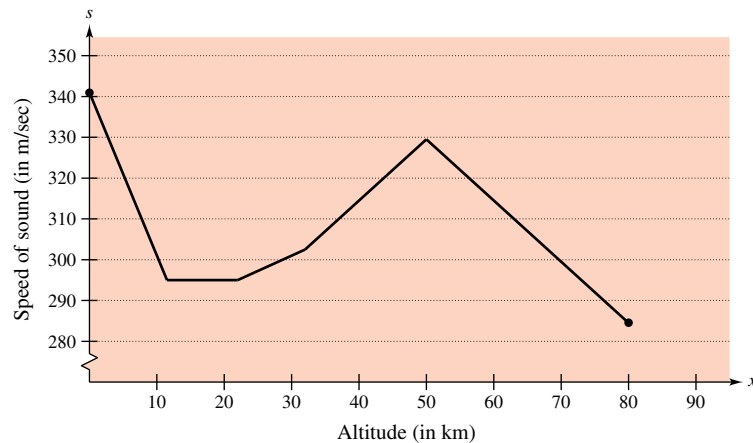
The first person to fly at a speed greater than the speed of sound was Charles Yeager. On October 14, 1947, Yeager was clocked at 295.9 meters per second at an altitude of 12.2 kilometers. If Yeager had been flying at an altitude below 11.275 kilometers, this speed would not have “broken the sound barrier.” The photo shows an F/A-18F Super Hornet, a supersonic twin-engine strike fighter. A “green Hornet” using a 50/50 mixture of biofuel made from camelina oil became the first U.S. naval tactical aircraft to exceed 1 mach (the speed of sound).

### EXAMPLE 5 The Speed of Sound

At different altitudes in Earth’s atmosphere, sound travels at different speeds. The speed of sound  $s(x)$ , in meters per second, can be modeled by

$$s(x) = \begin{cases} -4x + 341, & 0 \leq x < 11.5 \\ 295, & 11.5 \leq x < 22 \\ \frac{3}{4}x + 278.5, & 22 \leq x < 32 \\ \frac{3}{2}x + 254.5, & 32 \leq x < 50 \\ -\frac{3}{2}x + 404.5, & 50 \leq x \leq 80 \end{cases}$$

where  $x$  is the altitude in kilometers (see Figure 4.34). What is the average speed of sound over the interval  $[0, 80]$ ?



Speed of sound depends on altitude.

Figure 4.34

**Solution** Begin by integrating  $s(x)$  over the interval  $[0, 80]$ . To do this, you can break the integral into five parts.

$$\int_0^{11.5} s(x) dx = \int_0^{11.5} (-4x + 341) dx = \left[ -2x^2 + 341x \right]_0^{11.5} = 3657$$

$$\int_{11.5}^{22} s(x) dx = \int_{11.5}^{22} 295 dx = \left[ 295x \right]_{11.5}^{22} = 3097.5$$

$$\int_{22}^{32} s(x) dx = \int_{22}^{32} \left( \frac{3}{4}x + 278.5 \right) dx = \left[ \frac{3}{8}x^2 + 278.5x \right]_{22}^{32} = 2987.5$$

$$\int_{32}^{50} s(x) dx = \int_{32}^{50} \left( \frac{3}{2}x + 254.5 \right) dx = \left[ \frac{3}{4}x^2 + 254.5x \right]_{32}^{50} = 5688$$

$$\int_{50}^{80} s(x) dx = \int_{50}^{80} \left( -\frac{3}{2}x + 404.5 \right) dx = \left[ -\frac{3}{4}x^2 + 404.5x \right]_{50}^{80} = 9210$$

By adding the values of the five integrals, you have

$$\int_0^{80} s(x) dx = 24,640.$$

So, the average speed of sound from an altitude of 0 kilometers to an altitude of 80 kilometers is

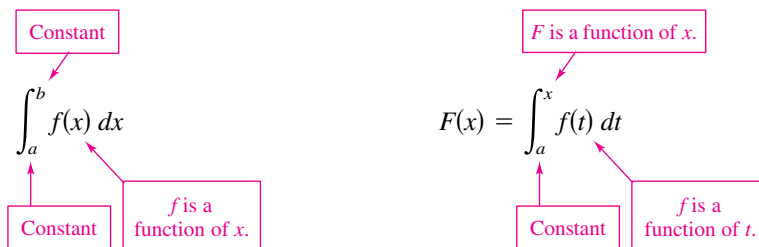
$$\text{Average speed} = \frac{1}{80} \int_0^{80} s(x) dx = \frac{24,640}{80} = 308 \text{ meters per second.}$$



### The Second Fundamental Theorem of Calculus

Earlier you saw that the definite integral of  $f$  on the interval  $[a, b]$  was defined using the constant  $b$  as the upper limit of integration and  $x$  as the variable of integration. However, a slightly different situation may arise in which the variable  $x$  is used in the upper limit of integration. To avoid the confusion of using  $x$  in two different ways,  $t$  is temporarily used as the variable of integration. (Remember that the definite integral is *not* a function of its variable of integration.)

**The Definite Integral as a Number      The Definite Integral as a Function of  $x$**



**Exploration**  
 Use a graphing utility to graph the function

$$F(x) = \int_0^x \cos t \, dt$$

for  $0 \leq x \leq 2\pi$ . Do you recognize this graph? Explain.

**EXAMPLE 6      The Definite Integral as a Function**

Evaluate the function

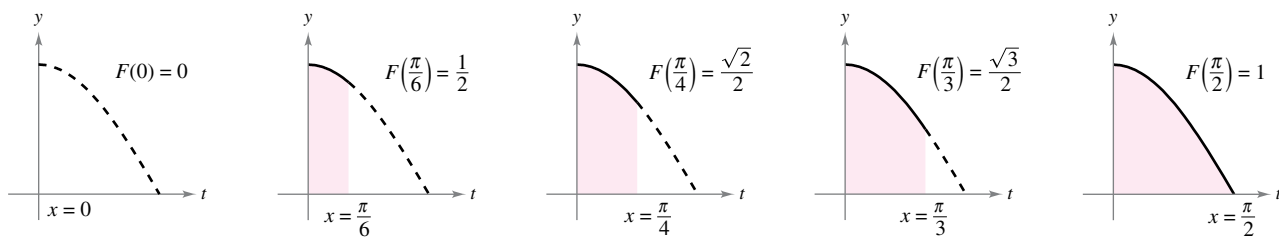
$$F(x) = \int_0^x \cos t \, dt$$

at  $x = 0, \frac{\pi}{6}, \frac{\pi}{4}, \frac{\pi}{3},$  and  $\frac{\pi}{2}$ .

**Solution** You could evaluate five different definite integrals, one for each of the given upper limits. However, it is much simpler to fix  $x$  (as a constant) temporarily to obtain

$$\begin{aligned} \int_0^x \cos t \, dt &= \sin t \Big|_0^x \\ &= \sin x - \sin 0 \\ &= \sin x. \end{aligned}$$

Now, using  $F(x) = \sin x$ , you can obtain the results shown in Figure 4.35.



$F(x) = \int_0^x \cos t \, dt$  is the area under the curve  $f(t) = \cos t$  from 0 to  $x$ .

**Figure 4.35**

You can think of the function  $F(x)$  as *accumulating* the area under the curve  $f(t) = \cos t$  from  $t = 0$  to  $t = x$ . For  $x = 0$ , the area is 0 and  $F(0) = 0$ . For  $x = \pi/2$ ,  $F(\pi/2) = 1$  gives the accumulated area under the cosine curve on the entire interval  $[0, \pi/2]$ . This interpretation of an integral as an **accumulation function** is used often in applications of integration.

In Example 6, note that the derivative of  $F$  is the original integrand (with only the variable changed). That is,

$$\frac{d}{dx}[F(x)] = \frac{d}{dx}[\sin x] = \frac{d}{dx}\left[\int_0^x \cos t \, dt\right] = \cos x.$$

This result is generalized in the next theorem, called the **Second Fundamental Theorem of Calculus**.

**THEOREM 4.11 The Second Fundamental Theorem of Calculus**

If  $f$  is continuous on an open interval  $I$  containing  $a$ , then, for every  $x$  in the interval,

$$\frac{d}{dx}\left[\int_a^x f(t) \, dt\right] = f(x).$$



**Proof** Begin by defining  $F$  as

$$F(x) = \int_a^x f(t) \, dt.$$

Then, by the definition of the derivative, you can write

$$\begin{aligned} F'(x) &= \lim_{\Delta x \rightarrow 0} \frac{F(x + \Delta x) - F(x)}{\Delta x} \\ &= \lim_{\Delta x \rightarrow 0} \frac{1}{\Delta x} \left[ \int_a^{x+\Delta x} f(t) \, dt - \int_a^x f(t) \, dt \right] \\ &= \lim_{\Delta x \rightarrow 0} \frac{1}{\Delta x} \left[ \int_a^{x+\Delta x} f(t) \, dt + \int_x^a f(t) \, dt \right] \\ &= \lim_{\Delta x \rightarrow 0} \frac{1}{\Delta x} \left[ \int_x^{x+\Delta x} f(t) \, dt \right]. \end{aligned}$$

From the Mean Value Theorem for Integrals (assuming  $\Delta x > 0$ ), you know there exists a number  $c$  in the interval  $[x, x + \Delta x]$  such that the integral in the expression above is equal to  $f(c) \Delta x$ . Moreover, because  $x \leq c \leq x + \Delta x$ , it follows that  $c \rightarrow x$  as  $\Delta x \rightarrow 0$ . So, you obtain

$$F'(x) = \lim_{\Delta x \rightarrow 0} \left[ \frac{1}{\Delta x} f(c) \Delta x \right] = \lim_{\Delta x \rightarrow 0} f(c) = f(x).$$

A similar argument can be made for  $\Delta x < 0$ . ■

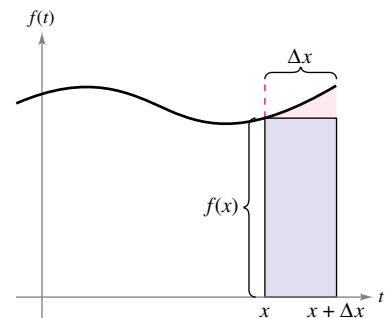
Using the area model for definite integrals, the approximation

$$f(x) \Delta x \approx \int_x^{x+\Delta x} f(t) \, dt$$

can be viewed as saying that the area of the rectangle of height  $f(x)$  and width  $\Delta x$  is approximately equal to the area of the region lying between the graph of  $f$  and the  $x$ -axis on the interval

$$[x, x + \Delta x]$$

as shown in the figure at the right.



$$f(x) \Delta x \approx \int_x^{x+\Delta x} f(t) \, dt$$

Note that the Second Fundamental Theorem of Calculus tells you that when a function is continuous, you can be sure that it has an antiderivative. This antiderivative need not, however, be an elementary function. (Recall the discussion of elementary functions in Section P.3.)

### EXAMPLE 7 The Second Fundamental Theorem of Calculus

Evaluate  $\frac{d}{dx} \left[ \int_0^x \sqrt{t^2 + 1} dt \right]$ .

**Solution** Note that  $f(t) = \sqrt{t^2 + 1}$  is continuous on the entire real number line. So, using the Second Fundamental Theorem of Calculus, you can write

$$\frac{d}{dx} \left[ \int_0^x \sqrt{t^2 + 1} dt \right] = \sqrt{x^2 + 1}. \quad \blacksquare$$

The differentiation shown in Example 7 is a straightforward application of the Second Fundamental Theorem of Calculus. The next example shows how this theorem can be combined with the Chain Rule to find the derivative of a function.

### EXAMPLE 8 The Second Fundamental Theorem of Calculus

Find the derivative of  $F(x) = \int_{\pi/2}^{x^3} \cos t dt$ .

**Solution** Using  $u = x^3$ , you can apply the Second Fundamental Theorem of Calculus with the Chain Rule as shown.

$$\begin{aligned} F'(x) &= \frac{dF}{du} \frac{du}{dx} && \text{Chain Rule} \\ &= \frac{d}{du} [F(x)] \frac{du}{dx} && \text{Definition of } \frac{dF}{du} \\ &= \frac{d}{du} \left[ \int_{\pi/2}^{x^3} \cos t dt \right] \frac{du}{dx} && \text{Substitute } \int_{\pi/2}^{x^3} \cos t dt \text{ for } F(x). \\ &= \frac{d}{du} \left[ \int_{\pi/2}^u \cos t dt \right] \frac{du}{dx} && \text{Substitute } u \text{ for } x^3. \\ &= (\cos u)(3x^2) && \text{Apply Second Fundamental Theorem of Calculus.} \\ &= (\cos x^3)(3x^2) && \text{Rewrite as function of } x. \quad \blacksquare \end{aligned}$$

Because the integrand in Example 8 is easily integrated, you can verify the derivative as follows.

$$\begin{aligned} F(x) &= \int_{\pi/2}^{x^3} \cos t dt \\ &= \sin t \Big|_{\pi/2}^{x^3} \\ &= \sin x^3 - \sin \frac{\pi}{2} \\ &= \sin x^3 - 1 \end{aligned}$$

In this form, you can apply the Chain Rule to verify that the derivative of  $F$  is the same as that obtained in Example 8.

$$\frac{d}{dx} [\sin x^3 - 1] = (\cos x^3)(3x^2) \quad \text{Derivative of } F$$

## Net Change Theorem

The Fundamental Theorem of Calculus (Theorem 4.9) states that if  $f$  is continuous on the closed interval  $[a, b]$  and  $F$  is an antiderivative of  $f$  on  $[a, b]$ , then

$$\int_a^b f(x) dx = F(b) - F(a).$$

But because  $F'(x) = f(x)$ , this statement can be rewritten as

$$\int_a^b F'(x) dx = F(b) - F(a)$$

where the quantity  $F(b) - F(a)$  represents the *net change* of  $F(x)$  on the interval  $[a, b]$ .

### THEOREM 4.12 The Net Change Theorem

If  $F'(x)$  is the rate of change of a quantity  $F(x)$ , then the definite integral of  $F'(x)$  from  $a$  to  $b$  gives the total change, or **net change**, of  $F(x)$  on the interval  $[a, b]$ .

$$\int_a^b F'(x) dx = F(b) - F(a) \quad \text{Net change of } F(x)$$

### EXAMPLE 9 Using the Net Change Theorem

A chemical flows into a storage tank at a rate of  $(180 + 3t)$  liters per minute, where  $t$  is the time in minutes and  $0 \leq t \leq 60$ . Find the amount of the chemical that flows into the tank during the first 20 minutes.

**Solution** Let  $c(t)$  be the amount of the chemical in the tank at time  $t$ . Then  $c'(t)$  represents the rate at which the chemical flows into the tank at time  $t$ . During the first 20 minutes, the amount that flows into the tank is

$$\begin{aligned} \int_0^{20} c'(t) dt &= \int_0^{20} (180 + 3t) dt \\ &= \left[ 180t + \frac{3}{2}t^2 \right]_0^{20} \\ &= 3600 + 600 \\ &= 4200. \end{aligned}$$

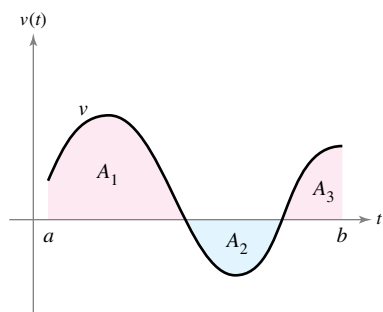
So, the amount of the chemical that flows into the tank during the first 20 minutes is 4200 liters. ■



Another way to illustrate the Net Change Theorem is to examine the velocity of a particle moving along a straight line, where  $s(t)$  is the position at time  $t$ . Then its velocity is  $v(t) = s'(t)$  and

$$\int_a^b v(t) dt = s(b) - s(a).$$

This definite integral represents the net change in position, or **displacement**, of the particle.



$A_1$ ,  $A_2$ , and  $A_3$  are the areas of the shaded regions.

Figure 4.36

When calculating the *total* distance traveled by the particle, you must consider the intervals where  $v(t) \leq 0$  and the intervals where  $v(t) \geq 0$ . When  $v(t) \leq 0$ , the particle moves to the left, and when  $v(t) \geq 0$ , the particle moves to the right. To calculate the total distance traveled, integrate the absolute value of velocity  $|v(t)|$ . So, the **displacement** of the particle on the interval  $[a, b]$  is

$$\text{Displacement on } [a, b] = \int_a^b v(t) dt = A_1 - A_2 + A_3$$

and the **total distance traveled** by the particle on  $[a, b]$  is

$$\text{Total distance traveled on } [a, b] = \int_a^b |v(t)| dt = A_1 + A_2 + A_3.$$

(See Figure 4.36.)

### EXAMPLE 10 Solving a Particle Motion Problem

The velocity (in feet per second) of a particle moving along a line is

$$v(t) = t^3 - 10t^2 + 29t - 20$$

where  $t$  is the time in seconds.

- What is the displacement of the particle on the time interval  $1 \leq t \leq 5$ ?
- What is the total distance traveled by the particle on the time interval  $1 \leq t \leq 5$ ?

#### Solution

a. By definition, you know that the displacement is

$$\begin{aligned} \int_1^5 v(t) dt &= \int_1^5 (t^3 - 10t^2 + 29t - 20) dt \\ &= \left[ \frac{t^4}{4} - \frac{10}{3}t^3 + \frac{29}{2}t^2 - 20t \right]_1^5 \\ &= \frac{25}{12} - \left( -\frac{103}{12} \right) \\ &= \frac{128}{12} \\ &= \frac{32}{3}. \end{aligned}$$

So, the particle moves  $\frac{32}{3}$  feet to the right.

- b. To find the total distance traveled, calculate  $\int_1^5 |v(t)| dt$ . Using Figure 4.37 and the fact that  $v(t)$  can be factored as  $(t-1)(t-4)(t-5)$ , you can determine that  $v(t) \geq 0$  on  $[1, 4]$  and  $v(t) \leq 0$  on  $[4, 5]$ . So, the total distance traveled is

$$\begin{aligned} \int_1^5 |v(t)| dt &= \int_1^4 v(t) dt - \int_4^5 v(t) dt \\ &= \int_1^4 (t^3 - 10t^2 + 29t - 20) dt - \int_4^5 (t^3 - 10t^2 + 29t - 20) dt \\ &= \left[ \frac{t^4}{4} - \frac{10}{3}t^3 + \frac{29}{2}t^2 - 20t \right]_1^4 - \left[ \frac{t^4}{4} - \frac{10}{3}t^3 + \frac{29}{2}t^2 - 20t \right]_4^5 \\ &= \frac{45}{4} - \left( -\frac{7}{12} \right) \\ &= \frac{71}{6} \text{ feet.} \end{aligned}$$

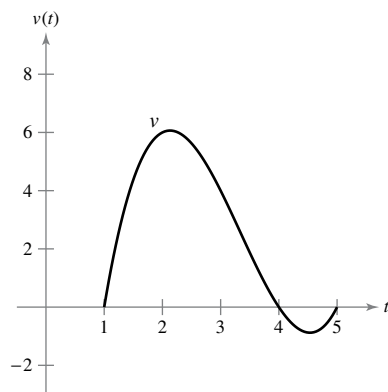


Figure 4.37

## 4.4 Exercises


See [CalcChat.com](http://CalcChat.com) for tutorial help and worked-out solutions to odd-numbered exercises.

## CONCEPT CHECK

- Fundamental Theorem of Calculus** Explain how to evaluate a definite integral using the Fundamental Theorem of Calculus.
- Mean Value Theorem** Describe the Mean Value Theorem for Integrals in your own words.
- Average Value of a Function** Describe the average value of a function on an interval in your own words.
- Accumulation Function** Why is

$$F(x) = \int_0^x f(t) dt$$

considered an accumulation function?


 **Graphical Reasoning** In Exercises 5–8, use a graphing utility to graph the integrand. Use the graph to determine whether the definite integral is positive, negative, or zero.

5.  $\int_0^{\pi} \frac{4}{x^2 + 1} dx$

6.  $\int_0^{\pi} \cos x dx$

7.  $\int_{-2}^2 x\sqrt{x^2 + 1} dx$

8.  $\int_{-2}^2 x\sqrt{2-x} dx$

 **Evaluating a Definite Integral** In Exercises 9–36, evaluate the definite integral. Use a graphing utility to verify your result.

9.  $\int_{-1}^0 (2x - 1) dx$

10.  $\int_{-1}^2 (7 - 3t) dt$

11.  $\int_{-1}^1 (t^2 - 5) dt$

12.  $\int_1^2 (6x^2 - 3x) dx$

13.  $\int_0^1 (2t - 1)^2 dt$

14.  $\int_1^4 (8x^3 - x) dx$

15.  $\int_1^2 \left(\frac{3}{x^2} - 1\right) dx$

16.  $\int_{-2}^{-1} \left(u - \frac{1}{u^2}\right) du$

17.  $\int_1^4 \frac{u-2}{\sqrt{u}} du$

18.  $\int_{-8}^8 x^{1/3} dx$

19.  $\int_{-1}^1 (\sqrt[3]{t} - 2) dt$

20.  $\int_1^8 \sqrt{\frac{2}{x}} dx$

21.  $\int_0^1 \frac{x - \sqrt{x}}{3} dx$

22.  $\int_0^2 (6 - t)\sqrt{t} dt$

23.  $\int_{-1}^0 (t^{1/3} - t^{2/3}) dt$

24.  $\int_{-8}^{-1} \frac{x - x^2}{2\sqrt[3]{x}} dx$

25.  $\int_0^5 |2x - 5| dx$

26.  $\int_1^4 (3 - |x - 3|) dx$

27.  $\int_0^4 |x^2 - 9| dx$

28.  $\int_0^4 |x^2 - 4x + 3| dx$

29.  $\int_0^{\pi} (\sin x - 7) dx$

30.  $\int_0^{\pi} (2 + \cos x) dx$

31.  $\int_0^{\pi/4} \frac{1 - \sin^2 \theta}{\cos^2 \theta} d\theta$

32.  $\int_0^{\pi/4} \frac{\sec^2 \theta}{\tan^2 \theta + 1} d\theta$

33.  $\int_{-\pi/6}^{\pi/6} \sec^2 x dx$

34.  $\int_{\pi/4}^{\pi/2} (2 - \csc^2 x) dx$

35.  $\int_{-\pi/3}^{\pi/3} 4 \sec \theta \tan \theta d\theta$

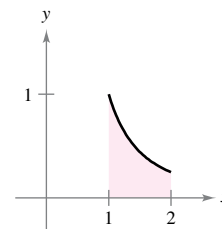
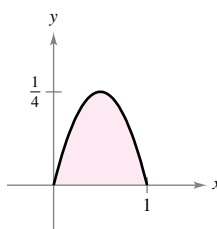
36.  $\int_{-\pi/2}^{\pi/2} (2t + \cos t) dt$



**Finding the Area of a Region** In Exercises 37–40, find the area of the given region.

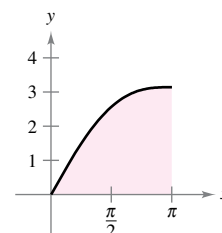
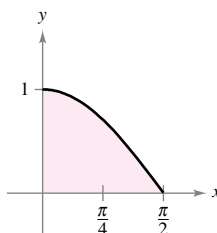
37.  $y = x - x^2$

38.  $y = \frac{1}{x^2}$



39.  $y = \cos x$

40.  $y = x + \sin x$



**Finding the Area of a Region** In Exercises 41–46, find the area of the region bounded by the graphs of the equations.

41.  $y = 5x^2 + 2$ ,  $x = 0$ ,  $x = 2$ ,  $y = 0$

42.  $y = x^3 + 6x$ ,  $x = 2$ ,  $y = 0$

43.  $y = 1 + \sqrt[3]{x}$ ,  $x = 0$ ,  $x = 8$ ,  $y = 0$

44.  $y = 2\sqrt{x} - x$ ,  $y = 0$

45.  $y = -x^2 + 4x$ ,  $y = 0$

46.  $y = 1 - x^4$ ,  $y = 0$



**Using the Mean Value Theorem for Integrals** In Exercises 47–52, find the value(s) of  $c$  guaranteed by the Mean Value Theorem for Integrals for the function over the given interval.

47.  $f(x) = x^3$ ,  $[0, 3]$

48.  $f(x) = \sqrt{x}$ ,  $[4, 9]$

49.  $y = \frac{x^2}{4}$ ,  $[0, 6]$

50.  $f(x) = \frac{9}{x^3}$ ,  $[1, 3]$

51.  $f(x) = 2 \sec^2 x$ ,  $\left[-\frac{\pi}{4}, \frac{\pi}{4}\right]$

52.  $f(x) = \cos x$ ,  $\left[-\frac{\pi}{3}, \frac{\pi}{3}\right]$



**Finding the Average Value of a Function** In Exercises 53–58, find the average value of the function over the given interval and all values of  $x$  in the interval for which the function equals its average value.

53.  $f(x) = 4 - x^2$ ,  $[-2, 2]$       54.  $f(x) = \frac{4(x^2 + 1)}{x^2}$ ,  $[1, 3]$   
 55.  $f(x) = x^4 + 7$ ,  $[0, 2]$       56.  $f(x) = 4x^3 - 3x^2$ ,  $[0, 1]$   
 57.  $f(x) = \sin x$ ,  $[0, \pi]$       58.  $f(x) = \cos x$ ,  $\left[0, \frac{\pi}{2}\right]$

**59. Force** The force  $F$  (in newtons) of a hydraulic cylinder in a press is proportional to the square of  $\sec x$ , where  $x$  is the distance (in meters) that the cylinder is extended in its cycle. The domain of  $F$  is  $[0, \pi/3]$ , and  $F(0) = 500$ .

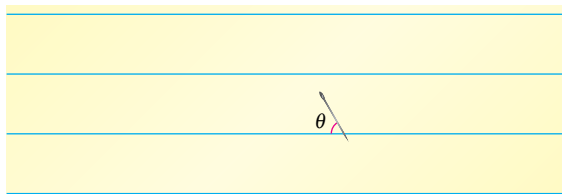
- (a) Find  $F$  as a function of  $x$ .  
 (b) Find the average force exerted by the press over the interval  $[0, \pi/3]$ .

**60. Respiratory Cycle** The volume  $V$ , in liters, of air in the lungs during a five-second respiratory cycle is approximated by the model  $V = 0.1729t + 0.1522t^2 - 0.0374t^3$ , where  $t$  is the time in seconds. Approximate the average volume of air in the lungs during one cycle.

**61. Buffon's Needle Experiment** A horizontal plane is ruled with parallel lines 2 inches apart. A two-inch needle is tossed randomly onto the plane. The probability that the needle will touch a line is

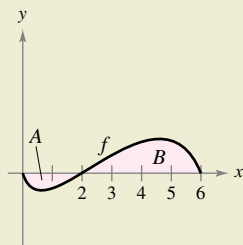
$$P = \frac{2}{\pi} \int_0^{\pi/2} \sin \theta \, d\theta$$

where  $\theta$  is the acute angle between the needle and any one of the parallel lines. Find this probability.



**62. HOW DO YOU SEE IT?** The graph of  $f$  is shown in the figure. The shaded region  $A$  has an area of 1.5, and  $\int_0^6 f(x) \, dx = 3.5$ . Use this information to fill in the blanks.

- (a)  $\int_0^2 f(x) \, dx = \square$   
 (b)  $\int_2^6 f(x) \, dx = \square$   
 (c)  $\int_0^6 |f(x)| \, dx = \square$   
 (d)  $\int_0^2 -2f(x) \, dx = \square$   
 (e)  $\int_0^6 [2 + f(x)] \, dx = \square$   
 (f) The average value of  $f$  over the interval  $[0, 6]$  is  $\square$ .



**Evaluating a Definite Integral** In Exercises 63 and 64, find  $F$  as a function of  $x$  and evaluate it at  $x = 2$ ,  $x = 5$ , and  $x = 8$ .

63.  $F(x) = \int_1^x \frac{20}{v^2} \, dv$       64.  $F(x) = \int_2^x (t^3 + 2t - 2) \, dt$

**Evaluating a Definite Integral** In Exercises 65 and 66, find  $F$  as a function of  $x$  and evaluate it at  $x = 0$ ,  $x = \pi/4$ , and  $x = \pi/2$ .

65.  $F(x) = \int_0^x \cos \theta \, d\theta$       66.  $F(x) = \int_{-\pi}^x \sin \theta \, d\theta$

**67. Analyzing a Function** Let

$$g(x) = \int_0^x f(t) \, dt$$

where  $f$  is the function whose graph is shown in the figure.

- (a) Estimate  $g(0)$ ,  $g(2)$ ,  $g(4)$ ,  $g(6)$ , and  $g(8)$ .  
 (b) Find the largest open interval on which  $g$  is increasing. Find the largest open interval on which  $g$  is decreasing.  
 (c) Identify any extrema of  $g$ .  
 (d) Sketch a rough graph of  $g$ .

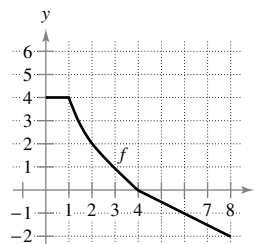


Figure for 67

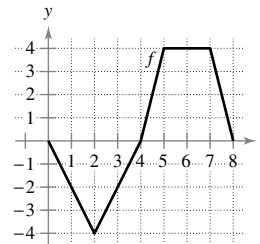


Figure for 68

**68. Analyzing a Function** Let

$$g(x) = \int_0^x f(t) \, dt$$

where  $f$  is the function whose graph is shown in the figure.

- (a) Estimate  $g(0)$ ,  $g(2)$ ,  $g(4)$ ,  $g(6)$ , and  $g(8)$ .  
 (b) Find the largest open interval on which  $g$  is increasing. Find the largest open interval on which  $g$  is decreasing.  
 (c) Identify any extrema of  $g$ .  
 (d) Sketch a rough graph of  $g$ .



**Finding and Checking an Integral** In Exercises 69–74, (a) integrate to find  $F$  as a function of  $x$ , and (b) demonstrate the Second Fundamental Theorem of Calculus by differentiating the result in part (a).

69.  $F(x) = \int_0^x (t + 2) \, dt$       70.  $F(x) = \int_0^x t(t^2 + 1) \, dt$

71.  $F(x) = \int_8^x \sqrt[3]{t} \, dt$       72.  $F(x) = \int_4^x t^{3/2} \, dt$

73.  $F(x) = \int_{\pi/4}^x \sec^2 t \, dt$       74.  $F(x) = \int_{\pi/3}^x \sec t \tan t \, dt$



**Using the Second Fundamental Theorem of Calculus** In Exercises 75–80, use the Second Fundamental Theorem of Calculus to find  $F'(x)$ .

75.  $F(x) = \int_{-2}^x (t^2 - 2t) dt$       76.  $F(x) = \int_1^x \frac{t^2}{t^2 + 1} dt$

77.  $F(x) = \int_{-1}^x \sqrt{t^4 + 1} dt$       78.  $F(x) = \int_1^x \sqrt[4]{t} dt$

79.  $F(x) = \int_1^x \sqrt{t} \csc t dt$       80.  $F(x) = \int_0^x \sec^3 t dt$

**Finding a Derivative** In Exercises 81–86, find  $F'(x)$ .

81.  $F(x) = \int_x^{x+2} (4t + 1) dt$       82.  $F(x) = \int_{-x}^x t^3 dt$

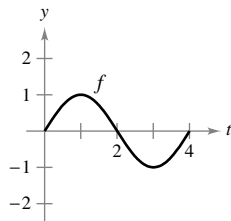
83.  $F(x) = \int_0^{\sin x} \sqrt{t} dt$       84.  $F(x) = \int_2^{x^2} \frac{1}{t^3} dt$

85.  $F(x) = \int_0^{x^3} \sin t^2 dt$       86.  $F(x) = \int_0^{2x} \cos t^4 dt$

**87. Graphical Analysis** Sketch an approximate graph of  $g$  on the interval  $0 \leq x \leq 4$ , where

$$g(x) = \int_0^x f(t) dt.$$

Identify the  $x$ -coordinate of an extremum of  $g$ . To print an enlarged copy of the graph, go to *MathGraphs.com*.



**88. Area** The area  $A$  between the graph of the function

$$g(t) = 4 - \frac{4}{t^2}$$

and the  $t$ -axis over the interval  $[1, x]$  is

$$A(x) = \int_1^x \left(4 - \frac{4}{t^2}\right) dt.$$

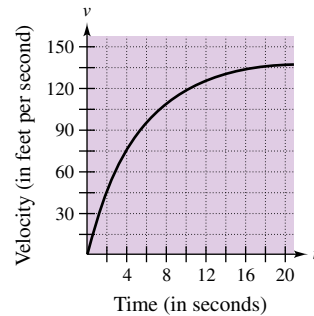
- (a) Find the horizontal asymptote of the graph of  $g$ .
- (b) Integrate to find  $A$  as a function of  $x$ . Does the graph of  $A$  have a horizontal asymptote? Explain.

**89. Water Flow** Water flows from a storage tank at a rate of  $(500 - 5t)$  liters per minute. Find the amount of water that flows out of the tank during the first 18 minutes.

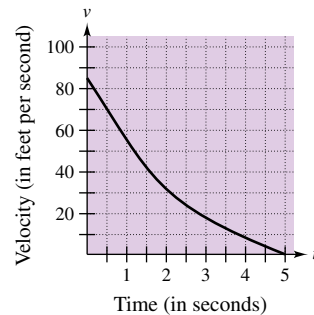
**90. Oil Leak** At 1:00 P.M., oil begins leaking from a tank at a rate of  $(4 + 0.75t)$  gallons per hour.

- (a) How much oil is lost from 1:00 P.M. to 4:00 P.M.?
- (b) How much oil is lost from 4:00 P.M. to 7:00 P.M.?
- (c) Compare your answers to parts (a) and (b). What do you notice?

**91. Velocity** The graph shows the velocity, in feet per second, of a car accelerating from rest. Use the graph to estimate the distance the car travels in 8 seconds.



**92. Velocity** The graph shows the velocity, in feet per second, of a decelerating car after the driver applies the brakes. Use the graph to estimate how far the car travels before it comes to a stop.



**Particle Motion** In Exercises 93–98, the velocity function, in feet per second, is given for a particle moving along a straight line, where  $t$  is the time in seconds. Find (a) the displacement and (b) the total distance that the particle travels over the given interval.

- 93.  $v(t) = 5t - 7, \quad 0 \leq t \leq 3$
- 94.  $v(t) = t^2 - t - 12, \quad 1 \leq t \leq 5$
- 95.  $v(t) = t^3 - 10t^2 + 27t - 18, \quad 1 \leq t \leq 7$
- 96.  $v(t) = t^3 - 8t^2 + 15t, \quad 0 \leq t \leq 5$
- 97.  $v(t) = \frac{1}{\sqrt{t}}, \quad 1 \leq t \leq 4$       98.  $v(t) = \cos t, \quad 0 \leq t \leq 3\pi$

**EXPLORING CONCEPTS**

- 99. Particle Motion** Describe a situation where the displacement and the total distance traveled for a particle are equal.
- 100. Rate of Growth** Let  $r'(t)$  represent the rate of growth of a dog, in pounds per year. What does  $r(t)$  represent? What does  $\int_2^6 r'(t) dt$  represent about the dog?
- 101. Fundamental Theorem of Calculus** Explain why the Fundamental Theorem of Calculus cannot be used to integrate

$$f(x) = \frac{1}{x - c}$$

on any interval containing  $c$ .



- 102. Modeling Data** An experimental vehicle is tested on a straight track. It starts from rest, and its velocity  $v$  (in meters per second) is recorded every 10 seconds for 1 minute (see table).

$t$	0	10	20	30	40	50	60
$v$	0	5	21	40	62	78	83

- (a) Use a graphing utility to find a model of the form  $v = at^3 + bt^2 + ct + d$  for the data.  
 (b) Use a graphing utility to plot the data and graph the model.  
 (c) Approximate the distance traveled by the vehicle during the test.

- 103. Particle Motion** A particle is moving along the  $x$ -axis. The position of the particle at time  $t$  is given by

$$x(t) = t^3 - 6t^2 + 9t - 2, \quad 0 \leq t \leq 5.$$

Find the total distance the particle travels in 5 units of time.

- 104. Particle Motion** Repeat Exercise 103 for the position function given by

$$x(t) = (t - 1)(t - 3)^2, \quad 0 \leq t \leq 5.$$

**Error Analysis** In Exercises 105–108, describe why the statement is incorrect.

105.  $\int_{-1}^1 x^{-2} dx = [-x^{-1}]_{-1}^1 = (-1) - 1 = -2$  ✗

106.  $\int_{-2}^1 \frac{2}{x^3} dx = \left[-\frac{1}{x^2}\right]_{-2}^1 = -\frac{3}{4}$  ✗

107.  $\int_{\pi/4}^{3\pi/4} \sec^2 x dx = [\tan x]_{\pi/4}^{3\pi/4} = -2$  ✗

108.  $\int_{\pi/2}^{3\pi/2} \csc x \cot x dx = [-\csc x]_{\pi/2}^{3\pi/2} = 2$  ✗

**True or False?** In Exercises 109 and 110, determine whether the statement is true or false. If it is false, explain why or give an example that shows it is false.

109. If  $F'(x) = G'(x)$  on the interval  $[a, b]$ , then

$$F(b) - F(a) = G(b) - G(a).$$

110. If  $F(b) - F(a) = G(b) - G(a)$ , then  $F'(x) = G'(x)$  on the interval  $[a, b]$ .

- 111. Analyzing a Function** Show that the function

$$f(x) = \int_0^{1/x} \frac{1}{t^2 + 1} dt + \int_0^x \frac{1}{t^2 + 1} dt$$

is constant for  $x > 0$ .

- 112. Finding a Function** Find the function  $f(x)$  and all values of  $c$  such that

$$\int_c^x f(t) dt = x^2 + x - 2.$$

- 113. Finding Values** Let

$$G(x) = \int_0^x \left[ \int_0^s f(t) dt \right] ds$$

where  $f$  is continuous for all real  $t$ . Find (a)  $G(0)$ , (b)  $G'(0)$ , (c)  $G''(x)$ , and (d)  $G''(0)$ .

- 114. Proof** Prove that

$$\frac{d}{dx} \left[ \int_{u(x)}^{v(x)} f(t) dt \right] = f(v(x))v'(x) - f(u(x))u'(x).$$

**PUTNAM EXAM CHALLENGE**

- 115.** For each continuous function  $f: [0, 1] \rightarrow \mathbb{R}$ , let

$$I(f) = \int_0^1 x^2 f(x) dx$$

and

$$J(x) = \int_0^1 x(f(x))^2 dx.$$

Find the maximum value of  $I(f) - J(f)$  over all such functions  $f$ .

This problem was composed by the Committee on the Putnam Prize Competition. © The Mathematical Association of America. All rights reserved.

**SECTION PROJECT**

**Demonstrating the Fundamental Theorem**

Use a graphing utility to graph the function

$$y_1 = \sin^2 t$$

on the interval  $0 \leq t \leq \pi$ . Let  $F$  be the following function of  $x$ .

$$F(x) = \int_0^x \sin^2 t dt$$

- (a) Complete the table. Explain why the values of  $F$  are increasing.

$x$	0	$\frac{\pi}{6}$	$\frac{\pi}{3}$	$\frac{\pi}{2}$	$\frac{2\pi}{3}$	$\frac{5\pi}{6}$	$\pi$
$F(x)$							

- (b) Use the integration capabilities of a graphing utility to graph  $F$ .  
 (c) Use the differentiation capabilities of a graphing utility to graph  $F'$ . How is this graph related to the graph in part (b)?  
 (d) Verify that the derivative of

$$y = \frac{1}{2}t - \frac{1}{4} \sin 2t$$

is  $\sin^2 t$ . Graph  $y$  and write a short paragraph about how this graph is related to those in parts (b) and (c).

## 4.5 Integration by Substitution

- Use pattern recognition to find an indefinite integral.
- Use a change of variables to find an indefinite integral.
- Use the General Power Rule for Integration to find an indefinite integral.
- Use a change of variables to evaluate a definite integral.
- Evaluate a definite integral involving an even or odd function.

### Pattern Recognition

In this section, you will study techniques for integrating composite functions. The discussion is split into two parts—*pattern recognition* and *change of variables*. Both techniques involve a ***u*-substitution**. With pattern recognition, you perform the substitution mentally, and with change of variables, you write the substitution steps.

The role of substitution in integration is comparable to the role of the Chain Rule in differentiation. Recall that for the differentiable functions

$$y = F(u) \quad \text{and} \quad u = g(x)$$

the Chain Rule states that

$$\frac{d}{dx}[F(g(x))] = F'(g(x))g'(x).$$

From the definition of an antiderivative, it follows that

$$\int F'(g(x))g'(x) dx = F(g(x)) + C.$$

These results are summarized in the next theorem.

.....▶  
 •• **REMARK** The statement of Theorem 4.13 does not tell how to distinguish between  $f(g(x))$  and  $g'(x)$  in the integrand. As you become more experienced at integration, your skill in doing this will increase. Of course, part of the key is familiarity with derivatives.

#### THEOREM 4.13 Antidifferentiation of a Composite Function

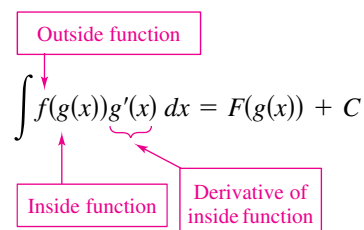
Let  $g$  be a function whose range is an interval  $I$ , and let  $f$  be a function that is continuous on  $I$ . If  $g$  is differentiable on its domain and  $F$  is an antiderivative of  $f$  on  $I$ , then

$$\int f(g(x))g'(x) dx = F(g(x)) + C.$$

Letting  $u = g(x)$  gives  $du = g'(x) dx$  and

$$\int f(u) du = F(u) + C.$$

Examples 1 and 2 show how to apply Theorem 4.13 *directly*, by recognizing the presence of  $f(g(x))$  and  $g'(x)$ . Note that the composite function in the integrand has an *outside function*  $f$  and an *inside function*  $g$ . Moreover, the derivative  $g'(x)$  is present as a factor of the integrand.



**EXAMPLE 1** Recognizing the  $f(g(x))g'(x)$  Pattern

Find  $\int (x^2 + 1)^2(2x) dx$ .

**Solution** Letting  $g(x) = x^2 + 1$ , you obtain

$$g'(x) = 2x$$

and

$$f(g(x)) = f(x^2 + 1) = (x^2 + 1)^2.$$

From this, you can recognize that the integrand follows the  $f(g(x))g'(x)$  pattern. Using the Power Rule for Integration and Theorem 4.13, you can write

$$\int \underbrace{(x^2 + 1)^2}_{f(g(x))} \underbrace{(2x)}_{g'(x)} dx = \frac{1}{3}(x^2 + 1)^3 + C.$$

Try using the Chain Rule to check that the derivative of  $\frac{1}{3}(x^2 + 1)^3 + C$  is the integrand of the original integral.

**EXAMPLE 2** Recognizing the  $f(g(x))g'(x)$  Pattern

Find  $\int 5 \cos 5x dx$ .

**Solution** Letting  $g(x) = 5x$ , you obtain

$$g'(x) = 5$$

and

$$f(g(x)) = f(5x) = \cos 5x.$$

From this, you can recognize that the integrand follows the  $f(g(x))g'(x)$  pattern. Using the Cosine Rule for Integration and Theorem 4.13, you can write

$$\int \underbrace{(\cos 5x)}_{f(g(x))} \underbrace{(5)}_{g'(x)} dx = \sin 5x + C.$$

You can check this by differentiating  $\sin 5x + C$  to obtain the original integrand.

► **TECHNOLOGY** Try using  
 • a computer algebra system,  
 • such as *Maple*, *Mathematica*,  
 • or the *TI-Nspire*, to find the  
 • integrals given in Examples 1  
 • and 2. Do you obtain the same  
 • antiderivatives that are listed in  
 • the examples?

**Exploration**

**Recognizing Patterns** The integrand in each of the integrals labeled (a)–(c) fits the pattern  $f(g(x))g'(x)$ . Identify the pattern and use the result to find the integral.

$$\text{a. } \int 2x(x^2 + 1)^4 dx \quad \text{b. } \int 3x^2 \sqrt{x^3 + 1} dx \quad \text{c. } \int (\sec^2 x)(\tan x + 3) dx$$

The integrals labeled (d)–(f) are similar to (a)–(c). Show how you can multiply and divide by a constant to find these integrals.

$$\text{d. } \int x(x^2 + 1)^4 dx \quad \text{e. } \int x^2 \sqrt{x^3 + 1} dx \quad \text{f. } \int (2 \sec^2 x)(\tan x + 3) dx$$

The integrands in Examples 1 and 2 fit the  $f(g(x))g'(x)$  pattern exactly—you only had to recognize the pattern. You can extend this technique considerably with the Constant Multiple Rule

$$\int kf(x) dx = k \int f(x) dx.$$

Many integrands contain the essential part (the variable part) of  $g'(x)$  but are missing a constant multiple. In such cases, you can multiply and divide by the necessary constant multiple, as shown in Example 3.

### EXAMPLE 3 Multiplying and Dividing by a Constant

Find the indefinite integral.

$$\int x(x^2 + 1)^2 dx$$

**Solution** This is similar to the integral given in Example 1, except that the integrand is missing a factor of 2. Recognizing that  $2x$  is the derivative of  $x^2 + 1$ , you can let

$$g(x) = x^2 + 1$$

and supply the  $2x$  as shown.

$$\begin{aligned} \int x(x^2 + 1)^2 dx &= \int (x^2 + 1)^2 \left(\frac{1}{2}\right)(2x) dx && \text{Multiply and divide by 2.} \\ &= \frac{1}{2} \int \overbrace{(x^2 + 1)^2}^{f(g(x))} \overbrace{(2x)}^{g'(x)} dx && \text{Constant Multiple Rule} \\ &= \frac{1}{2} \left[ \frac{(x^2 + 1)^3}{3} \right] + C && \text{Integrate.} \\ &= \frac{1}{6} (x^2 + 1)^3 + C && \text{Simplify.} \end{aligned}$$

In practice, most people would not write as many steps as are shown in Example 3. For instance, you could evaluate the integral by simply writing

$$\begin{aligned} \int x(x^2 + 1)^2 dx &= \frac{1}{2} \int (x^2 + 1)^2 (2x) dx \\ &= \frac{1}{2} \left[ \frac{(x^2 + 1)^3}{3} \right] + C \\ &= \frac{1}{6} (x^2 + 1)^3 + C. \end{aligned}$$

Be sure you see that the *Constant Multiple Rule* applies only to *constants*. You cannot multiply and divide by a variable and then move the variable outside the integral sign. For instance,

$$\int (x^2 + 1)^2 dx \neq \frac{1}{2x} \int (x^2 + 1)^2 (2x) dx.$$

After all, if it were legitimate to move variable quantities outside the integral sign, you could move the entire integrand out and simplify the whole process. But the result would be incorrect.

### Change of Variables for Indefinite Integrals

With a formal **change of variables**, you completely rewrite the integral in terms of  $u$  and  $du$  (or any other convenient variable). Although this procedure can involve more written steps than the pattern recognition illustrated in Examples 1 through 3, it is useful for complicated integrands. The change of variables technique uses the Leibniz notation for the differential. That is, if  $u = g(x)$ , then  $du = g'(x) dx$ , and the integral in Theorem 4.13 takes the form

$$\int f(g(x))g'(x) dx = \int f(u) du = F(u) + C.$$

#### EXAMPLE 4 Change of Variables

Find  $\int \sqrt{2x - 1} dx$ .

**Solution** First, let  $u$  be the inner function,  $u = 2x - 1$ . Then calculate the differential  $du$  to be  $du = 2 dx$ . Now, using  $\sqrt{2x - 1} = \sqrt{u}$  and  $dx = du/2$ , substitute to obtain

- **REMARK** Because
- integration is usually more
- difficult than differentiation,
- you should always check your
- answer to an integration
- problem by differentiating.
- For instance, in Example 4,
- you should differentiate
- $\frac{1}{3}(2x - 1)^{3/2} + C$  to verify that
- you obtain the original integrand.
- .....

$$\begin{aligned} \int \sqrt{2x - 1} dx &= \int \sqrt{u} \left(\frac{du}{2}\right) && \text{Integral in terms of } u \\ &= \frac{1}{2} \int u^{1/2} du && \text{Constant Multiple Rule} \\ &= \frac{1}{2} \left(\frac{u^{3/2}}{3/2}\right) + C && \text{Antiderivative in terms of } u \\ &= \frac{1}{3} u^{3/2} + C && \text{Simplify.} \\ &= \frac{1}{3} (2x - 1)^{3/2} + C. && \text{Antiderivative in terms of } x \end{aligned}$$

#### EXAMPLE 5 Change of Variables

••••▶ See [LarsonCalculus.com](http://LarsonCalculus.com) for an interactive version of this type of example.

Find  $\int x\sqrt{2x - 1} dx$ .

**Solution** As in the previous example, let  $u = 2x - 1$  and obtain  $dx = du/2$ . Because the integrand contains a factor of  $x$ , you must also solve for  $x$  in terms of  $u$ , as shown.

$$u = 2x - 1 \implies x = \frac{u + 1}{2} \quad \text{Solve for } x \text{ in terms of } u.$$

Now, using substitution, you obtain

$$\begin{aligned} \int x\sqrt{2x - 1} dx &= \int \left(\frac{u + 1}{2}\right) u^{1/2} \left(\frac{du}{2}\right) \\ &= \frac{1}{4} \int (u^{3/2} + u^{1/2}) du \\ &= \frac{1}{4} \left(\frac{u^{5/2}}{5/2} + \frac{u^{3/2}}{3/2}\right) + C \\ &= \frac{1}{10} (2x - 1)^{5/2} + \frac{1}{6} (2x - 1)^{3/2} + C. \end{aligned}$$

To complete the change of variables in Example 5, you solved for  $x$  in terms of  $u$ . Sometimes this is very difficult. Fortunately, it is not always necessary, as shown in the next example.

### EXAMPLE 6 Change of Variables

Find  $\int \sin^2 3x \cos 3x \, dx$ .

**Solution** Because  $\sin^2 3x = (\sin 3x)^2$ , you can let  $u = \sin 3x$ . Then

$$du = (\cos 3x)(3) \, dx.$$

Now, because  $\cos 3x \, dx$  is part of the original integral, you can write

$$\frac{du}{3} = \cos 3x \, dx.$$

Substituting  $u$  and  $du/3$  in the original integral yields

$$\begin{aligned} \int \sin^2 3x \cos 3x \, dx &= \int u^2 \frac{du}{3} \\ &= \frac{1}{3} \int u^2 \, du \\ &= \frac{1}{3} \left( \frac{u^3}{3} \right) + C \\ &= \frac{1}{9} \sin^3 3x + C. \end{aligned}$$




**REMARK** When making a change of variables, be sure that your answer is written using the same variables as in the original integrand. For instance, in Example 6, you should not leave your answer as

$$\frac{1}{9}u^3 + C$$

but rather, you should replace  $u$  by  $\sin 3x$ .

You can check this by differentiating.

$$\begin{aligned} \frac{d}{dx} \left[ \frac{1}{9} \sin^3 3x + C \right] &= \left( \frac{1}{9} \right) (3) (\sin 3x)^2 (\cos 3x) (3) \\ &= \sin^2 3x \cos 3x \end{aligned}$$

Because differentiation produces the original integrand, you know that you have obtained the correct antiderivative. 

The steps used for integration by substitution are summarized in the following guidelines.

#### GUIDELINES FOR MAKING A CHANGE OF VARIABLES

1. Choose a substitution  $u = g(x)$ . Usually, it is best to choose the *inner* part of a composite function, such as a quantity raised to a power.
2. Compute  $du = g'(x) \, dx$ .
3. Rewrite the integral in terms of the variable  $u$ .
4. Find the resulting integral in terms of  $u$ .
5. Replace  $u$  by  $g(x)$  to obtain an antiderivative in terms of  $x$ .
6. Check your answer by differentiating.

So far, you have seen two techniques for applying substitution, and you will see more techniques in the remainder of this section. Each technique differs slightly from the others. You should remember, however, that the goal is the same with each technique—you are trying to find an antiderivative of the integrand.

## The General Power Rule for Integration

One of the most common  $u$ -substitutions involves quantities in the integrand that are raised to a power. Because of the importance of this type of substitution, it is given a special name—the **General Power Rule for Integration**. A proof of this rule follows directly from the (simple) Power Rule for Integration, together with Theorem 4.13.

### THEOREM 4.14 The General Power Rule for Integration

If  $g$  is a differentiable function of  $x$ , then

$$\int [g(x)]^n g'(x) dx = \frac{[g(x)]^{n+1}}{n+1} + C, \quad n \neq -1.$$

Equivalently, if  $u = g(x)$ , then

$$\int u^n du = \frac{u^{n+1}}{n+1} + C, \quad n \neq -1.$$

### EXAMPLE 7 Substitution and the General Power Rule

- a.  $\int 3(3x - 1)^4 dx = \int \overbrace{(3x - 1)^4}^{u^4} \overbrace{(3)}^{du} dx = \frac{\overbrace{(3x - 1)^5}^{u^5/5}}{5} + C$
- b.  $\int (2x + 1)(x^2 + x) dx = \int \overbrace{(x^2 + x)^1}^{u^1} \overbrace{(2x + 1)}^{du} dx = \frac{\overbrace{(x^2 + x)^2}^{u^2/2}}{2} + C$
- c.  $\int 3x^2 \sqrt{x^3 - 2} dx = \int \overbrace{(x^3 - 2)^{1/2}}^{u^{1/2}} \overbrace{(3x^2)}^{du} dx = \frac{\overbrace{(x^3 - 2)^{3/2}}^{u^{3/2}/(3/2)}}{3/2} + C = \frac{2}{3}(x^3 - 2)^{3/2} + C$
- d.  $\int \frac{-4x}{(1 - 2x^2)^2} dx = \int \overbrace{(1 - 2x^2)^{-2}}^{u^{-2}} \overbrace{(-4x)}^{du} dx = \frac{\overbrace{(1 - 2x^2)^{-1}}^{u^{-1}/(-1)}}{-1} + C = -\frac{1}{1 - 2x^2} + C$
- e.  $\int \cos^2 x \sin x dx = -\int \overbrace{(\cos x)^2}^{u^2} \overbrace{(-\sin x)}^{du} dx = -\frac{\overbrace{(\cos x)^3}^{u^3/3}}{3} + C$  ■

Some integrals whose integrands involve quantities raised to powers cannot be found by the General Power Rule. Consider the two integrals

$$\int x(x^2 + 1)^2 dx \quad \text{and} \quad \int (x^2 + 1)^2 dx.$$

The substitution

$$u = x^2 + 1$$

works in the first integral but not in the second. In the second, the substitution fails because the integrand lacks the factor  $x$  needed for  $du$ . Fortunately, *for this particular integral*, you can expand the integrand as

$$(x^2 + 1)^2 = x^4 + 2x^2 + 1$$

and use the (simple) Power Rule to integrate each term.

## Change of Variables for Definite Integrals

When using  $u$ -substitution with a definite integral, it is often convenient to determine the limits of integration for the variable  $u$  rather than to convert the antiderivative back to the variable  $x$  and evaluate at the original limits. This change of variables is stated explicitly in the next theorem. The proof follows from Theorem 4.13 combined with the Fundamental Theorem of Calculus.

### THEOREM 4.15 Change of Variables for Definite Integrals

If the function  $u = g(x)$  has a continuous derivative on the closed interval  $[a, b]$  and  $f$  is continuous on the range of  $g$ , then

$$\int_a^b f(g(x))g'(x) dx = \int_{g(a)}^{g(b)} f(u) du.$$

### EXAMPLE 8 Change of Variables

Evaluate  $\int_0^1 x(x^2 + 1)^3 dx$ .

**Solution** To evaluate this integral, let  $u = x^2 + 1$ . Then, you obtain

$$du = 2x dx.$$

Before substituting, determine the new upper and lower limits of integration.

**Lower Limit**

$$\text{When } x = 0, u = 0^2 + 1 = 1.$$

**Upper Limit**

$$\text{When } x = 1, u = 1^2 + 1 = 2.$$

Now, you can substitute to obtain

$$\begin{aligned} \int_0^1 x(x^2 + 1)^3 dx &= \frac{1}{2} \int_0^1 (x^2 + 1)^3 (2x) dx && \text{Integration limits for } x \\ &= \frac{1}{2} \int_1^2 u^3 du && \text{Integration limits for } u \\ &= \frac{1}{2} \left[ \frac{u^4}{4} \right]_1^2 \\ &= \frac{1}{2} \left( 4 - \frac{1}{4} \right) \\ &= \frac{15}{8}. \end{aligned}$$

Notice that you obtain the same result when you rewrite the antiderivative  $\frac{1}{2}(u^4/4)$  in terms of the variable  $x$  and evaluate the definite integral at the original limits of integration, as shown below.

$$\begin{aligned} \frac{1}{2} \left[ \frac{u^4}{4} \right]_1^2 &= \frac{1}{2} \left[ \frac{(x^2 + 1)^4}{4} \right]_0^1 \\ &= \frac{1}{2} \left( 4 - \frac{1}{4} \right) \\ &= \frac{15}{8} \end{aligned}$$



**EXAMPLE 9** Change of Variables

Evaluate the definite integral.

$$\int_1^5 \frac{x}{\sqrt{2x-1}} dx$$

**Solution** To evaluate this integral, let  $u = \sqrt{2x-1}$ . Then, you obtain

$$\begin{aligned} u^2 &= 2x - 1 \\ u^2 + 1 &= 2x \\ \frac{u^2 + 1}{2} &= x \\ u du &= dx. \end{aligned} \quad \text{Differentiate each side.}$$

Before substituting, determine the new upper and lower limits of integration.

**Lower Limit**

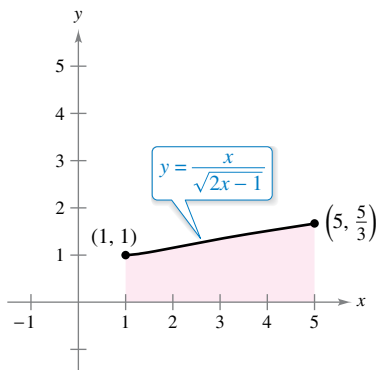
When  $x = 1$ ,  $u = \sqrt{2-1} = 1$ .

**Upper Limit**

When  $x = 5$ ,  $u = \sqrt{10-1} = 3$ .

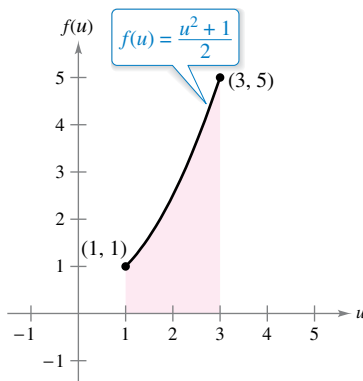
Now, substitute to obtain

$$\begin{aligned} \int_1^5 \frac{x}{\sqrt{2x-1}} dx &= \int_1^3 \frac{1}{u} \left( \frac{u^2 + 1}{2} \right) u du \\ &= \frac{1}{2} \int_1^3 (u^2 + 1) du \\ &= \frac{1}{2} \left[ \frac{u^3}{3} + u \right]_1^3 \\ &= \frac{1}{2} \left( 9 + 3 - \frac{1}{3} - 1 \right) \\ &= \frac{16}{3}. \end{aligned}$$



The region before substitution has an area of  $\frac{16}{3}$ .

**Figure 4.38**



The region after substitution has an area of  $\frac{16}{3}$ .

**Figure 4.39**

Geometrically, you can interpret the equation

$$\int_1^5 \frac{x}{\sqrt{2x-1}} dx = \int_1^3 \frac{u^2 + 1}{2} du$$

to mean that the two *different* regions shown in Figures 4.38 and 4.39 have the *same* area.

When evaluating definite integrals by substitution, it is possible for the upper limit of integration of the  $u$ -variable form to be smaller than the lower limit. When this happens, do not rearrange the limits. Simply evaluate as usual. For example, after substituting  $u = \sqrt{1-x}$  in the integral

$$\int_0^1 x^2(1-x)^{1/2} dx$$

you obtain  $u = \sqrt{1-0} = 1$  when  $x = 0$ , and  $u = \sqrt{1-1} = 0$  when  $x = 1$ . So, the correct  $u$ -variable form of this integral is

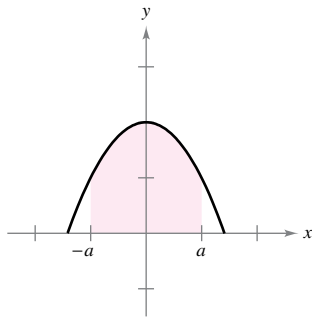
$$-2 \int_1^0 (1-u^2)^2 u^2 du.$$

Expanding the integrand, you can evaluate this integral as shown.

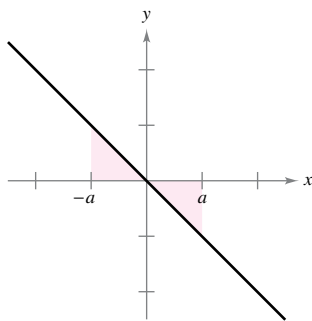
$$-2 \int_1^0 (u^2 - 2u^4 + u^6) du = -2 \left[ \frac{u^3}{3} - \frac{2u^5}{5} + \frac{u^7}{7} \right]_1^0 = -2 \left( -\frac{1}{3} + \frac{2}{5} - \frac{1}{7} \right) = \frac{16}{105}$$

### Integration of Even and Odd Functions

Even with a change of variables, integration can be difficult. Occasionally, you can simplify the evaluation of a definite integral over an interval that is symmetric about the y-axis or about the origin by recognizing the integrand to be an even or odd function (see Figure 4.40).



Even function



Odd function

Figure 4.40

#### THEOREM 4.16 Integration of Even and Odd Functions

Let  $f$  be integrable on the closed interval  $[-a, a]$ .

1. If  $f$  is an *even* function, then  $\int_{-a}^a f(x) dx = 2 \int_0^a f(x) dx$ .
2. If  $f$  is an *odd* function, then  $\int_{-a}^a f(x) dx = 0$ .



**Proof** Here is the proof of the first property. (The proof of the second property is left to you [see Exercise 101].) Because  $f$  is even, you know that

$$f(x) = f(-x).$$

Using Theorem 4.13 with the substitution  $u = -x$  produces

$$\int_{-a}^0 f(x) dx = \int_a^0 f(-u)(-du) = - \int_a^0 f(u) du = \int_0^a f(u) du = \int_0^a f(x) dx.$$

Finally, using Theorem 4.6, you obtain

$$\begin{aligned} \int_{-a}^a f(x) dx &= \int_{-a}^0 f(x) dx + \int_0^a f(x) dx \\ &= \int_0^a f(x) dx + \int_0^a f(x) dx \\ &= 2 \int_0^a f(x) dx. \end{aligned}$$

#### EXAMPLE 10 Integration of an Odd Function

Evaluate the definite integral.

$$\int_{-\pi/2}^{\pi/2} (\sin^3 x \cos x + \sin x \cos x) dx$$

**Solution** Letting  $f(x) = \sin^3 x \cos x + \sin x \cos x$  produces

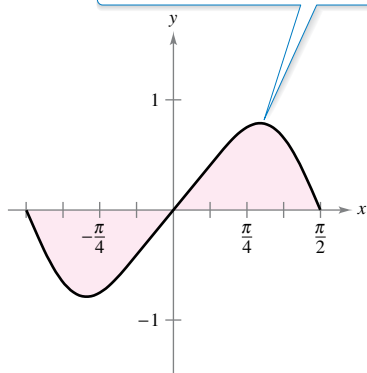
$$\begin{aligned} f(-x) &= \sin^3(-x) \cos(-x) + \sin(-x) \cos(-x) \\ &= -\sin^3 x \cos x - \sin x \cos x \\ &= -f(x). \end{aligned}$$

So,  $f$  is an odd function, and because  $f$  is symmetric about the origin over  $[-\pi/2, \pi/2]$ , you can apply Theorem 4.16 to conclude that

$$\int_{-\pi/2}^{\pi/2} (\sin^3 x \cos x + \sin x \cos x) dx = 0.$$

From Figure 4.41, you can see that the two regions on either side of the y-axis have the same area. However, because one lies below the x-axis and one lies above it, integration produces a cancellation effect. (More will be said about areas below the x-axis in Section 7.1.)

$$f(x) = \sin^3 x \cos x + \sin x \cos x$$



Because  $f$  is an odd function,

$$\int_{-\pi/2}^{\pi/2} f(x) dx = 0.$$

Figure 4.41

# 4.5 Exercises

See [CalcChat.com](http://CalcChat.com) for tutorial help and worked-out solutions to odd-numbered exercises.

### CONCEPT CHECK

- Constant Multiple Rule** Explain how to use the Constant Multiple Rule when finding an indefinite integral.
- Change of Variables** In your own words, summarize the guidelines for making a change of variables when finding an indefinite integral.
- The General Power Rule for Integration** Describe the General Power Rule for Integration in your own words.
- Analyzing the Integrand** Without integrating, explain why

$$\int_{-2}^2 x(x^2 + 1)^2 dx = 0.$$



**Recognizing Patterns** In Exercises 5–8, complete the table by identifying  $u$  and  $du$  for the integral.

	$\int f(g(x))g'(x) dx$	$u = g(x)$	$du = g'(x) dx$
5.	$\int (5x^2 + 1)^2(10x) dx$	_____	_____
6.	$\int x^2 \sqrt{x^3 + 1} dx$	_____	_____
7.	$\int \tan^2 x \sec^2 x dx$	_____	_____
8.	$\int \frac{\cos x}{\sin^2 x} dx$	_____	_____



**Finding an Indefinite Integral** In Exercises 9–30, find the indefinite integral and check the result by differentiation.

- |                                       |   |
|---------------------------------------|---|
| 9. $\int (1 + 6x)^4(6) dx$            | 10. $\int (x^2 - 9)^3(2x) dx$           |
| 11. $\int \sqrt{25 - x^2}(-2x) dx$    | 12. $\int \sqrt[3]{3 - 4x^2}(-8x) dx$   |
| 13. $\int x^3(x^4 + 3)^2 dx$          | 14. $\int x^2(6 - x^3)^5 dx$            |
| 15. $\int x^2(2x^3 - 1)^4 dx$         | 16. $\int x(5x^2 + 4)^3 dx$             |
| 17. $\int t\sqrt{t^2 + 2} dt$         | 18. $\int t^3\sqrt{2t^4 + 3} dt$        |
| 19. $\int 5x\sqrt[3]{1 - x^2} dx$     | 20. $\int 6u^6\sqrt{u^7 + 8} du$        |
| 21. $\int \frac{7x}{(1 - x^2)^3} dx$  | 22. $\int \frac{x^3}{(1 + x^4)^2} dx$   |
| 23. $\int \frac{x^2}{(1 + x^3)^2} dx$ | 24. $\int \frac{6x^2}{(4x^3 - 9)^3} dx$ |

- |   |   |
|---|---|
| 25. $\int \frac{x}{\sqrt{1 - x^2}} dx$                                  | 26. $\int \frac{x^3}{\sqrt{1 + x^4}} dx$                                  |
| 27. $\int \left(1 + \frac{1}{t}\right)^3 \left(\frac{1}{t^2}\right) dt$ | 28. $\int \left(8 - \frac{1}{t^4}\right)^2 \left(\frac{1}{t^5}\right) dt$ |
| 29. $\int \frac{1}{\sqrt{2x}} dx$                                       | 30. $\int \frac{x}{\sqrt[3]{5x^2}} dx$                                    |



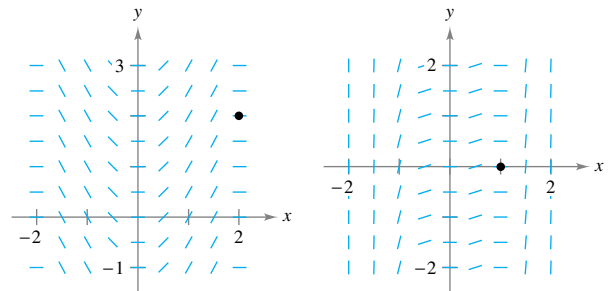
**Differential Equation** In Exercises 31–34, find the general solution of the differential equation.

- |   |   |
|---|---|
| 31. $\frac{dy}{dx} = 4x + \frac{4x}{\sqrt{16 - x^2}}$ | 32. $\frac{dy}{dx} = \frac{10x^2}{\sqrt{1 + x^3}}$          |
| 33. $\frac{dy}{dx} = \frac{x + 1}{(x^2 + 2x - 3)^2}$  | 34. $\frac{dy}{dx} = \frac{18 - 6x^2}{\sqrt{x^3 - 9x + 7}}$ |



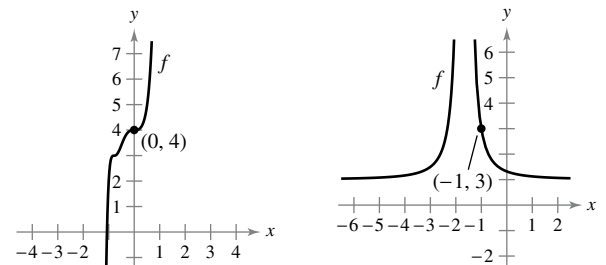
**Slope Field** In Exercises 35 and 36, a differential equation, a point, and a slope field are given. A *slope field* (or *direction field*) consists of line segments with slopes given by the differential equation. These line segments give a visual perspective of the slopes of the solutions of the differential equation. (a) Sketch two approximate solutions of the differential equation on the slope field, one of which passes through the given point. (To print an enlarged copy of the graph, go to [MathGraphs.com](http://MathGraphs.com).) (b) Use integration and the given point to find the particular solution of the differential equation and use a graphing utility to graph the solution. Compare the result with the sketch in part (a) that passes through the given point.

- |  |   |
|--|---|
| 35. $\frac{dy}{dx} = x\sqrt{4 - x^2}$ , (2, 2) | 36. $\frac{dy}{dx} = x^2(x^3 - 1)^2$ , (1, 0) |
|--|---|




**Differential Equation** In Exercises 37 and 38, the graph of a function  $f$  is shown. Use the differential equation and the given point to find an equation of the function.

- |   |  |
|---|--|
| 37. $\frac{dy}{dx} = 18x^2(2x^3 + 1)^2$ | 38. $\frac{dy}{dx} = \frac{-48}{(3x + 5)^3}$ |
|---|--|



 **Finding an Indefinite Integral** In Exercises 39–48, find the indefinite integral.


39.  $\int \pi \sin \pi x \, dx$       40.  $\int \sin 4x \, dx$   
 41.  $\int \cos 6x \, dx$       42.  $\int \csc^2\left(\frac{x}{2}\right) dx$   
 43.  $\int \frac{1}{\theta^2} \cos \frac{1}{\theta} d\theta$       44.  $\int x \sin x^2 \, dx$   
 45.  $\int \sin 2x \cos 2x \, dx$       46.  $\int \sqrt[3]{\tan x} \sec^2 x \, dx$   
 47.  $\int \frac{\csc^2 x}{\cot^3 x} dx$       48.  $\int \frac{\sin x}{\cos^3 x} dx$

 **Finding an Equation** In Exercises 49–52, find an equation for the function  $f$  that has the given derivative and whose graph passes through the given point.


- | Derivative                      | Point                           |
|---------------------------------|---------------------------------|
| 49. $f'(x) = -\sin \frac{x}{2}$ | (0, 6)                          |
| 50. $f'(x) = \sec^2 2x$         | $\left(\frac{\pi}{2}, 2\right)$ |
| 51. $f'(x) = 2x(4x^2 - 10)^2$   | (2, 10)                         |
| 52. $f'(x) = -2x\sqrt{8 - x^2}$ | (2, 7)                          |

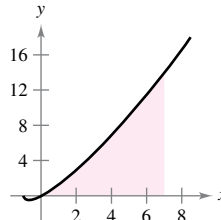
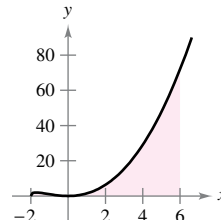
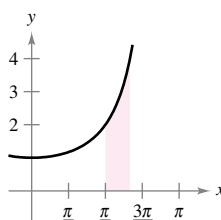
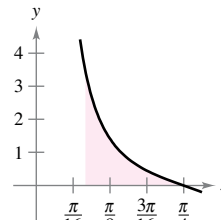
 **Change of Variables** In Exercises 53–60, find the indefinite integral by making a change of variables.


53.  $\int x\sqrt{x+6} \, dx$       54.  $\int x\sqrt{3x-4} \, dx$   
 55.  $\int x^2\sqrt{1-x} \, dx$       56.  $\int (x+1)\sqrt{2-x} \, dx$   
 57.  $\int \frac{x^2-1}{\sqrt{2x-1}} dx$       58.  $\int \frac{2x+1}{\sqrt{x+4}} dx$   
 59.  $\int \cos^3 2x \sin 2x \, dx$       60.  $\int \sec^5 7x \tan 7x \, dx$

 **Evaluating a Definite Integral** In Exercises 61–68, evaluate the definite integral. Use a graphing utility to verify your result.

61.  $\int_{-1}^1 x(x^2+1)^3 \, dx$       62.  $\int_0^1 x^3(2x^4+1)^2 \, dx$   
 63.  $\int_1^2 2x^2\sqrt{x^3+1} \, dx$       64.  $\int_{-1}^0 x\sqrt{1-x^2} \, dx$   
 65.  $\int_0^2 \frac{1}{\sqrt{2x+1}} dx$       66.  $\int_0^2 \frac{x}{\sqrt{1+2x^2}} dx$   
 67.  $\int_1^9 \frac{1}{\sqrt{x(1+\sqrt{x})^2}} dx$       68.  $\int_4^5 \frac{x}{\sqrt{2x-6}} dx$

 **Finding the Area of a Region** In Exercises 69–72, find the area of the region. Use a graphing utility to verify your result.

69.  $\int_0^7 x\sqrt[3]{x+1} \, dx$       70.  $\int_{-2}^6 x^2\sqrt[3]{x+2} \, dx$
- 
- 
71.  $\int_{\pi/2}^{2\pi/3} \sec^2\left(\frac{x}{2}\right) dx$       72.  $\int_{\pi/12}^{\pi/4} \csc 2x \cot 2x \, dx$
- 
- 

 **Even and Odd Functions** In Exercises 73–76, evaluate the integral using the properties of even and odd functions as an aid.

73.  $\int_{-2}^2 x^2(x^2+1) \, dx$       74.  $\int_{-2}^2 x(x^2+1)^3 \, dx$   
 75.  $\int_{-\pi/2}^{\pi/2} \sin x \cos x \, dx$       76.  $\int_{-\pi/2}^{\pi/2} \sin^2 x \cos x \, dx$   
 77. **Using an Even Function** Use  $\int_0^6 x^2 \, dx = 72$  to evaluate each definite integral without using the Fundamental Theorem of Calculus.  
 (a)  $\int_{-6}^6 x^2 \, dx$       (b)  $\int_{-6}^0 x^2 \, dx$   
 (c)  $\int_0^6 -2x^2 \, dx$       (d)  $\int_{-6}^6 3x^2 \, dx$

78. **Using Symmetry** Use the symmetry of the graphs of the sine and cosine functions as an aid in evaluating each definite integral.

- (a)  $\int_{-\pi/4}^{\pi/4} \sin x \, dx$       (b)  $\int_{-\pi/4}^{\pi/4} \cos x \, dx$   
 (c)  $\int_{-\pi/2}^{\pi/2} \cos x \, dx$       (d)  $\int_{-\pi/2}^{\pi/2} \sin x \cos x \, dx$

**Even and Odd Functions** In Exercises 79 and 80, write the integral as the sum of the integral of an odd function and the integral of an even function. Use this simplification to evaluate the integral.

79.  $\int_{-3}^3 (x^3 + 4x^2 - 3x - 6) \, dx$       80.  $\int_{-\pi/2}^{\pi/2} (\sin 4x + \cos 4x) \, dx$

**EXPLORING CONCEPTS**

**81. Choosing an Integral** You are asked to find one of the integrals. Which one would you choose? Explain.

(a)  $\int \sqrt{x^3 + 1} dx$  or  $\int x^2 \sqrt{x^3 + 1} dx$

(b)  $\int \cot 2x dx$  or  $\int \cot^3 2x \csc^2 2x dx$

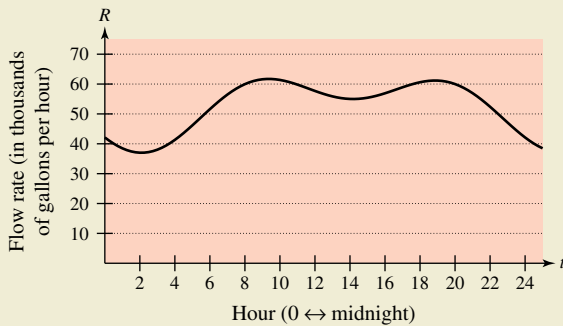
**82. Comparing Methods** Find the indefinite integral in two ways. Explain any difference in the forms of the answers.

(a)  $\int (2x - 1)^2 dx$       (b)  $\int \sin x \cos x dx$

**83. Depreciation** The rate of depreciation  $dV/dt$  of a machine is inversely proportional to the square of  $(t + 1)$ , where  $V$  is the value of the machine  $t$  years after it was purchased. The initial value of the machine was \$500,000, and its value decreased \$100,000 in the first year. Estimate its value after 4 years.



**84. HOW DO YOU SEE IT?** The graph shows the flow rate of water at a pumping station for one day.



- (a) Approximate the maximum flow rate at the pumping station. At what time does this occur?
- (b) Explain how you can find the amount of water used during the day.
- (c) Approximate the two-hour period when the least amount of water is used. Explain your reasoning.

**85. Sales** The sales  $S$  (in thousands of units) of a seasonal product are given by the model

$$S = 74.50 + 43.75 \sin \frac{\pi t}{6}$$

where  $t$  is the time in months, with  $t = 1$  corresponding to January. Find the average sales for each time period.

- (a) The first quarter ( $0 \leq t \leq 3$ )
- (b) The second quarter ( $3 \leq t \leq 6$ )
- (c) The entire year ( $0 \leq t \leq 12$ )

**86. Electricity** The oscillating current in an electrical circuit is

$$I = 2 \sin(60\pi t) + \cos(120\pi t)$$

where  $I$  is measured in amperes and  $t$  is measured in seconds. Find the average current for each time interval.

(a)  $0 \leq t \leq \frac{1}{60}$

(b)  $0 \leq t \leq \frac{1}{240}$

(c)  $0 \leq t \leq \frac{1}{30}$



**87. Graphical Analysis** Consider the functions  $f$  and  $g$ , where

$$f(x) = 6 \sin x \cos^2 x \quad \text{and} \quad g(t) = \int_0^t f(x) dx.$$

- (a) Use a graphing utility to graph  $f$  and  $g$  in the same viewing window.
- (b) Explain why  $g$  is nonnegative.
- (c) Identify the points on the graph of  $g$  that correspond to the extrema of  $f$ .
- (d) Does each of the zeros of  $f$  correspond to an extremum of  $g$ ? Explain.
- (e) Consider the function

$$h(t) = \int_{\pi/2}^t f(x) dx.$$

Use a graphing utility to graph  $h$ . What is the relationship between  $g$  and  $h$ ? Verify your conjecture.

**88. Finding a Limit Using a Definite Integral** Find

$$\lim_{n \rightarrow \infty} \sum_{i=1}^n \frac{\sin(i\pi/n)}{n}$$

by evaluating an appropriate definite integral over the interval  $[0, 1]$ .

**89. Rewriting Integrals**

(a) Show that  $\int_0^1 x^3(1-x)^8 dx = \int_0^1 x^8(1-x)^3 dx$

(b) Show that  $\int_0^1 x^a(1-x)^b dx = \int_0^1 x^b(1-x)^a dx$ .

**90. Rewriting Integrals**

(a) Show that  $\int_0^{\pi/2} \sin^2 x dx = \int_0^{\pi/2} \cos^2 x dx$ .

(b) Show that

$$\int_0^{\pi/2} \sin^n x dx = \int_0^{\pi/2} \cos^n x dx$$

where  $n$  is a positive integer.

**Probability** In Exercises 91 and 92, the function

$$f(x) = kx^n(1 - x)^m, \quad 0 \leq x \leq 1$$

where  $n > 0$ ,  $m > 0$ , and  $k$  is a constant, can be used to represent various probability distributions. If  $k$  is chosen such that

$$\int_0^1 f(x) dx = 1$$

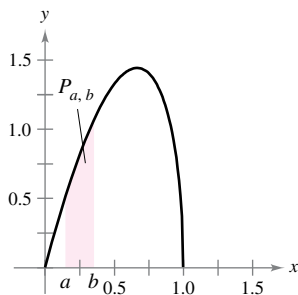
then the probability that  $x$  will fall between  $a$  and  $b$  ( $0 \leq a \leq b \leq 1$ ) is

$$P_{a,b} = \int_a^b f(x) dx.$$

**91.** The probability that a person will remember between 100a% and 100b% of material learned in an experiment is

$$P_{a,b} = \int_a^b \frac{15}{4} x \sqrt{1-x} dx$$

where  $x$  represents the proportion remembered. (See figure.)

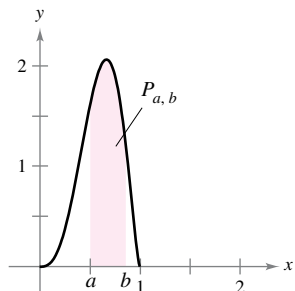


- (a) For a randomly chosen individual, what is the probability that he or she will recall between 50% and 75% of the material?
- (b) What is the median percent recall? That is, for what value of  $b$  is it true that the probability of recalling 0 to  $b$  is 0.5?

**92.** The probability that ore samples taken from a region contain between 100a% and 100b% iron is

$$P_{a,b} = \int_a^b \frac{1155}{32} x^3(1-x)^{3/2} dx$$

where  $x$  represents the proportion of iron. (See figure.)



- (a) What is the probability that a sample will contain between 0% and 25% iron?
- (b) What is the probability that a sample will contain between 50% and 100% iron?

**True or False?** In Exercises 93–98, determine whether the statement is true or false. If it is false, explain why or give an example that shows it is false.

**93.**  $\int 3x^2(x^3 + 5)^{-2} dx = -(x^3 + 5)^{-1} + C$

**94.**  $\int x(x^2 + 1) dx = \frac{1}{2}x^2(\frac{1}{3}x^3 + x) + C$

**95.**  $\int_{-10}^{10} (ax^3 + bx^2 + cx + d) dx = 2 \int_0^{10} (bx^2 + d) dx$

**96.**  $\int_a^b \sin x dx = \int_a^{b+2\pi} \sin x dx$

**97.**  $4 \int \sin x \cos x dx = -\cos 2x + C$

**98.**  $\int \sin^2 2x \cos 2x dx = \frac{1}{3} \sin^3 2x + C$

**99. Rewriting Integrals** Assume that  $f$  is continuous everywhere and that  $c$  is a constant. Show that

$$\int_{ca}^{cb} f(x) dx = c \int_a^b f(cx) dx.$$

**100. Integration and Differentiation**

(a) Verify that  $\sin u - u \cos u + C = \int u \sin u du$ .

(b) Use part (a) to show that  $\int_0^{\pi^2} \sin \sqrt{x} dx = 2\pi$ .

**101. Proof** Prove the second property of Theorem 4.16.

**102. Rewriting Integrals** Show that if  $f$  is continuous on the entire real number line, then

$$\int_a^b f(x+h) dx = \int_{a+h}^{b+h} f(x) dx.$$

**PUTNAM EXAM CHALLENGE**

**103.** If  $a_0, a_1, \dots, a_n$  are real numbers satisfying

$$\frac{a_0}{1} + \frac{a_1}{2} + \dots + \frac{a_n}{n+1} = 0,$$

show that the equation

$$a_0 + a_1x + a_2x^2 + \dots + a_nx^n = 0$$

has at least one real root.

**104.** Find all the continuous positive functions  $f(x)$ , for  $0 \leq x \leq 1$ , such that

$$\int_0^1 f(x) dx = 1$$

$$\int_0^1 f(x)x dx = \alpha$$

$$\int_0^1 f(x)x^2 dx = \alpha^2$$

where  $\alpha$  is a given real number.

These problems were composed by the Committee on the Putnam Prize Competition. © The Mathematical Association of America. All rights reserved.

# Review Exercises

See [CalcChat.com](http://CalcChat.com) for tutorial help and worked-out solutions to odd-numbered exercises.

**Finding an Indefinite Integral** In Exercises 1–8, find the indefinite integral.

- $\int (x^3 + 4) dx$
- $\int (x^4 + 3) dx$
- $\int (4x^2 + x + 3) dx$
- $\int \frac{6}{\sqrt[3]{x}} dx$
- $\int \frac{x^4 + 8}{x^3} dx$
- $\int \frac{x^2 + 2x - 6}{x^4} dx$
- $\int (2 \csc^2 x - 9 \sin x) dx$
- $\int (5 \cos x - 2 \sec^2 x) dx$

**Finding a Particular Solution** In Exercises 9–12, find the particular solution of the differential equation that satisfies the initial condition(s).

- $f'(x) = -6x$ ,  $f(1) = -2$
  - $f'(x) = 9x^2 + 1$ ,  $f(0) = 7$
  - $f''(x) = 24x$ ,  $f'(-1) = 7$ ,  $f(1) = -4$
  - $f''(x) = 2 \cos x$ ,  $f'(0) = 4$ ,  $f(0) = -5$
- 13. Vertical Motion** A ball is thrown vertically upward from ground level with an initial velocity of 96 feet per second. Assume the acceleration of the ball is  $a(t) = -32$  feet per second per second. (Neglect air resistance.)
- How long will it take the ball to rise to its maximum height? What is the maximum height?
  - After how many seconds is the velocity of the ball one-half the initial velocity?
  - What is the height of the ball when its velocity is one-half the initial velocity?
- 14. Vertical Motion** With what initial velocity must an object be thrown upward (from a height of 3 meters) to reach a maximum height of 150 meters? Assume the acceleration of the object is  $a(t) = 9.8$  meters per second per second. (Neglect air resistance.)

**Finding a Sum** In Exercises 15 and 16, find the sum by adding each term together. Use the summation capabilities of a graphing utility to verify your result.

- $\sum_{i=1}^5 (5i - 3)$
- $\sum_{k=0}^3 (k^2 + 1)$

**Using Sigma Notation** In Exercises 17 and 18, use sigma notation to write the sum.

- $\frac{1}{5(3)} + \frac{2}{5(4)} + \frac{3}{5(5)} + \cdots + \frac{10}{5(12)}$
- $\left(\frac{3}{n}\right)\left(\frac{1+1}{n}\right)^2 + \left(\frac{3}{n}\right)\left(\frac{2+1}{n}\right)^2 + \cdots + \left(\frac{3}{n}\right)\left(\frac{n+1}{n}\right)^2$

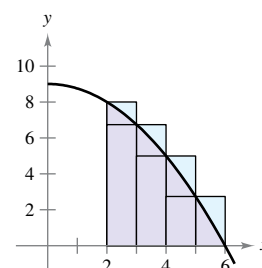
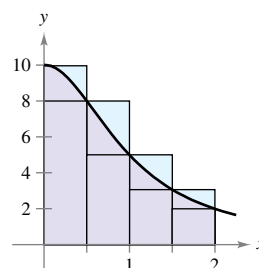
**Evaluating a Sum** In Exercises 19–24, use the properties of summation and Theorem 4.2 to evaluate the sum. Use the summation capabilities of a graphing utility to verify your result.

- $\sum_{i=1}^{24} 8$
- $\sum_{i=1}^{75} 5i$

- $\sum_{i=1}^{20} 2i$
- $\sum_{i=1}^{30} (3i - 4)$
- $\sum_{i=1}^{20} (i + 1)^2$
- $\sum_{i=1}^{12} i(i^2 - 1)$

**Finding Upper and Lower Sums for a Region** In Exercises 25 and 26, use upper and lower sums to approximate the area of the region using the given number of subintervals (of equal width.)

- $y = \frac{10}{x^2 + 1}$
- $y = 9 - \frac{1}{4}x^2$



**Finding Upper and Lower Sums for a Region** In Exercises 27 and 28, find the upper and lower sums for the region bounded by the graph of the function and the  $x$ -axis on the given interval. Leave your answer in terms of  $n$ , the number of subintervals.

- | Function            | Interval |
|---------------------|----------|
| 27. $f(x) = 4x + 1$ | $[2, 3]$ |
| 28. $f(x) = 7x^2$   | $[0, 3]$ |

**Finding Area by the Limit Definition** In Exercises 29–32, use the limit process to find the area of the region bounded by the graph of the function and the  $x$ -axis over the given interval. Sketch the region.

- $y = 8 - 2x$ ,  $[0, 3]$
- $y = x^2 + 3$ ,  $[0, 2]$
- $y = 5 - x^2$ ,  $[-2, 1]$
- $y = \frac{1}{4}x^3$ ,  $[2, 4]$

**Approximating Area with the Midpoint Rule** In Exercises 33 and 34, use the Midpoint Rule with  $n = 4$  to approximate the area of the region bounded by the graph of the function and the  $x$ -axis over the given interval.

- $f(x) = 16 - x^2$ ,  $[0, 4]$
- $f(x) = \sin \pi x$ ,  $[0, 1]$

**Evaluating a Definite Integral as a Limit** In Exercises 35 and 36, evaluate the definite integral by the limit definition.

- $\int_{-3}^5 6x dx$
- $\int_0^3 (1 - 2x^2) dx$

**Evaluating a Definite Integral Using a Geometric Formula** In Exercises 37 and 38, sketch the region whose area is given by the definite integral. Then use a geometric formula to evaluate the integral.

- $\int_0^5 (5 - |x - 5|) dx$
- $\int_{-6}^6 \sqrt{36 - x^2} dx$

**39. Using Properties of Definite Integrals** Given

$$\int_4^8 f(x) dx = 12 \quad \text{and} \quad \int_4^8 g(x) dx = 5, \text{ evaluate}$$

(a)  $\int_4^8 [f(x) + g(x)] dx.$       (b)  $\int_4^8 [f(x) - g(x)] dx.$

(c)  $\int_4^8 [2f(x) - 3g(x)] dx.$       (d)  $\int_4^8 7f(x) dx.$

**40. Using Properties of Definite Integrals** Given

$$\int_0^2 f(x) dx = 2 \quad \text{and} \quad \int_2^5 f(x) = -5, \text{ evaluate}$$

(a)  $\int_0^5 f(x) dx.$       (b)  $\int_5^2 f(x) dx.$

(c)  $\int_3^3 f(x) dx.$       (d)  $\int_2^5 -8f(x) dx.$

**Evaluating a Definite Integral** In Exercises 41–46, use the Fundamental Theorem of Calculus to evaluate the definite integral. Use a graphing utility to verify your result.

41.  $\int_0^6 (x - 1) dx$

42.  $\int_{-2}^1 (4x^4 - x) dx$

43.  $\int_4^9 x\sqrt{x} dx$

44.  $\int_1^4 \left(\frac{1}{x^3} + x\right) dx$

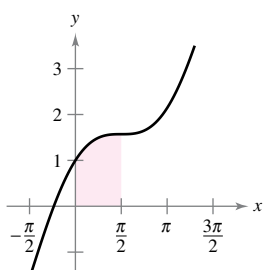
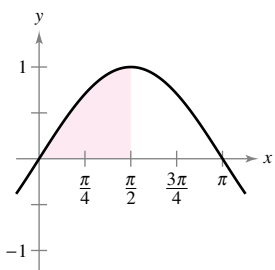
45.  $\int_0^{3\pi/4} \sin \theta d\theta$

46.  $\int_{-\pi/4}^{\pi/4} \sec^2 t dt$

**Finding the Area of a Region** In Exercises 47 and 48, find the area of the given region.

47.  $y = \sin x$

48.  $y = x + \cos x$



**Finding the Area of a Region** In Exercises 49–52, find the area of the region bounded by the graphs of the equations.

49.  $y = 8 - x, x = 0, x = 6, y = 0$

50.  $y = -x^2 + x + 6, y = 0$

51.  $y = x - x^3, x = 0, x = 1, y = 0$

52.  $y = \sqrt{x}(1 - x), y = 0$

**Using the Mean Value Theorem for Integrals** In Exercises 53 and 54, find the value(s) of  $c$  guaranteed by the Mean Value Theorem for Integrals for the function over the given interval.

53.  $f(x) = 3x^2, [1, 3]$

54.  $f(x) = \sin x, [0, \pi]$

**Finding the Average Value of a Function** In Exercises 55 and 56, find the average value of the function over the given interval and all values of  $x$  in the interval for which the function equals its average value.

55.  $f(x) = \frac{1}{\sqrt{x}}, [4, 9]$       56.  $f(x) = x^3, [0, 2]$

**Using the Second Fundamental Theorem of Calculus** In Exercises 57 and 58, use the Second Fundamental Theorem of Calculus to find  $F'(x)$ .

57.  $F(x) = \int_0^x t^2 \sqrt{1 + t^3} dt$       58.  $F(x) = \int_1^x \frac{1}{t^2} dt$

**Finding an Indefinite Integral** In Exercises 59–66, find the indefinite integral.

59.  $\int x(1 - 3x^2)^4 dx$

60.  $\int 6x^3 \sqrt{3x^4 + 2} dx$

61.  $\int \sin^3 x \cos x dx$

62.  $\int x \sin 3x^2 dx$

63.  $\int \frac{\cos \theta}{\sqrt{1 - \sin \theta}} d\theta$

64.  $\int \frac{\sin x}{\sqrt{\cos x}} dx$

65.  $\int x\sqrt{8 - x} dx$

66.  $\int \sqrt{1 + \sqrt{x}} dx$

**Evaluating a Definite Integral** In Exercises 67–72, evaluate the definite integral. Use a graphing utility to verify your result.

67.  $\int_0^1 (3x + 1)^5 dx$

68.  $\int_0^1 x^2(x^3 - 2)^3 dx$

69.  $\int_0^3 \frac{1}{\sqrt{1 + x}} dx$

70.  $\int_3^6 \frac{x}{3\sqrt{x^2 - 8}} dx$

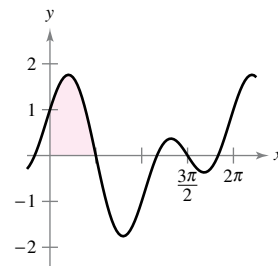
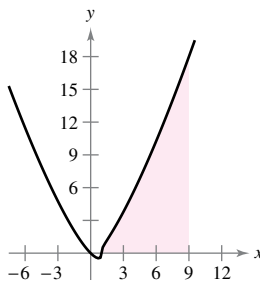
71.  $2\pi \int_0^1 (y + 1)\sqrt{1 - y} dy$

72.  $2\pi \int_{-1}^0 x^2 \sqrt{x + 1} dx$

**Finding the Area of a Region** In Exercises 73 and 74, find the area of the region. Use a graphing utility to verify your result.

73.  $\int_1^9 x\sqrt[3]{x - 1} dx$

74.  $\int_0^{\pi/2} (\cos x + \sin 2x) dx$



**Even and Odd Functions** In Exercises 75 and 76, evaluate the integral using the properties of even and odd functions as an aid.

75.  $\int_{-2}^2 (x^3 - 2x) dx$


76.  $\int_{-\pi}^{\pi} (\cos x + x^2) dx$



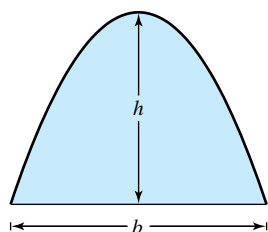
# P.S. Problem Solving

See [CalcChat.com](http://CalcChat.com) for tutorial help and worked-out solutions to odd-numbered exercises.

**1. Using a Function** Let  $L(x) = \int_1^x \frac{1}{t} dt$ ,  $x > 0$ .

- (a) Find  $L(1)$ .
- (b) Find  $L'(x)$  and  $L'(1)$ .
-  (c) Use a graphing utility to approximate the value of  $x$  (to three decimal places) for which  $L(x) = 1$ .
- (d) Prove that  $L(x_1 x_2) = L(x_1) + L(x_2)$  for all positive values of  $x_1$  and  $x_2$ .

**2. Parabolic Arch** Archimedes showed that the area of a parabolic arch is equal to  $\frac{2}{3}$  the product of the base and the height (see figure).



- (a) Graph the parabolic arch bounded by  $y = 9 - x^2$  and the  $x$ -axis. Use an appropriate integral to find the area  $A$ .
- (b) Find the base and height of the arch and verify Archimedes' formula.
- (c) Prove Archimedes' formula for a general parabola.

**Evaluating a Sum and a Limit** In Exercises 3 and 4, (a) write the area under the graph of the given function defined on the given interval as a limit. Then (b) evaluate the sum in part (a), and (c) evaluate the limit using the result of part (b).

3.  $y = x^4 - 4x^3 + 4x^2$ ,  $[0, 2]$

$$\left( \text{Hint: } \sum_{i=1}^n i^4 = \frac{n(n+1)(2n+1)(3n^2+3n-1)}{30} \right)$$

4.  $y = \frac{1}{2}x^5 + 2x^3$ ,  $[0, 2]$

$$\left( \text{Hint: } \sum_{i=1}^n i^5 = \frac{n^2(n+1)^2(2n^2+2n-1)}{12} \right)$$

**5. Fresnel Function** The **Fresnel function**  $S$  is defined by the integral

$$S(x) = \int_0^x \sin \frac{\pi t^2}{2} dt.$$

- (a) Graph the function  $y = \sin \frac{\pi x^2}{2}$  on the interval  $[0, 3]$ .
- (b) Use the graph in part (a) to sketch the graph of  $S$  on the interval  $[0, 3]$ .
- (c) Locate all relative extrema of  $S$  on the interval  $(0, 3)$ .
- (d) Locate all points of inflection of  $S$  on the interval  $(0, 3)$ .

**6. Approximation** The **Two-Point Gaussian Quadrature Approximation** for  $f$  is

$$\int_{-1}^1 f(x) dx \approx f\left(-\frac{1}{\sqrt{3}}\right) + f\left(\frac{1}{\sqrt{3}}\right).$$

- (a) Use this formula to approximate

$$\int_{-1}^1 \cos x dx.$$

Find the error of the approximation.

- (b) Use this formula to approximate

$$\int_{-1}^1 \frac{1}{1+x^2} dx.$$

- (c) Prove that the Two-Point Gaussian Quadrature Approximation is exact for all polynomials of degree 3 or less.

**7. Extrema and Points of Inflection** The graph of the function  $f$  consists of the three line segments joining the points  $(0, 0)$ ,  $(2, -2)$ ,  $(6, 2)$ , and  $(8, 3)$ . The function  $F$  is defined by the integral

$$F(x) = \int_0^x f(t) dt.$$

- (a) Sketch the graph of  $f$ .
- (b) Complete the table.

$x$	0	1	2	3	4	5	6	7	8
$F(x)$									

- (c) Find the extrema of  $F$  on the interval  $[0, 8]$ .
- (d) Determine all points of inflection of  $F$  on the interval  $(0, 8)$ .

**8. Falling Objects** Galileo Galilei (1564–1642) stated the following proposition concerning falling objects:

*The time in which any space is traversed by a uniformly accelerating body is equal to the time in which that same space would be traversed by the same body moving at a uniform speed whose value is the mean of the highest speed of the accelerating body and the speed just before acceleration began.*

Use the techniques of this chapter to verify this proposition.

- 9. Proof** Prove  $\int_0^x f(t)(x-t) dt = \int_0^x \left( \int_0^t f(v) dv \right) dt$ .
- 10. Proof** Prove  $\int_a^b f(x)f'(x) dx = \frac{1}{2}([f(b)]^2 - [f(a)]^2)$ .
- 11. Riemann Sum** Use an appropriate Riemann sum to evaluate the limit

$$\lim_{n \rightarrow \infty} \frac{\sqrt{1} + \sqrt{2} + \sqrt{3} + \cdots + \sqrt{n}}{n^{3/2}}.$$

**12. Riemann Sum** Use an appropriate Riemann sum to evaluate the limit

$$\lim_{n \rightarrow \infty} \frac{1^5 + 2^5 + 3^5 + \dots + n^5}{n^6}.$$

**13. Proof** Suppose that  $f$  is integrable on  $[a, b]$  and  $0 < m \leq f(x) \leq M$  for all  $x$  in the interval  $[a, b]$ . Prove that

$$m(b - a) \leq \int_a^b f(x) dx \leq M(b - a).$$

Use this result to estimate  $\int_0^1 \sqrt{1 + x^4} dx$ .

**14. Using a Continuous Function** Let  $f$  be continuous on the interval  $[0, b]$ , where  $f(x) + f(b - x) \neq 0$  on  $[0, b]$ .

(a) Show that  $\int_0^b \frac{f(x)}{f(x) + f(b - x)} dx = \frac{b}{2}$ .

(b) Use the result in part (a) to evaluate

$$\int_0^1 \frac{\sin x}{\sin(1 - x) + \sin x} dx.$$

(c) Use the result in part (a) to evaluate

$$\int_0^3 \frac{\sqrt{x}}{\sqrt{x} + \sqrt{3 - x}} dx.$$

**15. Velocity and Acceleration** A car travels in a straight line for 1 hour. Its velocity  $v$  in miles per hour at six-minute intervals is shown in the table.

$t$ (hours)	0	0.1	0.2	0.3	0.4	0.5
$v$ (mi/h)	0	10	20	40	60	50

$t$ (hours)	0.6	0.7	0.8	0.9	1.0
$v$ (mi/h)	40	35	40	50	65

- (a) Produce a reasonable graph of the velocity function  $v$  by graphing these points and connecting them with a smooth curve.
- (b) Find the open intervals over which the acceleration  $a$  is positive.
- (c) Find the average acceleration of the car (in miles per hour per hour) over the interval  $[0, 0.4]$ .
- (d) What does the integral

$$\int_0^1 v(t) dt$$

signify? Approximate this integral using the Midpoint Rule with five subintervals.

(e) Approximate the acceleration at  $t = 0.8$ .

**16. Proof** Prove that if  $f$  is a continuous function on a closed interval  $[a, b]$ , then

$$\left| \int_a^b f(x) dx \right| \leq \int_a^b |f(x)| dx.$$

**17. Verifying a Sum** Verify that

$$\sum_{i=1}^n i^2 = \frac{n(n + 1)(2n + 1)}{6}$$

by showing the following.

(a)  $(1 + i)^3 - i^3 = 3i^2 + 3i + 1$

(b)  $(n + 1)^3 = \sum_{i=1}^n (3i^2 + 3i + 1) + 1$

(c)  $\sum_{i=1}^n i^2 = \frac{n(n + 1)(2n + 1)}{6}$


**18. Sine Integral Function** The sine integral function

$$\text{Si}(x) = \int_0^x \frac{\sin t}{t} dt$$

is often used in engineering. The function

$$f(t) = \frac{\sin t}{t}$$

is not defined at  $t = 0$ , but its limit is 1 as  $t \rightarrow 0$ . So, define  $f(0) = 1$ . Then  $f$  is continuous everywhere.

-  (a) Use a graphing utility to graph  $\text{Si}(x)$ .
- (b) At what values of  $x$  does  $\text{Si}(x)$  have relative maxima?
- (c) Find the coordinates of the first inflection point where  $x > 0$ .
- (d) Decide whether  $\text{Si}(x)$  has any horizontal asymptotes. If so, identify each.

**19. Upper and Lower Sums** Consider the region bounded by  $y = mx$ ,  $y = 0$ ,  $x = 0$ , and  $x = b$ .

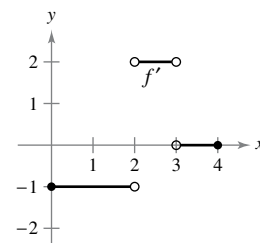
- (a) Find the upper and lower sums to approximate the area of the region when  $\Delta x = b/4$ .
- (b) Find the upper and lower sums to approximate the area of the region when  $\Delta x = b/n$ .
- (c) Find the area of the region by letting  $n$  approach infinity in both sums in part (b). Show that, in each case, you obtain the formula for the area of a triangle.

**20. Minimizing an Integral** Determine the limits of integration where  $a \leq b$  such that

$$\int_a^b (x^2 - 16) dx$$

has minimal value.

**21. Finding a Function** The graph of  $f'$  is shown. Find and sketch the graph of  $f$  given that  $f$  is continuous and  $f(0) = 1$ .



# 5

# Logarithmic, Exponential, and Other Transcendental Functions

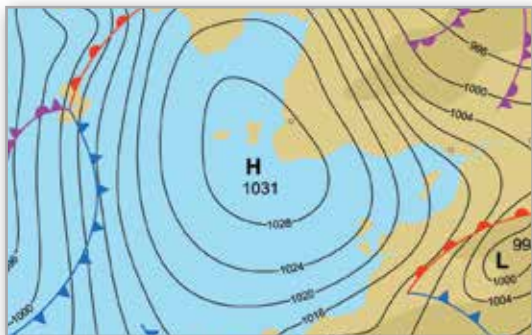
- 5.1 The Natural Logarithmic Function: Differentiation
- 5.2 The Natural Logarithmic Function: Integration
- 5.3 Inverse Functions
- 5.4 Exponential Functions: Differentiation and Integration
- 5.5 Bases Other than  $e$  and Applications
- 5.6 Indeterminate Forms and L'Hôpital's Rule
- 5.7 Inverse Trigonometric Functions: Differentiation
- 5.8 Inverse Trigonometric Functions: Integration
- 5.9 Hyperbolic Functions



Radioactive Half-Life Model (Example 1, p. 352)



Breaking Strength (Exercise 102, p. 360)



Atmospheric Pressure (Exercise 85, p. 349)



Heat Transfer (Exercise 93, p. 332)



Sound Intensity (Exercise 104, p. 323)

## 5.1 The Natural Logarithmic Function: Differentiation


- Develop and use properties of the natural logarithmic function.
- Understand the definition of the number  $e$ .
- Find derivatives of functions involving the natural logarithmic function.

### The Natural Logarithmic Function

Recall that the General Power Rule

$$\int x^n dx = \frac{x^{n+1}}{n+1} + C, \quad n \neq -1 \quad \text{General Power Rule}$$

has an important disclaimer—it does not apply when  $n = -1$ . Consequently, you have not yet found an antiderivative for the function  $f(x) = 1/x$ . In this section, you will use the Second Fundamental Theorem of Calculus to *define* such a function. This antiderivative is a function that you have not encountered previously in the text. It is neither algebraic nor trigonometric but falls into a new class of functions called *logarithmic functions*. This particular function is the **natural logarithmic function**.



#### JOHN NAPIER (1550–1617)

Logarithms were invented by the Scottish mathematician John Napier. Napier coined the term *logarithm*, from the two Greek words *logos* (or ratio) and *arithmos* (or number), to describe the theory that he spent 20 years developing and that first appeared in the book *Mirifici Logarithmorum canonicis descriptio* (A Description of the Marvelous Rule of Logarithms). Although he did not introduce the *natural* logarithmic function, it is sometimes called the *Napierian logarithm*.

See [LarsonCalculus.com](http://LarsonCalculus.com) to read more of this biography.

#### Definition of the Natural Logarithmic Function

The **natural logarithmic function** is defined by

$$\ln x = \int_1^x \frac{1}{t} dt, \quad x > 0.$$

The domain of the natural logarithmic function is the set of all positive real numbers.

From this definition, you can see that  $\ln x$  is positive for  $x > 1$  and negative for  $0 < x < 1$ , as shown in Figure 5.1. Moreover,  $\ln 1 = 0$ , because the upper and lower limits of integration are equal when  $x = 1$ .

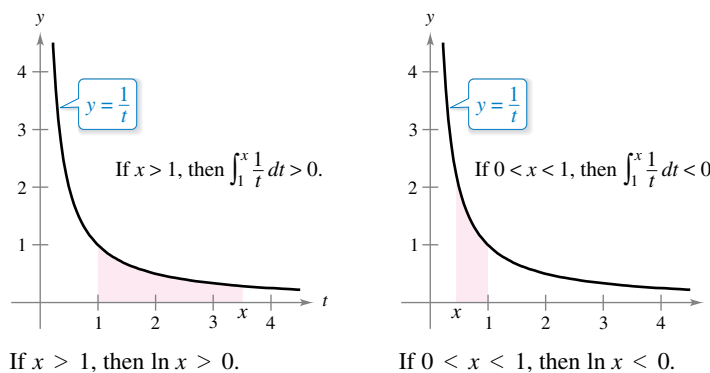


Figure 5.1

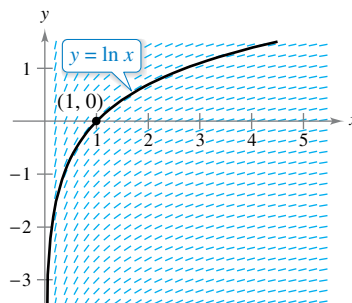
#### Exploration

**Graphing the Natural Logarithmic Function** Using *only* the definition of the natural logarithmic function, sketch a graph of the function. Explain your reasoning.

To sketch the graph of  $y = \ln x$ , you can think of the natural logarithmic function as an *antiderivative* given by the differential equation

$$\frac{dy}{dx} = \frac{1}{x}.$$

Figure 5.2 is a computer-generated graph, called a *slope field (or direction field)*, showing small line segments of slope  $1/x$ . The graph of  $y = \ln x$  is the solution that passes through the point  $(1, 0)$ . (You will study slope fields in Section 6.1.)



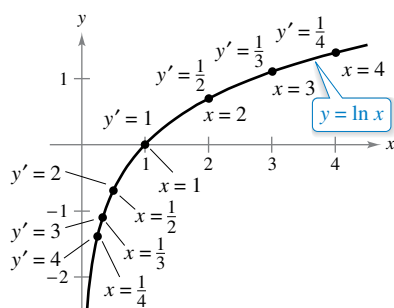
Each small line segment has a slope of  $\frac{1}{x}$ .

Figure 5.2

**THEOREM 5.1 Properties of the Natural Logarithmic Function**

The natural logarithmic function has the following properties.

1. The domain is  $(0, \infty)$  and the range is  $(-\infty, \infty)$ .
2. The function is continuous, increasing, and one-to-one.
3. The graph is concave downward.



The natural logarithmic function is increasing, and its graph is concave downward.

Figure 5.3

**Proof** The domain of  $f(x) = \ln x$  is  $(0, \infty)$  by definition. Moreover, the function is continuous because it is differentiable. It is increasing because its derivative

$$f'(x) = \frac{1}{x} \quad \text{First derivative}$$

is positive for  $x > 0$ , as shown in Figure 5.3. It is concave downward because its second derivative

$$f''(x) = -\frac{1}{x^2} \quad \text{Second derivative}$$

is negative for  $x > 0$ . The proof that  $f$  is one-to-one is given in Appendix A. The following limits imply that its range is the entire real number line.

$$\lim_{x \rightarrow 0^+} \ln x = -\infty$$

and

$$\lim_{x \rightarrow \infty} \ln x = \infty$$

Verification of these two limits is given in Appendix A. ■

Using the definition of the natural logarithmic function, you can prove several important properties involving operations with natural logarithms. If you are already familiar with logarithms, you will recognize that the properties listed on the next page are characteristic of all logarithms.

**THEOREM 5.2 Logarithmic Properties**

If  $a$  and  $b$  are positive numbers and  $n$  is rational, then the following properties are true.

- 1.  $\ln 1 = 0$
- 2.  $\ln(ab) = \ln a + \ln b$
- 3.  $\ln(a^n) = n \ln a$
- 4.  $\ln\left(\frac{a}{b}\right) = \ln a - \ln b$



**Proof** The first property has already been discussed. The proof of the second property follows from the fact that two antiderivatives of the same function differ at most by a constant. From the Second Fundamental Theorem of Calculus and the definition of the natural logarithmic function, you know that

$$\frac{d}{dx}[\ln x] = \frac{d}{dx}\left[\int_1^x \frac{1}{t} dt\right] = \frac{1}{x}.$$

So, consider the two derivatives

$$\frac{d}{dx}[\ln(ax)] = \frac{a}{ax} = \frac{1}{x}$$

and

$$\frac{d}{dx}[\ln a + \ln x] = 0 + \frac{1}{x} = \frac{1}{x}.$$

Because  $\ln(ax)$  and  $(\ln a + \ln x)$  are both antiderivatives of  $1/x$ , they must differ at most by a constant,  $\ln(ax) = \ln a + \ln x + C$ . By letting  $x = 1$ , you can see that  $C = 0$ . The third property can be proved similarly by comparing the derivatives of  $\ln(x^n)$  and  $n \ln x$ . Finally, using the second and third properties, you can prove the fourth property.

$$\ln\left(\frac{a}{b}\right) = \ln[a(b^{-1})] = \ln a + \ln(b^{-1}) = \ln a - \ln b$$

**EXAMPLE 1 Expanding Logarithmic Expressions**

- a.  $\ln \frac{10}{9} = \ln 10 - \ln 9$  Property 4
- b.  $\ln \sqrt{3x + 2} = \ln(3x + 2)^{1/2}$  Rewrite with rational exponent.  
 $= \frac{1}{2} \ln(3x + 2)$  Property 3
- c.  $\ln \frac{6x}{5} = \ln(6x) - \ln 5$  Property 4  
 $= \ln 6 + \ln x - \ln 5$  Property 2
- d.  $\ln \frac{(x^2 + 3)^2}{x\sqrt[3]{x^2 + 1}} = \ln(x^2 + 3)^2 - \ln(x\sqrt[3]{x^2 + 1})$   
 $= 2 \ln(x^2 + 3) - [\ln x + \ln(x^2 + 1)^{1/3}]$   
 $= 2 \ln(x^2 + 3) - \ln x - \ln(x^2 + 1)^{1/3}$   
 $= 2 \ln(x^2 + 3) - \ln x - \frac{1}{3} \ln(x^2 + 1)$

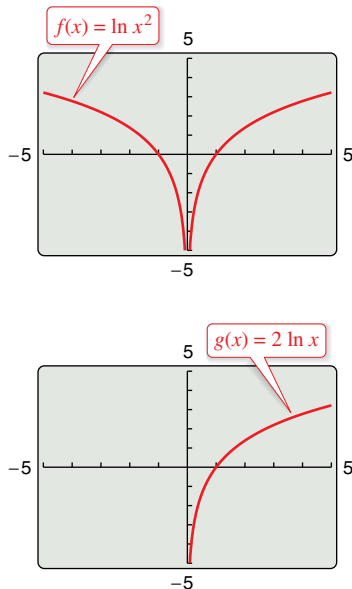


Figure 5.4

When using the properties of logarithms to rewrite logarithmic functions, you must check to see whether the domain of the rewritten function is the same as the domain of the original. For instance, the domain of  $f(x) = \ln x^2$  is all real numbers except  $x = 0$ , and the domain of  $g(x) = 2 \ln x$  is all positive real numbers. (See Figure 5.4.)

**THE NUMBER e**

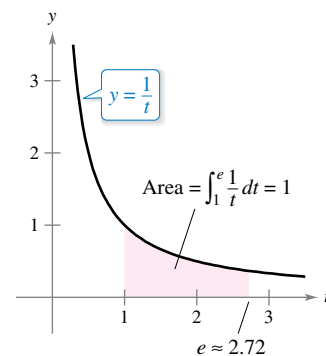
The symbol  $e$  was first used by mathematician Leonhard Euler to represent the base of natural logarithms in a letter to another mathematician, Christian Goldbach, in 1731.

**The Number e**

It is likely that you have studied logarithms in an algebra course. There, without the benefit of calculus, logarithms would have been defined in terms of a **base** number. For example, common logarithms have a base of 10 and therefore  $\log_{10} 10 = 1$ . (You will learn more about this in Section 5.5.)

The **base for the natural logarithm** is defined using the fact that the natural logarithmic function is continuous, is one-to-one, and has a range of  $(-\infty, \infty)$ . So, there must be a unique real number  $x$  such that  $\ln x = 1$ , as shown in Figure 5.5. This number is denoted by the letter  $e$ . It can be shown that  $e$  is irrational and has the following decimal approximation.

$$e \approx 2.71828182846$$



$e$  is the base for the natural logarithm because  $\ln e = 1$ .

**Figure 5.5**

**Definition of e**

The letter  $e$  denotes the positive real number such that

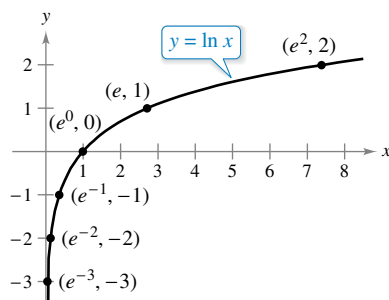
$$\ln e = \int_1^e \frac{1}{t} dt = 1.$$

**FOR FURTHER INFORMATION** To learn more about the number  $e$ , see the article “Unexpected Occurrences of the Number  $e$ ” by Harris S. Shultz and Bill Leonard in *Mathematics Magazine*. To view this article, go to [MathArticles.com](http://MathArticles.com).

Once you know that  $\ln e = 1$ , you can use logarithmic properties to evaluate the natural logarithms of several other numbers. For example, by using the property

$$\begin{aligned} \ln(e^n) &= n \ln e \\ &= n(1) \\ &= n \end{aligned}$$

you can evaluate  $\ln(e^n)$  for various values of  $n$ , as shown in the table and in Figure 5.6.



If  $x = e^n$ , then  $\ln x = n$ .

**Figure 5.6**

$x$	$\frac{1}{e^3} \approx 0.050$	$\frac{1}{e^2} \approx 0.135$	$\frac{1}{e} \approx 0.368$	$e^0 = 1$	$e \approx 2.718$	$e^2 \approx 7.389$
$\ln x$	-3	-2	-1	0	1	2

The logarithms shown in the table above are convenient because the  $x$ -values are integer powers of  $e$ . Most logarithmic expressions are, however, best evaluated with a calculator.

**EXAMPLE 2**

**Evaluating Natural Logarithmic Expressions**

- a.  $\ln 2 \approx 0.693$
- b.  $\ln 32 \approx 3.466$
- c.  $\ln 0.1 \approx -2.303$

## The Derivative of the Natural Logarithmic Function

The derivative of the natural logarithmic function is given in Theorem 5.3. The first part of the theorem follows from the definition of the natural logarithmic function as an antiderivative. The second part of the theorem is simply the Chain Rule version of the first part.

### THEOREM 5.3 Derivative of the Natural Logarithmic Function

Let  $u$  be a differentiable function of  $x$ .

- $\frac{d}{dx}[\ln x] = \frac{1}{x}, \quad x > 0$
- $\frac{d}{dx}[\ln u] = \frac{1}{u} \frac{du}{dx} = \frac{u'}{u}, \quad u > 0$

### EXAMPLE 3 Differentiation of Logarithmic Functions

•••▶ See [LarsonCalculus.com](http://LarsonCalculus.com) for an interactive version of this type of example.

- $\frac{d}{dx}[\ln 2x] = \frac{u'}{u} = \frac{2}{2x} = \frac{1}{x}$   $u = 2x$
- $\frac{d}{dx}[\ln(x^2 + 1)] = \frac{u'}{u} = \frac{2x}{x^2 + 1}$   $u = x^2 + 1$
- $\frac{d}{dx}[x \ln x] = x \left( \frac{d}{dx}[\ln x] \right) + (\ln x) \left( \frac{d}{dx}[x] \right)$  Product Rule  
 $= x \left( \frac{1}{x} \right) + (\ln x)(1)$   
 $= 1 + \ln x$
- $\frac{d}{dx}[(\ln x)^3] = 3(\ln x)^2 \frac{d}{dx}[\ln x]$  Chain Rule  
 $= 3(\ln x)^2 \frac{1}{x}$

Napier used logarithmic properties to simplify *calculations* involving products, quotients, and powers. Of course, given the availability of calculators, there is now little need for this particular application of logarithms. However, there is great value in using logarithmic properties to simplify *differentiation* involving products, quotients, and powers.

### EXAMPLE 4 Logarithmic Properties as Aids to Differentiation

Differentiate

$$f(x) = \ln \sqrt{x+1}.$$

**Solution** Because

$$f(x) = \ln \sqrt{x+1} = \ln(x+1)^{1/2} = \frac{1}{2} \ln(x+1)$$
 Rewrite before differentiating.

you can write

$$f'(x) = \frac{1}{2} \left( \frac{1}{x+1} \right) = \frac{1}{2(x+1)}.$$
 Differentiate.



**EXAMPLE 5** Logarithmic Properties as Aids to Differentiation

Differentiate  $f(x) = \ln \frac{x(x^2 + 1)^2}{\sqrt{2x^3 - 1}}$ .

**Solution** Because

$$f(x) = \ln \frac{x(x^2 + 1)^2}{\sqrt{2x^3 - 1}} \quad \text{Write original function.}$$

$$= \ln x + 2 \ln(x^2 + 1) - \frac{1}{2} \ln(2x^3 - 1) \quad \text{Rewrite before differentiating.}$$

you can write

$$f'(x) = \frac{1}{x} + 2 \left( \frac{2x}{x^2 + 1} \right) - \frac{1}{2} \left( \frac{6x^2}{2x^3 - 1} \right) \quad \text{Differentiate.}$$

$$= \frac{1}{x} + \frac{4x}{x^2 + 1} - \frac{3x^2}{2x^3 - 1}. \quad \text{Simplify.}$$

In Examples 4 and 5, be sure you see the benefit of applying logarithmic properties *before* differentiating. Consider, for instance, the difficulty of direct differentiation of the function given in Example 5.

On occasion, it is convenient to use logarithms as aids in differentiating *nonlogarithmic* functions. This procedure is called **logarithmic differentiation**. In general, use logarithmic differentiation when differentiating (1) a function involving many factors or (2) a function having both a variable base and a variable exponent [see Section 5.5, Example 5(d)].

**EXAMPLE 6** Logarithmic Differentiation

Find the derivative of  $y = \frac{(x - 2)^2}{\sqrt{x^2 + 1}}$ ,  $x \neq 2$ .

**Solution** Note that  $y > 0$  for all  $x \neq 2$ . So,  $\ln y$  is defined. Begin by taking the natural logarithm of each side of the equation. Then apply logarithmic properties and differentiate implicitly. Finally, solve for  $y'$ .

$$y = \frac{(x - 2)^2}{\sqrt{x^2 + 1}}, \quad x \neq 2 \quad \text{Write original equation.}$$

$$\ln y = \ln \frac{(x - 2)^2}{\sqrt{x^2 + 1}} \quad \text{Take natural log of each side.}$$

$$\ln y = 2 \ln(x - 2) - \frac{1}{2} \ln(x^2 + 1) \quad \text{Logarithmic properties}$$

$$\frac{y'}{y} = 2 \left( \frac{1}{x - 2} \right) - \frac{1}{2} \left( \frac{2x}{x^2 + 1} \right) \quad \text{Differentiate.}$$

$$\frac{y'}{y} = \frac{x^2 + 2x + 2}{(x - 2)(x^2 + 1)} \quad \text{Simplify.}$$

$$y' = y \left[ \frac{x^2 + 2x + 2}{(x - 2)(x^2 + 1)} \right] \quad \text{Solve for } y'.$$

$$y' = \frac{(x - 2)^2}{\sqrt{x^2 + 1}} \left[ \frac{x^2 + 2x + 2}{(x - 2)(x^2 + 1)} \right] \quad \text{Substitute for } y.$$

$$y' = \frac{(x - 2)(x^2 + 2x + 2)}{(x^2 + 1)^{3/2}} \quad \text{Simplify.}$$

- **REMARK** You could also
- solve the problem in Example 6
- without using logarithmic
- differentiation by using the
- Power and Quotient Rules.
- Use these rules to find the
- derivative and show that the
- result is equivalent to the one in
- Example 6. Which method do
- you prefer?



Because the natural logarithm is undefined for negative numbers, you will often encounter expressions of the form  $\ln|u|$ . The next theorem states that you can differentiate functions of the form  $y = \ln|u|$  as though the absolute value notation was not present.

**THEOREM 5.4 Derivative Involving Absolute Value**

If  $u$  is a differentiable function of  $x$  such that  $u \neq 0$ , then

$$\frac{d}{dx}[\ln|u|] = \frac{u'}{u}.$$



**Proof** If  $u > 0$ , then  $|u| = u$ , and the result follows from Theorem 5.3. If  $u < 0$ , then  $|u| = -u$ , and you have

$$\begin{aligned} \frac{d}{dx}[\ln|u|] &= \frac{d}{dx}[\ln(-u)] \\ &= \frac{-u'}{-u} \\ &= \frac{u'}{u}. \end{aligned}$$

**EXAMPLE 7 Derivative Involving Absolute Value**

Find the derivative of

$$f(x) = \ln|\cos x|.$$

**Solution** Using Theorem 5.4, let  $u = \cos x$  and write

$$\begin{aligned} \frac{d}{dx}[\ln|\cos x|] &= \frac{u'}{u} & \frac{d}{dx}[\ln|u|] &= \frac{u'}{u} \\ &= \frac{-\sin x}{\cos x} & u &= \cos x \\ &= -\tan x. & & \text{Simplify.} \end{aligned}$$

**EXAMPLE 8 Finding Relative Extrema**

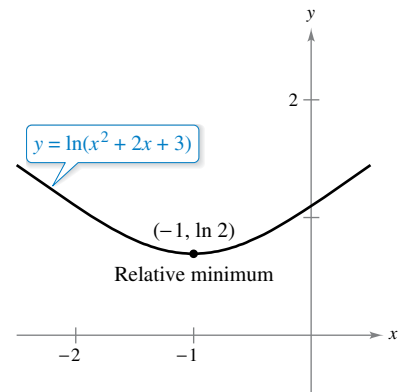
Locate the relative extrema of

$$y = \ln(x^2 + 2x + 3).$$

**Solution** Differentiating  $y$ , you obtain

$$\frac{dy}{dx} = \frac{2x + 2}{x^2 + 2x + 3}.$$

Because  $dy/dx = 0$  when  $x = -1$ , you can apply the First Derivative Test and conclude that a relative minimum occurs at the point  $(-1, \ln 2)$ . Because there are no other critical points, it follows that this is the only relative extremum, as shown in the figure.




The derivative of  $y$  changes from negative to positive at  $x = -1$ .

# 5.1 Exercises

See [CalcChat.com](http://CalcChat.com) for tutorial help and worked-out solutions to odd-numbered exercises.

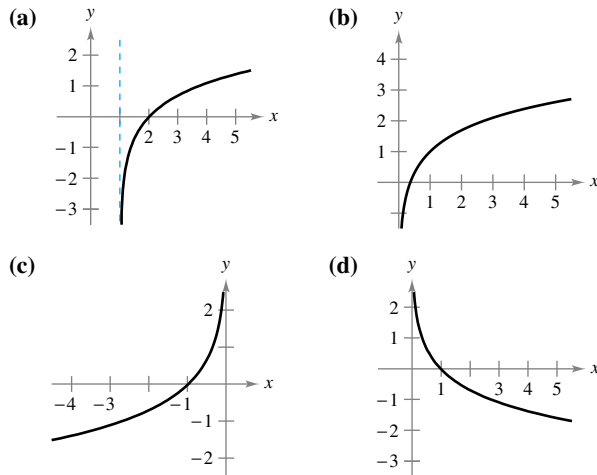
### CONCEPT CHECK

- Natural Logarithmic Function** Explain why  $\ln x$  is positive for  $x > 1$  and negative for  $0 < x < 1$ .
- Logarithmic Properties** What is the value of  $n$ ?  
 $\ln 4 + \ln(n^{-1}) = \ln 4 - \ln 7$
- The Number  $e$**  How is the number  $e$  defined?
- Differentiation of Logarithmic Functions** State the Chain Rule version of the derivative of the natural logarithmic function in your own words.

 **Evaluating a Logarithm Using Technology** In Exercises 5–8, use a graphing utility to evaluate the logarithm by (a) using the natural logarithm key and (b) using the integration capabilities to evaluate the integral  $\int_1^x (1/t) dt$ .

- |              |              |
|--------------|--------------|
| 5. $\ln 45$  | 6. $\ln 8.3$ |
| 7. $\ln 0.8$ | 8. $\ln 0.6$ |


**Matching** In Exercises 9–12, match the function with its graph. [The graphs are labeled (a), (b), (c), and (d).]




- |                         |                       |
|-------------------------|-----------------------|
| 9. $f(x) = \ln x + 1$   | 10. $f(x) = -\ln x$   |
| 11. $f(x) = \ln(x - 1)$ | 12. $f(x) = -\ln(-x)$ |

 **Sketching a Graph** In Exercises 13–18, sketch the graph of the function and state its domain.

- $f(x) = 3 \ln x$
- $f(x) = -2 \ln x$
- $f(x) = \ln 2x$
- $f(x) = \ln|x|$
- $f(x) = \ln(x - 3)$
- $f(x) = \ln x - 4$

 **Using Properties of Logarithms** In Exercises 19 and 20, use the properties of logarithms to approximate the indicated logarithms, given that  $\ln 2 \approx 0.6931$  and  $\ln 3 \approx 1.0986$ .


- |                    |                       |                        |                        |
|--------------------|-----------------------|------------------------|------------------------|
| 19. (a) $\ln 6$    | (b) $\ln \frac{2}{3}$ | (c) $\ln 81$           | (d) $\ln \sqrt{3}$     |
| 20. (a) $\ln 0.25$ | (b) $\ln 24$          | (c) $\ln \sqrt[3]{12}$ | (d) $\ln \frac{1}{72}$ |

 **Expanding a Logarithmic Expression** In Exercises 21–30, use the properties of logarithms to expand the logarithmic expression.

- |                                |                          |
|--------------------------------|--------------------------|
| 21. $\ln \frac{x}{4}$          | 22. $\ln \sqrt{x^5}$     |
| 23. $\ln \frac{xy}{z}$         | 24. $\ln(xyz)$           |
| 25. $\ln(x\sqrt{x^2 + 5})$     | 26. $x \ln \sqrt{x - 4}$ |
| 27. $\ln \sqrt{\frac{x-1}{x}}$ | 28. $\ln(3e^2)$          |
| 29. $\ln z(z - 1)^2$           | 30. $\ln \frac{z}{e}$    |

 **Condensing a Logarithmic Expression** In Exercises 31–36, write the expression as a logarithm of a single quantity.

- |   |                                   |
|---|-----------------------------------|
| 31. $\ln(x - 2) - \ln(x + 2)$                             | 32. $3 \ln x + 2 \ln y - 4 \ln z$ |
| 33. $\frac{1}{3}[2 \ln(x + 3) + \ln x - \ln(x^2 - 1)]$    |                                   |
| 34. $2[\ln x - \ln(x + 1) - \ln(x - 1)]$                  |                                   |
| 35. $4 \ln 2 - \frac{1}{2} \ln(x^3 + 6x)$                 |                                   |
| 36. $\frac{3}{2}[\ln(x^2 + 1) - \ln(x + 1) - \ln(x - 1)]$ |                                   |

 **Verifying Properties of Logarithms** In Exercises 37 and 38, (a) verify that  $f = g$  by using a graphing utility to graph  $f$  and  $g$  in the same viewing window and (b) verify that  $f = g$  algebraically.

- |  |  |
|--|--|
| 37. $f(x) = \ln \frac{x^2}{4}, x > 0,$ | $g(x) = 2 \ln x - \ln 4$                   |
| 38. $f(x) = \ln \sqrt{x(x^2 + 1)},$    | $g(x) = \frac{1}{2}[\ln x + \ln(x^2 + 1)]$ |

**Finding a Limit** In Exercises 39–42, find the limit.

- |  |   |
|--|---|
| 39. $\lim_{x \rightarrow 3^+} \ln(x - 3)$      | 40. $\lim_{x \rightarrow 6^-} \ln(6 - x)$                 |
| 41. $\lim_{x \rightarrow 2^-} \ln[x^2(3 - x)]$ | 42. $\lim_{x \rightarrow 5^+} \ln \frac{x}{\sqrt{x - 4}}$ |

 **Finding a Derivative** In Exercises 43–66, find the derivative of the function.

- |                           |                              |
|---------------------------|------------------------------|
| 43. $f(x) = \ln 3x$       | 44. $f(x) = \ln(x - 1)$      |
| 45. $f(x) = \ln(x^2 + 3)$ | 46. $h(x) = \ln(2x^2 + 1)$   |
| 47. $y = (\ln x)^4$       | 48. $y = x^2 \ln x$          |
| 49. $y = \ln(t + 1)^2$    | 50. $y = \ln \sqrt{x^2 - 4}$ |

51.  $y = \ln(x\sqrt{x^2 - 1})$       52.  $y = \ln[t(t^2 + 3)^3]$   
 53.  $f(x) = \ln \frac{x}{x^2 + 1}$       54.  $f(x) = \ln \frac{2x}{x + 3}$   
 55.  $g(t) = \frac{\ln t}{t^2}$       56.  $h(t) = \frac{\ln t}{t^3 + 5}$   
 57.  $y = \ln(\ln x^2)$       58.  $y = \ln(\ln x)$   
 59.  $y = \ln \sqrt{\frac{x + 1}{x - 1}}$       60.  $y = \ln \sqrt[3]{\frac{x - 1}{x + 1}}$   
 61.  $f(x) = \ln \frac{\sqrt{4 + x^2}}{x}$       62.  $f(x) = \ln(x + \sqrt{4 + x^2})$   
 63.  $y = \ln|\sin x|$       64.  $y = \ln|\csc x|$   
 65.  $y = \ln \left| \frac{\cos x}{\cos x - 1} \right|$       66.  $y = \ln|\sec x + \tan x|$

**Finding an Equation of a Tangent Line** In Exercises 67–74, (a) find an equation of the tangent line to the graph of the function at the given point, (b) use a graphing utility to graph the function and its tangent line at the point, and (c) use the *tangent* feature of a graphing utility to confirm your results.

67.  $y = \ln x^4$ , (1, 0)  
 68.  $y = \ln x^{2/3}$ , (-1, 0)  
 69.  $f(x) = 3x^2 - \ln x$ , (1, 3)  
 70.  $f(x) = 4 - x^2 - \ln(\frac{1}{2}x + 1)$ , (0, 4)  
 71.  $f(x) = \ln \sqrt{1 + \sin^2 x}$ ,  $(\frac{\pi}{4}, \ln \sqrt{\frac{3}{2}})$   
 72.  $f(x) = \sin 2x \ln x^2$ , (1, 0)  
 73.  $y = x^3 \ln x^4$ , (-1, 0)  
 74.  $f(x) = \frac{1}{2}x \ln x^2$ , (-1, 0)

**Logarithmic Differentiation** In Exercises 75–80, use logarithmic differentiation to find  $dy/dx$ .

75.  $y = x\sqrt{x^2 + 1}$ ,  $x > 0$   
 76.  $y = \sqrt{x^2(x + 1)(x + 2)}$ ,  $x > 0$   
 77.  $y = \frac{x^2\sqrt{3x - 2}}{(x + 1)^2}$ ,  $x > \frac{2}{3}$       78.  $y = \sqrt{\frac{x^2 - 1}{x^2 + 1}}$ ,  $x > 1$   
 79.  $y = \frac{x(x - 1)^{3/2}}{\sqrt{x + 1}}$ ,  $x > 1$       80.  $y = \frac{(x + 1)(x - 2)}{(x - 1)(x + 2)}$ ,  $x > 2$

**Implicit Differentiation** In Exercises 81–84, use implicit differentiation to find  $dy/dx$ .

81.  $x^2 - 3 \ln y + y^2 = 10$       82.  $\ln xy + 5x = 30$   
 83.  $4x^3 + \ln y^2 + 2y = 2x$       84.  $4xy + \ln x^2 y = 7$

**Differential Equation** In Exercises 85 and 86, verify that the function is a solution of the differential equation.

- | Function               | Differential Equation |
|------------------------|-----------------------|
| 85. $y = 2 \ln x + 3$  | $xy'' + y' = 0$       |
| 86. $y = x \ln x - 4x$ | $x + y - xy' = 0$     |



**Relative Extrema and Points of Inflection** In Exercises 87–92, locate any relative extrema and points of inflection. Use a graphing utility to confirm your results.

87.  $y = \frac{x^2}{2} - \ln x$       88.  $y = 2x - \ln 2x$   
 89.  $y = x \ln x$       90.  $y = \frac{\ln x}{x}$   
 91.  $y = \frac{x}{\ln x}$       92.  $y = x^2 \ln \frac{x}{4}$

**Using Newton's Method** In Exercises 93 and 94, use Newton's Method to approximate, to three decimal places, the  $x$ -coordinate of the point of intersection of the graphs of the two equations. Use a graphing utility to verify your result.

93.  $y = \ln x$ ,  $y = -x$       94.  $y = \ln x$ ,  $y = 3 - x$

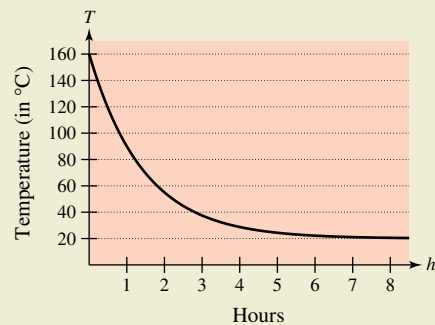
**EXPLORING CONCEPTS**

**Comparing Functions** In Exercises 95 and 96, let  $f$  be a function that is positive and differentiable on the entire real number line and let  $g(x) = \ln f(x)$ .

95. When  $g$  is increasing, must  $f$  be increasing? Explain.  
 96. When the graph of  $f$  is concave upward, must the graph of  $g$  be concave upward? Explain.  
 97. **Think About It** Is  $\ln xy = \ln x \ln y$  a valid property of logarithms, where  $x > 0$  and  $y > 0$ ? Explain.



**98. HOW DO YOU SEE IT?** The graph shows the temperature  $T$  (in degrees Celsius) of an object  $h$  hours after it is removed from a furnace.



- (a) Find  $\lim_{h \rightarrow \infty} T$ . What does this limit represent?  
 (b) When is the temperature changing most rapidly?

**True or False?** In Exercises 99–102, determine whether the statement is true or false. If it is false, explain why or give an example that shows it is false.

99.  $\ln(a^{n+m}) = n \ln a + m \ln a$ , where  $a > 0$  and  $m$  and  $n$  are rational.  
 100.  $\frac{d}{dx}[\ln(cx)] = \frac{d}{dx}[\ln x]$ , where  $c > 0$   
 101. If  $y = \ln \pi$ , then  $y' = 1/\pi$ .      102. If  $y = \ln e$ , then  $y' = 1$ .

- 103. Home Mortgage** The term  $t$  (in years) of a \$200,000 home mortgage at 7.5% interest can be approximated by

$$t = 13.375 \ln\left(\frac{x}{x - 1250}\right), \quad x > 1250$$

where  $x$  is the monthly payment in dollars.

- Use a graphing utility to graph the model.
- Use the model to approximate the term of a home mortgage for which the monthly payment is \$1398.43. What is the total amount paid?
- Use the model to approximate the term of a home mortgage for which the monthly payment is \$1611.19. What is the total amount paid?
- Find the instantaneous rates of change of  $t$  with respect to  $x$  when  $x = \$1398.43$  and  $x = \$1611.19$ .
- Write a short paragraph describing the benefit of the higher monthly payment.

**104. Sound Intensity**

The relationship between the number of decibels  $\beta$  and the intensity of a sound  $I$  in watts per centimeter squared is

$$\beta = \frac{10}{\ln 10} \ln\left(\frac{I}{10^{-16}}\right).$$

- Use the properties of logarithms to write the formula in simpler form.
- Determine the number of decibels of a sound with an intensity of  $10^{-5}$  watt per square centimeter.



- 105. Modeling Data** The table shows the temperatures  $T$  (in degrees Fahrenheit) at which water boils at selected pressures  $p$  (in pounds per square inch). (Source: *Standard Handbook of Mechanical Engineers*)

$p$	5	10	14.696 (1 atm)	20	
$T$	162.24	193.21	212.00	227.96	
$p$	30	40	60	80	100
$T$	250.33	267.25	292.71	312.03	327.81

A model that approximates the data is

$$T = 87.97 + 34.96 \ln p + 7.91 \sqrt{p}.$$

- Use a graphing utility to plot the data and graph the model.
- Find the rates of change of  $T$  with respect to  $p$  when  $p = 10$  and  $p = 70$ .
- Use a graphing utility to graph  $T'$ . Find  $\lim_{p \rightarrow \infty} T'(p)$  and interpret the result in the context of the problem.

- 106. Modeling Data** The atmospheric pressure decreases with increasing altitude. At sea level, the average air pressure is one atmosphere (1.033227 kilograms per square centimeter). The table shows the pressures  $p$  (in atmospheres) at selected altitudes  $h$  (in kilometers).

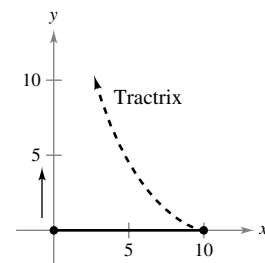
$h$	0	5	10	15	20	25
$p$	1	0.55	0.25	0.12	0.06	0.02

- Use a graphing utility to find a model of the form  $p = a + b \ln h$  for the data. Explain why the result is an error message.
- Use a graphing utility to find the logarithmic model  $h = a + b \ln p$  for the data.
- Use a graphing utility to plot the data and graph the model from part (b).
- Use the model to estimate the altitude when  $p = 0.75$ .
- Use the model to estimate the pressure when  $h = 13$ .
- Use the model to find the rates of change of pressure when  $h = 5$  and  $h = 20$ . Interpret the results.

- 107. Tractrix** A person walking along a dock drags a boat by a 10-meter rope. The boat travels along a path known as a *tractrix* (see figure). The equation of this path is

$$y = 10 \ln\left(\frac{10 + \sqrt{100 - x^2}}{x}\right) - \sqrt{100 - x^2}.$$

- Use a graphing utility to graph the function.
- What are the slopes of this path when  $x = 5$  and  $x = 9$ ?
- What does the slope of the path approach as  $x$  approaches 10 from the left?



- 108. Prime Number Theorem** There are 25 prime numbers less than 100. The **Prime Number Theorem** states that the number of primes less than  $x$  approaches

$$p(x) \approx \frac{x}{\ln x}.$$

Use this approximation to estimate the rate (in primes per 100 integers) at which the prime numbers occur when

- $x = 1000$ .
- $x = 1,000,000$ .
- $x = 1,000,000,000$ .

- 109. Conjecture** Use a graphing utility to graph  $f$  and  $g$  in the same viewing window and determine which is increasing at the greater rate for large values of  $x$ . What can you conclude about the rate of growth of the natural logarithmic function?

- $f(x) = \ln x, \quad g(x) = \sqrt{x}$
- $f(x) = \ln x, \quad g(x) = \sqrt[4]{x}$

## 5.2 The Natural Logarithmic Function: Integration

- Use the Log Rule for Integration to integrate a rational function.
- Integrate trigonometric functions.

### Log Rule for Integration

The differentiation rules

$$\frac{d}{dx}[\ln|x|] = \frac{1}{x} \quad \text{and} \quad \frac{d}{dx}[\ln|u|] = \frac{u'}{u}$$

that you studied in the preceding section produce the following integration rule.

#### THEOREM 5.5 Log Rule for Integration

Let  $u$  be a differentiable function of  $x$ .

$$1. \int \frac{1}{x} dx = \ln|x| + C \qquad 2. \int \frac{1}{u} du = \ln|u| + C$$

Because  $du = u' dx$ , the second formula can also be written as

$$\int \frac{u'}{u} dx = \ln|u| + C. \qquad \text{Alternative form of Log Rule}$$

#### EXAMPLE 1 Using the Log Rule for Integration

$$\begin{aligned} \int \frac{2}{x} dx &= 2 \int \frac{1}{x} dx && \text{Constant Multiple Rule} \\ &= 2 \ln|x| + C && \text{Log Rule for Integration} \\ &= \ln x^2 + C && \text{Property of logarithms} \end{aligned}$$

Because  $x^2$  cannot be negative, the absolute value notation is unnecessary in the final form of the antiderivative.

#### EXAMPLE 2 Using the Log Rule with a Change of Variables

Find  $\int \frac{1}{4x-1} dx$ .

**Solution** If you let  $u = 4x - 1$ , then  $du = 4 dx$ .

$$\begin{aligned} \int \frac{1}{4x-1} dx &= \frac{1}{4} \int \left( \frac{1}{4x-1} \right) 4 dx && \text{Multiply and divide by 4.} \\ &= \frac{1}{4} \int \frac{1}{u} du && \text{Substitute: } u = 4x - 1. \\ &= \frac{1}{4} \ln|u| + C && \text{Apply Log Rule.} \\ &= \frac{1}{4} \ln|4x - 1| + C && \text{Back-substitute.} \end{aligned}$$

### Exploration

#### Integrating Rational Functions

Early in Chapter 4, you learned rules that allowed you to integrate *any* polynomial function. The Log Rule presented in this section goes a long way toward enabling you to integrate rational functions. For instance, each of the following functions can be integrated with the Log Rule.

$$\frac{2}{x} \qquad \text{Example 1}$$

$$\frac{1}{4x-1} \qquad \text{Example 2}$$

$$\frac{x}{x^2+1} \qquad \text{Example 3}$$

$$\frac{3x^2+1}{x^3+x} \qquad \text{Example 4(a)}$$

$$\frac{x+1}{x^2+2x} \qquad \text{Example 4(c)}$$

$$\frac{1}{3x+2} \qquad \text{Example 4(d)}$$

$$\frac{x^2+x+1}{x^2+1} \qquad \text{Example 5}$$

$$\frac{2x}{(x+1)^2} \qquad \text{Example 6}$$

There are still some rational functions that cannot be integrated using the Log Rule. Give examples of these functions and explain your reasoning.

Example 3 uses the alternative form of the Log Rule. To apply this rule, look for quotients in which the numerator is the derivative of the denominator.

### EXAMPLE 3 Finding Area with the Log Rule

Find the area of the region bounded by the graph of

$$y = \frac{x}{x^2 + 1}$$

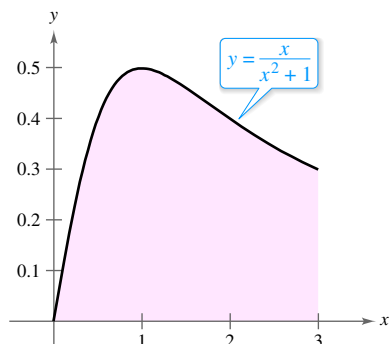
the  $x$ -axis, and the line  $x = 3$ .

**Solution** In Figure 5.7, you can see that the area of the region is given by the definite integral

$$\int_0^3 \frac{x}{x^2 + 1} dx.$$

If you let  $u = x^2 + 1$ , then  $u' = 2x$ . To apply the Log Rule, multiply and divide by 2 as shown.

$$\begin{aligned} \int_0^3 \frac{x}{x^2 + 1} dx &= \frac{1}{2} \int_0^3 \frac{2x}{x^2 + 1} dx && \text{Multiply and divide by 2.} \\ &= \frac{1}{2} \left[ \ln(x^2 + 1) \right]_0^3 && \int \frac{u'}{u} dx = \ln|u| + C \\ &= \frac{1}{2} (\ln 10 - \ln 1) \\ &= \frac{1}{2} \ln 10 && \ln 1 = 0 \\ &\approx 1.151 \end{aligned}$$



$$\text{Area} = \int_0^3 \frac{x}{x^2 + 1} dx$$

The area of the region bounded by the graph of  $y$ , the  $x$ -axis, and  $x = 3$  is  $\frac{1}{2} \ln 10$ .

Figure 5.7

### EXAMPLE 4 Recognizing Quotient Forms of the Log Rule

- $\int \frac{3x^2 + 1}{x^3 + x} dx = \ln|x^3 + x| + C$   $u = x^3 + x$
- $\int \frac{\sec^2 x}{\tan x} dx = \ln|\tan x| + C$   $u = \tan x$
- $\int \frac{x + 1}{x^2 + 2x} dx = \frac{1}{2} \int \frac{2x + 2}{x^2 + 2x} dx$   $u = x^2 + 2x$   
 $= \frac{1}{2} \ln|x^2 + 2x| + C$
- $\int \frac{1}{3x + 2} dx = \frac{1}{3} \int \frac{3}{3x + 2} dx$   $u = 3x + 2$   
 $= \frac{1}{3} \ln|3x + 2| + C$

With antiderivatives involving logarithms, it is easy to obtain forms that look quite different but are still equivalent. For instance, both

$$\ln|(3x + 2)^{1/3}| + C$$

and

$$\ln|3x + 2|^{1/3} + C$$

are equivalent to the antiderivative listed in Example 4(d).

Integrals to which the Log Rule can be applied often appear in disguised form. For instance, when a rational function has a *numerator of degree greater than or equal to that of the denominator*, division may reveal a form to which you can apply the Log Rule. This is shown in Example 5.

### EXAMPLE 5 Using Long Division Before Integrating

•••▶ See [LarsonCalculus.com](http://LarsonCalculus.com) for an interactive version of this type of example.

Find the indefinite integral.

$$\int \frac{x^2 + x + 1}{x^2 + 1} dx$$

**Solution** Begin by using long division to rewrite the integrand.

$$\frac{x^2 + x + 1}{x^2 + 1} \Rightarrow x^2 + 1 \overline{) \frac{x^2 + x + 1}{x^2 + 1}} \Rightarrow 1 + \frac{x}{x^2 + 1}$$

Now, you can integrate to obtain

$$\begin{aligned} \int \frac{x^2 + x + 1}{x^2 + 1} dx &= \int \left( 1 + \frac{x}{x^2 + 1} \right) dx && \text{Rewrite using long division.} \\ &= \int dx + \frac{1}{2} \int \frac{2x}{x^2 + 1} dx && \text{Rewrite as two integrals.} \\ &= x + \frac{1}{2} \ln(x^2 + 1) + C. && \text{Integrate.} \end{aligned}$$

Check this result by differentiating to obtain the original integrand. ■

The next example presents another instance in which the use of the Log Rule is disguised. In this case, a change of variables helps you recognize the Log Rule.

### EXAMPLE 6 Change of Variables with the Log Rule

Find the indefinite integral.

$$\int \frac{2x}{(x + 1)^2} dx$$

**Solution** If you let  $u = x + 1$ , then  $du = dx$  and  $x = u - 1$ .

$$\begin{aligned} \int \frac{2x}{(x + 1)^2} dx &= \int \frac{2(u - 1)}{u^2} du && \text{Substitute.} \\ &= 2 \int \left( \frac{u}{u^2} - \frac{1}{u^2} \right) du && \text{Rewrite as two fractions.} \\ &= 2 \int \frac{du}{u} - 2 \int u^{-2} du && \text{Rewrite as two integrals.} \\ &= 2 \ln|u| - 2 \left( \frac{u^{-1}}{-1} \right) + C && \text{Integrate.} \\ &= 2 \ln|u| + \frac{2}{u} + C && \text{Simplify.} \\ &= 2 \ln|x + 1| + \frac{2}{x + 1} + C && \text{Back-substitute.} \end{aligned}$$

Check this result by differentiating to obtain the original integrand. ■

▶ **TECHNOLOGY** If you have access to a computer algebra system, use it to find the indefinite integrals in Examples 5 and 6. How does the form of the antiderivative that it gives you compare with that given in Examples 5 and 6?



As you study the methods shown in Examples 5 and 6, be aware that both methods involve rewriting a disguised integrand so that it fits one or more of the basic integration formulas. Throughout the remaining sections of Chapter 5 and in Chapter 8, much time will be devoted to integration techniques. To master these techniques, you must recognize the “form-fitting” nature of integration. In this sense, integration is not nearly as straightforward as differentiation. Differentiation takes the form

“Here is the question; what is the answer?”

Integration is more like

“Here is the answer; what is the question?”

Here are some guidelines you can use for integration.

**GUIDELINES FOR INTEGRATION**

1. Learn a basic list of integration formulas.
2. Find an integration formula that resembles all or part of the integrand and, by trial and error, find a choice of  $u$  that will make the integrand conform to the formula.
3. When you cannot find a  $u$ -substitution that works, try altering the integrand. You might try a trigonometric identity, multiplication and division by the same quantity, addition and subtraction of the same quantity, or long division. Be creative.
4. If you have access to computer software that will find antiderivatives symbolically, use it.
5. Check your result by differentiating to obtain the original integrand.

**EXAMPLE 7**  $u$ -Substitution and the Log Rule

Solve the differential equation

$$\frac{dy}{dx} = \frac{1}{x \ln x}.$$

**Solution** The solution can be written as an indefinite integral.

$$y = \int \frac{1}{x \ln x} dx$$

Because the integrand is a quotient whose denominator is raised to the first power, you should try the Log Rule. There are three basic choices for  $u$ . The choices

$$u = x \quad \text{and} \quad u = x \ln x$$

fail to fit the  $u'/u$  form of the Log Rule. However, the third choice does fit. Letting  $u = \ln x$  produces  $u' = 1/x$ , and you obtain the following.

$$\int \frac{1}{x \ln x} dx = \int \frac{1/x}{\ln x} dx \qquad \text{Divide numerator and denominator by } x.$$

$$= \int \frac{u'}{u} dx \qquad \text{Substitute: } u = \ln x.$$

$$= \ln|u| + C \qquad \text{Apply Log Rule.}$$

$$= \ln|\ln x| + C \qquad \text{Back-substitute.}$$

• • **REMARK** Keep in mind  
• that you can check your answer  
• to an integration problem by  
• differentiating the answer. For  
• instance, in Example 7, the  
• derivative of  $y = \ln|\ln x| + C$   
• is  $y' = 1/(x \ln x)$ .

• • • • •  $\blacktriangleright$  So, the solution is  $y = \ln|\ln x| + C$ .

## Integrals of Trigonometric Functions

In Section 4.1, you looked at six trigonometric integration rules—the six that correspond directly to differentiation rules. With the Log Rule, you can now complete the set of basic trigonometric integration formulas.

### EXAMPLE 8 Using a Trigonometric Identity

Find  $\int \tan x \, dx$ .

**Solution** This integral does not seem to fit any formulas on our basic list. However, by using a trigonometric identity, you obtain

$$\int \tan x \, dx = \int \frac{\sin x}{\cos x} \, dx.$$

Knowing that  $D_x[\cos x] = -\sin x$ , you can let  $u = \cos x$  and write

$$\begin{aligned} \int \tan x \, dx &= -\int \frac{-\sin x}{\cos x} \, dx && \text{Apply trigonometric identity and} \\ & && \text{multiply and divide by } -1. \\ &= -\int \frac{u'}{u} \, dx && \text{Substitute: } u = \cos x. \\ &= -\ln|u| + C && \text{Apply Log Rule.} \\ &= -\ln|\cos x| + C. && \text{Back-substitute.} \end{aligned}$$

Example 8 used a trigonometric identity to derive an integration rule for the tangent function. The next example takes a rather unusual step (multiplying and dividing by the same quantity) to derive an integration rule for the secant function.

### EXAMPLE 9 Derivation of the Secant Formula

Find  $\int \sec x \, dx$ .

**Solution** Consider the following procedure.

$$\begin{aligned} \int \sec x \, dx &= \int (\sec x) \left( \frac{\sec x + \tan x}{\sec x + \tan x} \right) dx && \text{Multiply and divide by } \sec x + \tan x. \\ &= \int \frac{\sec^2 x + \sec x \tan x}{\sec x + \tan x} \, dx \end{aligned}$$

Letting  $u$  be the denominator of this quotient produces

$$u = \sec x + \tan x$$

and

$$u' = \sec x \tan x + \sec^2 x.$$

So, you can conclude that

$$\begin{aligned} \int \sec x \, dx &= \int \frac{\sec^2 x + \sec x \tan x}{\sec x + \tan x} \, dx && \text{Rewrite integrand.} \\ &= \int \frac{u'}{u} \, dx && \text{Substitute: } u = \sec x + \tan x. \\ &= \ln|u| + C && \text{Apply Log Rule.} \\ &= \ln|\sec x + \tan x| + C. && \text{Back-substitute.} \end{aligned}$$

With the results of Examples 8 and 9, you now have integration formulas for  $\sin x$ ,  $\cos x$ ,  $\tan x$ , and  $\sec x$ . The integrals of the six basic trigonometric functions are summarized below. (For proofs of  $\cot u$  and  $\csc u$ , see Exercises 85 and 86.)



**REMARK** Using trigonometric identities and properties of logarithms, you could rewrite these six integration rules in other forms. For instance, you could write

$$\int \csc u \, du = \ln|\csc u - \cot u| + C.$$

(See Exercises 87–90.)

**INTEGRALS OF THE SIX BASIC TRIGONOMETRIC FUNCTIONS**

$\int \sin u \, du = -\cos u + C$	$\int \cos u \, du = \sin u + C$
$\int \tan u \, du = -\ln \cos u  + C$	$\int \cot u \, du = \ln \sin u  + C$
$\int \sec u \, du = \ln \sec u + \tan u  + C$	$\int \csc u \, du = -\ln \csc u + \cot u  + C$

**EXAMPLE 10** Integrating Trigonometric Functions

Evaluate  $\int_0^{\pi/4} \sqrt{1 + \tan^2 x} \, dx$ .

**Solution** Using  $1 + \tan^2 x = \sec^2 x$ , you can write

$$\begin{aligned} \int_0^{\pi/4} \sqrt{1 + \tan^2 x} \, dx &= \int_0^{\pi/4} \sqrt{\sec^2 x} \, dx \\ &= \int_0^{\pi/4} \sec x \, dx && \text{sec } x \geq 0 \text{ for } 0 \leq x \leq \frac{\pi}{4}. \\ &= \ln|\sec x + \tan x| \Big|_0^{\pi/4} \\ &= \ln(\sqrt{2} + 1) - \ln 1 \\ &\approx 0.881. \end{aligned}$$

**EXAMPLE 11** Finding an Average Value

Find the average value of

$$f(x) = \tan x$$

on the interval  $[0, \pi/4]$ .

**Solution**

$$\begin{aligned} \text{Average value} &= \frac{1}{(\pi/4) - 0} \int_0^{\pi/4} \tan x \, dx && \text{Average value} = \frac{1}{b-a} \int_a^b f(x) \, dx \\ &= \frac{4}{\pi} \int_0^{\pi/4} \tan x \, dx && \text{Simplify.} \\ &= \frac{4}{\pi} \left[ -\ln|\cos x| \right]_0^{\pi/4} && \text{Integrate.} \\ &= -\frac{4}{\pi} \left[ \ln \frac{\sqrt{2}}{2} - \ln 1 \right] \\ &= -\frac{4}{\pi} \ln \frac{\sqrt{2}}{2} \\ &\approx 0.441 \end{aligned}$$

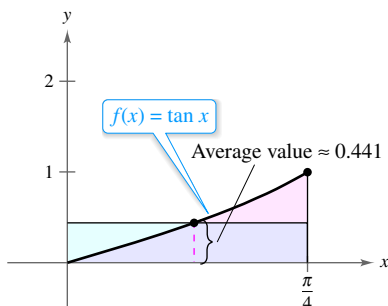


Figure 5.8

The average value is about 0.441, as shown in Figure 5.8.

# 5.2 Exercises

See [CalcChat.com](http://CalcChat.com) for tutorial help and worked-out solutions to odd-numbered exercises.

### CONCEPT CHECK

**1. Log Rule for Integration** Can you use the Log Rule to find the integral below? Explain.

$$\int \frac{x}{(x^2 - 4)^3} dx$$

**2. Long Division** Explain when to use long division before applying the Log Rule.

**3. Guidelines for Integration** Describe two ways to alter an integrand so that it fits an integration formula.

**4. Trigonometric Functions** Integrating which trigonometric function results in  $\ln|\sin x| + C$ ?



**Finding an Indefinite Integral of a Trigonometric Function** In Exercises 33–42, find the indefinite integral.

- |  |   |
|--|---|
| 33. $\int \cot \frac{\theta}{3} d\theta$       | 34. $\int \theta \tan 2\theta^2 d\theta$                  |
| 35. $\int \csc 2x dx$                          | 36. $\int \sec \frac{x}{2} dx$                            |
| 37. $\int (5 - \cos 3\theta) d\theta$          | 38. $\int \left(2 - \tan \frac{\theta}{4}\right) d\theta$ |
| 39. $\int \frac{\cos t}{1 + \sin t} dt$        | 40. $\int \frac{\csc^2 t}{\cot t} dt$                     |
| 41. $\int \frac{\sec x \tan x}{\sec x - 1} dx$ | 42. $\int (\sec 2x + \tan 2x) dx$                         |



**Finding an Indefinite Integral** In Exercises 5–28, find the indefinite integral.

- |   |  |
|---|--|
| 5. $\int \frac{5}{x} dx$                      | 6. $\int \frac{1}{x-5} dx$                 |
| 7. $\int \frac{1}{2x+5} dx$                   | 8. $\int \frac{9}{5-4x} dx$                |
| 9. $\int \frac{x}{x^2-3} dx$                  | 10. $\int \frac{x^2}{5-x^3} dx$            |
| 11. $\int \frac{4x^3+3}{x^4+3x} dx$           | 12. $\int \frac{x^2-2x}{x^3-3x^2} dx$      |
| 13. $\int \frac{x^2-7}{7x} dx$                | 14. $\int \frac{x^3-8x}{x^2} dx$           |
| 15. $\int \frac{x^2+2x+3}{x^3+3x^2+9x} dx$    | 16. $\int \frac{x^2+4x}{x^3+6x^2+5} dx$    |
| 17. $\int \frac{x^2-3x+2}{x+1} dx$            | 18. $\int \frac{2x^2+7x-3}{x-2} dx$        |
| 19. $\int \frac{x^3-3x^2+5}{x-3} dx$          | 20. $\int \frac{x^3-6x-20}{x+5} dx$        |
| 21. $\int \frac{x^4+x-4}{x^2+2} dx$           | 22. $\int \frac{x^3-4x^2-4x+20}{x^2-5} dx$ |
| 23. $\int \frac{(\ln x)^2}{x} dx$             | 24. $\int \frac{dx}{x(\ln x^2)^3}$         |
| 25. $\int \frac{1}{\sqrt{x}(1-3\sqrt{x})} dx$ | 26. $\int \frac{1}{x^{2/3}(1+x^{1/3})} dx$ |
| 27. $\int \frac{6x}{(x-5)^2} dx$              | 28. $\int \frac{x(x-2)}{(x-1)^3} dx$       |



**Change of Variables** In Exercises 29–32, find the indefinite integral by making a change of variables (*Hint*: Let  $u$  be the denominator of the integrand.)

- |   |   |
|---|---|
| 29. $\int \frac{1}{1+\sqrt{2x}} dx$       | 30. $\int \frac{4}{1+\sqrt{5x}} dx$             |
| 31. $\int \frac{\sqrt{x}}{\sqrt{x}-3} dx$ | 32. $\int \frac{\sqrt[3]{x}}{\sqrt[3]{x}-1} dx$ |



**Differential Equation** In Exercises 43–46, find the general solution of the differential equation. Use a graphing utility to graph three solutions, one of which passes through the given point.

- |  |   |
|--|---|
| 43. $\frac{dy}{dx} = \frac{3}{2-x}, (1, 0)$    | 44. $\frac{dy}{dx} = \frac{x-2}{x}, (-1, 0)$                |
| 45. $\frac{dy}{dx} = \frac{2x}{x^2-9}, (0, 4)$ | 46. $\frac{dr}{dt} = \frac{\sec^2 t}{\tan t + 1}, (\pi, 4)$ |

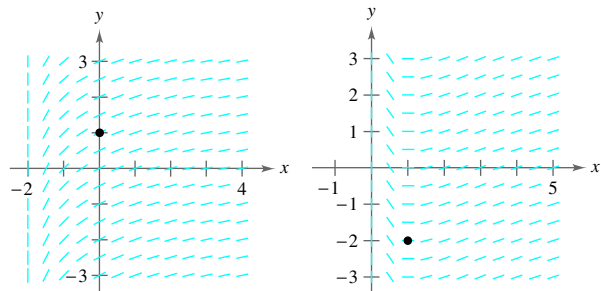
**Finding a Particular Solution** In Exercises 47 and 48, find the particular solution of the differential equation that satisfies the initial conditions.

47.  $f''(x) = \frac{2}{x^2}, f'(1) = 1, f(1) = 1, x > 0$
48.  $f''(x) = -\frac{4}{(x-1)^2} - 2, f'(2) = 0, f(2) = 3, x > 1$



**Slope Field** In Exercises 49 and 50, a differential equation, a point, and a slope field are given. (a) Sketch two approximate solutions of the differential equation on the slope field, one of which passes through the given point. (To print an enlarged copy of the graph, go to [MathGraphs.com](http://MathGraphs.com).) (b) Use integration and the given point to find the particular solution of the differential equation and use a graphing utility to graph the solution. Compare the result with the sketch in part (a) that passes through the given point.

- |   |  |
|---|--|
| 49. $\frac{dy}{dx} = \frac{1}{x+2}, (0, 1)$ | 50. $\frac{dy}{dx} = \frac{\ln x}{x}, (1, -2)$ |
|---|--|





**Evaluating a Definite Integral** In Exercises 51–58, evaluate the definite integral. Use a graphing utility to verify your result.

51.  $\int_0^4 \frac{5}{3x+1} dx$       52.  $\int_{-1}^1 \frac{1}{2x+3} dx$   
 53.  $\int_1^e \frac{(1+\ln x)^2}{x} dx$       54.  $\int_e^{e^2} \frac{1}{x \ln x} dx$   
 55.  $\int_0^2 \frac{x^2-2}{x+1} dx$       56.  $\int_0^1 \frac{x-1}{x+1} dx$   
 57.  $\int_1^2 \frac{1-\cos \theta}{\theta-\sin \theta} d\theta$       58.  $\int_{\pi/8}^{\pi/4} (\csc 2\theta - \cot 2\theta) d\theta$

**Finding an Integral Using Technology** In Exercises 59 and 60, use a computer algebra system to find or evaluate the integral.

59.  $\int \frac{1-\sqrt{x}}{1+\sqrt{x}} dx$       60.  $\int_{-\pi/4}^{\pi/4} \frac{\sin^2 x - \cos^2 x}{\cos x} dx$

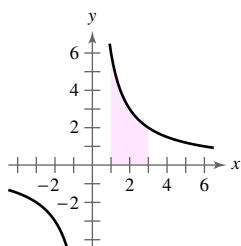
**Finding a Derivative** In Exercises 61–64, find  $F'(x)$ .

61.  $F(x) = \int_1^x \frac{1}{t} dt$       62.  $F(x) = \int_0^x \tan t dt$   
 63.  $F(x) = \int_1^{4x} \cot t dt$       64.  $F(x) = \int_0^{x^2} \frac{3}{t+1} dt$

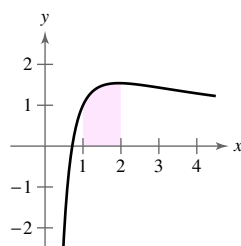


**Area** In Exercises 65–68, find the area of the given region. Use a graphing utility to verify your result.

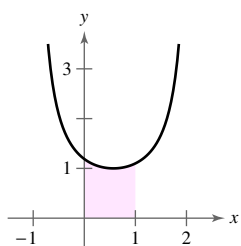
65.  $y = \frac{6}{x}$



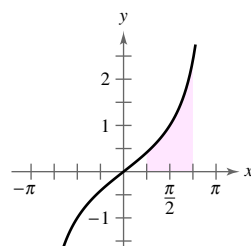
66.  $y = \frac{1 + \ln x^3}{x}$



67.  $y = \csc(x+1)$



68.  $y = \frac{\sin x}{1 + \cos x}$



**Area** In Exercises 69–72, find the area of the region bounded by the graphs of the equations. Use a graphing utility to verify your result.

69.  $y = \frac{x^2+4}{x}, x = 1, x = 4, y = 0$

70.  $y = \frac{5x}{x^2+2}, x = 1, x = 5, y = 0$

71.  $y = 2 \sec \frac{\pi x}{6}, x = 0, x = 2, y = 0$

72.  $y = 2x - \tan 0.3x, x = 1, x = 4, y = 0$



**Finding the Average Value of a Function** In Exercises 73–76, find the average value of the function over the given interval.

73.  $f(x) = \frac{8}{x^2}, [2, 4]$       74.  $f(x) = \frac{4(x+1)}{x^2}, [2, 4]$

75.  $f(x) = \frac{2 \ln x}{x}, [1, e]$

76.  $f(x) = \sec \frac{\pi x}{6}, [0, 2]$

**Midpoint Rule** In Exercises 77 and 78, use the Midpoint Rule with  $n = 4$  to approximate the value of the definite integral. Use a graphing utility to verify your result.

77.  $\int_1^3 \frac{12}{x} dx$

78.  $\int_0^{\pi/4} \sec x dx$

**EXPLORING CONCEPTS**

**Approximation** In Exercises 79 and 80, determine which value best approximates the area of the region between the  $x$ -axis and the graph of the function over the given interval. Make your selection on the basis of a sketch of the region, not by performing calculations.

79.  $f(x) = \sec x, [0, 1]$

- (a) 6    (b) -6    (c)  $\frac{1}{2}$     (d) 1.25    (e) 3

80.  $f(x) = \frac{2x}{x^2+1}, [0, 4]$

- (a) 3    (b) 7    (c) -2    (d) 5    (e) 1

**81. Napier's Inequality** For  $0 < x < y$ , use the Mean Value Theorem to show that

$$\frac{1}{y} < \frac{\ln y - \ln x}{y - x} < \frac{1}{x}$$

**82. Think About It** Is the function

$$F(x) = \int_x^{2x} \frac{1}{t} dt$$

constant, increasing, or decreasing on the interval  $(0, \infty)$ ? Explain.

**83. Finding a Value** Find a value of  $x$  such that

$$\int_1^x \frac{3}{t} dt = \int_{1/4}^x \frac{1}{t} dt$$

**84. Finding a Value** Find a value of  $x$  such that

$$\int_1^x \frac{1}{t} dt$$

is equal to (a)  $\ln 5$  and (b) 1.

85. **Proof** Prove that

$$\int \cot u \, du = \ln|\sin u| + C.$$

86. **Proof** Prove that

$$\int \csc u \, du = -\ln|\csc u + \cot u| + C.$$

**Using Properties of Logarithms and Trigonometric Identities** In Exercises 87–90, show that the two formulas are equivalent.

87.  $\int \tan x \, dx = -\ln|\cos x| + C$

$$\int \tan x \, dx = \ln|\sec x| + C$$

88.  $\int \cot x \, dx = \ln|\sin x| + C$

$$\int \cot x \, dx = -\ln|\csc x| + C$$

89.  $\int \sec x \, dx = \ln|\sec x + \tan x| + C$

$$\int \sec x \, dx = -\ln|\sec x - \tan x| + C$$

90.  $\int \csc x \, dx = -\ln|\csc x + \cot x| + C$

$$\int \csc x \, dx = \ln|\csc x - \cot x| + C$$

91. **Population Growth** A population of bacteria  $P$  is changing at a rate of

$$\frac{dP}{dt} = \frac{3000}{1 + 0.25t}$$

where  $t$  is the time in days. The initial population (when  $t = 0$ ) is 1000.

- (a) Write an equation that gives the population at any time  $t$ .
- (b) Find the population when  $t = 3$  days.

92. **Sales** The rate of change in sales  $S$  is inversely proportional to time  $t$  ( $t > 1$ ), measured in weeks. Find  $S$  as a function of  $t$  when the sales after 2 and 4 weeks are 200 units and 300 units, respectively.

93. **Heat Transfer**

Find the time required for an object to cool from 300°F to 250°F by evaluating

$$t = \frac{10}{\ln 2} \int_{250}^{300} \frac{1}{T - 100} dT$$

where  $t$  is time in minutes.



94. **Average Price** The demand equation for a product is

$$p = \frac{90,000}{400 + 3x}$$

where  $p$  is the price (in dollars) and  $x$  is the number of units (in thousands). Find the average price  $p$  on the interval  $40 \leq x \leq 50$ .

95. **Area and Slope** Graph the function

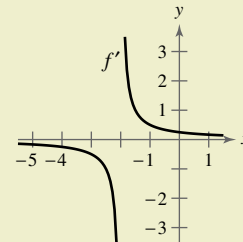
$$f(x) = \frac{x}{1 + x^2}$$

on the interval  $[0, \infty)$ .

- (a) Find the area bounded by the graph of  $f$  and the line  $y = \frac{1}{2}x$ .
- (b) Determine the values of the slope  $m$  such that the line  $y = mx$  and the graph of  $f$  enclose a finite region.
- (c) Calculate the area of this region as a function of  $m$ .



96. **HOW DO YOU SEE IT?** Use the graph of  $f'$  shown in the figure to answer the following.



- (a) Approximate the slope of  $f$  at  $x = -1$ . Explain.
- (b) Approximate any open intervals on which the graph of  $f$  is increasing and any open intervals on which it is decreasing. Explain.

**True or False?** In Exercises 97–100, determine whether the statement is true or false. If it is false, explain why or give an example that shows it is false.

97.  $\ln|x^4| = \ln x^4$       98.  $\ln|\cos \theta^2| = \ln(\cos \theta^2)$

99.  $\int \frac{1}{x} dx = \ln|cx|, \quad c \neq 0$

100.  $\int_{-1}^2 \frac{1}{x} dx = \left[ \ln|x| \right]_{-1}^2 = \ln 2 - \ln 1 = \ln 2$

**PUTNAM EXAM CHALLENGE**

101. Suppose that  $f$  is a function on the interval  $[1, 3]$  such that  $-1 \leq f(x) \leq 1$  for all  $x$  and  $\int_1^3 f(x) \, dx = 0$ . How large can  $\int_1^3 \frac{f(x)}{x} \, dx$  be?

This problem was composed by the Committee on the Putnam Prize Competition. © The Mathematical Association of America. All rights reserved.

## 5.3 Inverse Functions

- Verify that one function is the inverse function of another function.
- Determine whether a function has an inverse function.
- Find the derivative of an inverse function.

### Inverse Functions

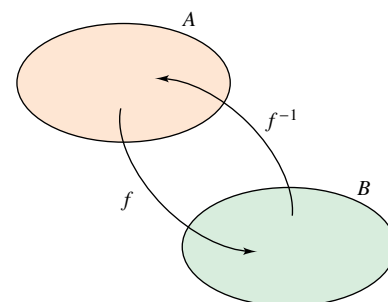
Recall from Section P.3 that a function can be represented by a set of ordered pairs. For instance, the function  $f(x) = x + 3$  from  $A = \{1, 2, 3, 4\}$  to  $B = \{4, 5, 6, 7\}$  can be written as

$$f: \{(1, 4), (2, 5), (3, 6), (4, 7)\}.$$

By interchanging the first and second coordinates of each ordered pair, you can form the **inverse function** of  $f$ . This function is denoted by  $f^{-1}$ . It is a function from  $B$  to  $A$  and can be written as

$$f^{-1}: \{(4, 1), (5, 2), (6, 3), (7, 4)\}.$$

Note that the domain of  $f$  is equal to the range of  $f^{-1}$ , and vice versa, as shown in Figure 5.9. The functions  $f$  and  $f^{-1}$  have the effect of “undoing” each other. That is, when you form the composition of  $f$  with  $f^{-1}$  or the composition of  $f^{-1}$  with  $f$ , you obtain the identity function.



Domain of  $f$  = range of  $f^{-1}$   
 Domain of  $f^{-1}$  = range of  $f$   
**Figure 5.9**

- **REMARK** Although the notation used to denote an inverse function resembles *exponential notation*, it is a different use of  $-1$  as a superscript. That is, in general,

$$f^{-1}(x) \neq \frac{1}{f(x)}.$$

$$f(f^{-1}(x)) = x \quad \text{and} \quad f^{-1}(f(x)) = x$$

#### Exploration

##### Finding Inverse Functions

Explain how to “undo” each of the functions below. Then use your explanation to write the inverse function of  $f$ .

- a.  $f(x) = x - 5$
- b.  $f(x) = 6x$
- c.  $f(x) = \frac{x}{2}$
- d.  $f(x) = 3x + 2$
- e.  $f(x) = x^3$
- f.  $f(x) = 4(x - 2)$

Use a graphing utility to graph each function and its inverse function in the same “square” viewing window. What observation can you make about each pair of graphs?

#### Definition of Inverse Function

A function  $g$  is the **inverse function** of the function  $f$  when

$$f(g(x)) = x \text{ for each } x \text{ in the domain of } g$$

and

$$g(f(x)) = x \text{ for each } x \text{ in the domain of } f.$$

The function  $g$  is denoted by  $f^{-1}$  (read “ $f$  inverse”).

Here are some important observations about inverse functions.

1. If  $g$  is the inverse function of  $f$ , then  $f$  is the inverse function of  $g$ .
2. The domain of  $f^{-1}$  is equal to the range of  $f$ , and the range of  $f^{-1}$  is equal to the domain of  $f$ .
3. A function need not have an inverse function, but when it does, the inverse function is unique (see Exercise 94).

You can think of  $f^{-1}$  as undoing what has been done by  $f$ . For example, subtraction can be used to undo addition, and division can be used to undo multiplication. So,

$$f(x) = x + c \quad \text{and} \quad f^{-1}(x) = x - c \quad \text{Subtraction can be used to undo addition.}$$

are inverse functions of each other and

$$f(x) = cx \quad \text{and} \quad f^{-1}(x) = \frac{x}{c}, \quad c \neq 0 \quad \text{Division can be used to undo multiplication.}$$

are inverse functions of each other.

**EXAMPLE 1** Verifying Inverse Functions

Show that the functions are inverse functions of each other.

$$f(x) = 2x^3 - 1 \quad \text{and} \quad g(x) = \sqrt[3]{\frac{x+1}{2}}$$

**REMARK** In Example 1, try comparing the functions  $f$  and  $g$  verbally.

For  $f$ : First cube  $x$ , then multiply by 2, then subtract 1.

For  $g$ : First add 1, then divide by 2, then take the cube root.

Do you see the “undoing pattern”?

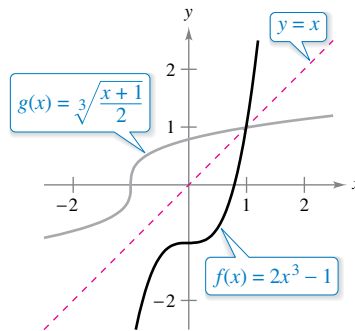
**Solution** Because the domains and ranges of both  $f$  and  $g$  consist of all real numbers, you can conclude that both composite functions exist for all  $x$ . The composition of  $f$  with  $g$  is

$$\begin{aligned} f(g(x)) &= 2\left(\sqrt[3]{\frac{x+1}{2}}\right)^3 - 1 \\ &= 2\left(\frac{x+1}{2}\right) - 1 \\ &= x + 1 - 1 \\ &= x. \end{aligned}$$

The composition of  $g$  with  $f$  is

$$g(f(x)) = \sqrt[3]{\frac{(2x^3 - 1) + 1}{2}} = \sqrt[3]{\frac{2x^3}{2}} = \sqrt[3]{x^3} = x.$$

Because  $f(g(x)) = x$  and  $g(f(x)) = x$ , you can conclude that  $f$  and  $g$  are inverse functions of each other (see Figure 5.10).



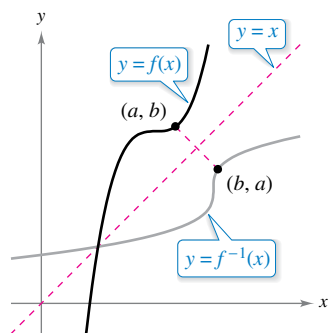
$f$  and  $g$  are inverse functions of each other.

**Figure 5.10**

In Figure 5.10, the graphs of  $f$  and  $g = f^{-1}$  appear to be mirror images of each other with respect to the line  $y = x$ . The graph of  $f^{-1}$  is a **reflection** of the graph of  $f$  in the line  $y = x$ . This idea is generalized in the next theorem.

**THEOREM 5.6 Reflective Property of Inverse Functions**

The graph of  $f$  contains the point  $(a, b)$  if and only if the graph of  $f^{-1}$  contains the point  $(b, a)$ .



The graph of  $f^{-1}$  is a reflection of the graph of  $f$  in the line  $y = x$ .

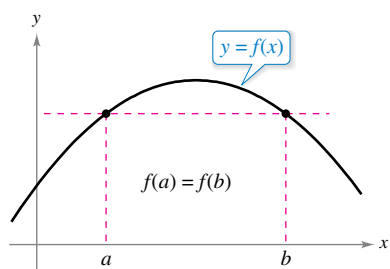
**Figure 5.11**

**Proof** If  $(a, b)$  is on the graph of  $f$ , then  $f(a) = b$ , and you can write

$$f^{-1}(b) = f^{-1}(f(a)) = a.$$

So,  $(b, a)$  is on the graph of  $f^{-1}$ , as shown in Figure 5.11. A similar argument will prove the theorem in the other direction.





If a horizontal line intersects the graph of  $f$  twice, then  $f$  is not one-to-one.

Figure 5.12

## Existence of an Inverse Function

Not every function has an inverse function, and Theorem 5.6 suggests a graphical test for those that do—the **Horizontal Line Test** for an inverse function. This test states that a function  $f$  has an inverse function if and only if every horizontal line intersects the graph of  $f$  at most once (see Figure 5.12). The next theorem formally states why the Horizontal Line Test is valid. (Recall from Section 3.3 that a function is *strictly monotonic* when it is either increasing on its entire domain or decreasing on its entire domain.)

### THEOREM 5.7 The Existence of an Inverse Function

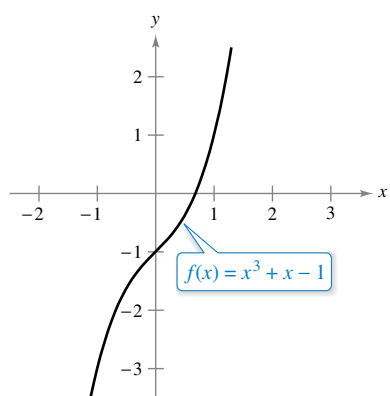
1. A function has an inverse function if and only if it is one-to-one.
2. If  $f$  is strictly monotonic on its entire domain, then it is one-to-one and therefore has an inverse function.



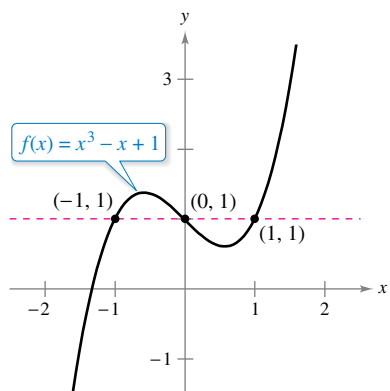
**Proof** The proof of the first part of the theorem is left as an exercise (see Exercise 95). To prove the second part of the theorem, recall from Section P.3 that  $f$  is one-to-one when for  $x_1$  and  $x_2$  in its domain

$$x_1 \neq x_2 \implies f(x_1) \neq f(x_2).$$

Now, choose  $x_1$  and  $x_2$  in the domain of  $f$ . If  $x_1 \neq x_2$ , then, because  $f$  is strictly monotonic, it follows that either  $f(x_1) < f(x_2)$  or  $f(x_1) > f(x_2)$ . In either case,  $f(x_1) \neq f(x_2)$ . So,  $f$  is one-to-one on the interval. ■



(a) Because  $f$  is increasing over its entire domain, it has an inverse function.



(b) Because  $f$  is not one-to-one, it does not have an inverse function.

Figure 5.13

### EXAMPLE 2 The Existence of an Inverse Function

- a. From the graph of  $f(x) = x^3 + x - 1$  shown in Figure 5.13(a), it appears that  $f$  is increasing over its entire domain. To verify this, note that the derivative,  $f'(x) = 3x^2 + 1$ , is positive for all real values of  $x$ . So,  $f$  is strictly monotonic, and it must have an inverse function.
- b. From the graph of  $f(x) = x^3 - x + 1$  shown in Figure 5.13(b), you can see that the function does not pass the Horizontal Line Test. In other words, it is not one-to-one. For instance,  $f$  has the same value when  $x = -1, 0$ , and  $1$ .

$$f(-1) = f(1) = f(0) = 1 \quad \text{Not one-to-one}$$

So, by Theorem 5.7,  $f$  does not have an inverse function. ■

Often, it is easier to prove that a function *has* an inverse function than to find the inverse function. For instance, it would be difficult algebraically to find the inverse function of the function in Example 2(a).

### GUIDELINES FOR FINDING AN INVERSE FUNCTION

1. Use Theorem 5.7 to determine whether the function  $y = f(x)$  has an inverse function.
2. Solve for  $x$  as a function of  $y$ :  $x = g(y) = f^{-1}(y)$ .
3. Interchange  $x$  and  $y$ . The resulting equation is  $y = f^{-1}(x)$ .
4. Define the domain of  $f^{-1}$  as the range of  $f$ .
5. Verify that  $f(f^{-1}(x)) = x$  and  $f^{-1}(f(x)) = x$ .

**EXAMPLE 3** Finding an Inverse Function

Find the inverse function of  $f(x) = \sqrt{2x - 3}$ .

**Solution** From the graph of  $f$  in Figure 5.14, it appears that  $f$  is increasing over its entire domain,  $[3/2, \infty)$ . To verify this, note that

$$f'(x) = \frac{1}{\sqrt{2x - 3}}$$

is positive on the domain of  $f$ . So,  $f$  is strictly monotonic, and it must have an inverse function. To find an equation for the inverse function, let  $y = f(x)$ , and solve for  $x$  in terms of  $y$ .

$$\begin{aligned} \sqrt{2x - 3} &= y && \text{Let } y = f(x). \\ 2x - 3 &= y^2 && \text{Square each side.} \\ x &= \frac{y^2 + 3}{2} && \text{Solve for } x. \\ y &= \frac{x^2 + 3}{2} && \text{Interchange } x \text{ and } y. \\ f^{-1}(x) &= \frac{x^2 + 3}{2} && \text{Replace } y \text{ by } f^{-1}(x). \end{aligned}$$

The domain of  $f^{-1}$  is the range of  $f$ , which is  $[0, \infty)$ . You can verify this result as shown.

$$f(f^{-1}(x)) = \sqrt{2\left(\frac{x^2 + 3}{2}\right) - 3} = \sqrt{x^2} = x, \quad x \geq 0$$

$$f^{-1}(f(x)) = \frac{(\sqrt{2x - 3})^2 + 3}{2} = \frac{2x - 3 + 3}{2} = x, \quad x \geq \frac{3}{2}$$

Theorem 5.7 is useful in the next type of problem. You are given a function that is *not* one-to-one on its domain. By restricting the domain to an interval on which the function is strictly monotonic, you can conclude that the new function *is* one-to-one on the restricted domain.

**EXAMPLE 4** Testing Whether a Function Is One-to-One

⋯▶ See [LarsonCalculus.com](http://LarsonCalculus.com) for an interactive version of this type of example.

Show that the sine function

$$f(x) = \sin x$$

is not one-to-one on the entire real number line. Then show that  $[-\pi/2, \pi/2]$  is the largest interval, centered at the origin, on which  $f$  is strictly monotonic.

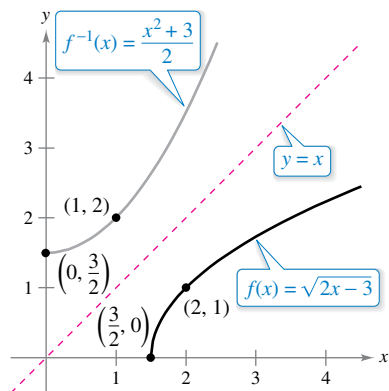
**Solution** It is clear that  $f$  is not one-to-one, because many different  $x$ -values yield the same  $y$ -value. For instance,

$$\sin 0 = 0 = \sin \pi.$$

Moreover,  $f$  is increasing on the open interval  $(-\pi/2, \pi/2)$ , because its derivative

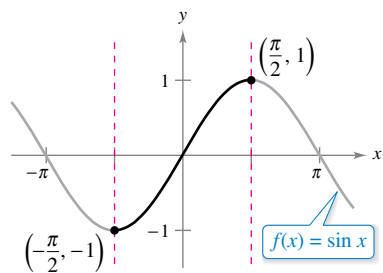
$$f'(x) = \cos x$$

is positive there. Finally, because the left and right endpoints correspond to relative extrema of the sine function, you can conclude that  $f$  is increasing on the closed interval  $[-\pi/2, \pi/2]$  and that on any larger interval the function is not strictly monotonic (see Figure 5.15).



The domain of  $f^{-1}$ ,  $[0, \infty)$ , is the range of  $f$ .

**Figure 5.14**



$f$  is one-to-one on the interval  $[-\pi/2, \pi/2]$ .

**Figure 5.15**

## Derivative of an Inverse Function

The next two theorems discuss the derivative of an inverse function. The reasonableness of Theorem 5.8 follows from the reflective property of inverse functions, as shown in Figure 5.11.

### THEOREM 5.8 Continuity and Differentiability of Inverse Functions

Let  $f$  be a function whose domain is an interval  $I$ . If  $f$  has an inverse function, then the following statements are true.

1. If  $f$  is continuous on its domain, then  $f^{-1}$  is continuous on its domain.
2. If  $f$  is increasing on its domain, then  $f^{-1}$  is increasing on its domain.
3. If  $f$  is decreasing on its domain, then  $f^{-1}$  is decreasing on its domain.
4. If  $f$  is differentiable on an interval containing  $c$  and  $f'(c) \neq 0$ , then  $f^{-1}$  is differentiable at  $f(c)$ .

A proof of this theorem is given in Appendix A.



### Exploration

Graph the inverse functions  $f(x) = x^3$  and  $g(x) = x^{1/3}$ . Calculate the slopes of  $f$  at  $(1, 1)$ ,  $(2, 8)$ , and  $(3, 27)$ , and the slopes of  $g$  at  $(1, 1)$ ,  $(8, 2)$ , and  $(27, 3)$ . What do you observe? What happens at  $(0, 0)$ ?

### THEOREM 5.9 The Derivative of an Inverse Function

Let  $f$  be a function that is differentiable on an interval  $I$ . If  $f$  has an inverse function  $g$ , then  $g$  is differentiable at any  $x$  for which  $f'(g(x)) \neq 0$ . Moreover,

$$g'(x) = \frac{1}{f'(g(x))}, \quad f'(g(x)) \neq 0.$$

A proof of this theorem is given in Appendix A.



### EXAMPLE 5 Evaluating the Derivative of an Inverse Function

Let  $f(x) = \frac{1}{4}x^3 + x - 1$ .

- a. What is the value of  $f^{-1}(x)$  when  $x = 3$ ?
- b. What is the value of  $(f^{-1})'(x)$  when  $x = 3$ ?

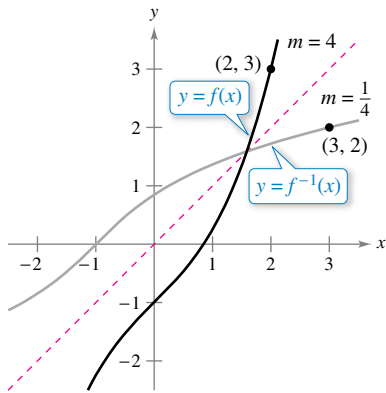
**Solution** Notice that  $f$  is one-to-one and therefore has an inverse function.

- a. Because  $f(x) = 3$  when  $x = 2$ , you know that  $f^{-1}(3) = 2$ .
- b. Because the function  $f$  is differentiable and has an inverse function, you can apply Theorem 5.9 (with  $g = f^{-1}$ ) to write

$$(f^{-1})'(3) = \frac{1}{f'(f^{-1}(3))} = \frac{1}{f'(2)}.$$

Moreover, using  $f'(x) = \frac{3}{4}x^2 + 1$ , you can conclude that

$$(f^{-1})'(3) = \frac{1}{f'(2)} = \frac{1}{\frac{3}{4}(2^2) + 1} = \frac{1}{4}.$$



The graphs of the inverse functions  $f$  and  $f^{-1}$  have reciprocal slopes at points  $(a, b)$  and  $(b, a)$ .

Figure 5.16

In Example 5, note that at the point  $(2, 3)$ , the slope of the graph of  $f$  is  $m = 4$ , and at the point  $(3, 2)$ , the slope of the graph of  $f^{-1}$  is

$$m = \frac{1}{4}$$

as shown in Figure 5.16. In general, if  $y = g(x) = f^{-1}(x)$ , then  $f(y) = x$  and  $f'(y) = \frac{dx}{dy}$ . It follows from Theorem 5.9 that

$$g'(x) = \frac{dy}{dx} = \frac{1}{f'(g(x))} = \frac{1}{f'(y)} = \frac{1}{(dx/dy)}.$$

This reciprocal relationship is sometimes written as

$$\frac{dy}{dx} = \frac{1}{dx/dy}.$$

**EXAMPLE 6** Graphs of Inverse Functions Have Reciprocal Slopes

Let  $f(x) = x^2$  (for  $x \geq 0$ ), and let  $f^{-1}(x) = \sqrt{x}$ . Show that the slopes of the graphs of  $f$  and  $f^{-1}$  are reciprocals at each of the following points.

- a.  $(2, 4)$  and  $(4, 2)$       b.  $(3, 9)$  and  $(9, 3)$

**Solution** The derivatives of  $f$  and  $f^{-1}$  are

$$f'(x) = 2x \quad \text{and} \quad (f^{-1})'(x) = \frac{1}{2\sqrt{x}}.$$

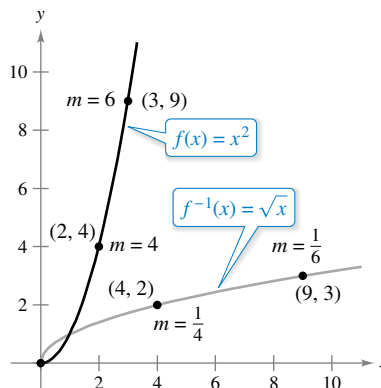
- a. At  $(2, 4)$ , the slope of the graph of  $f$  is  $f'(2) = 2(2) = 4$ . At  $(4, 2)$ , the slope of the graph of  $f^{-1}$  is

$$(f^{-1})'(4) = \frac{1}{2\sqrt{4}} = \frac{1}{2(2)} = \frac{1}{4}.$$

- b. At  $(3, 9)$ , the slope of the graph of  $f$  is  $f'(3) = 2(3) = 6$ . At  $(9, 3)$ , the slope of the graph of  $f^{-1}$  is

$$(f^{-1})'(9) = \frac{1}{2\sqrt{9}} = \frac{1}{2(3)} = \frac{1}{6}.$$

So, in both cases, the slopes are reciprocals, as shown in Figure 5.17.



At  $(0, 0)$ , the derivative of  $f$  is 0, and the derivative of  $f^{-1}$  does not exist.

Figure 5.17

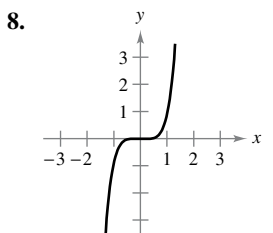
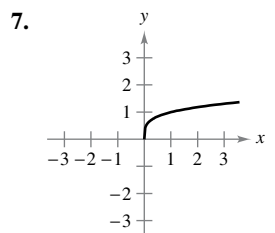
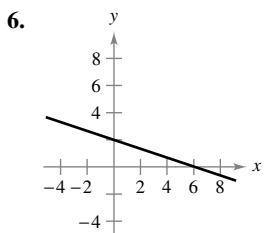
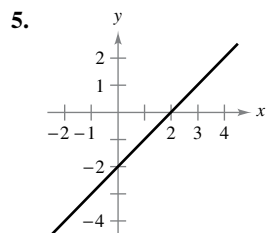
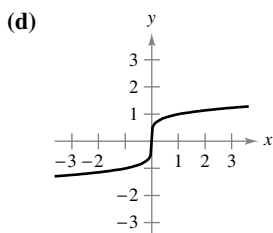
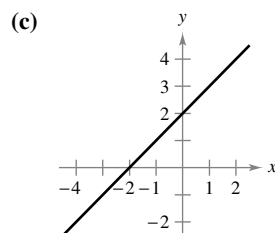
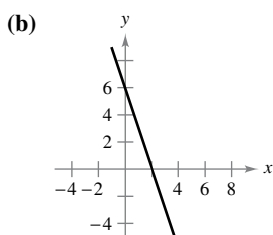
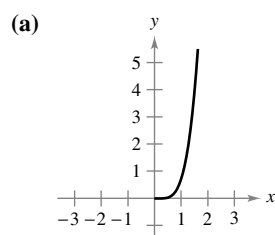
## 5.3 Exercises

See [CalcChat.com](http://CalcChat.com) for tutorial help and worked-out solutions to odd-numbered exercises.

## CONCEPT CHECK

- Inverse Functions** In your own words, describe what it means to say that the function  $g$  is the inverse function of the function  $f$ .
- Reflective Property of Inverse Functions** Describe the relationship between the graph of a function and the graph of its inverse function.
- Domain of an Inverse Function** The function  $f$  has an inverse function,  $f^{-1}$ . Is the domain of  $f$  the same as the domain of  $f^{-1}$ ? Explain.
- Behavior of an Inverse Function** The function  $f$  is decreasing on its domain and has an inverse function,  $f^{-1}$ . Is  $f^{-1}$  increasing, decreasing, or constant on its domain?

**Matching** In Exercises 5–8, match the graph of the function with the graph of its inverse function. [The graphs of the inverse functions are labeled (a), (b), (c), and (d).]



**Verifying Inverse Functions** In Exercises 9–16, show that  $f$  and  $g$  are inverse functions (a) analytically and (b) graphically.

- $f(x) = 5x + 1$ ,  $g(x) = \frac{x-1}{5}$
- $f(x) = 3 - 4x$ ,  $g(x) = \frac{3-x}{4}$
- $f(x) = x^3$ ,  $g(x) = \sqrt[3]{x}$
- $f(x) = 1 - x^3$ ,  $g(x) = \sqrt[3]{1-x}$
- $f(x) = \sqrt{x-4}$ ,  $g(x) = x^2 + 4$ ,  $x \geq 0$
- $f(x) = 16 - x^2$ ,  $x \geq 0$ ,  $g(x) = \sqrt{16-x}$
- $f(x) = \frac{1}{x}$ ,  $g(x) = \frac{1}{x}$
- $f(x) = \frac{1}{1+x}$ ,  $x \geq 0$ ,  $g(x) = \frac{1-x}{x}$ ,  $0 < x \leq 1$



**Using the Horizontal Line Test** In Exercises 17–24, use a graphing utility to graph the function. Then use the Horizontal Line Test to determine whether the function is one-to-one on its entire domain and therefore has an inverse function.

- $f(x) = \frac{3}{4}x + 6$
- $f(x) = 1 - x^3$
- $f(\theta) = \sin \theta$
- $f(x) = x \cos x$
- $h(s) = \frac{1}{s-2} - 3$
- $g(t) = \frac{1}{\sqrt{t^2+1}}$
- $f(x) = \ln x$
- $h(x) = \ln x^2$



**Determining Whether a Function Has an Inverse Function** In Exercises 25–30, use the derivative to determine whether the function is strictly monotonic on its entire domain and therefore has an inverse function.

- $f(x) = 2 - x - x^3$
- $f(x) = x^3 - 6x^2 + 12x$
- $f(x) = 8x^3 + x^2 - 1$
- $f(x) = 1 - x^3 - 6x^5$
- $f(x) = \ln(x-3)$
- $f(x) = \cos \frac{3x}{2}$



**Verifying a Function Has an Inverse Function** In Exercises 31–34, show that  $f$  is strictly monotonic on the given interval and therefore has an inverse function on that interval.

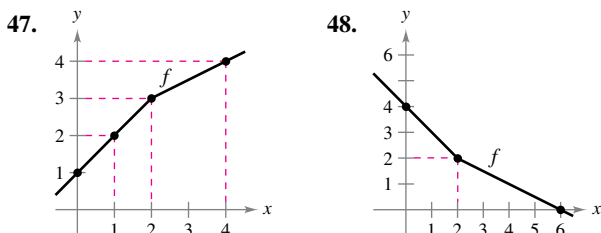
- $f(x) = (x-4)^2$ ,  $[4, \infty)$
- $f(x) = |x+2|$ ,  $[-2, \infty)$
- $f(x) = \cot x$ ,  $(0, \pi)$
- $f(x) = \sec x$ ,  $\left[0, \frac{\pi}{2}\right)$



**Finding an Inverse Function** In Exercises 35–46, (a) find the inverse function of  $f$ , (b) graph  $f$  and  $f^{-1}$  on the same set of coordinate axes, (c) describe the relationship between the graphs, and (d) state the domains and ranges of  $f$  and  $f^{-1}$ .

- 35.  $f(x) = 2x - 3$
- 36.  $f(x) = 9 - 5x$
- 37.  $f(x) = x^5$
- 38.  $f(x) = x^3 - 1$
- 39.  $f(x) = \sqrt{x}$
- 40.  $f(x) = x^4, x \geq 0$
- 41.  $f(x) = \sqrt{4 - x^2}, 0 \leq x \leq 2$
- 42.  $f(x) = \sqrt{x^2 - 4}, x \geq 2$
- 43.  $f(x) = \sqrt[3]{x - 1}$
- 44.  $f(x) = x^{2/3}, x \geq 0$
- 45.  $f(x) = \frac{x}{\sqrt{x^2 + 7}}$
- 46.  $f(x) = \frac{x + 2}{x}$

**Finding an Inverse Function** In Exercises 47 and 48, use the graph of the function  $f$  to make a table of values for the given points. Then make a second table that can be used to find  $f^{-1}$  and sketch the graph of  $f^{-1}$ . To print an enlarged copy of the graph, go to *MathGraphs.com*.



- 49. **Cost** You need a total of 50 pounds of two commodities costing \$1.25 and \$2.75 per pound.
  - (a) Verify that the total cost is  $y = 1.25x + 2.75(50 - x)$ , where  $x$  is the number of pounds of the less expensive commodity.
  - (b) Find the inverse function of the cost function. What does each variable represent in the inverse function?
  - (c) What is the domain of the inverse function? Validate or explain your answer using the context of the problem.
  - (d) Determine the number of pounds of the less expensive commodity purchased when the total cost is \$73.
- 50. **Temperature** The formula  $C = \frac{5}{9}(F - 32)$ , where  $F \geq -459.6$ , represents Celsius temperature  $C$  as a function of Fahrenheit temperature  $F$ .
  - (a) Find the inverse function of  $C$ .
  - (b) What does the inverse function represent?
  - (c) What is the domain of the inverse function? Validate or explain your answer using the context of the problem.
  - (d) The temperature is 22°C. What is the corresponding temperature in degrees Fahrenheit?

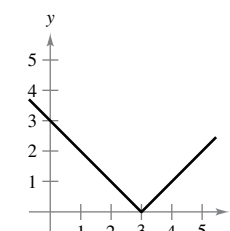
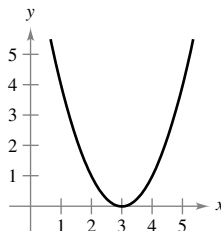


**Testing Whether a Function Is One-to-One** In Exercises 51–54, determine whether the function is one-to-one. If it is, find its inverse function.

- 51.  $f(x) = \sqrt{x - 2}$
- 52.  $f(x) = -3$
- 53.  $f(x) = |x - 2|, x \leq 2$
- 54.  $f(x) = ax + b, a \neq 0$

**Making a Function One-to-One** In Exercises 55–58, the function is not one-to-one. Delete part of the domain so that the function that remains is one-to-one. Find the inverse function of the remaining function and give the domain of the inverse function. (Note: There is more than one correct answer.)

- 55.  $f(x) = (x - 3)^2$
- 56.  $f(x) = |x - 3|$
- 57.  $f(x) = |x + 3|$
- 58.  $f(x) = 16 - x^4$



**Think About It** In Exercises 59–62, decide whether the function has an inverse function. If so, describe what the inverse function represents.

- 59.  $g(t)$  is the volume of water that has passed through a water line  $t$  minutes after a control valve is opened.
- 60.  $h(t)$  is the height of the tide  $t$  hours after midnight, where  $0 \leq t < 24$ .
- 61.  $C(t)$  is the cost of a long-distance phone call lasting  $t$  minutes.
- 62.  $A(r)$  is the area of a circle of radius  $r$ .



**Evaluating the Derivative of an Inverse Function** In Exercises 63–70, verify that  $f$  has an inverse function. Then use the function  $f$  and the given real number  $a$  to find  $(f^{-1})'(a)$ . (Hint: See Example 5.)

- 63.  $f(x) = 5 - 2x^3, a = 7$
- 64.  $f(x) = x^3 + 3x - 1, a = -5$
- 65.  $f(x) = \frac{1}{27}(x^5 + 2x^3), a = -11$
- 66.  $f(x) = \sqrt{x - 4}, a = 2$
- 67.  $f(x) = \sin x, -\frac{\pi}{2} \leq x \leq \frac{\pi}{2}, a = \frac{1}{2}$
- 68.  $f(x) = \cos 2x, 0 \leq x \leq \frac{\pi}{2}, a = 1$
- 69.  $f(x) = \frac{x + 6}{x - 2}, x > 2, a = 3$
- 70.  $f(x) = \frac{x + 3}{x + 1}, x > -1, a = 2$



**Using Inverse Functions** In Exercises 71–74, (a) find the domains of  $f$  and  $f^{-1}$ , (b) find the ranges of  $f$  and  $f^{-1}$ , (c) graph  $f$  and  $f^{-1}$ , and (d) show that the slopes of the graphs of  $f$  and  $f^{-1}$  are reciprocals at the given points.

- | Functions                     | Point                        |
|-------------------------------|------------------------------|
| 71. $f(x) = x^3$              | $(\frac{1}{2}, \frac{1}{8})$ |
| $f^{-1}(x) = \sqrt[3]{x}$     | $(\frac{1}{8}, \frac{1}{2})$ |
| 72. $f(x) = 3 - 4x$           | $(1, -1)$                    |
| $f^{-1}(x) = \frac{3 - x}{4}$ | $(-1, 1)$                    |

- | Functions                              | Point  |
|--|--------|
| 73. $f(x) = \sqrt{x-4}$                | (5, 1) |
| $f^{-1}(x) = x^2 + 4, x \geq 0$        | (1, 5) |
| 74. $f(x) = \frac{4}{1+x^2}, x \geq 0$ | (1, 2) |
| $f^{-1}(x) = \sqrt{\frac{4-x}{x}}$     | (2, 1) |

**Using Composite and Inverse Functions** In Exercises 75–78, use the functions  $f(x) = \frac{1}{8}x - 3$  and  $g(x) = x^3$  to find the given value.

75.  $(f^{-1} \circ g^{-1})(1)$       76.  $(g^{-1} \circ f^{-1})(-3)$   
 77.  $(f^{-1} \circ f^{-1})(-2)$       78.  $(g^{-1} \circ g^{-1})(8)$

**Using Composite and Inverse Functions** In Exercises 79–82, use the functions  $f(x) = x + 4$  and  $g(x) = 2x - 5$  to find the given function.

79.  $g^{-1} \circ f^{-1}$       80.  $f^{-1} \circ g^{-1}$   
 81.  $(f \circ g)^{-1}$       82.  $(g \circ f)^{-1}$

### EXPLORING CONCEPTS

**83. Inverse Function** Consider the function  $f(x) = x^n$ , where  $n$  is odd. Does  $f^{-1}$  exist? Explain.

**84. Think About It** Does adding a constant term to a function affect the existence of an inverse function? Explain.

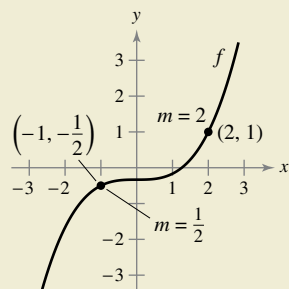
**Explaining Why a Function Is Not One-to-One** In Exercises 85 and 86, the derivative of the function has the same sign for all  $x$  in its domain, but the function is not one-to-one. Explain why the function is not one-to-one.

85.  $f(x) = \tan x$       86.  $f(x) = \frac{x}{x^2 - 4}$

**87. Think About It** The function  $f(x) = k(2 - x - x^3)$  is one-to-one and  $f^{-1}(3) = -2$ . Find  $k$ .



**88. HOW DO YOU SEE IT?** Use the information in the graph of  $f$  below.



- (a) What is the slope of the tangent line to the graph of  $f^{-1}$  at the point  $(-\frac{1}{2}, -1)$ ? Explain.  
 (b) What is the slope of the tangent line to the graph of  $f^{-1}$  at the point  $(1, 2)$ ? Explain.

**True or False?** In Exercises 89 and 90, determine whether the statement is true or false. If it is false, explain why or give an example that shows it is false.

89. If  $f$  is an even function, then  $f^{-1}$  exists.  
 90. If the inverse function of  $f$  exists, then the  $y$ -intercept of  $f$  is an  $x$ -intercept of  $f^{-1}$ .

### 91. Making a Function One-to-One

- (a) Show that  $f(x) = 2x^3 + 3x^2 - 36x$  is not one-to-one on  $(-\infty, \infty)$ .  
 (b) Determine the greatest value  $c$  such that  $f$  is one-to-one on  $(-c, c)$ .

**92. Proof** Let  $f$  and  $g$  be one-to-one functions. Prove that

- (a)  $f \circ g$  is one-to-one.  
 (b)  $(f \circ g)^{-1}(x) = (g^{-1} \circ f^{-1})(x)$ .

**93. Proof** Prove that if  $f$  has an inverse function, then  $(f^{-1})^{-1} = f$ .

**94. Proof** Prove that if a function has an inverse function, then the inverse function is unique.

**95. Proof** Prove that a function has an inverse function if and only if it is one-to-one.

**96. Using Theorem 5.7** Is the converse of the second part of Theorem 5.7 true? That is, if a function is one-to-one (and therefore has an inverse function), then must the function be strictly monotonic? If so, prove it. If not, give a counterexample.

**97. Derivative of an Inverse Function** Show that

$$f(x) = \int_2^x \sqrt{1+t^2} dt$$

is one-to-one and find  $(f^{-1})'(0)$ .

**98. Derivative of an Inverse Function** Show that

$$f(x) = \int_2^x \frac{dt}{\sqrt{1+t^4}}$$

is one-to-one and find  $(f^{-1})'(0)$ .

**99. Inverse Function** Let

$$f(x) = \frac{x-2}{x-1}$$

Show that  $f$  is its own inverse function. What can you conclude about the graph of  $f$ ? Explain.

**100. Using a Function** Let  $f(x) = \frac{ax+b}{cx+d}$ .

- (a) Show that  $f$  is one-to-one if and only if  $bc - ad \neq 0$ .  
 (b) Given  $bc - ad \neq 0$ , find  $f^{-1}$ .  
 (c) Determine the values of  $a$ ,  $b$ ,  $c$ , and  $d$  such that  $f = f^{-1}$ .

**101. Concavity** Let  $f$  be twice-differentiable and one-to-one on an open interval  $I$ . Show that its inverse function  $g$  satisfies

$$g''(x) = -\frac{f''(g(x))}{[f'(g(x))]^3}$$

When  $f$  is increasing and concave downward, what is the concavity of  $g$ ?

# 5.4 Exponential Functions: Differentiation and Integration

- Develop properties of the natural exponential function.
- Differentiate natural exponential functions.
- Integrate natural exponential functions.

## The Natural Exponential Function

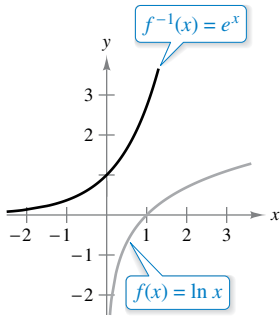
The function  $f(x) = \ln x$  is increasing on its entire domain, and therefore it has an inverse function  $f^{-1}$ . The domain of  $f^{-1}$  is the set of all real numbers, and the range is the set of positive real numbers, as shown in Figure 5.18. So, for any real number  $x$ ,

$$f(f^{-1}(x)) = \ln[f^{-1}(x)] = x. \quad x \text{ is any real number.}$$

If  $x$  is rational, then

$$\ln(e^x) = x \ln e = x(1) = x. \quad x \text{ is a rational number.}$$

Because the natural logarithmic function is one-to-one, you can conclude that  $f^{-1}(x)$  and  $e^x$  agree for *rational* values of  $x$ . The next definition extends the meaning of  $e^x$  to include *all* real values of  $x$ .



The inverse function of the natural logarithmic function is the natural exponential function.

Figure 5.18

### Definition of the Natural Exponential Function

The inverse function of the natural logarithmic function  $f(x) = \ln x$  is called the **natural exponential function** and is denoted by

$$f^{-1}(x) = e^x.$$

That is,

$$y = e^x \quad \text{if and only if} \quad x = \ln y.$$

The inverse relationship between the natural logarithmic function and the natural exponential function can be summarized as shown.

$$\ln(e^x) = x \quad \text{and} \quad e^{\ln x} = x \quad \text{Inverse relationship}$$

### EXAMPLE 1 Solving an Exponential Equation

Solve  $7 = e^{x+1}$ .

**Solution** You can convert from exponential form to logarithmic form by *taking the natural logarithm of each side* of the equation.

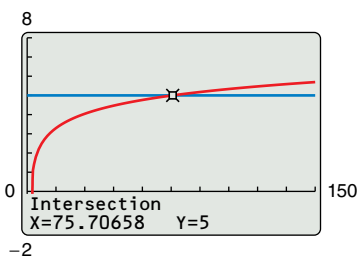
$$\begin{aligned} 7 &= e^{x+1} && \text{Write original equation.} \\ \ln 7 &= \ln(e^{x+1}) && \text{Take natural logarithm of each side.} \\ \ln 7 &= x + 1 && \text{Apply inverse property.} \\ -1 + \ln 7 &= x && \text{Solve for } x. \end{aligned}$$

So, the solution is  $-1 + \ln 7 \approx 0.946$ . You can check this solution as shown.

$$\begin{aligned} 7 &= e^{x+1} && \text{Write original equation.} \\ 7 &\stackrel{?}{=} e^{(-1 + \ln 7) + 1} && \text{Substitute } -1 + \ln 7 \text{ for } x \text{ in original equation.} \\ 7 &\stackrel{?}{=} e^{\ln 7} && \text{Simplify.} \\ 7 &= 7 \quad \checkmark && \text{Solution checks.} \end{aligned}$$



**TECHNOLOGY** You can use a graphing utility to check a solution of an equation. One way to do this is to graph the left- and right-hand sides of the equation and then use the *intersect* feature. For instance, to check the solution to Example 2, enter  $y_1 = \ln(2x - 3)$  and  $y_2 = 5$ . The solution of the original equation is the  $x$ -value of each point of intersection (see figure). So the solution of the original equation is  $x \approx 75.707$ .

**EXAMPLE 2****Solving a Logarithmic Equation**

Solve  $\ln(2x - 3) = 5$ .

**Solution** To convert from logarithmic form to exponential form, you can *exponentiate each side* of the logarithmic equation.

$$\begin{aligned} \ln(2x - 3) &= 5 && \text{Write original equation.} \\ e^{\ln(2x-3)} &= e^5 && \text{Exponentiate each side.} \\ 2x - 3 &= e^5 && \text{Apply inverse property.} \\ x &= \frac{1}{2}(e^5 + 3) && \text{Solve for } x. \\ x &\approx 75.707 && \text{Use a calculator.} \end{aligned}$$

The familiar rules for operating with rational exponents can be extended to the natural exponential function, as shown in the next theorem.

**THEOREM 5.10 Operations with Exponential Functions**

Let  $a$  and  $b$  be any real numbers.

- $e^a e^b = e^{a+b}$
- $\frac{e^a}{e^b} = e^{a-b}$



**Proof** To prove Property 1, you can write

$$\ln(e^a e^b) = \ln(e^a) + \ln(e^b) = a + b = \ln(e^{a+b}).$$

Because the natural logarithmic function is one-to-one, you can conclude that

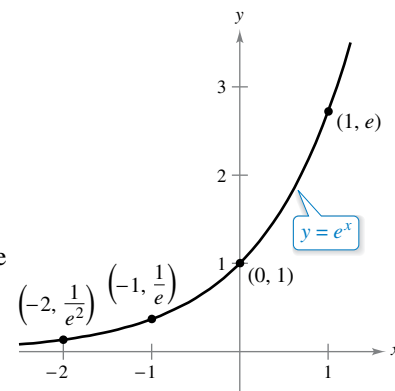
$$e^a e^b = e^{a+b}.$$

The proof of the other property is given in Appendix A.

In Section 5.3, you learned that an inverse function  $f^{-1}$  shares many properties with  $f$ . So, the natural exponential function inherits the properties listed below from the natural logarithmic function.

**Properties of the Natural Exponential Function**

- The domain of  $f(x) = e^x$  is  $(-\infty, \infty)$  and the range is  $(0, \infty)$ .
- The function  $f(x) = e^x$  is continuous, increasing, and one-to-one on its entire domain.
- The graph of  $f(x) = e^x$  is concave upward on its entire domain.
- $\lim_{x \rightarrow -\infty} e^x = 0$
- $\lim_{x \rightarrow \infty} e^x = \infty$



The natural exponential function is increasing, and its graph is concave upward.

## Derivatives of Exponential Functions

One of the most intriguing (and useful) characteristics of the natural exponential function is that *it is its own derivative*. In other words, it is a solution of the differential equation  $y' = y$ . This result is stated in the next theorem.

**REMARK** You can interpret this theorem geometrically by saying that the slope of the graph of  $f(x) = e^x$  at any point  $(x, e^x)$  is equal to the y-coordinate of the point.

### THEOREM 5.11 Derivatives of the Natural Exponential Function

Let  $u$  be a differentiable function of  $x$ .

1.  $\frac{d}{dx}[e^x] = e^x$
2.  $\frac{d}{dx}[e^u] = e^u \frac{du}{dx}$



**Proof** To prove Property 1, use the fact that  $\ln e^x = x$  and differentiate each side of the equation.

$$\begin{aligned} \ln e^x &= x && \text{Definition of exponential function} \\ \frac{d}{dx}[\ln e^x] &= \frac{d}{dx}[x] && \text{Differentiate each side with respect to } x. \\ \frac{1}{e^x} \frac{d}{dx}[e^x] &= 1 \\ \frac{d}{dx}[e^x] &= e^x && \text{Multiply each side by } e^x. \end{aligned}$$

The derivative of  $e^u$  follows from the Chain Rule. ■

### EXAMPLE 3 Differentiating Exponential Functions

- a.  $\frac{d}{dx}[e^{2x-1}] = e^u \frac{du}{dx} = 2e^{2x-1}$   $u = 2x - 1$
- b.  $\frac{d}{dx}[e^{-3/x}] = e^u \frac{du}{dx} = \left(\frac{3}{x^2}\right)e^{-3/x} = \frac{3e^{-3/x}}{x^2}$   $u = -\frac{3}{x}$
- c.  $\frac{d}{dx}[x^2e^x] = x^2(e^x) + e^x(2x) = xe^x(x + 2)$  Product Rule and Theorem 5.11
- d.  $\frac{d}{dx}\left[\frac{e^{3x}}{e^x + 1}\right] = \frac{(e^x + 1)(3e^{3x}) - e^{3x}(e^x)}{(e^x + 1)^2} = \frac{3e^{4x} + 3e^{3x} - e^{4x}}{(e^x + 1)^2} = \frac{e^{3x}(2e^x + 3)}{(e^x + 1)^2}$

### EXAMPLE 4 Locating Relative Extrema

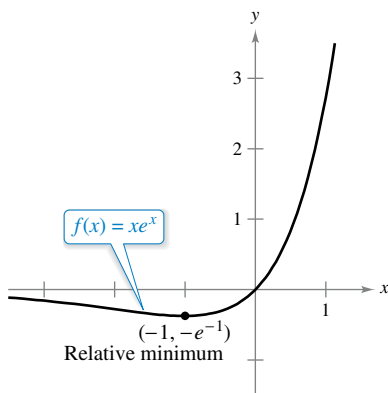
Find the relative extrema of

$$f(x) = xe^x.$$

**Solution** The derivative of  $f$  is

$$\begin{aligned} f'(x) &= x(e^x) + e^x(1) && \text{Product Rule} \\ &= e^x(x + 1). \end{aligned}$$

Because  $e^x$  is never 0, the derivative is 0 only when  $x = -1$ . Moreover, by the First Derivative Test, you can determine that this corresponds to a relative minimum, as shown in Figure 5.19. Because the derivative  $f'(x) = e^x(x + 1)$  is defined for all  $x$ , there are no other critical points. ■



The derivative of  $f$  changes from negative to positive at  $x = -1$ .

**Figure 5.19**

**EXAMPLE 5** Finding an Equation of a Tangent Line

Find an equation of the tangent line to the graph of  $f(x) = 2 + e^{1-x}$  at the point  $(1, 3)$ .

**Solution** Begin by finding  $f'(x)$ .

$$f(x) = 2 + e^{1-x} \quad \text{Write original function.}$$

$$f'(x) = e^{1-x}(-1) \quad u = 1 - x$$

$$= -e^{1-x} \quad \text{First derivative}$$

To find the slope of the tangent line at  $(1, 3)$ , evaluate  $f'(1)$ .

$$f'(1) = -e^{1-1} = -e^0 = -1 \quad \text{Slope of tangent line at } (1, 3)$$

Now, using the point-slope form of the equation of a line, you can write

$$y - y_1 = m(x - x_1) \quad \text{Point-slope form}$$

$$y - 3 = -1(x - 1) \quad \text{Substitute for } y_1, m, \text{ and } x_1.$$

$$y = -x + 4. \quad \text{Equation of tangent line at } (1, 3)$$

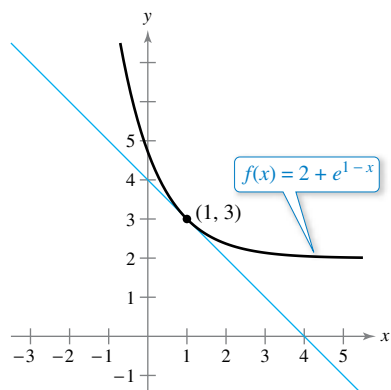


Figure 5.20

**EXAMPLE 6** The Standard Normal Probability Density Function

•••▶ See [LarsonCalculus.com](http://LarsonCalculus.com) for an interactive version of this type of example.



**REMARK** The general form of a normal probability density function (whose mean is 0) is

$$f(x) = \frac{1}{\sigma\sqrt{2\pi}} e^{-x^2/(2\sigma^2)}$$

where  $\sigma$  is the standard deviation ( $\sigma$  is the lowercase Greek letter sigma). This “bell-shaped curve” has points of inflection when  $x = \pm\sigma$ .

Show that the standard normal probability density function

$$f(x) = \frac{1}{\sqrt{2\pi}} e^{-x^2/2}$$

has points of inflection when  $x = \pm 1$ .

**Solution** To locate possible points of inflection, find the  $x$ -values for which the second derivative is 0.

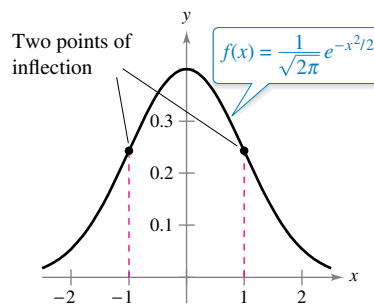
$$f(x) = \frac{1}{\sqrt{2\pi}} e^{-x^2/2} \quad \text{Write original function.}$$

$$f'(x) = \frac{1}{\sqrt{2\pi}} (-x)e^{-x^2/2} \quad \text{First derivative}$$

$$f''(x) = \frac{1}{\sqrt{2\pi}} [(-x)(-x)e^{-x^2/2} + (-1)e^{-x^2/2}] \quad \text{Product Rule}$$

$$= \frac{1}{\sqrt{2\pi}} (e^{-x^2/2})(x^2 - 1) \quad \text{Second derivative}$$

So,  $f''(x) = 0$  when  $x = \pm 1$ , and you can apply the techniques of Chapter 3 to conclude that these values yield the two points of inflection shown in the figure below.



The bell-shaped curve given by a standard normal probability density function

**FOR FURTHER INFORMATION**

To learn about derivatives of exponential functions of order  $1/2$ , see the article “A Child’s Garden of Fractional Derivatives” by Marcia Kleinz and Thomas J. Osler in *The College Mathematics Journal*. To view this article, go to [MathArticles.com](http://MathArticles.com).

## Integrals of Exponential Functions

Each differentiation formula in Theorem 5.11 has a corresponding integration formula.

### THEOREM 5.12 Integration Rules for Exponential Functions

Let  $u$  be a differentiable function of  $x$ .

$$1. \int e^x dx = e^x + C \qquad 2. \int e^u du = e^u + C$$

### EXAMPLE 7 Integrating Exponential Functions

Find the indefinite integral.

$$\int e^{3x+1} dx$$

**Solution** If you let  $u = 3x + 1$ , then  $du = 3 dx$ .

$$\begin{aligned} \int e^{3x+1} dx &= \frac{1}{3} \int e^{3x+1}(3) dx && \text{Multiply and divide by 3.} \\ &= \frac{1}{3} \int e^u du && \text{Substitute: } u = 3x + 1. \\ &= \frac{1}{3} e^u + C && \text{Apply Exponential Rule.} \\ &= \frac{e^{3x+1}}{3} + C && \text{Back-substitute.} \end{aligned}$$

**REMARK** In Example 7, the missing *constant* factor 3 was introduced to create  $du = 3 dx$ . However, remember that you cannot introduce a missing *variable* factor in the integrand. For instance,

$$\int e^{-x^2} dx \neq \frac{1}{x} \int e^{-x^2}(x dx).$$

### EXAMPLE 8 Integrating Exponential Functions

Find the indefinite integral.

$$\int 5xe^{-x^2} dx$$

**Solution** If you let  $u = -x^2$ , then  $du = -2x dx$  or  $x dx = -du/2$ .

$$\begin{aligned} \int 5xe^{-x^2} dx &= \int 5e^{-x^2}(x dx) && \text{Regroup integrand.} \\ &= \int 5e^u \left(-\frac{du}{2}\right) && \text{Substitute: } u = -x^2. \\ &= -\frac{5}{2} \int e^u du && \text{Constant Multiple Rule} \\ &= -\frac{5}{2} e^u + C && \text{Apply Exponential Rule.} \\ &= -\frac{5}{2} e^{-x^2} + C && \text{Back-substitute.} \end{aligned}$$

**EXAMPLE 9** Integrating Exponential Functions

Find each indefinite integral.

$$\text{a. } \int \frac{e^{1/x}}{x^2} dx \quad \text{b. } \int \sin x e^{\cos x} dx$$

**Solution**

$$\begin{aligned} \text{a. } \int \frac{e^{1/x}}{x^2} dx &= -\int \overbrace{e^{1/x}}^{e^u} \overbrace{\left(-\frac{1}{x^2}\right)}^{du} dx && u = \frac{1}{x} \\ &= -e^{1/x} + C \end{aligned}$$

$$\begin{aligned} \text{b. } \int \sin x e^{\cos x} dx &= -\int \overbrace{e^{\cos x}}^{e^u} \overbrace{(-\sin x)}^{du} dx && u = \cos x \\ &= -e^{\cos x} + C \end{aligned}$$

**EXAMPLE 10** Finding Areas Bounded by Exponential Functions

Evaluate each definite integral.

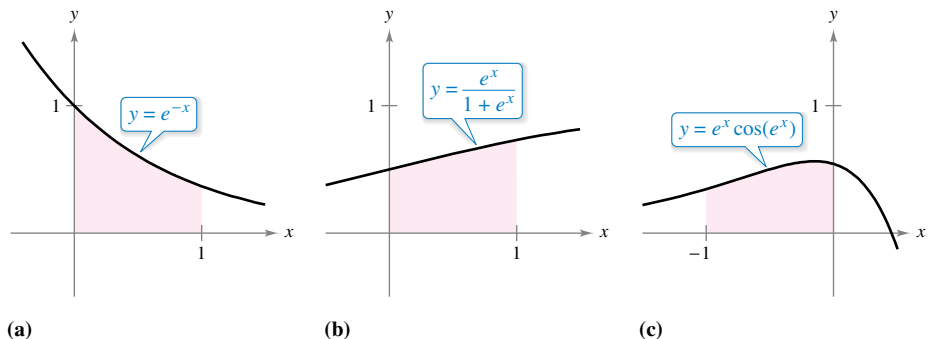
$$\text{a. } \int_0^1 e^{-x} dx \quad \text{b. } \int_0^1 \frac{e^x}{1+e^x} dx \quad \text{c. } \int_{-1}^0 e^x \cos(e^x) dx$$

**Solution**

$$\begin{aligned} \text{a. } \int_0^1 e^{-x} dx &= -e^{-x} \Big|_0^1 && \text{See Figure 5.21(a).} \\ &= -e^{-1} - (-1) \\ &= 1 - \frac{1}{e} \\ &\approx 0.632 \end{aligned}$$

$$\begin{aligned} \text{b. } \int_0^1 \frac{e^x}{1+e^x} dx &= \ln(1+e^x) \Big|_0^1 && \text{See Figure 5.21(b).} \\ &= \ln(1+e) - \ln 2 \\ &\approx 0.620 \end{aligned}$$

$$\begin{aligned} \text{c. } \int_{-1}^0 e^x \cos(e^x) dx &= \sin(e^x) \Big|_{-1}^0 && \text{See Figure 5.21(c).} \\ &= \sin 1 - \sin(e^{-1}) \\ &\approx 0.482 \end{aligned}$$

**Figure 5.21**

# 5.4 Exercises

See [CalcChat.com](http://CalcChat.com) for tutorial help and worked-out solutions to odd-numbered exercises.

### CONCEPT CHECK

- Natural Exponential Function** Describe the graph of  $f(x) = e^x$ .
- A Function and Its Derivative** Which of the following functions are their own derivative?  
 $y = e^x + 4$      $y = e^x$      $y = e^{4x}$      $y = 4e^x$



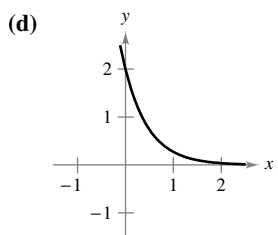
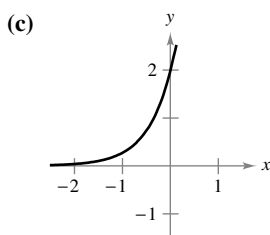
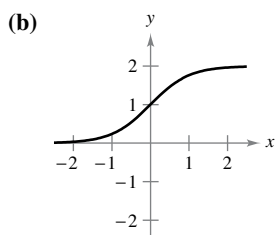
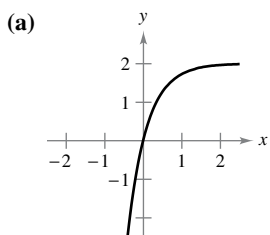
**Solving an Exponential or Logarithmic Equation** In Exercises 3–18, solve for  $x$  accurate to three decimal places.

- |                                      |                                   |
|--------------------------------------|-----------------------------------|
| 3. $e^{\ln x} = 4$                   | 4. $e^{\ln 3x} = 24$              |
| 5. $e^x = 12$                        | 6. $5e^x = 36$                    |
| 7. $9 - 2e^x = 7$                    | 8. $8e^x - 12 = 7$                |
| 9. $50e^{-x} = 30$                   | 10. $100e^{-2x} = 35$             |
| 11. $\frac{800}{100 - e^{x/2}} = 50$ | 12. $\frac{5000}{1 + e^{2x}} = 2$ |
| 13. $\ln x = 2$                      | 14. $\ln x^2 = -8$                |
| 15. $\ln(x - 3) = 2$                 | 16. $\ln 4x = 1$                  |
| 17. $\ln \sqrt{x + 2} = 1$           | 18. $\ln(x - 2)^2 = 12$           |

**Sketching a Graph** In Exercises 19–24, sketch the graph of the function.

- |                    |                          |
|--------------------|--------------------------|
| 19. $y = e^{-x}$   | 20. $y = \frac{1}{3}e^x$ |
| 21. $y = e^x + 1$  | 22. $y = -e^{x-1}$       |
| 23. $y = e^{-x^2}$ | 24. $y = e^{-x/2}$       |

**Matching** In Exercises 25–28, match the equation with the correct graph. Assume that  $a$  and  $C$  are positive real numbers. [The graphs are labeled (a), (b), (c), and (d).]



- |                          |                                 |
|--------------------------|---------------------------------|
| 25. $y = Ce^{ax}$        | 26. $y = Ce^{-ax}$              |
| 27. $y = C(1 - e^{-ax})$ | 28. $y = \frac{C}{1 + e^{-ax}}$ |



**Inverse Functions** In Exercises 29–32, illustrate that the functions are inverse functions of each other by sketching their graphs on the same set of coordinate axes.

- |                       |                      |
|-----------------------|----------------------|
| 29. $f(x) = e^{2x}$   | 30. $f(x) = e^{x/3}$ |
| $g(x) = \ln \sqrt{x}$ | $g(x) = \ln x^3$     |
| 31. $f(x) = e^x - 1$  | 32. $f(x) = e^{x-1}$ |
| $g(x) = \ln(x + 1)$   | $g(x) = 1 + \ln x$   |



**Finding a Derivative** In Exercises 33–54, find the derivative of the function.

- |   |   |
|---|---|
| 33. $y = e^{5x}$                            | 34. $y = e^{-8x}$                                 |
| 35. $y = e^{\sqrt{x}}$                      | 36. $y = e^{-2x^3}$                               |
| 37. $y = e^{x-4}$                           | 38. $y = 5e^{x^2+5}$                              |
| 39. $y = e^x \ln x$                         | 40. $y = xe^{4x}$                                 |
| 41. $y = (x + 1)^2 e^x$                     | 42. $y = x^2 e^{-x}$                              |
| 43. $g(t) = (e^{-t} + e^t)^3$               | 44. $g(t) = e^{-3/t^2}$                           |
| 45. $y = \ln(2 - e^{5x})$                   | 46. $y = \ln\left(\frac{1 + e^x}{1 - e^x}\right)$ |
| 47. $y = \frac{2}{e^x + e^{-x}}$            | 48. $y = \frac{e^x - e^{-x}}{2}$                  |
| 49. $y = \frac{e^x + 1}{e^x - 1}$           | 50. $y = \frac{e^{2x}}{e^{2x} + 1}$               |
| 51. $y = e^x(\sin x + \cos x)$              | 52. $y = e^{2x} \tan 2x$                          |
| 53. $F(x) = \int_{\pi}^{\ln x} \cos e^t dt$ | 54. $F(x) = \int_0^{e^{2x}} \ln(t + 1) dt$        |



**Finding an Equation of a Tangent Line** In Exercises 55–62, find an equation of the tangent line to the graph of the function at the given point.

- |  |   |
|--|---|
| 55. $f(x) = e^{3x}$ , (0, 1)               | 56. $f(x) = e^{-x} - 6$ , (0, -5)             |
| 57. $y = e^{3x-x^2}$ , (3, 1)              | 58. $y = e^{-2x+x^2}$ , (2, 1)                |
| 59. $f(x) = e^{-x} \ln x$ , (1, 0)         | 60. $y = \ln \frac{e^x + e^{-x}}{2}$ , (0, 0) |
| 61. $y = x^2 e^x - 2x e^x + 2e^x$ , (1, e) |   |
| 62. $y = x e^x - e^x$ , (1, 0)             |   |

**Implicit Differentiation** In Exercises 63 and 64, use implicit differentiation to find  $dy/dx$ .

- |                            |                               |
|----------------------------|-------------------------------|
| 63. $x e^y - 10x + 3y = 0$ | 64. $e^{xy} + x^2 - y^2 = 10$ |
|----------------------------|-------------------------------|

**Finding the Equation of a Tangent Line** In Exercises 65 and 66, use implicit differentiation to find an equation of the tangent line to the graph of the equation at the given point.

- |                                     |
|-------------------------------------|
| 65. $x e^y + y e^x = 1$ , (0, 1)    |
| 66. $1 + \ln xy = e^{x-y}$ , (1, 1) |

**Finding a Second Derivative** In Exercises 67 and 68, find the second derivative of the function.

67.  $f(x) = (3 + 2x)e^{-3x}$       68.  $g(x) = \sqrt{x} + e^x \ln x$

**Differential Equation** In Exercises 69 and 70, show that the function  $y = f(x)$  is a solution of the differential equation.

69.  $y = 4e^{-x}$       70.  $y = e^{3x} + e^{-3x}$   
 $y'' - y = 0$        $y'' - 9y = 0$



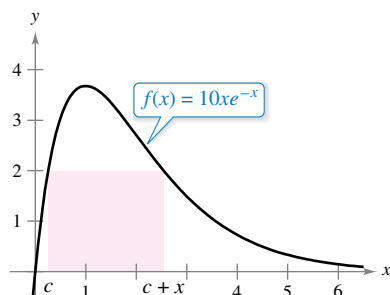
**Relative Extrema and Points of Inflection** In Exercises 71–78, find the relative extrema and the points of inflection (if any exist) of the function. Use a graphing utility to graph the function and confirm your results.

71.  $f(x) = \frac{e^x + e^{-x}}{2}$       72.  $f(x) = \frac{e^x - e^{-x}}{2}$   
 73.  $g(x) = \frac{1}{\sqrt{2\pi}} e^{-(x-2)^2/2}$       74.  $g(x) = \frac{1}{\sqrt{2\pi}} e^{-(x-3)^2/2}$   
 75.  $f(x) = (2 - x)e^x$       76.  $f(x) = xe^{-x}$   
 77.  $g(t) = 1 + (2 + t)e^{-t}$       78.  $f(x) = -2 + e^{3x}(4 - 2x)$

79. **Area** Find the area of the largest rectangle that can be inscribed under the curve  $y = e^{-x^2}$  in the first and second quadrants.



80. **Area** Perform the following steps to find the maximum area of the rectangle shown in the figure.



- Solve for  $c$  in the equation  $f(c) = f(c + x)$ .
- Use the result in part (a) to write the area  $A$  as a function of  $x$ . [Hint:  $A = xf(c)$ ]
- Use a graphing utility to graph the area function. Use the graph to approximate the dimensions of the rectangle of maximum area. Determine the maximum area.
- Use a graphing utility to graph the expression for  $c$  found in part (a). Use the graph to approximate

$$\lim_{x \rightarrow 0^+} c \quad \text{and} \quad \lim_{x \rightarrow \infty} c.$$

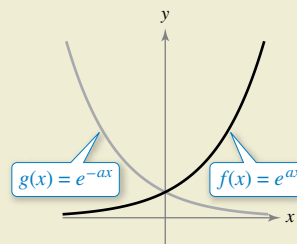
Use this result to describe the changes in dimensions and position of the rectangle for  $0 < x < \infty$ .



81. **Finding an Equation of a Tangent Line** Find the point on the graph of the function  $f(x) = e^{2x}$  such that the tangent line to the graph at that point passes through the origin. Use a graphing utility to graph  $f$  and the tangent line in the same viewing window.



**82. HOW DO YOU SEE IT?** The figure shows the graphs of  $f$  and  $g$ , where  $a$  is a positive real number. Identify the open interval(s) on which the graphs of  $f$  and  $g$  are (a) increasing or decreasing and (b) concave upward or concave downward.



83. **Depreciation** The value  $V$  of an item  $t$  years after it is purchased is  $V = 15,000e^{-0.6286t}$ ,  $0 \leq t \leq 10$ .

- Use a graphing utility to graph the function.
- Find the rates of change of  $V$  with respect to  $t$  when  $t = 1$  and  $t = 5$ .
- Use a graphing utility to graph the tangent lines to the function when  $t = 1$  and  $t = 5$ .



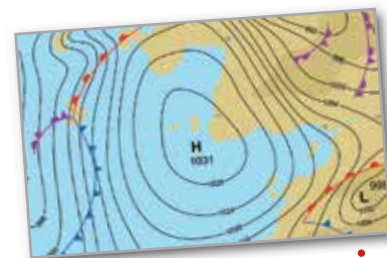
84. **Harmonic Motion** The displacement from equilibrium of a mass oscillating on the end of a spring suspended from a ceiling is  $y = 1.56e^{-0.22t} \cos 4.9t$ , where  $y$  is the displacement (in feet) and  $t$  is the time (in seconds). Use a graphing utility to graph the displacement function on the interval  $[0, 10]$ . Find a value of  $t$  past which the displacement is less than 3 inches from equilibrium.

• • • • • **85. Atmospheric Pressure** • • • • •

A meteorologist measures the atmospheric pressure  $P$  (in millibars) at altitude  $h$  (in kilometers). The data are shown below.

$h$	0	5	10	15	20
$P$	1013.2	547.5	233.0	121.6	50.7

- Use a graphing utility to plot the points  $(h, \ln P)$ . Use the regression capabilities of the graphing utility to find a linear model for the revised data points.
- The line in part (a) has the form  $\ln P = ah + b$ . Write the equation in exponential form.
- Use a graphing utility to plot the original data and graph the exponential model in part (b).
- Find the rates of change of the pressure when  $h = 5$  and  $h = 18$ .



**86. Modeling Data** The table lists the approximate values  $V$  of a mid-sized sedan for the years 2010 through 2016. The variable  $t$  represents the time (in years), with  $t = 10$  corresponding to 2010.

$t$	10	11	12	13
$V$	\$23,046	\$20,596	\$18,851	\$17,001
$t$	14	15	16	
$V$	\$15,226	\$14,101	\$12,841	

- Use the regression capabilities of a graphing utility to fit linear and quadratic models to the data. Plot the data and graph the models.
- What does the slope represent in the linear model in part (a)?
- Use the regression capabilities of a graphing utility to fit an exponential model to the data.
- Determine the horizontal asymptote of the exponential model found in part (c). Interpret its meaning in the context of the problem.
- Use the exponential model to find the rates of decrease in the value of the sedan when  $t = 12$  and  $t = 15$ .

**Linear and Quadratic Approximation** In Exercises 87 and 88, use a graphing utility to graph the function. Then graph

$$P_1(x) = f(0) + f'(0)(x - 0) \quad \text{and}$$

$$P_2(x) = f(0) + f'(0)(x - 0) + \frac{1}{2}f''(0)(x - 0)^2$$

in the same viewing window. Compare the values of  $f$ ,  $P_1$ ,  $P_2$ , and their first derivatives at  $x = 0$ .

87.  $f(x) = e^x$                       88.  $f(x) = e^{x/2}$

**Stirling's Formula** For large values of  $n$ ,

$$n! = 1 \cdot 2 \cdot 3 \cdot 4 \cdot \dots \cdot (n - 1) \cdot n$$

can be approximated by Stirling's Formula,

$$n! \approx \left(\frac{n}{3}\right)^n \sqrt{2\pi n}.$$

In Exercises 89 and 90, find the exact value of  $n!$  and then approximate  $n!$  using Stirling's Formula.

89.  $n = 12$                       90.  $n = 15$

**Finding an Indefinite Integral** In Exercises 91–108, find the indefinite integral.

91.  $\int e^{5x(5)} dx$                       92.  $\int e^{-x^4}(-4x^3) dx$

93.  $\int e^{5x-3} dx$                       94.  $\int e^{1-3x} dx$

95.  $\int (2x + 1)e^{x^2+x} dx$                       96.  $\int e^x(e^x + 1)^2 dx$

97.  $\int \frac{e^{\sqrt{x}}}{\sqrt{x}} dx$

99.  $\int \frac{e^{-x}}{1 + e^{-x}} dx$

101.  $\int e^x \sqrt{1 - e^x} dx$

103.  $\int \frac{e^x + e^{-x}}{e^x - e^{-x}} dx$

105.  $\int \frac{5 - e^x}{e^{2x}} dx$

107.  $\int e^{-x} \tan(e^{-x}) dx$

98.  $\int \frac{e^{1/x^2}}{x^3} dx$

100.  $\int \frac{e^{2x}}{1 + e^{2x}} dx$

102.  $\int \frac{e^x - e^{-x}}{e^x + e^{-x}} dx$

104.  $\int \frac{2e^x - 2e^{-x}}{(e^x + e^{-x})^2} dx$

106.  $\int \frac{e^{-3x} + 2e^{2x} + 3}{e^x} dx$

108.  $\int e^{2x} \csc(e^{2x}) dx$



**Evaluating a Definite Integral** In Exercises 109–118, evaluate the definite integral. Use a graphing utility to verify your result.

109.  $\int_0^1 e^{-2x} dx$

111.  $\int_0^1 xe^{-x^2} dx$

113.  $\int_1^3 \frac{e^{3/x}}{x^2} dx$

115.  $\int_0^2 \frac{e^{4x}}{1 + e^{4x}} dx$

117.  $\int_0^{\pi/2} e^{\sin \pi x} \cos \pi x dx$

110.  $\int_{-1}^1 e^{1+4x} dx$

112.  $\int_{-2}^0 x^2 e^{x^3/2} dx$

114.  $\int_0^{\sqrt{2}} xe^{-x^2/2} dx$

116.  $\int_{-2}^0 \frac{e^{x+1}}{7 - e^{x+1}} dx$

118.  $\int_{\pi/3}^{\pi/2} e^{\sec 2x} \sec 2x \tan 2x dx$

**Differential Equation** In Exercises 119 and 120, find the general solution of the differential equation.

119.  $\frac{dy}{dx} = xe^{9x^2}$

120.  $\frac{dy}{dx} = (e^x - e^{-x})^2$

**Differential Equation** In Exercises 121 and 122, find the particular solution of the differential equation that satisfies the initial conditions.

121.  $f''(x) = \frac{1}{2}(e^x + e^{-x}), f(0) = 1, f'(0) = 0$

122.  $f''(x) = \sin x + e^{2x}, f(0) = \frac{1}{4}, f'(0) = \frac{1}{2}$



**Area** In Exercises 123–126, find the area of the region bounded by the graphs of the equations. Use a graphing utility to verify your result.

123.  $y = e^x, y = 0, x = 0, x = 6$

124.  $y = e^{-2x}, y = 0, x = -1, x = 3$

125.  $y = xe^{-x^2/4}, y = 0, x = 0, x = \sqrt{6}$

126.  $y = e^{-2x} + 2, y = 0, x = 0, x = 2$

**Midpoint Rule** In Exercises 127 and 128, use the Midpoint Rule with  $n = 12$  to approximate the value of the definite integral. Use a graphing utility to verify your result.

127.  $\int_0^4 \sqrt{x} e^x dx$

128.  $\int_0^2 2xe^{-x} dx$



**EXPLORING CONCEPTS**

**129. Asymptotes** Compare the asymptotes of the natural exponential function with those of the natural logarithmic function.

**130. Comparing Graphs** Use a graphing utility to graph  $f(x) = e^x$  and the given function in the same viewing window. How are the two graphs related?

(a)  $g(x) = e^{x-2}$  (b)  $h(x) = -\frac{1}{2}e^x$  (c)  $q(x) = e^{-x} + 3$

**True or False?** In Exercises 131–134, determine whether the statement is true or false. If it is false, explain why or give an example that shows it is false.

**131.** If  $f(x) = g(x)e^x$ , then  $f'(x) = g'(x)e^x$ .

**132.** If  $f(x) = \ln x$ , then  $f(e^{n+1}) - f(e^n) = 1$  for any value of  $n$ .

**133.** The graphs of  $f(x) = e^x$  and  $g(x) = e^{-x}$  meet at right angles.

**134.** If  $f(x) = g(x)e^x$ , then the only zeros of  $f$  are the zeros of  $g$ .

**135. Probability** A car battery has an average lifetime of 48 months with a standard deviation of 6 months. The battery lives are normally distributed. The probability that a given battery will last between 48 months and 60 months is

$$0.0065 \int_{48}^{60} e^{-0.0139(t-48)^2} dt.$$

Use the integration capabilities of a graphing utility to approximate the integral. Interpret the resulting probability.

**136. Probability** The median waiting time (in minutes) for people waiting for service in a convenience store is given by the solution of the equation

$$\int_0^x 0.3e^{-0.3t} dt = \frac{1}{2}.$$

What is the median waiting time?

**137. Modeling Data** A valve on a storage tank is opened for 4 hours to release a chemical in a manufacturing process. The flow rate  $R$  (in liters per hour) at time  $t$  (in hours) is given in the table.

$t$	0	1	2	3	4
$R$	425	240	118	71	36

- Use the regression capabilities of a graphing utility to find a linear model for the points  $(t, \ln R)$ . Write the resulting equation of the form  $\ln R = at + b$  in exponential form.
- Use a graphing utility to plot the data and graph the exponential model.
- Use a definite integral to approximate the number of liters of chemical released during the 4 hours.

**138. Using the Area of a Region** Find the value of  $a$  such that the area bounded by  $y = e^{-x}$ , the  $x$ -axis,  $x = -a$ , and  $x = a$  is  $\frac{8}{3}$ .

**139. Analyzing a Graph** Consider the function

$$f(x) = \frac{2}{1 + e^{1/x}}.$$

- Use a graphing utility to graph  $f$ .
- Write a short paragraph explaining why the graph has a horizontal asymptote at  $y = 1$  and why the function has a nonremovable discontinuity at  $x = 0$ .

**140. Analyzing a Function** Let  $f(x) = \frac{\ln x}{x}$ .

- Graph  $f$  on  $(0, \infty)$  and show that  $f$  is strictly decreasing on  $(e, \infty)$ .
- Show that if  $e \leq A < B$ , then  $A^B > B^A$ .
- Use part (b) to show that  $e^\pi > \pi^e$ .

**141. Deriving an Inequality** Given  $e^x \geq 1$  for  $x \geq 0$ , it follows that

$$\int_0^x e^t dt \geq \int_0^x 1 dt.$$

Perform this integration to derive the inequality

$$e^x \geq 1 + x$$

for  $x \geq 0$ .

**142. Solving an Equation** Find, to three decimal places, the value of  $x$  such that  $e^{-x} = x$ . (Use Newton's Method or the zero or root feature of a graphing utility.)

**143. Analyzing a Graph** Consider

$$f(x) = xe^{-kx}$$

for  $k > 0$ . Find the relative extrema and the points of inflection of the function.

**144. Finding the Maximum Rate of Change** Verify that the function

$$y = \frac{L}{1 + ae^{-x/b}}, \quad a > 0, \quad b > 0, \quad L > 0$$

increases at a maximum rate when  $y = \frac{L}{2}$ .

**PUTNAM EXAM CHALLENGE**

**145.** Let  $S$  be a class of functions from  $[0, \infty)$  to  $[0, \infty)$  that satisfies:

- The functions  $f_1(x) = e^x - 1$  and  $f_2(x) = \ln(x + 1)$  are in  $S$ ;
- If  $f(x)$  and  $g(x)$  are in  $S$ , the functions  $f(x) + g(x)$  and  $f(g(x))$  are in  $S$ ;
- If  $f(x)$  and  $g(x)$  are in  $S$  and  $f(x) \geq g(x)$  for all  $x \geq 0$ , then the function  $f(x) - g(x)$  is in  $S$ .

Prove that if  $f(x)$  and  $g(x)$  are in  $S$ , then the function  $f(x)g(x)$  is also in  $S$ .

This problem was composed by the Committee on the Putnam Prize Competition. © The Mathematical Association of America. All rights reserved.

## 5.5 Bases Other than $e$ and Applications

- Define exponential functions that have bases other than  $e$ .
- Differentiate and integrate exponential functions that have bases other than  $e$ .
- Use exponential functions to model compound interest and exponential growth.

### Bases Other than $e$

The **base** of the natural exponential function is  $e$ . This “natural” base can be used to assign a meaning to a general base  $a$ .

#### Definition of Exponential Function to Base $a$

If  $a$  is a positive real number ( $a \neq 1$ ) and  $x$  is any real number, then the **exponential function to the base  $a$**  is denoted by  $a^x$  and is defined by

$$a^x = e^{(\ln a)x}.$$

If  $a = 1$ , then  $y = 1^x = 1$  is a constant function.

Exponential functions obey the usual laws of exponents. For instance, here are some familiar properties.

$$1. a^0 = 1 \quad 2. a^x a^y = a^{x+y} \quad 3. \frac{a^x}{a^y} = a^{x-y} \quad 4. (a^x)^y = a^{xy}$$

When modeling the half-life of a radioactive sample, it is convenient to use  $\frac{1}{2}$  as the base of the exponential model. (*Half-life* is the number of years required for half of the atoms in a sample of radioactive material to decay.)



Carbon dating uses the radioactive isotope carbon-14 to estimate the age of dead organic materials. The method is based on the decay rate of carbon-14 (see Example 1), a compound organisms take in when they are alive.

#### EXAMPLE 1 Radioactive Half-Life Model

The half-life of carbon-14 is about 5715 years. A sample contains 1 gram of carbon-14. How much will be present in 10,000 years?

**Solution** Let  $t = 0$  represent the present time and let  $y$  represent the amount (in grams) of carbon-14 in the sample. Using a base of  $\frac{1}{2}$ , you can model  $y$  by the equation

$$y = \left(\frac{1}{2}\right)^{t/5715}.$$

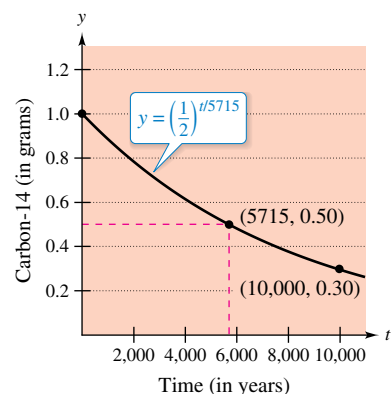
Notice that when  $t = 5715$ , the amount is reduced to half of the original amount.

$$y = \left(\frac{1}{2}\right)^{5715/5715} = \frac{1}{2} \text{ gram}$$

When  $t = 11,430$ , the amount is reduced to a quarter of the original amount and so on. To find the amount of carbon-14 after 10,000 years, substitute 10,000 for  $t$ .

$$\begin{aligned} y &= \left(\frac{1}{2}\right)^{10,000/5715} \\ &\approx 0.30 \text{ gram} \end{aligned}$$

The graph of  $y$  is shown at the right.



The half-life of carbon-14 is about 5715 years.

Logarithmic functions to bases other than  $e$  can be defined in much the same way as exponential functions to other bases are defined.

**REMARK** In precalculus, you learned that  $\log_a x$  is the value to which  $a$  must be raised to produce  $x$ . This agrees with the definition at the right because

$$\begin{aligned} a^{\log_a x} &= a^{(1/\ln a)\ln x} \\ &= (e^{\ln a})^{(1/\ln a)\ln x} \\ &= e^{(\ln a/\ln a)\ln x} \\ &= e^{\ln x} \\ &= x. \end{aligned}$$

**Definition of Logarithmic Function to Base  $a$**   
 If  $a$  is a positive real number ( $a \neq 1$ ) and  $x$  is any positive real number, then the **logarithmic function to the base  $a$**  is denoted by  $\log_a x$  and is defined as

$$\log_a x = \frac{1}{\ln a} \ln x.$$

Logarithmic functions to the base  $a$  have properties similar to those of the natural logarithmic function given in Theorem 5.2. (Assume  $x$  and  $y$  are positive numbers and  $n$  is rational.)

- 1.  $\log_a 1 = 0$  Log of 1
- 2.  $\log_a xy = \log_a x + \log_a y$  Log of a product
- 3.  $\log_a x^n = n \log_a x$  Log of a power
- 4.  $\log_a \frac{x}{y} = \log_a x - \log_a y$  Log of a quotient

From the definitions of the exponential and logarithmic functions to the base  $a$ , it follows that  $f(x) = a^x$  and  $g(x) = \log_a x$  are inverse functions of each other.

**Properties of Inverse Functions**

- 1.  $y = a^x$  if and only if  $x = \log_a y$
- 2.  $a^{\log_a x} = x$ , for  $x > 0$
- 3.  $\log_a a^x = x$ , for all  $x$

The logarithmic function to the base 10 is called the **common logarithmic function**. So, for common logarithms,

$$y = 10^x \quad \text{if and only if} \quad x = \log_{10} y. \quad \text{Property of inverse functions}$$

**EXAMPLE 2** Bases Other than  $e$

Solve for  $x$  in each equation.

- a.  $3^x = \frac{1}{81}$
- b.  $\log_2 x = -4$

**Solution**

- a. To solve this equation, you can apply the logarithmic function to the base 3 to each side of the equation.
- b. To solve this equation, you can apply the exponential function to the base 2 to each side of the equation.

$$\begin{aligned} 3^x &= \frac{1}{81} \\ \log_3 3^x &= \log_3 \frac{1}{81} \\ x &= \log_3 3^{-4} \\ x &= -4 \end{aligned}$$

$$\begin{aligned} \log_2 x &= -4 \\ 2^{\log_2 x} &= 2^{-4} \\ x &= \frac{1}{2^4} \\ x &= \frac{1}{16} \end{aligned}$$

## Differentiation and Integration

To differentiate exponential and logarithmic functions to other bases, you have three options: (1) use the definitions of  $a^x$  and  $\log_a x$  and differentiate using the rules for the natural exponential and logarithmic functions, (2) use logarithmic differentiation, or (3) use the differentiation rules for bases other than  $e$  given in the next theorem.



**REMARK** These differentiation rules are similar to those for the natural exponential function and the natural logarithmic function. In fact, they differ only by the constant factors  $\ln a$  and  $1/\ln a$ . This points out one reason why, for calculus,  $e$  is the most convenient base.

### THEOREM 5.13 Derivatives for Bases Other than $e$

Let  $a$  be a positive real number ( $a \neq 1$ ), and let  $u$  be a differentiable function of  $x$ .

- |  |  |
|--|--|
| 1. $\frac{d}{dx}[a^x] = (\ln a)a^x$              | 2. $\frac{d}{dx}[a^u] = (\ln a)a^u \frac{du}{dx}$              |
| 3. $\frac{d}{dx}[\log_a x] = \frac{1}{(\ln a)x}$ | 4. $\frac{d}{dx}[\log_a u] = \frac{1}{(\ln a)u} \frac{du}{dx}$ |



**Proof** By definition,  $a^x = e^{(\ln a)x}$ . So, you can prove the first rule by letting  $u = (\ln a)x$  and differentiating with base  $e$  to obtain

$$\frac{d}{dx}[a^x] = \frac{d}{dx}[e^{(\ln a)x}] = e^u \frac{du}{dx} = e^{(\ln a)x}(\ln a) = (\ln a)a^x.$$

To prove the third rule, you can write

$$\frac{d}{dx}[\log_a x] = \frac{d}{dx}\left[\frac{1}{\ln a} \ln x\right] = \frac{1}{\ln a} \left(\frac{1}{x}\right) = \frac{1}{(\ln a)x}.$$

The second and fourth rules are simply the Chain Rule versions of the first and third rules.

### EXAMPLE 3 Differentiating Functions to Other Bases

Find the derivative of each function.

- a.  $y = 2^x$     b.  $y = 2^{3x}$     c.  $y = \log_{10} \cos x$     d.  $y = \log_3 \frac{\sqrt{x}}{x+5}$

#### Solution

a.  $y' = \frac{d}{dx}[2^x] = (\ln 2)2^x$

b.  $y' = \frac{d}{dx}[2^{3x}] = (\ln 2)2^{3x}(3) = (3 \ln 2)2^{3x}$

c.  $y' = \frac{d}{dx}[\log_{10} \cos x] = \frac{-\sin x}{(\ln 10)\cos x} = -\frac{1}{\ln 10} \tan x$

d. Before differentiating, rewrite the function using logarithmic properties.

$$y = \log_3 \frac{\sqrt{x}}{x+5} = \frac{1}{2} \log_3 x - \log_3(x+5)$$

Next, apply Theorem 5.13 to differentiate the function.

$$\begin{aligned} y' &= \frac{d}{dx}\left[\frac{1}{2} \log_3 x - \log_3(x+5)\right] \\ &= \frac{1}{2(\ln 3)x} - \frac{1}{(\ln 3)(x+5)} \\ &= \frac{5-x}{2(\ln 3)x(x+5)} \end{aligned}$$



**REMARK** Try writing  $2^{3x}$  as  $8^x$  and differentiating to see that you obtain the same result.

Occasionally, an integrand involves an exponential function to a base other than  $e$ . When this occurs, there are two options: (1) convert to base  $e$  using the formula  $a^x = e^{(\ln a)x}$  and then integrate, or (2) integrate directly, using the integration formula

$$\int a^x dx = \left(\frac{1}{\ln a}\right)a^x + C$$

which follows from Theorem 5.13.

**EXAMPLE 4** Integrating an Exponential Function to Another Base

Find  $\int 2^x dx$ .

**Solution**

$$\int 2^x dx = \frac{1}{\ln 2} 2^x + C$$

When the Power Rule,  $D_x[x^n] = nx^{n-1}$ , was introduced in Chapter 2, the exponent  $n$  was required to be a rational number. Now the rule is extended to cover any real value of  $n$ . Try to prove this theorem using logarithmic differentiation.

**THEOREM 5.14 The Power Rule for Real Exponents**  
 Let  $n$  be any real number, and let  $u$  be a differentiable function of  $x$ .

1. $\frac{d}{dx}[x^n] = nx^{n-1}$	2. $\frac{d}{dx}[u^n] = nu^{n-1} \frac{du}{dx}$
-----------------------------------	---

The next example compares the derivatives of four types of functions. Each function uses a different differentiation formula, depending on whether the base and the exponent are constants or variables.

**EXAMPLE 5** Comparing Variables and Constants

- a.  $\frac{d}{dx}[e^e] = 0$  Constant Rule
- b.  $\frac{d}{dx}[e^x] = e^x$  Exponential Rule
- c.  $\frac{d}{dx}[x^e] = ex^{e-1}$  Power Rule
- d.  $y = x^x$  Use logarithmic differentiation.

.....▶  
 •• **REMARK** Be sure you see that there is no simple differentiation rule for calculating the derivative of  $y = x^x$ . In general, when  $y = u(x)^{v(x)}$ , you need to use logarithmic differentiation.

$$\begin{aligned} \ln y &= \ln x^x \\ \ln y &= x \ln x \\ \frac{y'}{y} &= x \left(\frac{1}{x}\right) + (\ln x)(1) \\ \frac{y'}{y} &= 1 + \ln x \\ y' &= y(1 + \ln x) \\ y' &= x^x(1 + \ln x) \end{aligned}$$

### Applications of Exponential Functions

An amount of  $P$  dollars is deposited in an account at an annual interest rate  $r$  (in decimal form). What is the balance in the account at the end of 1 year? The answer depends on the number of times  $n$  the interest is compounded according to the formula

$$A = P\left(1 + \frac{r}{n}\right)^n.$$

For instance, the result for a deposit of \$1000 at 8% interest compounded  $n$  times a year is shown in the table at the right.

$n$	$A$
1	\$1080.00
2	\$1081.60
4	\$1082.43
12	\$1083.00
365	\$1083.28

$x$	$\left(\frac{x+1}{x}\right)^x$
10	2.59374
100	2.70481
1000	2.71692
10,000	2.71815
100,000	2.71827
1,000,000	2.71828

As  $n$  increases, the balance  $A$  approaches a limit. To develop this limit, use the next theorem. To test the reasonableness of this theorem, try evaluating

$$\left(\frac{x+1}{x}\right)^x$$

for several values of  $x$ , as shown in the table at the left.

#### THEOREM 5.15 A Limit Involving $e$

$$\lim_{x \rightarrow \infty} \left(1 + \frac{1}{x}\right)^x = \lim_{x \rightarrow \infty} \left(\frac{x+1}{x}\right)^x = e$$

A proof of this theorem is given in Appendix A.



Given Theorem 5.15, take another look at the formula for the balance  $A$  in an account in which the interest is compounded  $n$  times per year. By taking the limit as  $n$  approaches infinity, you obtain

$$\begin{aligned} A &= \lim_{n \rightarrow \infty} P\left(1 + \frac{r}{n}\right)^n && \text{Take limit as } n \rightarrow \infty. \\ &= P \lim_{n \rightarrow \infty} \left[\left(1 + \frac{1}{n/r}\right)^{n/r}\right]^r && \text{Rewrite.} \\ &= P \left[\lim_{x \rightarrow \infty} \left(1 + \frac{1}{x}\right)^x\right]^r && \text{Let } x = n/r. \text{ Then } x \rightarrow \infty \text{ as } n \rightarrow \infty. \\ &= Pe^r. && \text{Apply Theorem 5.15.} \end{aligned}$$

This limit produces the balance after 1 year of **continuous compounding**. So, for a deposit of \$1000 at 8% interest compounded continuously, the balance at the end of 1 year would be

$$A = 1000e^{0.08} \approx \$1083.29.$$

#### SUMMARY OF COMPOUND INTEREST FORMULAS

Let  $P$  = amount of deposit,  $t$  = number of years,  $A$  = balance after  $t$  years,  $r$  = annual interest rate (in decimal form), and  $n$  = number of compoundings per year.

1. Compounded  $n$  times per year:  $A = P\left(1 + \frac{r}{n}\right)^{nt}$
2. Compounded continuously:  $A = Pe^{rt}$

**EXAMPLE 6** Continuous, Quarterly, and Monthly Compounding

•••▶ See [LarsonCalculus.com](http://LarsonCalculus.com) for an interactive version of this type of example.

A deposit of \$2500 is made in an account that pays an annual interest rate of 5%. Find the balance in the account at the end of 5 years when the interest is compounded (a) quarterly, (b) monthly, and (c) continuously.

**Solution**

a.  $A = P\left(1 + \frac{r}{n}\right)^{nt}$  Compounded quarterly  
 $= 2500\left(1 + \frac{0.05}{4}\right)^{4(5)}$   
 $= 2500(1.0125)^{20}$   
 $= \$3205.09$

b.  $A = P\left(1 + \frac{r}{n}\right)^{nt}$  Compounded monthly  
 $= 2500\left(1 + \frac{0.05}{12}\right)^{12(5)}$   
 $\approx 2500(1.0041667)^{60}$   
 $= \$3208.40$

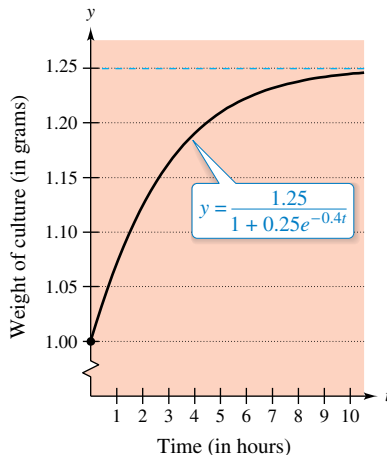
c.  $A = Pe^{rt}$  Compounded continuously  
 $= 2500[e^{0.05(5)}]$   
 $= 2500e^{0.25}$   
 $= \$3210.06$

**EXAMPLE 7** Bacterial Culture Growth

A bacterial culture is growing according to the *logistic growth function*

$$y = \frac{1.25}{1 + 0.25e^{-0.4t}}, \quad t \geq 0$$

where  $y$  is the weight of the culture in grams and  $t$  is the time in hours. Find the weight of the culture after (a) 0 hours, (b) 1 hour, and (c) 10 hours. (d) What is the limit as  $t$  approaches infinity?



The limit of the weight of the culture as  $t \rightarrow \infty$  is 1.25 grams.

**Figure 5.22**

**Solution**

a. When  $t = 0$ ,  $y = \frac{1.25}{1 + 0.25e^{-0.4(0)}}$   
 $= 1$  gram.

b. When  $t = 1$ ,  $y = \frac{1.25}{1 + 0.25e^{-0.4(1)}}$   
 $\approx 1.071$  grams.

c. When  $t = 10$ ,  $y = \frac{1.25}{1 + 0.25e^{-0.4(10)}}$   
 $\approx 1.244$  grams.

d. Taking the limit as  $t$  approaches infinity, you obtain

$$\lim_{t \rightarrow \infty} \frac{1.25}{1 + 0.25e^{-0.4t}} = \frac{1.25}{1 + 0} = 1.25 \text{ grams.}$$

The graph of the function is shown in Figure 5.22.

## 5.5 Exercises

See [CalcChat.com](http://CalcChat.com) for tutorial help and worked-out solutions to odd-numbered exercises.**CONCEPT CHECK**

1. **Derivatives for Bases Other than  $e$**  What are the values of  $a$  and  $b$ ?

$$\frac{d}{dx}[6^{4x}] = a(\ln b)6^{4x}$$

2. **Integration for Bases Other than  $e$**  What are two options for finding the indefinite integral below?

$$\int 5^t dt$$

3. **Logarithmic Differentiation** Explain when it is necessary to use logarithmic differentiation to find the derivative of an exponential function.
4. **Compound Interest Formulas** Explain how to choose which compound interest formula to use to find the balance of a deposit.

**Evaluating a Logarithmic Expression** In Exercises 5–10, evaluate the expression without using a calculator.

5.  $\log_2 \frac{1}{8}$                       6.  $\log_3 81$   
 7.  $\log_7 1$                       8.  $\log_a \frac{1}{a}$   
 9.  $\log_{64} 32$                       10.  $\log_{27} \frac{1}{9}$

**Exponential and Logarithmic Forms of Equations** In Exercises 11–14, write the exponential equation as a logarithmic equation or vice versa.

11. (a)  $2^3 = 8$                       12. (a)  $27^{2/3} = 9$   
       (b)  $3^{-1} = \frac{1}{3}$                       (b)  $16^{3/4} = 8$   
 13. (a)  $\log_{10} 0.01 = -2$             14. (a)  $\log_3 \frac{1}{9} = -2$   
       (b)  $\log_{0.5} 8 = -3$             (b)  $49^{1/2} = 7$

**Sketching a Graph** In Exercises 15–20, sketch the graph of the function.

15.  $y = 2^x$                       16.  $y = 4^{x-1}$   
 17.  $y = \left(\frac{1}{3}\right)^x$                       18.  $y = 2^{x^2}$   
 19.  $h(x) = 5^{x-2}$                       20.  $y = 3^{-|x|}$

**Solving an Equation** In Exercises 21–26, solve for  $x$ .

21. (a)  $\log_{10} 1000 = x$             22. (a)  $\log_3 \frac{1}{81} = x$   
       (b)  $\log_{10} 0.1 = x$             (b)  $\log_6 36 = x$   
 23. (a)  $\log_3 x = -1$                 24. (a)  $\log_4 x = -2$   
       (b)  $\log_2 x = -4$                 (b)  $\log_5 x = 3$   
 25. (a)  $x^2 - x = \log_5 25$   
       (b)  $3x + 5 = \log_2 64$   
 26. (a)  $\log_3 x + \log_3(x-2) = 1$   
       (b)  $\log_{10}(x+3) - \log_{10} x = 1$



**Solving an Equation** In Exercises 27–36, solve the equation accurate to three decimal places.

27.  $3^{2x} = 75$                       28.  $6^{-2x} = 74$   
 29.  $2^{3-z} = 625$                       30.  $3(5^{x-1}) = 86$   
 31.  $\left(1 + \frac{0.09}{12}\right)^{12t} = 3$             32.  $\left(1 + \frac{0.10}{365}\right)^{365t} = 2$   
 33.  $\log_2(x-1) = 5$                 34.  $\log_{10}(t-3) = 2.6$   
 35.  $\log_7 x^3 = 1.9$                 36.  $\log_5 \sqrt{x-4} = 3.2$

**Inverse Functions** In Exercises 37 and 38, illustrate that the functions are inverse functions of each other by sketching their graphs on the same set of coordinate axes.

37.  $f(x) = 4^x$                       38.  $f(x) = 3^x$   
        $g(x) = \log_4 x$                        $g(x) = \log_3 x$



**Finding a Derivative** In Exercises 39–60, find the derivative of the function.

39.  $f(x) = 4^x$                       40.  $f(x) = 3^{4x}$   
 41.  $y = 5^{-4x}$                       42.  $y = 6^{3x-4}$   
 43.  $f(x) = x^{9x}$                       44.  $y = -7x(8^{-2x})$   
 45.  $f(t) = \frac{-2t^2}{8t}$                       46.  $f(t) = \frac{3^{2t}}{t}$   
 47.  $h(\theta) = 2^{-\theta} \cos \pi\theta$             48.  $g(\alpha) = 5^{-\alpha/2} \sin 2\alpha$   
 49.  $y = \log_4(6x+1)$                 50.  $y = \log_3(x^2 - 3x)$   
 51.  $h(t) = \log_5(4-t)^2$                 52.  $g(t) = \log_2(t^2 + 7)^3$   
 53.  $y = \log_5 \sqrt{x^2 - 1}$                 54.  $f(x) = \log_2 \sqrt[3]{2x+1}$   
 55.  $f(x) = \log_2 \frac{x^2}{x-1}$                       56.  $y = \log_{10} \frac{x^2 - 1}{x}$   
 57.  $h(x) = \log_3 \frac{x\sqrt{x-1}}{2}$                       58.  $g(x) = \log_5 \frac{4}{x^2\sqrt{1-x}}$   
 59.  $g(t) = \frac{10 \log_4 t}{t}$   
 60.  $f(t) = t^{3/2} \log_2 \sqrt{t+1}$

**Finding an Equation of a Tangent Line** In Exercises 61–64, find an equation of the tangent line to the graph of the function at the given point.

61.  $y = 2^{-x}$ ,  $(-1, 2)$                 62.  $y = 5^{x-2}$ ,  $(2, 1)$   
 63.  $y = \log_3 x$ ,  $(27, 3)$                 64.  $y = \log_{10} 2x$ ,  $(5, 1)$



**Logarithmic Differentiation** In Exercises 65–68, use logarithmic differentiation to find  $dy/dx$ .

65.  $y = x^{2/x}$                       66.  $y = x^{x-1}$   
 67.  $y = (x-2)^{x+1}$                       68.  $y = (1+x)^{1/x}$





**Finding an Indefinite Integral In Exercises 69–76, find the indefinite integral.**

69.  $\int 3^x dx$                       70.  $\int 2^{-x} dx$   
 71.  $\int (x^2 + 2^{-x}) dx$             72.  $\int (x^4 + 5^x) dx$   
 73.  $\int x(5^{-x^2}) dx$                 74.  $\int (4 - x)6^{(4-x)^2} dx$   
 75.  $\int \frac{3^{2x}}{1 + 3^{2x}} dx$                 76.  $\int 2^{\sin x} \cos x dx$

**Evaluating a Definite Integral In Exercises 77–80, evaluate the definite integral. Use a graphing utility to verify your result.**

77.  $\int_{-1}^2 2^x dx$                       78.  $\int_{-4}^4 3^{x/4} dx$   
 79.  $\int_0^1 (5^x - 3^x) dx$                 80.  $\int_1^3 (4^{x+1} + 2^x) dx$

**Area In Exercises 81 and 82, find the area of the region bounded by the graphs of the equations. Use a graphing utility to verify your result.**

81.  $y = \frac{\log_4 x}{x}$ ,  $y = 0$ ,  $x = 1$ ,  $x = 5$   
 82.  $y = 3^{\cos x} \sin x$ ,  $y = 0$ ,  $x = 0$ ,  $x = \pi$

**EXPLORING CONCEPTS**

**83. Exponential Function** What happens to the rate of change of the exponential function  $y = a^x$  as  $a$  becomes larger?

**84. Logarithmic Function** What happens to the rate of change of the logarithmic function  $y = \log_a x$  as  $a$  becomes larger?

- 85. Analyzing a Logarithmic Equation** Consider the function  $f(x) = \log_{10} x$ .
- What is the domain of  $f$ ?
  - Find  $f^{-1}$ .
  - Let  $x$  be a real number between 1000 and 10,000. Determine the interval in which  $f(x)$  will be found.
  - Determine the interval in which  $x$  will be found if  $f(x)$  is negative.
  - When  $f(x)$  is increased by one unit,  $x$  must have been increased by what factor?
  - Find the ratio of  $x_1$  to  $x_2$  given that  $f(x_1) = 3n$  and  $f(x_2) = n$ .

- 86. Comparing Rates of Growth** Order the functions  $f(x) = \log_2 x$ ,  $g(x) = x^x$ ,  $h(x) = x^2$ , and  $k(x) = 2^x$  from the one with the greatest rate of growth to the one with the least rate of growth for large values of  $x$ .

- 87. Inflation** When the annual rate of inflation averages 5% over the next 10 years, the approximate cost  $C$  of goods or services during any year in that decade is

$$C(t) = P(1.05)^t$$

where  $t$  is the time in years and  $P$  is the present cost.

- The price of an oil change for your car is presently \$24.95. Estimate the price 10 years from now.
- Find the rates of change of  $C$  with respect to  $t$  when  $t = 1$  and  $t = 8$ .
- Verify that the rate of change of  $C$  is proportional to  $C$ . What is the constant of proportionality?



- 88. Depreciation** After  $t$  years, the value of a car purchased for \$25,000 is

$$V(t) = 25,000\left(\frac{3}{4}\right)^t.$$

- Use a graphing utility to graph the function and determine the value of the car 2 years after it was purchased.
- Find the rates of change of  $V$  with respect to  $t$  when  $t = 1$  and  $t = 4$ .
- Use a graphing utility to graph  $V'(t)$  and determine the horizontal asymptote of  $V'(t)$ . Interpret its meaning in the context of the problem.



**Compound Interest In Exercises 89–92, complete the table by determining the balance  $A$  for  $P$  dollars invested at rate  $r$  for  $t$  years and compounded  $n$  times per year.**

$n$	1	2	4	12	365	Continuous Compounding
$A$						

- |  |   |
|--|---|
| <p><b>89.</b> <math>P = \\$1000</math><br/> <math>r = 3\frac{1}{2}\%</math><br/> <math>t = 10</math> years</p> | <p><b>90.</b> <math>P = \\$2500</math><br/> <math>r = 6\%</math><br/> <math>t = 20</math> years</p> |
| <p><b>91.</b> <math>P = \\$7500</math><br/> <math>r = 4.8\%</math><br/> <math>t = 30</math> years</p>          | <p><b>92.</b> <math>P = \\$4000</math><br/> <math>r = 4\%</math><br/> <math>t = 15</math> years</p> |

**Compound Interest In Exercises 93–96, complete the table by determining the amount of money  $P$  (present value) that should be invested at rate  $r$  to produce a balance of \$100,000 in  $t$  years.**

$t$	1	10	20	30	40	50
$P$						

- |   |   |
|---|---|
| <p><b>93.</b> <math>r = 4\%</math><br/>                 Compounded continuously</p> | <p><b>94.</b> <math>r = 0.6\%</math><br/>                 Compounded continuously</p> |
| <p><b>95.</b> <math>r = 5\%</math><br/>                 Compounded monthly</p>      | <p><b>96.</b> <math>r = 2\%</math><br/>                 Compounded daily</p>          |

- 97. Compound Interest** Assume that you can earn 6% on an investment, compounded daily. Which of the following options would yield the greatest balance after 8 years?
- (a) \$20,000 now (b) \$30,000 after 8 years
  - (c) \$8000 now and \$20,000 after 4 years
  - (d) \$9000 now, \$9000 after 4 years, and \$9000 after 8 years

- 98. Compound Interest** Consider a deposit of \$100 placed in an account for 20 years at  $r\%$  compounded continuously. Use a graphing utility to graph the exponential functions describing the growth of the investment over the 20 years for the following interest rates. Compare the ending balances.

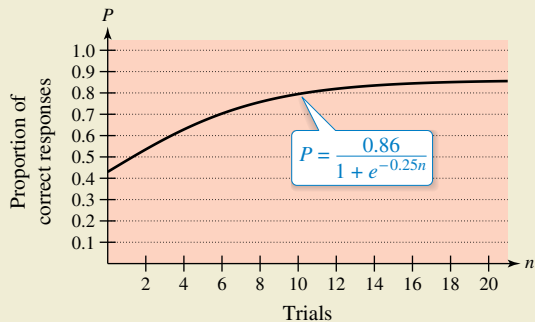
- (a)  $r = 3\%$  (b)  $r = 5\%$  (c)  $r = 6\%$

- 99. Timber Yield** The yield  $V$  (in millions of cubic feet per acre) for a stand of timber at age  $t$  is  $V = 6.7e^{-48.1/t}$ , where  $t$  is measured in years.

- (a) Find the limiting volume of wood per acre as  $t$  approaches infinity.
- (b) Find the rates at which the yield is changing when  $t = 20$  and  $t = 60$ .



**100. HOW DO YOU SEE IT?** The graph shows the proportion  $P$  of correct responses after  $n$  trials in a group project in learning theory.



- (a) What is the limiting proportion of correct responses as  $n$  approaches infinity?
- (b) What happens to the rate of change of the proportion in the long run?

- 101. Population Growth** A lake is stocked with 500 fish, and the population  $p$  is growing according to the logistic curve

$$p(t) = \frac{10,000}{1 + 19e^{-t/5}}$$

where  $t$  is measured in months.

- (a) Use a graphing utility to graph the function.
- (b) Find the fish populations after 6 months, 12 months, 24 months, 36 months, and 48 months. What is the limiting size of the fish population?
- (c) Find the rates at which the fish population is changing after 1 month and after 10 months.
- (d) After how many months is the population increasing most rapidly?



**102. Modeling Data**

The breaking strengths  $B$  (in tons) of steel cables of various diameters  $d$  (in inches) are shown in the table.

$d$	0.50	0.75	1.00	1.25	1.50	1.75
$B$	9.85	21.8	38.3	59.2	84.4	114.0

- (a) Use the regression capabilities of a graphing utility to fit an exponential model to the data.
- (b) Use a graphing utility to plot the data and graph the model.
- (c) Find the rates of growth of the model when  $d = 0.8$  and  $d = 1.5$ .



- 103. Comparing Models** The total numbers  $y$  of AIDS cases by year of diagnosis in Canada for the years 2005 through 2014 are shown in the table, with  $x = 5$  corresponding to 2005. (Source: Public Health Agency of Canada)

$x$	5	6	7	8	9
$y$	434	398	371	367	296
$x$	10	11	12	13	14
$y$	276	234	223	226	188

- (a) Use the regression capabilities of a graphing utility to find the following models for the data.
  - $y_1 = ax + b$
  - $y_2 = a + b \ln x$
  - $y_3 = ab^x$
  - $y_4 = ax^b$
- (b) Use a graphing utility to plot the data and graph each of the models. Which model do you think best fits the data?
- (c) Find the rate of change of each of the models in part (a) for the year 2012. Which model is decreasing at the greatest rate in 2012?

- 104. An Approximation of  $e$**  Complete the table to demonstrate that  $e$  can also be defined as

$$\lim_{x \rightarrow 0^+} (1 + x)^{1/x}$$

$x$	1	$10^{-1}$	$10^{-2}$	$10^{-4}$	$10^{-6}$
$(1 + x)^{1/x}$					



# 5.6 Indeterminate Forms and L'Hôpital's Rule

- Recognize limits that produce indeterminate forms.
- Apply L'Hôpital's Rule to evaluate a limit.

## Indeterminate Forms

Recall from Chapters 1 and 3 that the forms  $0/0$  and  $\infty/\infty$  are called *indeterminate* because they do not guarantee that a limit exists, nor do they indicate what the limit is, if one does exist. When you encountered one of these indeterminate forms earlier in the text, you attempted to rewrite the expression by using various algebraic techniques.

Indeterminate Form	Limit	Algebraic Technique
$\frac{0}{0}$	$\lim_{x \rightarrow -1} \frac{2x^2 - 2}{x + 1} = \lim_{x \rightarrow -1} 2(x - 1) = -4$	Divide numerator and denominator by $(x + 1)$ .
$\frac{\infty}{\infty}$	$\lim_{x \rightarrow \infty} \frac{3x^2 - 1}{2x^2 + 1} = \lim_{x \rightarrow \infty} \frac{3 - (1/x^2)}{2 + (1/x^2)} = \frac{3}{2}$	Divide numerator and denominator by $x^2$ .

Occasionally, you can extend these algebraic techniques to find limits of transcendental functions. For instance, the limit

$$\lim_{x \rightarrow 0} \frac{e^{2x} - 1}{e^x - 1}$$

produces the indeterminate form  $0/0$ . Factoring and then dividing produces

$$\begin{aligned} \lim_{x \rightarrow 0} \frac{e^{2x} - 1}{e^x - 1} &= \lim_{x \rightarrow 0} \frac{(e^x + 1)(e^x - 1)}{e^x - 1} \\ &= \lim_{x \rightarrow 0} (e^x + 1) \\ &= 2. \end{aligned}$$

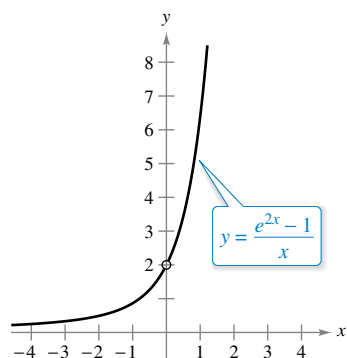
Not all indeterminate forms, however, can be evaluated by algebraic manipulation. This is often true when *both* algebraic and transcendental functions are involved. For instance, the limit

$$\lim_{x \rightarrow 0} \frac{e^{2x} - 1}{x}$$

produces the indeterminate form  $0/0$ . Rewriting the expression to obtain

$$\lim_{x \rightarrow 0} \left( \frac{e^{2x}}{x} - \frac{1}{x} \right)$$

merely produces another indeterminate form,  $\infty - \infty$ . Of course, you could use technology to estimate the limit, as shown in the table and in Figure 5.23. From the table and the graph, the limit appears to be 2. (This limit will be verified in Example 1.)



The limit as  $x$  approaches 0 appears to be 2.

Figure 5.23

$x$	-1	-0.1	-0.01	-0.001	0	0.001	0.01	0.1	1
$\frac{e^{2x} - 1}{x}$	0.865	1.813	1.980	1.998	?	2.002	2.020	2.214	6.389



**GUILLAUME L'HÔPITAL  
(1661–1704)**

L'Hôpital's Rule is named after the French mathematician Guillaume François Antoine de L'Hôpital. L'Hôpital is credited with writing the first text on differential calculus (in 1696) in which the rule publicly appeared. It was recently discovered that the rule and its proof were written in a letter from John Bernoulli to L'Hôpital. "... I acknowledge that I owe very much to the bright minds of the Bernoulli brothers. ... I have made free use of their discoveries ...," said L'Hôpital.

See [LarsonCalculus.com](http://LarsonCalculus.com) to read more of this biography.

## L'Hôpital's Rule

To find the limit illustrated in Figure 5.23, you can use a theorem called **L'Hôpital's Rule**. This theorem states that under certain conditions, the limit of the quotient  $f(x)/g(x)$  is determined by the limit of the quotient of the derivatives

$$\frac{f'(x)}{g'(x)}.$$

To prove this theorem, you can use a more general result called the **Extended Mean Value Theorem**.

### THEOREM 5.16 The Extended Mean Value Theorem

If  $f$  and  $g$  are differentiable on an open interval  $(a, b)$  and continuous on  $[a, b]$  such that  $g'(x) \neq 0$  for any  $x$  in  $(a, b)$ , then there exists a point  $c$  in  $(a, b)$  such that

$$\frac{f'(c)}{g'(c)} = \frac{f(b) - f(a)}{g(b) - g(a)}.$$

A proof of this theorem is given in Appendix A.



To see why Theorem 5.16 is called the Extended Mean Value Theorem, consider the special case in which  $g(x) = x$ . For this case, you obtain the "standard" Mean Value Theorem as presented in Section 3.2.

### THEOREM 5.17 L'Hôpital's Rule

Let  $f$  and  $g$  be functions that are differentiable on an open interval  $(a, b)$  containing  $c$ , except possibly at  $c$  itself. Assume that  $g'(x) \neq 0$  for all  $x$  in  $(a, b)$ , except possibly at  $c$  itself. If the limit of  $f(x)/g(x)$  as  $x$  approaches  $c$  produces the indeterminate form  $0/0$ , then

$$\lim_{x \rightarrow c} \frac{f(x)}{g(x)} = \lim_{x \rightarrow c} \frac{f'(x)}{g'(x)}$$

provided the limit on the right exists (or is infinite). This result also applies when the limit of  $f(x)/g(x)$  as  $x$  approaches  $c$  produces any one of the indeterminate forms  $\infty/\infty$ ,  $(-\infty)/\infty$ ,  $\infty/(-\infty)$ , or  $(-\infty)/(-\infty)$ .

A proof of this theorem is given in Appendix A.



### ■ FOR FURTHER INFORMATION

To enhance your understanding of the necessity of the restriction that  $g'(x)$  be nonzero for all  $x$  in  $(a, b)$ , except possibly at  $c$ , see the article "Counterexamples to L'Hôpital's Rule" by R. P. Boas in *The American Mathematical Monthly*. To view this article, go to [MathArticles.com](http://MathArticles.com).

People occasionally use L'Hôpital's Rule incorrectly by applying the Quotient Rule to  $f(x)/g(x)$ . Be sure you see that the rule involves

$$\frac{f'(x)}{g'(x)}$$

not the derivative of  $f(x)/g(x)$ .

L'Hôpital's Rule can also be applied to one-sided limits. For instance, if the limit of  $f(x)/g(x)$  as  $x$  approaches  $c$  from the right produces the indeterminate form  $0/0$ , then

$$\lim_{x \rightarrow c^+} \frac{f(x)}{g(x)} = \lim_{x \rightarrow c^+} \frac{f'(x)}{g'(x)}$$

provided the limit exists (or is infinite).

**Exploration**

**Numerical and Graphical Approaches** Use a numerical or a graphical approach to approximate each limit.

a.  $\lim_{x \rightarrow 0} \frac{2^{2x} - 1}{x}$

b.  $\lim_{x \rightarrow 0} \frac{3^{2x} - 1}{x}$

c.  $\lim_{x \rightarrow 0} \frac{4^{2x} - 1}{x}$

d.  $\lim_{x \rightarrow 0} \frac{5^{2x} - 1}{x}$

What pattern do you observe? Does an analytic approach have an advantage for determining these limits? If so, explain your reasoning.

**EXAMPLE 1 Indeterminate Form 0/0**

Evaluate  $\lim_{x \rightarrow 0} \frac{e^{2x} - 1}{x}$ .

**Solution** Because direct substitution results in the indeterminate form 0/0

$$\lim_{x \rightarrow 0} \frac{e^{2x} - 1}{x} \begin{matrix} \nearrow \lim_{x \rightarrow 0} (e^{2x} - 1) = 0 \\ \searrow \lim_{x \rightarrow 0} x = 0 \end{matrix}$$

you can apply L'Hôpital's Rule, as shown below.

$$\begin{aligned} \lim_{x \rightarrow 0} \frac{e^{2x} - 1}{x} &= \lim_{x \rightarrow 0} \frac{\frac{d}{dx}[e^{2x} - 1]}{\frac{d}{dx}[x]} && \text{Apply L'Hôpital's Rule.} \\ &= \lim_{x \rightarrow 0} \frac{2e^{2x}}{1} && \text{Differentiate numerator and denominator.} \\ &= 2 && \text{Evaluate the limit.} \end{aligned}$$

In the solution to Example 1, note that you actually do not know that the first limit is equal to the second limit until you have shown that the second limit exists. In other words, if the second limit had not existed, then it would not have been permissible to apply L'Hôpital's Rule.

Another form of L'Hôpital's Rule states that if the limit of  $f(x)/g(x)$  as  $x$  approaches  $\infty$  (or  $-\infty$ ) produces the indeterminate form 0/0 or  $\infty/\infty$ , then

$$\lim_{x \rightarrow \infty} \frac{f(x)}{g(x)} = \lim_{x \rightarrow \infty} \frac{f'(x)}{g'(x)}$$

provided the limit on the right exists.

**EXAMPLE 2 Indeterminate Form  $\infty/\infty$**

Evaluate  $\lim_{x \rightarrow \infty} \frac{\ln x}{x}$ .

**Solution** Because direct substitution results in the indeterminate form  $\infty/\infty$ , you can apply L'Hôpital's Rule to obtain

$$\begin{aligned} \lim_{x \rightarrow \infty} \frac{\ln x}{x} &= \lim_{x \rightarrow \infty} \frac{\frac{d}{dx}[\ln x]}{\frac{d}{dx}[x]} && \text{Apply L'Hôpital's Rule.} \\ &= \lim_{x \rightarrow \infty} \frac{1}{x} && \text{Differentiate numerator and denominator.} \\ &= 0. && \text{Evaluate the limit.} \end{aligned}$$

▷ **TECHNOLOGY** Use a graphing utility to graph  $y_1 = \ln x$  and  $y_2 = x$  in the same viewing window. Which function grows faster as  $x$  approaches  $\infty$ ? How is this observation related to Example 2?

Occasionally it is necessary to apply L'Hôpital's Rule more than once to remove an indeterminate form, as shown in Example 3.

**FOR FURTHER INFORMATION**

To read about the connection between Leonhard Euler and Guillaume L'Hôpital, see the article "When Euler Met l'Hôpital" by William Dunham in *Mathematics Magazine*. To view this article, go to [MathArticles.com](http://MathArticles.com).

**EXAMPLE 3 Applying L'Hôpital's Rule More than Once**

Evaluate  $\lim_{x \rightarrow -\infty} \frac{x^2}{e^{-x}}$ .

**Solution** Because direct substitution results in the indeterminate form  $\infty/\infty$ , you can apply L'Hôpital's Rule.

$$\lim_{x \rightarrow -\infty} \frac{x^2}{e^{-x}} = \lim_{x \rightarrow -\infty} \frac{\frac{d}{dx}[x^2]}{\frac{d}{dx}[e^{-x}]} = \lim_{x \rightarrow -\infty} \frac{2x}{-e^{-x}}$$

This limit yields the indeterminate form  $(-\infty)/(-\infty)$ , so you can apply L'Hôpital's Rule again to obtain

$$\lim_{x \rightarrow -\infty} \frac{2x}{-e^{-x}} = \lim_{x \rightarrow -\infty} \frac{\frac{d}{dx}[2x]}{\frac{d}{dx}[-e^{-x}]} = \lim_{x \rightarrow -\infty} \frac{2}{e^{-x}} = 0.$$

In addition to the forms  $0/0$  and  $\infty/\infty$ , there are other indeterminate forms such as  $0 \cdot \infty$ ,  $1^\infty$ ,  $\infty^0$ ,  $0^0$ , and  $\infty - \infty$ . For example, consider the following four limits that lead to the indeterminate form  $0 \cdot \infty$ .

$$\underbrace{\lim_{x \rightarrow 0} \left(\frac{1}{x}\right)(x)}_{\text{Limit is 1.}}, \quad \underbrace{\lim_{x \rightarrow 0} \left(\frac{2}{x}\right)(x)}_{\text{Limit is 2.}}, \quad \underbrace{\lim_{x \rightarrow \infty} \left(\frac{1}{e^x}\right)(x)}_{\text{Limit is 0.}}, \quad \underbrace{\lim_{x \rightarrow \infty} \left(\frac{1}{x}\right)(e^x)}_{\text{Limit is } \infty.}$$

Because each limit is different, it is clear that the form  $0 \cdot \infty$  is indeterminate in the sense that it does not determine the value (or even the existence) of the limit. The remaining examples in this section show methods for evaluating these forms. Basically, you attempt to convert each of these forms to  $0/0$  or  $\infty/\infty$  so that L'Hôpital's Rule can be applied.

**EXAMPLE 4 Indeterminate Form  $0 \cdot \infty$**

Evaluate  $\lim_{x \rightarrow \infty} e^{-x}\sqrt{x}$ .

**Solution** Because direct substitution produces the indeterminate form  $0 \cdot \infty$ , you should try to rewrite the limit to fit the form  $0/0$  or  $\infty/\infty$ . In this case, you can rewrite the limit to fit the second form.

$$\lim_{x \rightarrow \infty} e^{-x}\sqrt{x} = \lim_{x \rightarrow \infty} \frac{\sqrt{x}}{e^x}$$

Now, by L'Hôpital's Rule, you have

$$\begin{aligned} \lim_{x \rightarrow \infty} \frac{\sqrt{x}}{e^x} &= \lim_{x \rightarrow \infty} \frac{1/(2\sqrt{x})}{e^x} && \text{Differentiate numerator and denominator.} \\ &= \lim_{x \rightarrow \infty} \frac{1}{2\sqrt{x}e^x} && \text{Simplify.} \\ &= 0. && \text{Evaluate the limit.} \end{aligned}$$

When rewriting a limit in one of the forms  $0/0$  or  $\infty/\infty$  does not seem to work, try the other form. For instance, in Example 4, you can write the limit as

$$\lim_{x \rightarrow \infty} e^{-x} \sqrt{x} = \lim_{x \rightarrow \infty} \frac{e^{-x}}{x^{-1/2}}$$

which yields the indeterminate form  $0/0$ . As it happens, applying L'Hôpital's Rule to this limit produces

$$\lim_{x \rightarrow \infty} \frac{e^{-x}}{x^{-1/2}} = \lim_{x \rightarrow \infty} \frac{-e^{-x}}{-1/(2x^{3/2})}$$

which also yields the indeterminate form  $0/0$ .

The indeterminate forms  $1^\infty$ ,  $\infty^0$ , and  $0^0$  arise from limits of functions that have variable bases and variable exponents. When you previously encountered this type of function, you used logarithmic differentiation to find the derivative. You can use a similar procedure when taking limits, as shown in the next example.

**EXAMPLE 5** Indeterminate Form  $1^\infty$

Evaluate  $\lim_{x \rightarrow \infty} \left(1 + \frac{1}{x}\right)^x$ .

.....▶ **REMARK** Note that the solution to Example 5 is an alternate proof of Theorem 5.15.

**Solution** Because direct substitution yields the indeterminate form  $1^\infty$ , you can proceed as follows. To begin, assume that the limit exists and is equal to  $y$ .

$$y = \lim_{x \rightarrow \infty} \left(1 + \frac{1}{x}\right)^x$$

Taking the natural logarithm of each side produces

$$\ln y = \ln \left[ \lim_{x \rightarrow \infty} \left(1 + \frac{1}{x}\right)^x \right]$$

Because the natural logarithmic function is continuous, you can write

$$\begin{aligned} \ln y &= \lim_{x \rightarrow \infty} \left[ x \ln \left(1 + \frac{1}{x}\right) \right] && \text{Indeterminate form } \infty \cdot 0 \\ &= \lim_{x \rightarrow \infty} \left( \frac{\ln[1 + (1/x)]}{1/x} \right) && \text{Indeterminate form } 0/0 \\ &= \lim_{x \rightarrow \infty} \left( \frac{(-1/x^2)\{1/[1 + (1/x)]\}}{-1/x^2} \right) && \text{L'Hôpital's Rule} \\ &= \lim_{x \rightarrow \infty} \frac{1}{1 + (1/x)} \\ &= 1. \end{aligned}$$

Now, because you have shown that

$$\ln y = 1$$

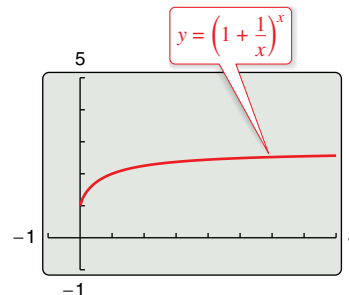
you can conclude that

$$y = e$$

and obtain

$$\lim_{x \rightarrow \infty} \left(1 + \frac{1}{x}\right)^x = e.$$

You can use a graphing utility to confirm this result, as shown in Figure 5.24.



The limit of  $[1 + (1/x)]^x$  as  $x$  approaches infinity is  $e$ .

**Figure 5.24**



L'Hôpital's Rule can also be applied to one-sided limits, as demonstrated in Examples 6 and 7.

**EXAMPLE 6** Indeterminate Form  $0^0$

•••▶ See *LarsonCalculus.com* for an interactive version of this type of example.

Evaluate  $\lim_{x \rightarrow 0^+} (\sin x)^x$ .

**Solution** Because direct substitution produces the indeterminate form  $0^0$ , you can proceed as shown below. To begin, assume that the limit exists and is equal to  $y$ .

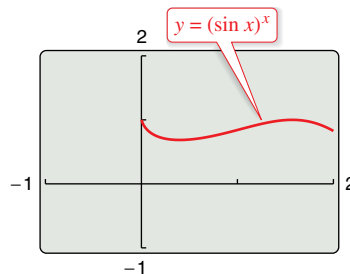
$$\begin{aligned}
 y &= \lim_{x \rightarrow 0^+} (\sin x)^x && \text{Indeterminate form } 0^0 \\
 \ln y &= \ln \left[ \lim_{x \rightarrow 0^+} (\sin x)^x \right] && \text{Take natural log of each side.} \\
 &= \lim_{x \rightarrow 0^+} [\ln(\sin x)^x] && \text{Continuity} \\
 &= \lim_{x \rightarrow 0^+} [x \ln(\sin x)] && \text{Indeterminate form } 0 \cdot (-\infty) \\
 &= \lim_{x \rightarrow 0^+} \frac{\ln(\sin x)}{1/x} && \text{Indeterminate form } -\infty/\infty \\
 &= \lim_{x \rightarrow 0^+} \frac{\cot x}{-1/x^2} && \text{L'Hôpital's Rule} \\
 &= \lim_{x \rightarrow 0^+} \frac{-x^2}{\tan x} && \text{Indeterminate form } 0/0 \\
 &= \lim_{x \rightarrow 0^+} \frac{-2x}{\sec^2 x} && \text{L'Hôpital's Rule} \\
 &= 0
 \end{aligned}$$

Now, because  $\ln y = 0$ , you can conclude that  $y = e^0 = 1$ , and it follows that

$$\lim_{x \rightarrow 0^+} (\sin x)^x = 1.$$

▶ **TECHNOLOGY** When evaluating complicated limits such as the one in Example 6, it is helpful to check the reasonableness of the solution with a graphing utility. For instance, the calculations in the table and the graph in the figure (see below) are consistent with the conclusion that  $(\sin x)^x$  approaches 1 as  $x$  approaches 0 from the right.

$x$	1	0.1	0.01	0.001	0.0001	0.00001
$(\sin x)^x$	0.8415	0.7942	0.9550	0.9931	0.9991	0.9999



The limit of  $(\sin x)^x$  is 1 as  $x$  approaches 0 from the right.

Use a graphing utility to estimate the limits  $\lim_{x \rightarrow 0} (1 - \cos x)^x$  and  $\lim_{x \rightarrow 0^+} (\tan x)^x$ . Then try to verify your estimates analytically.

**EXAMPLE 7** Indeterminate Form  $\infty - \infty$

Evaluate  $\lim_{x \rightarrow 1^+} \left( \frac{1}{\ln x} - \frac{1}{x-1} \right)$ .

**Solution** Because direct substitution yields the indeterminate form  $\infty - \infty$ , you should try to rewrite the expression to produce a form to which you can apply L'Hôpital's Rule. In this case, you can combine the two fractions to obtain

$$\lim_{x \rightarrow 1^+} \left( \frac{1}{\ln x} - \frac{1}{x-1} \right) = \lim_{x \rightarrow 1^+} \frac{x-1-\ln x}{(x-1)\ln x}$$

Now, because direct substitution produces the indeterminate form  $0/0$ , you can apply L'Hôpital's Rule to obtain

$$\begin{aligned} \lim_{x \rightarrow 1^+} \frac{x-1-\ln x}{(x-1)\ln x} &= \lim_{x \rightarrow 1^+} \frac{\frac{d}{dx}[x-1-\ln x]}{\frac{d}{dx}[(x-1)\ln x]} \\ &= \lim_{x \rightarrow 1^+} \frac{1-(1/x)}{(x-1)(1/x) + \ln x} \\ &= \lim_{x \rightarrow 1^+} \frac{x-1}{x-1+x\ln x} \end{aligned}$$

This limit also yields the indeterminate form  $0/0$ , so you can apply L'Hôpital's Rule again to obtain

$$\lim_{x \rightarrow 1^+} \frac{x-1}{x-1+x\ln x} = \lim_{x \rightarrow 1^+} \frac{1}{1+x(1/x) + \ln x} = \frac{1}{2}$$

You can check the reasonableness of this solution using a table, as shown at the left.

$x$	$\frac{1}{\ln x} - \frac{1}{x-1}$
2	0.44270
1.5	0.46630
1.1	0.49206
1.01	0.49917
1.001	0.49992
1.0001	0.49999
1.00001	0.50000

The forms  $0/0$ ,  $\infty/\infty$ ,  $\infty - \infty$ ,  $0 \cdot \infty$ ,  $0^0$ ,  $1^\infty$ , and  $\infty^0$  have been identified as *indeterminate*. There are similar forms that you should recognize as “determinate.”

- $\infty + \infty \rightarrow \infty$       Limit is positive infinity.
- $-\infty - \infty \rightarrow -\infty$       Limit is negative infinity.
- $0^\infty \rightarrow 0$       Limit is zero.
- $0^{-\infty} \rightarrow \infty$       Limit is positive infinity.

•• **REMARK** You are asked to verify the last two forms in Exercises 110 and 111.

As a final comment, remember that L'Hôpital's Rule can be applied only to quotients leading to the indeterminate forms  $0/0$  and  $\infty/\infty$ . For instance, the application of L'Hôpital's Rule shown below is *incorrect*.

$$\lim_{x \rightarrow 0} \frac{e^x}{x} \stackrel{?}{=} \lim_{x \rightarrow 0} \frac{e^x}{1} = 1 \quad \text{Incorrect use of L'Hôpital's Rule}$$

The reason this application is incorrect is that, even though the limit of the denominator is 0, the limit of the numerator is 1, which means that the hypotheses of L'Hôpital's Rule have not been satisfied.

**Exploration**

In each of the examples presented in this section, L'Hôpital's Rule is used to find a limit that exists. It can also be used to conclude that a limit is infinite. For instance, try using L'Hôpital's Rule to show that  $\lim_{x \rightarrow \infty} e^x/x = \infty$ .

# 5.6 Exercises

See [CalcChat.com](http://CalcChat.com) for tutorial help and worked-out solutions to odd-numbered exercises.

### CONCEPT CHECK

- L'Hôpital's Rule** Explain the benefit of L'Hôpital's Rule.
- Indeterminate Forms** For each limit, use direct substitution. Then identify the form of the limit as either indeterminate or not.
 

(a) $\lim_{x \rightarrow 0} \frac{x^2}{\sin 2x}$	(b) $\lim_{x \rightarrow \infty} (e^x + x^2)$
(c) $\lim_{x \rightarrow \infty} (\ln x - e^x)$	(d) $\lim_{x \rightarrow 0^+} \left( \ln x^2 - \frac{1}{x} \right)$

**Numerical and Graphical Analysis** In Exercises 3–6, complete the table and use the result to estimate the limit. Use a graphing utility to graph the function to confirm your result.

3.  $\lim_{x \rightarrow 0} \frac{\sin 4x}{\sin 3x}$

x	-0.1	-0.01	-0.001	0	0.001	0.01	0.1
f(x)				?			

4.  $\lim_{x \rightarrow 0} \frac{1 - e^x}{x}$

x	-0.1	-0.01	-0.001	0	0.001	0.01	0.1
f(x)				?			

5.  $\lim_{x \rightarrow \infty} x^5 e^{-x/100}$

x	1	10	10 <sup>2</sup>	10 <sup>3</sup>	10 <sup>4</sup>	10 <sup>5</sup>
f(x)						

6.  $\lim_{x \rightarrow \infty} \frac{6x}{\sqrt{3x^2 - 2x}}$

x	1	10	10 <sup>2</sup>	10 <sup>3</sup>	10 <sup>4</sup>	10 <sup>5</sup>
f(x)						



**Using Two Methods** In Exercises 7–14, evaluate the limit (a) using techniques from Chapters 1 and 3 and (b) using L'Hôpital's Rule.

- |   |   |
|---|---|
| 7. $\lim_{x \rightarrow 4} \frac{3(x-4)}{x^2 - 16}$                 | 8. $\lim_{x \rightarrow -4} \frac{2x^2 + 13x + 20}{x + 4}$                |
| 9. $\lim_{x \rightarrow 6} \frac{\sqrt{x+10} - 4}{x - 6}$           | 10. $\lim_{x \rightarrow -1} \left( \frac{1 - \sqrt{x+2}}{x + 1} \right)$ |
| 11. $\lim_{x \rightarrow 0} \left( \frac{2 - 2 \cos x}{6x} \right)$ | 12. $\lim_{x \rightarrow 0} \frac{\sin 6x}{4x}$                           |
| 13. $\lim_{x \rightarrow \infty} \frac{5x^2 - 3x + 1}{3x^2 - 5}$    | 14. $\lim_{x \rightarrow \infty} \frac{x^3 + 2x}{4 - x}$                  |



**Evaluating a Limit** In Exercises 15–42, evaluate the limit, using L'Hôpital's Rule if necessary.

- |   |  |
|---|--|
| 15. $\lim_{x \rightarrow 3} \frac{x^2 - 2x - 3}{x - 3}$               | 16. $\lim_{x \rightarrow -2} \frac{x^2 - 3x - 10}{x + 2}$                  |
| 17. $\lim_{x \rightarrow 0} \frac{\sqrt{25 - x^2} - 5}{x}$            | 18. $\lim_{x \rightarrow 5^-} \frac{\sqrt{25 - x^2}}{x - 5}$               |
| 19. $\lim_{x \rightarrow 0^+} \frac{e^x - (1 + x)}{x^3}$              | 20. $\lim_{x \rightarrow 1} \frac{\ln x^3}{x^2 - 1}$                       |
| 21. $\lim_{x \rightarrow 1} \frac{x^{11} - 1}{x^4 - 1}$               | 22. $\lim_{x \rightarrow 1} \frac{x^a - 1}{x^b - 1}$ , where $a, b \neq 0$ |
| 23. $\lim_{x \rightarrow 0} \frac{\sin 3x}{\sin 5x}$                  | 24. $\lim_{x \rightarrow 0} \frac{\sin ax}{\sin bx}$ , where $a, b \neq 0$ |
| 25. $\lim_{x \rightarrow \infty} \frac{7x^3 - 2x + 1}{6x^3 + 1}$      | 26. $\lim_{x \rightarrow \infty} \frac{8 - x}{x^3}$                        |
| 27. $\lim_{x \rightarrow \infty} \frac{x^2 + 4x + 7}{x - 6}$          | 28. $\lim_{x \rightarrow \infty} \frac{x^3}{x + 2}$                        |
| 29. $\lim_{x \rightarrow 0} \frac{x^3}{e^{x/2}}$                      | 30. $\lim_{x \rightarrow \infty} \frac{e^{x^2}}{1 - x^3}$                  |
| 31. $\lim_{x \rightarrow \infty} \frac{x}{\sqrt{x^2 + 1}}$            | 32. $\lim_{x \rightarrow \infty} \frac{x^2}{\sqrt{x^2 + 1}}$               |
| 33. $\lim_{x \rightarrow \infty} \frac{\cos x}{x}$                    | 34. $\lim_{x \rightarrow \infty} \frac{\sin x}{x - \pi}$                   |
| 35. $\lim_{x \rightarrow \infty} \frac{\ln x}{x^2}$                   | 36. $\lim_{x \rightarrow \infty} \frac{\ln x^4}{x^3}$                      |
| 37. $\lim_{x \rightarrow \infty} \frac{e^x}{x^4}$                     | 38. $\lim_{x \rightarrow \infty} \frac{e^{2x-9}}{3x}$                      |
| 39. $\lim_{x \rightarrow 0} \frac{\sin 5x}{\tan 9x}$                  | 40. $\lim_{x \rightarrow 1} \frac{\ln x}{\sin \pi x}$                      |
| 41. $\lim_{x \rightarrow \infty} \frac{\int_1^x \ln(e^{4t-1}) dt}{x}$ | 42. $\lim_{x \rightarrow 1^+} \frac{\int_1^x \cos \theta d\theta}{x - 1}$  |



**Evaluating a Limit** In Exercises 43–62, (a) describe the type of indeterminate form (if any) that is obtained by direct substitution. (b) Evaluate the limit, using L'Hôpital's Rule if necessary. (c) Use a graphing utility to graph the function and verify the result in part (b).

- |  |   |
|--|---|
| 43. $\lim_{x \rightarrow \infty} x \ln x$            | 44. $\lim_{x \rightarrow 0^+} x^3 \cot x$                       |
| 45. $\lim_{x \rightarrow \infty} x \sin \frac{1}{x}$ | 46. $\lim_{x \rightarrow \infty} x \tan \frac{1}{x}$            |
| 47. $\lim_{x \rightarrow 0^+} (e^x + x)^{2/x}$       | 48. $\lim_{x \rightarrow 0^+} \left( 1 + \frac{1}{x} \right)^x$ |
| 49. $\lim_{x \rightarrow \infty} x^{1/x}$            | 50. $\lim_{x \rightarrow 0^+} x^{1/x}$                          |
| 51. $\lim_{x \rightarrow 0^+} (1 + x)^{1/x}$         | 52. $\lim_{x \rightarrow \infty} (1 + x)^{1/x}$                 |

53.  $\lim_{x \rightarrow 0^+} 3x^{x/2}$       54.  $\lim_{x \rightarrow 4^+} [3(x-4)]^{x-4}$
55.  $\lim_{x \rightarrow 1^+} (\ln x)^{x-1}$       56.  $\lim_{x \rightarrow 0^+} \left[ \cos\left(\frac{\pi}{2} - x\right) \right]^x$
57.  $\lim_{x \rightarrow 2^+} \left( \frac{8}{x^2 - 4} - \frac{x}{x-2} \right)$       58.  $\lim_{x \rightarrow 2^+} \left( \frac{1}{x^2 - 4} - \frac{\sqrt{x-1}}{x^2 - 4} \right)$
59.  $\lim_{x \rightarrow 1^+} \left( \frac{3}{\ln x} - \frac{2}{x-1} \right)$       60.  $\lim_{x \rightarrow 0^+} \left( \frac{10}{x} - \frac{3}{x^2} \right)$
61.  $\lim_{x \rightarrow \infty} (e^x - x)$       62.  $\lim_{x \rightarrow \infty} (x - \sqrt{x^2 + 1})$

**EXPLORING CONCEPTS**

**63. Finding Functions** Find differentiable functions  $f$  and  $g$  that satisfy the specified condition such that

$$\lim_{x \rightarrow 5} f(x) = 0 \quad \text{and} \quad \lim_{x \rightarrow 5} g(x) = 0.$$

Explain how you obtained your answers. (*Note:* There are many correct answers.)

- (a)  $\lim_{x \rightarrow 5} \frac{f(x)}{g(x)} = 10$       (b)  $\lim_{x \rightarrow 5} \frac{f(x)}{g(x)} = 0$
- (c)  $\lim_{x \rightarrow 5} \frac{f(x)}{g(x)} = \infty$

**64. Finding Functions** Find differentiable functions  $f$  and  $g$  such that

$$\lim_{x \rightarrow \infty} f(x) = \lim_{x \rightarrow \infty} g(x) = \infty \quad \text{and} \quad \lim_{x \rightarrow \infty} [f(x) - g(x)] = 25.$$

Explain how you obtained your answers. (*Note:* There are many correct answers.)

**65. L'Hôpital's Rule** Determine which of the following limits can be evaluated using L'Hôpital's Rule. Explain your reasoning. Do not evaluate the limit.

- (a)  $\lim_{x \rightarrow 2} \frac{x-2}{x^3 - x - 6}$       (b)  $\lim_{x \rightarrow 0} \frac{x^2 - 4x}{2x - 1}$
- (c)  $\lim_{x \rightarrow \infty} \frac{x^3}{e^x}$       (d)  $\lim_{x \rightarrow 3} \frac{e^{x^2} - e^9}{x - 3}$
- (e)  $\lim_{x \rightarrow 1} \frac{\cos \pi x}{\ln x}$       (f)  $\lim_{x \rightarrow 1} \frac{1 + x(\ln x - 1)}{(x-1) \ln x}$

**67. Numerical Analysis** Complete the table to show that  $x$  eventually "overpowers"  $(\ln x)^4$ .


$x$	10	$10^2$	$10^4$	$10^6$	$10^8$	$10^{10}$
$\frac{(\ln x)^4}{x}$						

**68. Numerical Analysis** Complete the table to show that  $e^x$  eventually "overpowers"  $x^5$ .

$x$	1	5	10	20	30	40	50	100
$\frac{e^x}{x^5}$								


**Comparing Functions** In Exercises 69–74, use L'Hôpital's Rule to determine the comparative rates of increase of the functions  $f(x) = x^m$ ,  $g(x) = e^{nx}$ , and  $h(x) = (\ln x)^n$ , where  $n > 0$ ,  $m > 0$ , and  $x \rightarrow \infty$ .


69.  $\lim_{x \rightarrow \infty} \frac{x^2}{e^{5x}}$       70.  $\lim_{x \rightarrow \infty} \frac{x^3}{e^{2x}}$
71.  $\lim_{x \rightarrow \infty} \frac{(\ln x)^3}{x}$       72.  $\lim_{x \rightarrow \infty} \frac{(\ln x)^2}{x^3}$
73.  $\lim_{x \rightarrow \infty} \frac{(\ln x)^n}{x^m}$       74.  $\lim_{x \rightarrow \infty} \frac{x^m}{e^{nx}}$


 **Asymptotes and Relative Extrema** In Exercises 75–78, find any asymptotes and relative extrema that may exist and use a graphing utility to graph the function.


75.  $y = x^{1/x}$ ,  $x > 0$       76.  $y = x^x$ ,  $x > 0$
77.  $y = 2xe^{-x}$       78.  $y = \frac{\ln x}{x}$

**Think About It** In Exercises 79–82, L'Hôpital's Rule is used incorrectly. Describe the error.

79.  $\lim_{x \rightarrow 2} \frac{3x^2 + 4x + 1}{x^2 - x - 2} = \lim_{x \rightarrow 2} \frac{6x + 4}{2x - 1} = \lim_{x \rightarrow 2} \frac{6}{2} = 3$  

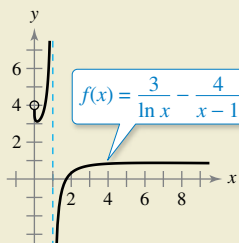
80.  $\lim_{x \rightarrow 0} \frac{e^{2x} - 1}{e^x} = \lim_{x \rightarrow 0} \frac{2e^{2x}}{e^x} = \lim_{x \rightarrow 0} 2e^x = 2$  

81.  $\lim_{x \rightarrow \infty} \frac{e^{-x}}{1 + e^{-x}} = \lim_{x \rightarrow \infty} \frac{-e^{-x}}{-e^{-x}} = \lim_{x \rightarrow \infty} 1 = 1$  

82.  $\lim_{x \rightarrow \infty} x \cos \frac{1}{x} = \lim_{x \rightarrow \infty} \frac{\cos(1/x)}{1/x} = \lim_{x \rightarrow \infty} \frac{[-\sin(1/x)](-1/x^2)}{-1/x^2} = \lim_{x \rightarrow \infty} \sin \frac{1}{x} = 0$  



**66. HOW DO YOU SEE IT?** Use the graph of  $f$  to find each limit.



- (a)  $\lim_{x \rightarrow 1^-} f(x)$       (b)  $\lim_{x \rightarrow 1^+} f(x)$       (c)  $\lim_{x \rightarrow 1} f(x)$

**Analytic and Graphical Analysis** In Exercises 83 and 84, (a) explain why L'Hôpital's Rule cannot be used to find the limit, (b) find the limit analytically, and (c) use a graphing utility to graph the function and approximate the limit from the graph. Compare the result with that in part (b).

83.  $\lim_{x \rightarrow \infty} \frac{x}{\sqrt{x^2 + 1}}$

84.  $\lim_{x \rightarrow \pi/2} \frac{\tan x}{\sec x}$

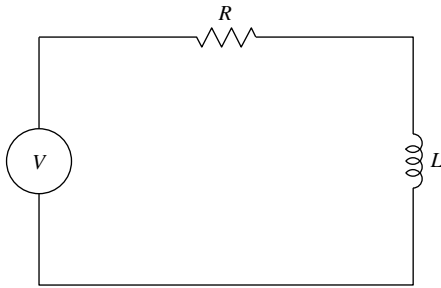
**Graphical Analysis** In Exercises 85 and 86, graph  $f(x)/g(x)$  and  $f'(x)/g'(x)$  near  $x = 0$ . What do you notice about these ratios as  $x \rightarrow 0$ ? How does this illustrate L'Hôpital's Rule?

85.  $f(x) = \sin 3x, g(x) = \sin 4x$     86.  $f(x) = e^{3x} - 1, g(x) = x$

87. **Electric Circuit** The diagram shows a simple electric circuit consisting of a power source, a resistor, and an inductor. If voltage  $V$  is first applied at time  $t = 0$ , then the current  $I$  flowing through the circuit at time  $t$  is given by

$$I = \frac{V}{R}(1 - e^{-Rt/L})$$

where  $L$  is the inductance and  $R$  is the resistance. Use L'Hôpital's Rule to find the formula for the current by fixing  $V$  and  $L$  and letting  $R$  approach 0 from the right.



88. **Velocity in a Resisting Medium** The velocity  $v$  of an object falling through a resisting medium such as air or water is given by

$$v = \frac{32}{k} \left( 1 - e^{-kt} + \frac{v_0 k e^{-kt}}{32} \right)$$

where  $v_0$  is the initial velocity,  $t$  is the time in seconds, and  $k$  is the resistance constant of the medium. Use L'Hôpital's Rule to find the formula for the velocity of a falling body in a vacuum by fixing  $v_0$  and  $t$  and letting  $k$  approach zero. (Assume that the downward direction is positive.)

89. **The Gamma Function** The Gamma Function  $\Gamma(n)$  is defined in terms of the integral of the function given by  $f(x) = x^{n-1}e^{-x}, n > 0$ . Show that for any fixed value of  $n$ , the limit of  $f(x)$  as  $x$  approaches infinity is zero.

90. **Compound Interest** The formula for the amount  $A$  in a savings account compounded  $n$  times per year for  $t$  years at an interest rate  $r$  and an initial deposit of  $P$  is given by

$$A = P \left( 1 + \frac{r}{n} \right)^{nt}$$

Use L'Hôpital's Rule to show that the limiting formula as the number of compoundings per year approaches infinity is given by  $A = Pe^{rt}$ .

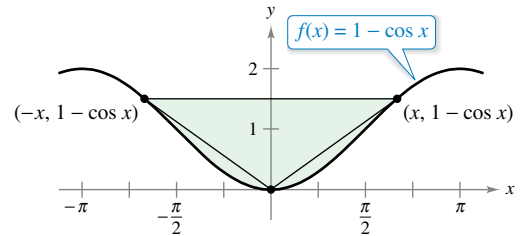
**Extended Mean Value Theorem** In Exercises 91–94, verify that the Extended Mean Value Theorem can be applied to the functions  $f$  and  $g$  on the closed interval  $[a, b]$ . Then find all values  $c$  in the open interval  $(a, b)$  such that

$$\frac{f'(c)}{g'(c)} = \frac{f(b) - f(a)}{g(b) - g(a)}$$

Functions	Interval
91. $f(x) = x^3, g(x) = x^2 + 1$	$[0, 1]$
92. $f(x) = \frac{1}{x}, g(x) = x^2 - 4$	$[1, 2]$
93. $f(x) = \sin x, g(x) = \cos x$	$\left[0, \frac{\pi}{2}\right]$
94. $f(x) = \ln x, g(x) = x^3$	$[1, 4]$

**True or False?** In Exercises 95–100, determine whether the statement is true or false. If it is false, explain why or give an example that shows it is false.

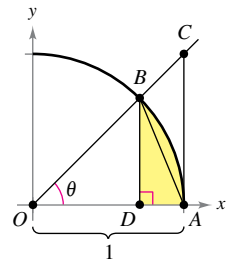
- 95. A limit of the form  $\infty/0$  is indeterminate.
- 96. A limit of the form  $\infty \cdot \infty$  is indeterminate.
- 97. An indeterminate form does not guarantee the existence of a limit.
- 98.  $\lim_{x \rightarrow 0} \frac{x^2 + x + 1}{x} = \lim_{x \rightarrow 0} \frac{2x + 1}{1} = 1$
- 99. If  $p(x)$  is a polynomial, then  $\lim_{x \rightarrow \infty} \frac{p(x)}{e^x} = 0$ .
- 100. If  $\lim_{x \rightarrow \infty} \frac{f(x)}{g(x)} = 1$ , then  $\lim_{x \rightarrow \infty} [f(x) - g(x)] = 0$ .
- 101. **Area** Find the limit, as  $x$  approaches 0, of the ratio of the area of the triangle to the total shaded area in the figure.



102. **Finding a Limit** In Section 1.3, a geometric argument (see figure) was used to prove that

$$\lim_{\theta \rightarrow 0} \frac{\sin \theta}{\theta} = 1.$$

- (a) Write the area of  $\triangle ABD$  in terms of  $\theta$ .
- (b) Write the area of the shaded region in terms of  $\theta$ .
- (c) Write the ratio  $R$  of the area of  $\triangle ABD$  to that of the shaded region.
- (d) Find  $\lim_{\theta \rightarrow 0} R$ .



**Continuous Function** In Exercises 103 and 104, find the value of  $c$  that makes the function continuous at  $x = 0$ .

103.  $f(x) = \begin{cases} \frac{4x - 2 \sin 2x}{2x^3}, & x \neq 0 \\ c, & x = 0 \end{cases}$

104.  $f(x) = \begin{cases} (e^x + x)^{1/x}, & x \neq 0 \\ c, & x = 0 \end{cases}$

105. **Finding Values** Find the values of  $a$  and  $b$  such that

$$\lim_{x \rightarrow 0} \frac{a - \cos bx}{x^2} = 2.$$

 106. **Evaluating a Limit** Use a graphing utility to graph

$$f(x) = \frac{x^k - 1}{k}$$

for  $k = 1, 0.1,$  and  $0.01$ . Then evaluate the limit

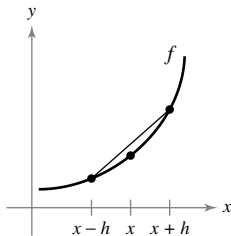
$$\lim_{k \rightarrow 0^+} \frac{x^k - 1}{k}.$$

107. **Finding a Derivative**

(a) Let  $f'(x)$  be continuous. Show that

$$\lim_{h \rightarrow 0} \frac{f(x+h) - f(x-h)}{2h} = f'(x).$$

(b) Explain the result of part (a) graphically.




108. **Finding a Second Derivative** Let  $f''(x)$  be continuous. Show that

$$\lim_{h \rightarrow 0} \frac{f(x+h) - 2f(x) + f(x-h)}{h^2} = f''(x).$$

109. **Evaluating a Limit** Consider the limit  $\lim_{x \rightarrow 0^+} (-x \ln x)$ .

- (a) Describe the type of indeterminate form that is obtained by direct substitution.
- (b) Evaluate the limit. Use a graphing utility to verify the result.

 **FOR FURTHER INFORMATION** For a geometric approach to this exercise, see the article “A Geometric Proof of  $\lim_{d \rightarrow 0^+} (-d \ln d) = 0$ ” by John H. Mathews in *The College Mathematics Journal*. To view this article, go to [MathArticles.com](http://MathArticles.com).

110. **Proof** Prove that if  $f(x) \geq 0$ ,  $\lim_{x \rightarrow a} f(x) = 0$ , and  $\lim_{x \rightarrow a} g(x) = \infty$ , then  $\lim_{x \rightarrow a} f(x)^{g(x)} = 0$ .

111. **Proof** Prove that if  $f(x) \geq 0$ ,  $\lim_{x \rightarrow a} f(x) = 0$ , and  $\lim_{x \rightarrow a} g(x) = -\infty$ , then  $\lim_{x \rightarrow a} f(x)^{g(x)} = \infty$ .

112. **Think About It** Use two different methods to find the limit

$$\lim_{x \rightarrow \infty} \frac{\ln x^m}{\ln x^n}$$

where  $m > 0, n > 0$ , and  $x > 0$ .

113. **Indeterminate Forms** Show that the indeterminate forms  $0^0, \infty^0$ , and  $1^\infty$  do not always have a value of 1 by evaluating each limit.

(a)  $\lim_{x \rightarrow 0^+} x^{(\ln 2)/(1 + \ln x)}$

(b)  $\lim_{x \rightarrow \infty} x^{(\ln 2)/(1 + \ln x)}$

(c)  $\lim_{x \rightarrow 0} (x + 1)^{(\ln 2)/x}$


114. **Calculus History** In L'Hôpital's 1696 calculus textbook, he illustrated his rule using the limit of the function

$$f(x) = \frac{\sqrt{2a^3x - x^4} - a\sqrt[3]{a^2x}}{a - \sqrt[4]{ax^3}}$$

as  $x$  approaches  $a, a > 0$ . Find this limit.

115. **Finding a Limit** Consider the function

$$h(x) = \frac{x + \sin x}{x}.$$

 (a) Use a graphing utility to graph the function. Then use the *zoom* and *trace* features to investigate  $\lim_{x \rightarrow \infty} h(x)$ .

(b) Find  $\lim_{x \rightarrow \infty} h(x)$  analytically by writing

$$h(x) = \frac{x}{x} + \frac{\sin x}{x}.$$

(c) Can you use L'Hôpital's Rule to find  $\lim_{x \rightarrow \infty} h(x)$ ? Explain your reasoning.

116. **Evaluating a Limit** Let  $f(x) = x + x \sin x$  and  $g(x) = x^2 - 4$ .

(a) Show that  $\lim_{x \rightarrow \infty} \frac{f(x)}{g(x)} = 0$ .

(b) Show that  $\lim_{x \rightarrow \infty} f(x) = \infty$  and  $\lim_{x \rightarrow \infty} g(x) = \infty$ .

(c) Evaluate the limit

$$\lim_{x \rightarrow \infty} \frac{f'(x)}{g'(x)}.$$

What do you notice?

(d) Do your answers to parts (a) through (c) contradict L'Hôpital's Rule? Explain your reasoning.

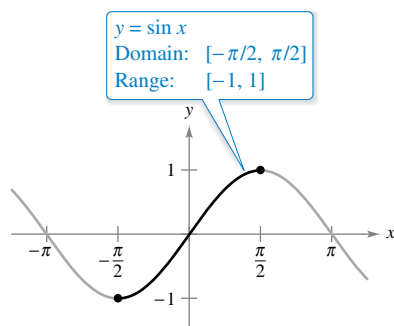
**PUTNAM EXAM CHALLENGE**

117. Evaluate  $\lim_{x \rightarrow \infty} \left[ \frac{1}{x} \cdot \frac{a^x - 1}{a - 1} \right]^{1/x}$  where  $a > 0, a \neq 1$ .

This problem was composed by the Committee on the Putnam Prize Competition. © The Mathematical Association of America. All rights reserved.

## 5.7 Inverse Trigonometric Functions: Differentiation

- Develop properties of the six inverse trigonometric functions.
- Differentiate an inverse trigonometric function.
- Review the basic differentiation rules for elementary functions.



The sine function is one-to-one on  $[-\pi/2, \pi/2]$ .

**Figure 5.25**

### Inverse Trigonometric Functions

This section begins with a rather surprising statement: *None of the six basic trigonometric functions has an inverse function.* This statement is true because all six trigonometric functions are periodic and therefore are not one-to-one. In this section, you will examine these six functions to see whether their domains can be redefined in such a way that they will have inverse functions on the *restricted domains*.

In Example 4 of Section 5.3, you saw that the sine function is increasing (and therefore is one-to-one) on the interval

$$\left[-\frac{\pi}{2}, \frac{\pi}{2}\right]$$

as shown in Figure 5.25. On this interval, you can define the inverse of the *restricted* sine function as

$$y = \arcsin x \quad \text{if and only if} \quad \sin y = x$$

where  $-1 \leq x \leq 1$  and  $-\pi/2 \leq \arcsin x \leq \pi/2$ .

Under suitable restrictions, each of the six trigonometric functions is one-to-one and so has an inverse function, as shown in the next definition. (Note that the term “iff” is used to represent the phrase “if and only if.”)

#### Definitions of Inverse Trigonometric Functions

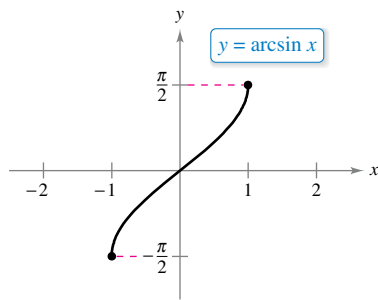
Function	Domain	Range
$y = \arcsin x$ iff $\sin y = x$	$-1 \leq x \leq 1$	$-\frac{\pi}{2} \leq y \leq \frac{\pi}{2}$
$y = \arccos x$ iff $\cos y = x$	$-1 \leq x \leq 1$	$0 \leq y \leq \pi$
$y = \arctan x$ iff $\tan y = x$	$-\infty < x < \infty$	$-\frac{\pi}{2} < y < \frac{\pi}{2}$
$y = \operatorname{arccot} x$ iff $\cot y = x$	$-\infty < x < \infty$	$0 < y < \pi$
$y = \operatorname{arcsec} x$ iff $\sec y = x$	$ x  \geq 1$	$0 \leq y \leq \pi, \quad y \neq \frac{\pi}{2}$
$y = \operatorname{arccsc} x$ iff $\csc y = x$	$ x  \geq 1$	$-\frac{\pi}{2} \leq y \leq \frac{\pi}{2}, \quad y \neq 0$

••••• **REMARK** The term “ $\arcsin x$ ” is read as “the arcsine of  $x$ ” or sometimes “the angle whose sine is  $x$ .” An alternative notation for the inverse sine function is “ $\sin^{-1} x$ .”

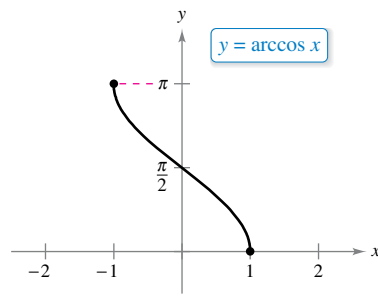
#### Exploration

**The Inverse Secant Function** In the definitions of the inverse trigonometric functions, the inverse secant function is defined by restricting the domain of the secant function to the intervals  $[0, \pi/2) \cup (\pi/2, \pi]$ . Most other texts and reference books agree with this, but some disagree. What other domains might make sense? Explain your reasoning graphically. Most calculators do not have a key for the inverse secant function. How can you use a calculator to evaluate the inverse secant function?

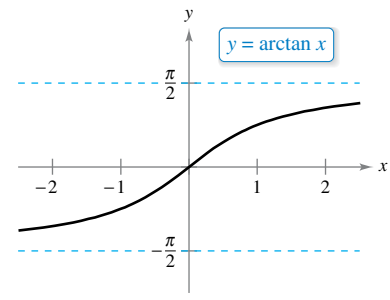
The graphs of the six inverse trigonometric functions are shown in Figure 5.26.



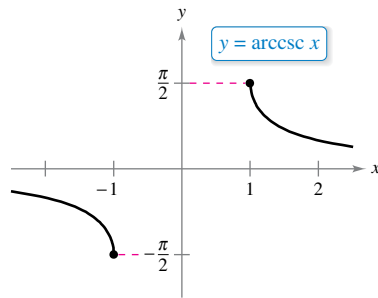
Domain:  $[-1, 1]$   
Range:  $[-\pi/2, \pi/2]$



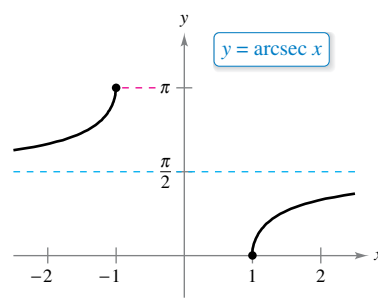
Domain:  $[-1, 1]$   
Range:  $[0, \pi]$



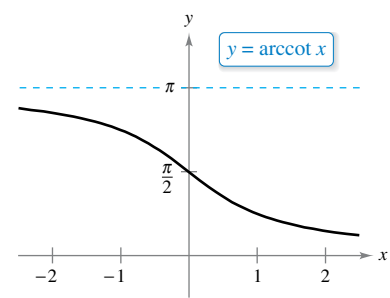
Domain:  $(-\infty, \infty)$   
Range:  $(-\pi/2, \pi/2)$



Domain:  $(-\infty, -1] \cup [1, \infty)$   
Range:  $[-\pi/2, 0) \cup (0, \pi/2]$



Domain:  $(-\infty, -1] \cup [1, \infty)$   
Range:  $[0, \pi/2) \cup (\pi/2, \pi]$



Domain:  $(-\infty, \infty)$   
Range:  $(0, \pi)$

Figure 5.26

When evaluating inverse trigonometric functions, remember that they denote angles in *radian measure*.

### EXAMPLE 1 Evaluating Inverse Trigonometric Functions

Evaluate each function.

- a.  $\arcsin\left(-\frac{1}{2}\right)$     b.  $\arccos 0$     c.  $\arctan \sqrt{3}$     d.  $\arcsin(0.3)$

#### Solution

- a. By definition,  $y = \arcsin\left(-\frac{1}{2}\right)$  implies that  $\sin y = -\frac{1}{2}$ . In the interval  $[-\pi/2, \pi/2]$ , the correct value of  $y$  is  $-\pi/6$ .

$$\arcsin\left(-\frac{1}{2}\right) = -\frac{\pi}{6}$$

- b. By definition,  $y = \arccos 0$  implies that  $\cos y = 0$ . In the interval  $[0, \pi]$ , you have  $y = \pi/2$ .

$$\arccos 0 = \frac{\pi}{2}$$

- c. By definition,  $y = \arctan \sqrt{3}$  implies that  $\tan y = \sqrt{3}$ . In the interval  $(-\pi/2, \pi/2)$ , you have  $y = \pi/3$ .

$$\arctan \sqrt{3} = \frac{\pi}{3}$$

- d. Using a calculator set in *radian mode* produces

$$\arcsin(0.3) \approx 0.305.$$



Inverse functions have the properties  $f(f^{-1}(x)) = x$  and  $f^{-1}(f(x)) = x$ . When applying these properties to inverse trigonometric functions, remember that the trigonometric functions have inverse functions only in restricted domains. For  $x$ -values outside these domains, these two properties do not hold. For example,  $\arcsin(\sin \pi)$  is equal to 0, not  $\pi$ .

### Properties of Inverse Trigonometric Functions

If  $-1 \leq x \leq 1$  and  $-\pi/2 \leq y \leq \pi/2$ , then

$$\sin(\arcsin x) = x \quad \text{and} \quad \arcsin(\sin y) = y.$$

If  $-\pi/2 < y < \pi/2$ , then

$$\tan(\arctan x) = x \quad \text{and} \quad \arctan(\tan y) = y.$$

If  $|x| \geq 1$  and  $0 \leq y < \pi/2$  or  $\pi/2 < y \leq \pi$ , then

$$\sec(\operatorname{arcsec} x) = x \quad \text{and} \quad \operatorname{arcsec}(\sec y) = y.$$

Similar properties hold for the other inverse trigonometric functions.

### EXAMPLE 2 Solving an Equation

$$\arctan(2x - 3) = \frac{\pi}{4} \quad \text{Original equation}$$

$$\tan[\arctan(2x - 3)] = \tan \frac{\pi}{4} \quad \text{Take tangent of each side.}$$

$$2x - 3 = 1 \quad \tan(\arctan x) = x$$

$$x = 2 \quad \text{Solve for } x.$$

Some problems in calculus require that you evaluate expressions such as  $\cos(\arcsin x)$ , as shown in Example 3.

### EXAMPLE 3 Using Right Triangles

- Given  $y = \arcsin x$ , where  $0 < y < \pi/2$ , find  $\cos y$ .
- Given  $y = \operatorname{arcsec}(\sqrt{5}/2)$ , find  $\tan y$ .

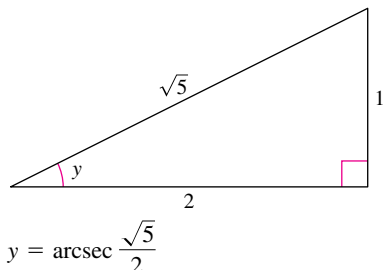
#### Solution

- Because  $y = \arcsin x$ , you know that  $\sin y = x$ . This relationship between  $x$  and  $y$  can be represented by a right triangle, as shown in the figure at the right.

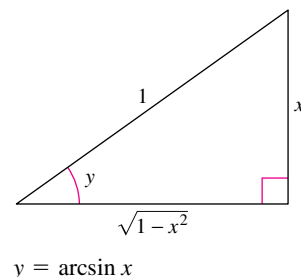
$$\cos y = \cos(\arcsin x) = \frac{\text{adj.}}{\text{hyp.}} = \sqrt{1 - x^2}$$

(This result is also valid for  $-\pi/2 < y < 0$ .)

- Use the right triangle shown in the figure at the left.



$$\begin{aligned} \tan y &= \tan\left(\operatorname{arcsec} \frac{\sqrt{5}}{2}\right) \\ &= \frac{\text{opp.}}{\text{adj.}} \\ &= \frac{1}{2} \end{aligned}$$



### Derivatives of Inverse Trigonometric Functions

**REMARK** There is no common agreement on the definition of  $\operatorname{arcsec} x$  (or  $\operatorname{arccsc} x$ ) for negative values of  $x$ . When we defined the range of the arcsecant, we chose to preserve the reciprocal identity

$$\operatorname{arcsec} x = \arccos \frac{1}{x}.$$

One consequence of this definition is that its graph has a positive slope at every  $x$ -value in its domain. (See Figure 5.26.) This accounts for the absolute value sign in the formula for the derivative of  $\operatorname{arcsec} x$ .

In Section 5.1, you saw that the derivative of the *transcendental* function  $f(x) = \ln x$  is the *algebraic* function  $f'(x) = 1/x$ . You will now see that the derivatives of the inverse trigonometric functions also are algebraic (even though the inverse trigonometric functions are themselves transcendental).

The next theorem lists the derivatives of the six inverse trigonometric functions. Note that the derivatives of  $\arccos u$ ,  $\operatorname{arccot} u$ , and  $\operatorname{arccsc} u$  are the *negatives* of the derivatives of  $\arcsin u$ ,  $\arctan u$ , and  $\operatorname{arcsec} u$ , respectively.

#### THEOREM 5.18 Derivatives of Inverse Trigonometric Functions

Let  $u$  be a differentiable function of  $x$ .

$$\begin{aligned} \frac{d}{dx} [\arcsin u] &= \frac{u'}{\sqrt{1-u^2}} & \frac{d}{dx} [\arccos u] &= \frac{-u'}{\sqrt{1-u^2}} \\ \frac{d}{dx} [\arctan u] &= \frac{u'}{1+u^2} & \frac{d}{dx} [\operatorname{arccot} u] &= \frac{-u'}{1+u^2} \\ \frac{d}{dx} [\operatorname{arcsec} u] &= \frac{u'}{|u|\sqrt{u^2-1}} & \frac{d}{dx} [\operatorname{arccsc} u] &= \frac{-u'}{|u|\sqrt{u^2-1}} \end{aligned}$$

Proofs for  $\arcsin u$  and  $\arccos u$  are given in Appendix A. [The proofs for the other rules are left as an exercise (see Exercise 94).]



**TECHNOLOGY** If your graphing utility does not have the arcsecant function, you can obtain its graph using  $f(x) = \operatorname{arcsec} x = \arccos \frac{1}{x}$ .

#### EXAMPLE 4 Differentiating Inverse Trigonometric Functions

- $\frac{d}{dx} [\arcsin(2x)] = \frac{2}{\sqrt{1-(2x)^2}} = \frac{2}{\sqrt{1-4x^2}}$
- $\frac{d}{dx} [\arctan(3x)] = \frac{3}{1+(3x)^2} = \frac{3}{1+9x^2}$
- $\frac{d}{dx} [\arcsin \sqrt{x}] = \frac{(1/2)x^{-1/2}}{\sqrt{1-x}} = \frac{1}{2\sqrt{x}\sqrt{1-x}} = \frac{1}{2\sqrt{x-x^2}}$
- $\frac{d}{dx} [\operatorname{arcsec} e^{2x}] = \frac{2e^{2x}}{e^{2x}\sqrt{(e^{2x})^2-1}} = \frac{2}{\sqrt{e^{4x}-1}}$

The absolute value sign is not necessary because  $e^{2x} > 0$ .

#### EXAMPLE 5 A Derivative That Can Be Simplified

$$\begin{aligned} y &= \arcsin x + x\sqrt{1-x^2} \\ y' &= \frac{1}{\sqrt{1-x^2}} + x\left(\frac{1}{2}\right)(-2x)(1-x^2)^{-1/2} + \sqrt{1-x^2} \\ &= \frac{1}{\sqrt{1-x^2}} - \frac{x^2}{\sqrt{1-x^2}} + \sqrt{1-x^2} \\ &= \sqrt{1-x^2} + \sqrt{1-x^2} \\ &= 2\sqrt{1-x^2} \end{aligned}$$

From Example 5, you can see one of the benefits of inverse trigonometric functions—they can be used to integrate common algebraic functions. For instance, from the result shown in the example, it follows that

$$\int \sqrt{1-x^2} dx = \frac{1}{2}(\arcsin x + x\sqrt{1-x^2}).$$

**EXAMPLE 6** Analyzing an Inverse Trigonometric Graph

Analyze the graph of  $y = (\arctan x)^2$ .

**Solution** From the derivative

$$y' = 2(\arctan x)\left(\frac{1}{1+x^2}\right) = \frac{2 \arctan x}{1+x^2}$$

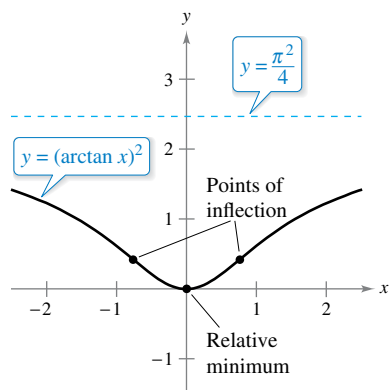
you can see that the only critical number is  $x = 0$ . By the First Derivative Test, this value corresponds to a relative minimum. From the second derivative

$$y'' = \frac{(1+x^2)\left(\frac{2}{1+x^2}\right) - (2 \arctan x)(2x)}{(1+x^2)^2} = \frac{2(1-2x \arctan x)}{(1+x^2)^2}$$

it follows that points of inflection occur when  $2x \arctan x = 1$ . Using Newton's Method, these points occur when  $x \approx \pm 0.765$ . Finally, because

$$\lim_{x \rightarrow \pm\infty} (\arctan x)^2 = \frac{\pi^2}{4}$$

it follows that the graph has a horizontal asymptote at  $y = \pi^2/4$ . The graph is shown in Figure 5.27.

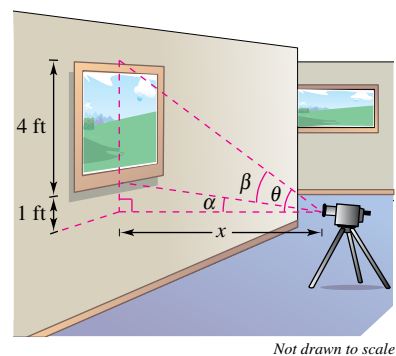


The graph of  $y = (\arctan x)^2$  has a horizontal asymptote at  $y = \pi^2/4$ . **Figure 5.27**

**EXAMPLE 7** Maximizing an Angle

•••▶ See [LarsonCalculus.com](http://LarsonCalculus.com) for an interactive version of this type of example.

A photographer is taking a picture of a painting hung in an art gallery. The height of the painting is 4 feet. The camera lens is 1 foot below the lower edge of the painting, as shown in the figure at the right. How far should the camera be from the painting to maximize the angle subtended by the camera lens?



The camera should be 2.236 feet from the painting to maximize the angle  $\beta$ .

**Solution** In the figure, let  $\beta$  be the angle to be maximized.

$$\beta = \theta - \alpha = \operatorname{arccot} \frac{x}{5} - \operatorname{arccot} x$$


Differentiating produces

$$\begin{aligned} \frac{d\beta}{dx} &= \frac{-1/5}{1+(x^2/25)} - \frac{-1}{1+x^2} \\ &= \frac{-5}{25+x^2} + \frac{1}{1+x^2} \\ &= \frac{4(5-x^2)}{(25+x^2)(1+x^2)}. \end{aligned}$$

Because  $d\beta/dx = 0$  when  $x = \sqrt{5}$ , you can conclude from the First Derivative Test that this distance yields a maximum value of  $\beta$ . So, the distance is  $x \approx 2.236$  feet and the angle is  $\beta \approx 0.7297$  radian  $\approx 41.81^\circ$ .



**REMARK** In Example 7, you could also let  $\theta = \arctan(5/x)$  and  $\alpha = \arctan(1/x)$ . Although these expressions are more difficult to use than those in Example 7, you should obtain the same answer. Try verifying this.

**GALILEO GALILEI (1564–1642)**

Galileo's approach to science departed from the accepted Aristotelian view that nature had describable *qualities*, such as "fluidity" and "potentiality." He chose to describe the physical world in terms of measurable *quantities*, such as time, distance, force, and mass.

See [LarsonCalculus.com](http://LarsonCalculus.com) to read more of this biography.

## Review of Basic Differentiation Rules

In the 1600s, Europe was ushered into the scientific age by such great thinkers as Descartes, Galileo, Huygens, Newton, and Kepler. These men believed that nature is governed by basic laws—laws that can, for the most part, be written in terms of mathematical equations. One of the most influential publications of this period—*Dialogue on the Great World Systems*, by Galileo Galilei—has become a classic description of modern scientific thought.

As mathematics has developed during the past few hundred years, a small number of elementary functions have proven sufficient for modeling most\* phenomena in physics, chemistry, biology, engineering, economics, and a variety of other fields. An **elementary function** is a function from the following list or one that can be formed as the sum, product, quotient, or composition of functions in the list.

### Algebraic Functions

Polynomial functions  
Rational functions  
Functions involving radicals

### Transcendental Functions

Logarithmic functions  
Exponential functions  
Trigonometric functions  
Inverse trigonometric functions

With the differentiation rules introduced so far in the text, you can differentiate *any* elementary function. For convenience, these differentiation rules are summarized below.

### BASIC DIFFERENTIATION RULES FOR ELEMENTARY FUNCTIONS

1.  $\frac{d}{dx}[cu] = cu'$
2.  $\frac{d}{dx}[u \pm v] = u' \pm v'$
3.  $\frac{d}{dx}[uv] = uv' + vu'$
4.  $\frac{d}{dx}\left[\frac{u}{v}\right] = \frac{vu' - uv'}{v^2}$
5.  $\frac{d}{dx}[c] = 0$
6.  $\frac{d}{dx}[u^n] = nu^{n-1}u'$
7.  $\frac{d}{dx}[x] = 1$
8.  $\frac{d}{dx}[|u|] = \frac{u}{|u|}(u'), u \neq 0$
9.  $\frac{d}{dx}[\ln u] = \frac{u'}{u}$
10.  $\frac{d}{dx}[e^u] = e^u u'$
11.  $\frac{d}{dx}[\log_a u] = \frac{u'}{(\ln a)u}$
12.  $\frac{d}{dx}[a^u] = (\ln a)a^u u'$
13.  $\frac{d}{dx}[\sin u] = (\cos u)u'$
14.  $\frac{d}{dx}[\cos u] = -(\sin u)u'$
15.  $\frac{d}{dx}[\tan u] = (\sec^2 u)u'$
16.  $\frac{d}{dx}[\cot u] = -(\csc^2 u)u'$
17.  $\frac{d}{dx}[\sec u] = (\sec u \tan u)u'$
18.  $\frac{d}{dx}[\csc u] = -(\csc u \cot u)u'$
19.  $\frac{d}{dx}[\arcsin u] = \frac{u'}{\sqrt{1-u^2}}$
20.  $\frac{d}{dx}[\arccos u] = \frac{-u'}{\sqrt{1-u^2}}$
21.  $\frac{d}{dx}[\arctan u] = \frac{u'}{1+u^2}$
22.  $\frac{d}{dx}[\text{arccot } u] = \frac{-u'}{1+u^2}$
23.  $\frac{d}{dx}[\text{arcsec } u] = \frac{u'}{|u|\sqrt{u^2-1}}$
24.  $\frac{d}{dx}[\text{arccsc } u] = \frac{-u'}{|u|\sqrt{u^2-1}}$

### FOR FURTHER INFORMATION

For more on the derivative of the arctangent function, see the article "Differentiating the Arctangent Directly" by Eric Key in *The College Mathematics Journal*. To view this article, go to [MathArticles.com](http://MathArticles.com).

\* Some important functions used in engineering and science (such as Bessel functions and gamma functions) are not elementary functions.

## 5.7 Exercises

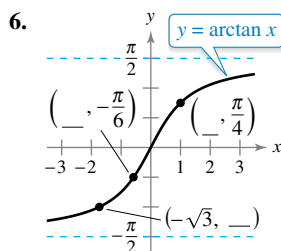
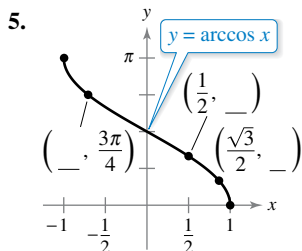
See [CalcChat.com](http://CalcChat.com) for tutorial help and worked-out solutions to odd-numbered exercises.

## CONCEPT CHECK

- Inverse Trigonometric Function** Describe the meaning of  $\arccos x$  in your own words.
- Restricted Domain** What is a restricted domain? Why are restricted domains necessary to define inverse trigonometric functions?
- Inverse Trigonometric Functions** Which inverse trigonometric function has a range of  $0 < y < \pi$ ?
- Finding a Derivative** What is the missing value?

$$\frac{d}{dx} [\operatorname{arccsc} x^3] = \frac{\square}{|x^3| \sqrt{x^6 - 1}}$$

**Finding Coordinates** In Exercises 5 and 6, determine the missing coordinates of the points on the graph of the function.



**Evaluating Inverse Trigonometric Functions** In Exercises 7–14, evaluate the expression without using a calculator.

- $\arcsin \frac{1}{2}$
- $\arcsin 0$
- $\arccos \frac{1}{2}$
- $\arccos(-1)$
- $\arctan \frac{\sqrt{3}}{3}$
- $\operatorname{arccot}(-\sqrt{3})$
- $\operatorname{arccsc}(-\sqrt{2})$
- $\operatorname{arcsec} 2$

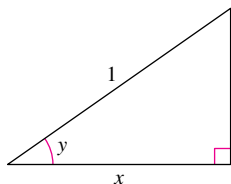
**Approximating Inverse Trigonometric Functions** In Exercises 15–18, use a calculator to approximate the value. Round your answer to two decimal places.

- $\arccos(0.051)$
- $\arcsin(-0.39)$
- $\operatorname{arcsec} 1.269$
- $\operatorname{arccsc}(-4.487)$



**Using a Right Triangle** In Exercises 19–24, use the figure to write the expression in algebraic form given  $y = \arccos x$ , where  $0 < y < \pi/2$ .

- $\cos y$
- $\sin y$
- $\tan y$
- $\cot y$
- $\sec y$
- $\csc y$



**Evaluating an Expression** In Exercises 25–28, evaluate each expression without using a calculator. (Hint: Sketch a right triangle, as demonstrated in Example 3.)

- (a)  $\sin\left(\arctan \frac{3}{4}\right)$
- (a)  $\tan\left(\arccos \frac{\sqrt{2}}{2}\right)$
- (b)  $\sec\left(\arcsin \frac{4}{5}\right)$
- (b)  $\cos\left(\arcsin \frac{5}{13}\right)$
- (a)  $\cot\left[\arcsin\left(-\frac{1}{2}\right)\right]$
- (a)  $\sec\left[\arctan\left(-\frac{3}{5}\right)\right]$
- (b)  $\csc\left[\arctan\left(-\frac{5}{12}\right)\right]$
- (b)  $\tan\left[\arcsin\left(-\frac{5}{6}\right)\right]$

**Simplifying an Expression Using a Right Triangle** In Exercises 29–36, write the expression in algebraic form. (Hint: Sketch a right triangle, as demonstrated in Example 3.)

- $\cos(\arcsin 2x)$
- $\sec(\arctan 6x)$
- $\sin(\operatorname{arcsec} x)$
- $\cos(\operatorname{arccot} x)$
- $\tan\left(\operatorname{arcsec} \frac{x}{3}\right)$
- $\sec[\arcsin(x - 1)]$
- $\csc\left(\arctan \frac{x}{\sqrt{2}}\right)$
- $\cos\left(\arcsin \frac{x - h}{r}\right)$



**Solving an Equation** In Exercises 37–40, solve the equation for  $x$ .

- $\arcsin(3x - \pi) = \frac{1}{2}$
- $\arctan(2x - 5) = -1$
- $\arcsin \sqrt{2x} = \arccos \sqrt{x}$
- $\arccos x = \operatorname{arcsec} x$



**Finding a Derivative** In Exercises 41–56, find the derivative of the function.

- $f(x) = \arcsin(x - 1)$
- $f(t) = \operatorname{arccsc}(-t^2)$
- $g(x) = 3 \operatorname{arccos} \frac{x}{2}$
- $f(x) = \operatorname{arcsec} 2x$
- $f(x) = \arctan e^x$
- $f(x) = \operatorname{arccot} \sqrt{x}$
- $g(x) = \frac{\arcsin 3x}{x}$
- $h(x) = x^2 \arctan 5x$
- $h(t) = \sin(\operatorname{arccos} t)$
- $f(x) = \arcsin x + \operatorname{arccos} x$
- $y = 2x \operatorname{arccos} x - 2\sqrt{1 - x^2}$
- $y = x \arctan 2x - \frac{1}{4} \ln(1 + 4x^2)$
- $y = \frac{1}{2} \left( \frac{1}{2} \ln \frac{x+1}{x-1} + \arctan x \right)$
- $y = \frac{1}{2} \left[ x\sqrt{4 - x^2} + 4 \arcsin \frac{x}{2} \right]$
- $y = 8 \arcsin \frac{x}{4} - \frac{x\sqrt{16 - x^2}}{2}$
- $y = \arctan x + \frac{x}{1 + x^2}$



**Finding an Equation of a Tangent Line** In Exercises 57–62, find an equation of the tangent line to the graph of the function at the given point.

- 57.  $y = 2 \arcsin x$ ,  $\left(\frac{1}{2}, \frac{\pi}{3}\right)$
- 58.  $y = -\frac{1}{4} \arccos x$ ,  $\left(-\frac{1}{2}, -\frac{\pi}{6}\right)$
- 59.  $y = \arctan \frac{x}{2}$ ,  $\left(2, \frac{\pi}{4}\right)$
- 60.  $y = \operatorname{arcsec} 4x$ ,  $\left(\frac{\sqrt{2}}{4}, \frac{\pi}{4}\right)$
- 61.  $y = 4x \arccos(x - 1)$ ,  $(1, 2\pi)$
- 62.  $y = 3x \arcsin x$ ,  $\left(\frac{1}{2}, \frac{\pi}{4}\right)$

**Finding Relative Extrema** In Exercises 63–66, find any relative extrema of the function.

- 63.  $f(x) = \operatorname{arcsec} x - x$
- 64.  $f(x) = \arcsin x - 2x$
- 65.  $f(x) = \arctan x - \arctan(x - 4)$
- 66.  $h(x) = \arcsin x - 2 \arctan x$



**Analyzing an Inverse Trigonometric Graph** In Exercises 67–70, analyze and sketch a graph of the function. Identify any relative extrema, points of inflection, and asymptotes. Use a graphing utility to verify your results.

- 67.  $f(x) = \arcsin(x - 1)$
- 68.  $f(x) = \arctan x + \frac{\pi}{2}$
- 69.  $f(x) = \operatorname{arcsec} 2x$
- 70.  $f(x) = \arccos \frac{x}{4}$

**Implicit Differentiation** In Exercises 71–74, use implicit differentiation to find an equation of the tangent line to the graph of the equation at the given point.

- 71.  $x^2 + x \arctan y = y - 1$ ,  $\left(-\frac{\pi}{4}, 1\right)$
- 72.  $\arctan(xy) = \arcsin(x + y)$ ,  $(0, 0)$
- 73.  $\arcsin x + \arcsin y = \frac{\pi}{2}$ ,  $\left(\frac{\sqrt{2}}{2}, \frac{\sqrt{2}}{2}\right)$
- 74.  $\arctan(x + y) = y^2 + \frac{\pi}{4}$ ,  $(1, 0)$

**75. Finding Values**

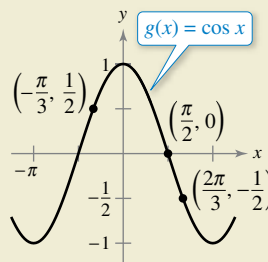
- (a) Use a graphing utility to evaluate  $\arcsin(\arcsin 0.5)$  and  $\arcsin(\arcsin 1)$ .
- (b) Let  $f(x) = \arcsin(\arcsin x)$ . Find the values of  $x$  in the interval  $-1 \leq x \leq 1$  such that  $f(x)$  is a real number.



**76. HOW DO YOU SEE IT?** The graph of  $g(x) = \cos x$  is shown below. Explain whether the points

$$\left(-\frac{1}{2}, \frac{2\pi}{3}\right), \left(0, \frac{\pi}{2}\right), \text{ and } \left(\frac{1}{2}, -\frac{\pi}{3}\right)$$

lie on the graph of  $y = \arccos x$ .



**EXPLORING CONCEPTS**

**77. Inverse Trigonometric Functions** Determine whether

$$\frac{\arcsin x}{\arccos x} = \arctan x.$$

**78. Inverse Trigonometric Functions** Determine whether each inverse trigonometric function can be defined as shown. Explain.

- (a)  $y = \operatorname{arcsec} x$ , Domain:  $x > 1$ , Range:  $-\frac{\pi}{2} < y < \frac{\pi}{2}$
- (b)  $y = \operatorname{arccsc} x$ , Domain:  $x > 1$ , Range:  $0 < y < \pi$

**79. Inverse Trigonometric Functions** Explain why  $\sin 2\pi = 0$  does not imply that  $\arcsin 0 = 2\pi$ .

**80. Inverse Trigonometric Functions** Explain why  $\tan \pi = 0$  does not imply that  $\arctan 0 = \pi$ .

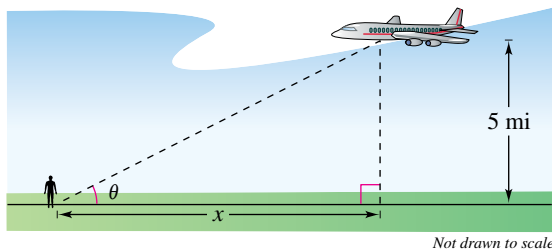
**Verifying Identities** In Exercises 81 and 82, verify each identity.

- 81. (a)  $\operatorname{arccsc} x = \arcsin \frac{1}{x}$ ,  $|x| \geq 1$
- (b)  $\arctan x + \arctan \frac{1}{x} = \frac{\pi}{2}$ ,  $x > 0$
- 82. (a)  $\arcsin(-x) = -\arcsin x$ ,  $|x| \leq 1$
- (b)  $\arccos(-x) = \pi - \arccos x$ ,  $|x| \leq 1$

**True or False?** In Exercises 83–86, determine whether the statement is true or false. If it is false, explain why or give an example that shows it is false.

- 83. The slope of the graph of the inverse tangent function is positive for all  $x$ .
- 84. The range of  $y = \arcsin x$  is  $[0, \pi]$ .
- 85.  $\frac{d}{dx}[\arctan(\tan x)] = 1$  for all  $x$  in the domain.
- 86.  $\arcsin^2 x + \arccos^2 x = 1$

- 87. Angular Rate of Change** An airplane flies at an altitude of 5 miles toward a point directly over an observer. Consider  $\theta$  and  $x$  as shown in the figure.



- (a) Write  $\theta$  as a function of  $x$ .
- (b) The speed of the plane is 400 miles per hour. Find  $d\theta/dt$  when  $x = 10$  miles and  $x = 3$  miles.
- 88. Writing** Repeat Exercise 87 for an altitude of 3 miles and describe how the altitude affects the rate of change of  $\theta$ .
- 89. Angular Rate of Change** In a free-fall experiment, an object is dropped from a height of 256 feet. A camera on the ground 500 feet from the point of impact records the fall of the object (see figure).

- (a) Find the position function that yields the height of the object at time  $t$ , assuming the object is released at time  $t = 0$ . At what time will the object reach ground level?
- (b) Find the rates of change of the angle of elevation of the camera when  $t = 1$  and  $t = 2$ .

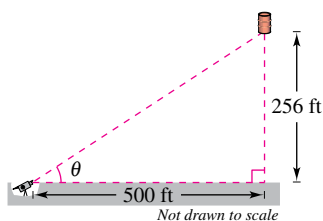


Figure for 89

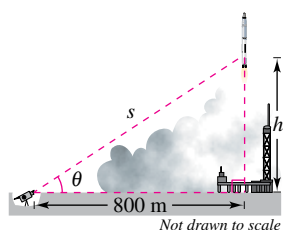


Figure for 90

- 90. Angular Rate of Change** A television camera at ground level is filming the lift-off of a rocket at a point 800 meters from the launch pad. Let  $\theta$  be the angle of elevation of the rocket and let  $s$  be the distance between the camera and the rocket (see figure). Write  $\theta$  as a function of  $s$  for the period of time when the rocket is moving vertically. Differentiate the result to find  $d\theta/dt$  in terms of  $s$  and  $ds/dt$ .

- 91. Maximizing an Angle** A billboard 85 feet wide is perpendicular to a straight road and is 40 feet from the road (see figure). Find the point on the road at which the angle  $\theta$  subtended by the billboard is a maximum.

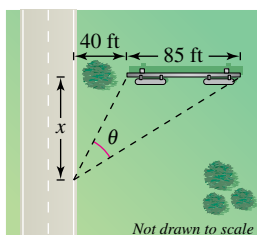


Figure for 91

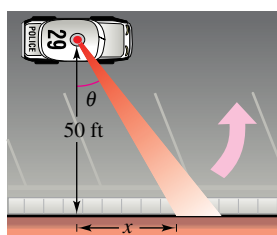


Figure for 92

- 92. Angular Speed** A patrol car is parked 50 feet from a long warehouse (see figure). The revolving light on top of the car turns at a rate of 30 revolutions per minute. Write  $\theta$  as a function of  $x$ . How fast is the light beam moving along the wall when the beam makes an angle of  $\theta = 45^\circ$  with the line perpendicular from the light to the wall?

- 93. Proof**
- (a) Prove that  $\arctan x + \arctan y = \arctan \frac{x+y}{1-xy}$ ,  $xy \neq 1$ .

- (b) Use the formula in part (a) to show that

$$\arctan \frac{1}{2} + \arctan \frac{1}{3} = \frac{\pi}{4}.$$


- 94. Proof** Prove each differentiation formula.

(a)  $\frac{d}{dx}[\arctan u] = \frac{u'}{1+u^2}$


(b)  $\frac{d}{dx}[\operatorname{arccot} u] = \frac{-u'}{1+u^2}$

(c)  $\frac{d}{dx}[\operatorname{arcsec} u] = \frac{u'}{|u|\sqrt{u^2-1}}$

(d)  $\frac{d}{dx}[\operatorname{arccsc} u] = \frac{-u'}{|u|\sqrt{u^2-1}}$

-  **95. Describing a Graph** Use a graphing utility to graph the function  $f(x) = \arccos x + \arcsin x$  on the interval  $[-1, 1]$ .

- (a) Describe the graph of  $f$ .
- (b) Verify the result of part (a) analytically.

-  **96. Think About It** Use a graphing utility to graph  $f(x) = \sin x$  and  $g(x) = \arcsin(\sin x)$ .

- (a) Explain why the graph of  $g$  is not the line  $y = x$ .
- (b) Determine the extrema of  $g$ .

- 97. Maximizing an Angle** In the figure, find the value of  $c$  in the interval  $[0, 4]$  on the  $x$ -axis that maximizes angle  $\theta$ .

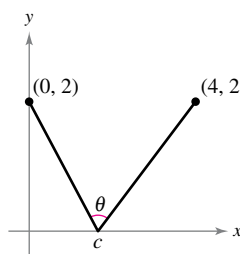


Figure for 97

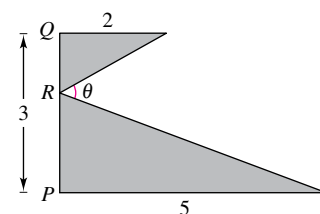


Figure for 98

- 98. Finding a Distance** In the figure, find  $PR$  such that  $0 \leq PR \leq 3$  and  $m\angle\theta$  is a maximum.

- 99. Proof** Prove that  $\arcsin x = \arctan\left(\frac{x}{\sqrt{1-x^2}}\right)$ ,  $|x| < 1$ .

- 100. Inverse Secant Function** Some calculus textbooks define the inverse secant function using the range  $[0, \pi/2) \cup [\pi, 3\pi/2)$ .

- (a) Sketch the graph  $y = \operatorname{arcsec} x$  using this range.

- (b) Show that  $y' = \frac{1}{x\sqrt{x^2-1}}$ .

## 5.8 Inverse Trigonometric Functions: Integration

- Integrate functions whose antiderivatives involve inverse trigonometric functions.
- Use the method of completing the square to integrate a function.
- Review the basic integration rules involving elementary functions.

### Integrals Involving Inverse Trigonometric Functions

The derivatives of the six inverse trigonometric functions fall into three pairs. In each pair, the derivative of one function is the negative of the other. For example,

$$\frac{d}{dx}[\arcsin x] = \frac{1}{\sqrt{1-x^2}}$$

and

$$\frac{d}{dx}[\arccos x] = -\frac{1}{\sqrt{1-x^2}}.$$

When listing the *antiderivative* that corresponds to each of the inverse trigonometric functions, you need to use only one member from each pair. It is conventional to use  $\arcsin x$  as the antiderivative of  $1/\sqrt{1-x^2}$ , rather than  $-\arccos x$ . The next theorem gives one antiderivative formula for each of the three pairs. The proofs of these integration rules are left to you (see Exercises 73–75).

#### ■ FOR FURTHER INFORMATION

For a detailed proof of rule 2 of Theorem 5.19, see the article “A Direct Proof of the Integral Formula for Arctangent” by Arnold J. Insel in *The College Mathematics Journal*. To view this article, go to [MathArticles.com](http://MathArticles.com).

#### THEOREM 5.19 Integrals Involving Inverse Trigonometric Functions

Let  $u$  be a differentiable function of  $x$ , and let  $a > 0$ .

1.  $\int \frac{du}{\sqrt{a^2 - u^2}} = \arcsin \frac{u}{a} + C$
2.  $\int \frac{du}{a^2 + u^2} = \frac{1}{a} \arctan \frac{u}{a} + C$
3.  $\int \frac{du}{u\sqrt{u^2 - a^2}} = \frac{1}{a} \operatorname{arcsec} \frac{|u|}{a} + C$

#### EXAMPLE 1 Integration with Inverse Trigonometric Functions

- a.  $\int \frac{dx}{\sqrt{4-x^2}} = \arcsin \frac{x}{2} + C$   $u = x, a = 2$
- b.  $\int \frac{dx}{2+9x^2} = \frac{1}{3} \int \frac{3 dx}{(\sqrt{2})^2 + (3x)^2}$   $u = 3x, a = \sqrt{2}$   
 $= \frac{1}{3\sqrt{2}} \arctan \frac{3x}{\sqrt{2}} + C$
- c.  $\int \frac{dx}{x\sqrt{4x^2-9}} = \int \frac{2 dx}{2x\sqrt{(2x)^2-3^2}}$   $u = 2x, a = 3$   
 $= \frac{1}{3} \operatorname{arcsec} \frac{|2x|}{3} + C$

The integrals in Example 1 are fairly straightforward applications of integration formulas. Unfortunately, this is not typical. The integration formulas for inverse trigonometric functions can be disguised in many ways.



**EXAMPLE 2** Integration by Substitution

Find  $\int \frac{dx}{\sqrt{e^{2x} - 1}}$ .

**Solution** As it stands, this integral does not fit any of the three inverse trigonometric formulas. Using the substitution  $u = e^x$ , however, produces

$$u = e^x \Rightarrow du = e^x dx \Rightarrow dx = \frac{du}{e^x} = \frac{du}{u}.$$

With this substitution, you can integrate as shown.

$$\begin{aligned} \int \frac{dx}{\sqrt{e^{2x} - 1}} &= \int \frac{dx}{\sqrt{(e^x)^2 - 1}} && \text{Write } e^{2x} \text{ as } (e^x)^2. \\ &= \int \frac{du/u}{\sqrt{u^2 - 1}} && \text{Substitute.} \\ &= \int \frac{du}{u\sqrt{u^2 - 1}} && \text{Rewrite to fit Arcsecant Rule.} \\ &= \operatorname{arcsec} \frac{|u|}{1} + C && \text{Apply Arcsecant Rule.} \\ &= \operatorname{arcsec} e^x + C && \text{Back-substitute.} \end{aligned}$$

▷ **TECHNOLOGY PITFALL** A symbolic integration utility can be useful for integrating functions such as the one in Example 2. In some cases, however, the utility may fail to find an antiderivative for two reasons. First, some elementary functions do not have antiderivatives that are elementary functions. Second, every utility has limitations—you might have entered a function that the utility was not programmed to handle. You should also remember that antiderivatives involving trigonometric functions or logarithmic functions can be written in many different forms. For instance, one utility found the integral in Example 2 to be

$$\int \frac{dx}{\sqrt{e^{2x} - 1}} = \arctan \sqrt{e^{2x} - 1} + C.$$

Try showing that this antiderivative is equivalent to the one found in Example 2.

**EXAMPLE 3** Rewriting as the Sum of Two Quotients

Find  $\int \frac{x + 2}{\sqrt{4 - x^2}} dx$ .

**Solution** This integral does not appear to fit any of the basic integration formulas. By splitting the integrand into two parts, however, you can see that the first part can be found with the Power Rule and the second part yields an inverse sine function.

$$\begin{aligned} \int \frac{x + 2}{\sqrt{4 - x^2}} dx &= \int \frac{x}{\sqrt{4 - x^2}} dx + \int \frac{2}{\sqrt{4 - x^2}} dx \\ &= -\frac{1}{2} \int (4 - x^2)^{-1/2} (-2x) dx + 2 \int \frac{1}{\sqrt{4 - x^2}} dx \\ &= -\frac{1}{2} \left[ \frac{(4 - x^2)^{1/2}}{1/2} \right] + 2 \arcsin \frac{x}{2} + C \\ &= -\sqrt{4 - x^2} + 2 \arcsin \frac{x}{2} + C \end{aligned}$$

### Completing the Square

Completing the square helps when quadratic functions are involved in the integrand. For example, the quadratic  $x^2 + bx + c$  can be written as the difference of two squares by adding and subtracting  $(b/2)^2$ .

$$x^2 + bx + c = x^2 + bx + \left(\frac{b}{2}\right)^2 - \left(\frac{b}{2}\right)^2 + c = \left(x + \frac{b}{2}\right)^2 - \left(\frac{b}{2}\right)^2 + c$$

#### EXAMPLE 4 Completing the Square

•••▶ See [LarsonCalculus.com](http://LarsonCalculus.com) for an interactive version of this type of example.

Find  $\int \frac{dx}{x^2 - 4x + 7}$ .

**Solution** You can write the denominator as the sum of two squares, as shown.

$$x^2 - 4x + 7 = (x^2 - 4x + 4) - 4 + 7 = (x - 2)^2 + 3 = u^2 + a^2$$

Now, in this completed square form, let  $u = x - 2$  and  $a = \sqrt{3}$ .

$$\int \frac{dx}{x^2 - 4x + 7} = \int \frac{dx}{(x - 2)^2 + 3} = \frac{1}{\sqrt{3}} \arctan \frac{x - 2}{\sqrt{3}} + C$$

When the leading coefficient is not 1, it helps to factor before completing the square. For instance, you can complete the square of  $2x^2 - 8x + 10$  by factoring first.

$$\begin{aligned} 2x^2 - 8x + 10 &= 2(x^2 - 4x + 5) \\ &= 2(x^2 - 4x + 4 - 4 + 5) \\ &= 2[(x - 2)^2 + 1] \end{aligned}$$

To complete the square when the coefficient of  $x^2$  is negative, use the same factoring process shown above. For instance, you can complete the square for  $3x - x^2$  as shown.

$$3x - x^2 = -(x^2 - 3x) = -\left[x^2 - 3x + \left(\frac{3}{2}\right)^2 - \left(\frac{3}{2}\right)^2\right] = \left(\frac{3}{2}\right)^2 - \left(x - \frac{3}{2}\right)^2$$

#### EXAMPLE 5 Completing the Square

Find the area of the region bounded by the graph of

$$f(x) = \frac{1}{\sqrt{3x - x^2}}$$

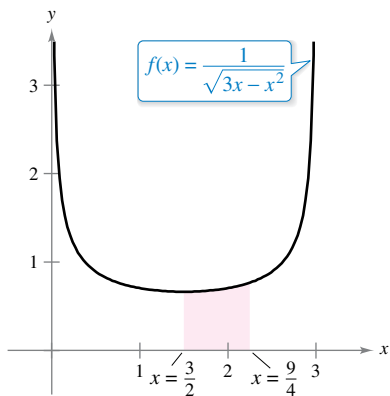
the  $x$ -axis, and the lines  $x = \frac{3}{2}$  and  $x = \frac{9}{4}$ .

**Solution** In Figure 5.28, you can see that the area is

$$\begin{aligned} \text{Area} &= \int_{3/2}^{9/4} \frac{1}{\sqrt{3x - x^2}} dx \\ &= \int_{3/2}^{9/4} \frac{dx}{\sqrt{(3/2)^2 - [x - (3/2)]^2}} \\ &= \arcsin \frac{x - (3/2)}{3/2} \Big|_{3/2}^{9/4} \\ &= \arcsin \frac{1}{2} - \arcsin 0 \end{aligned}$$

Use completed square form derived above.

$$\begin{aligned} &= \frac{\pi}{6} \\ &\approx 0.524. \end{aligned}$$



The area of the region bounded by the graph of  $f$ , the  $x$ -axis,  $x = \frac{3}{2}$ , and  $x = \frac{9}{4}$  is  $\pi/6$ .

Figure 5.28

## Review of Basic Integration Rules

You have now completed the introduction of the **basic integration rules**. To be efficient at applying these rules, you should have practiced enough so that each rule is committed to memory.

### BASIC INTEGRATION RULES ( $a > 0$ )

- |   |   |
|---|---|
| 1. $\int kf(u) du = k \int f(u) du$                                   | 2. $\int [f(u) \pm g(u)] du = \int f(u) du \pm \int g(u) du$                                  |
| 3. $\int du = u + C$  | 4. $\int u^n du = \frac{u^{n+1}}{n+1} + C, \quad n \neq -1$                                   |
| 5. $\int \frac{du}{u} = \ln u  + C$                                   | 6. $\int e^u du = e^u + C$  |
| 7. $\int a^u du = \left(\frac{1}{\ln a}\right)a^u + C$                | 8. $\int \sin u du = -\cos u + C$   |
| 9. $\int \cos u du = \sin u + C$                                      | 10. $\int \tan u du = -\ln \cos u  + C$   |
| 11. $\int \cot u du = \ln \sin u  + C$                                | 12. $\int \sec u du = \ln \sec u + \tan u  + C$   |
| 13. $\int \csc u du = -\ln \csc u + \cot u  + C$                      | 14. $\int \sec^2 u du = \tan u + C$   |
| 15. $\int \csc^2 u du = -\cot u + C$                                  | 16. $\int \sec u \tan u du = \sec u + C$  |
| 17. $\int \csc u \cot u du = -\csc u + C$                             | 18. $\int \frac{du}{\sqrt{a^2 - u^2}} = \arcsin \frac{u}{a} + C$                              |
| 19. $\int \frac{du}{a^2 + u^2} = \frac{1}{a} \arctan \frac{u}{a} + C$ | 20. $\int \frac{du}{u\sqrt{u^2 - a^2}} = \frac{1}{a} \operatorname{arcsec} \frac{ u }{a} + C$ |

You can learn a lot about the nature of integration by comparing this list with the summary of differentiation rules given in the preceding section. For differentiation, you now have rules that allow you to differentiate *any* elementary function. For integration, this is far from true.

The integration rules listed above are primarily those that were happened on during the development of differentiation rules. So far, you have not learned any rules or techniques for finding the antiderivative of a general product or quotient, the natural logarithmic function, or the inverse trigonometric functions. More important, you cannot apply any of the rules in this list unless you can create the proper  $du$  corresponding to the  $u$  in the formula. The point is that you need to work more on integration techniques, which you will do in Chapter 8. The next two examples should give you a better feeling for the integration problems that you *can* and *cannot* solve with the techniques and rules you now know.

**EXAMPLE 6** Comparing Integration Problems

Find as many of the following integrals as you can using the formulas and techniques you have studied so far in the text.

a.  $\int \frac{dx}{x\sqrt{x^2 - 1}}$

b.  $\int \frac{x dx}{\sqrt{x^2 - 1}}$

c.  $\int \frac{dx}{\sqrt{x^2 - 1}}$

**Solution**

a. You *can* find this integral (it fits the Arcsecant Rule).

$$\int \frac{dx}{x\sqrt{x^2 - 1}} = \operatorname{arcsec}|x| + C$$

b. You *can* find this integral (it fits the Power Rule).

$$\begin{aligned} \int \frac{x dx}{\sqrt{x^2 - 1}} &= \frac{1}{2} \int (x^2 - 1)^{-1/2} (2x) dx \\ &= \frac{1}{2} \left[ \frac{(x^2 - 1)^{1/2}}{1/2} \right] + C \\ &= \sqrt{x^2 - 1} + C \end{aligned}$$

c. You *cannot* find this integral using the techniques you have studied so far. (You should scan the list of basic integration rules to verify this conclusion.)

**EXAMPLE 7** Comparing Integration Problems

Find as many of the following integrals as you can using the formulas and techniques you have studied so far in the text.

a.  $\int \frac{dx}{x \ln x}$

b.  $\int \frac{\ln x dx}{x}$

c.  $\int \ln x dx$

**Solution**

a. You *can* find this integral (it fits the Log Rule).

$$\begin{aligned} \int \frac{dx}{x \ln x} &= \int \frac{1/x}{\ln x} dx \\ &= \ln|\ln x| + C \end{aligned}$$

b. You *can* find this integral (it fits the Power Rule).

$$\begin{aligned} \int \frac{\ln x dx}{x} &= \int \left(\frac{1}{x}\right) (\ln x)^1 dx \\ &= \frac{(\ln x)^2}{2} + C \end{aligned}$$

c. You *cannot* find this integral using the techniques you have studied so far.

•• **REMARK** Note in Examples 6 and 7 that the *simplest* functions are the ones that you cannot yet integrate.



## 5.8 Exercises

See [CalcChat.com](http://CalcChat.com) for tutorial help and worked-out solutions to odd-numbered exercises.

### CONCEPT CHECK

**1. Integration Rules** Decide whether you can find each integral using the formulas and techniques you have studied so far. Explain.

(a)  $\int \frac{2 dx}{\sqrt{x^2 + 4}}$

(b)  $\int \frac{dx}{x\sqrt{x^2 - 9}}$

**2. Completing the Square** In your own words, describe the process of completing the square of a quadratic function. Explain when completing the square is useful for finding an integral.



**Finding an Indefinite Integral** In Exercises 3–22, find the indefinite integral.

3.  $\int \frac{dx}{\sqrt{9 - x^2}}$

4.  $\int \frac{dx}{\sqrt{1 - 4x^2}}$

5.  $\int \frac{1}{x\sqrt{4x^2 - 1}} dx$

6.  $\int \frac{12}{1 + 9x^2} dx$

7.  $\int \frac{1}{\sqrt{1 - (x + 1)^2}} dx$

8.  $\int \frac{7}{4 + (3 - x)^2} dx$

9.  $\int \frac{t}{\sqrt{1 - t^4}} dt$

10.  $\int \frac{1}{x\sqrt{x^4 - 4}} dx$

11.  $\int \frac{t}{t^4 + 25} dt$

12.  $\int \frac{1}{x\sqrt{1 - (\ln x)^2}} dx$

13.  $\int \frac{e^{2x}}{4 + e^{4x}} dx$

14.  $\int \frac{5}{x\sqrt{9x^2 - 11}} dx$

15.  $\int \frac{-\csc x \cot x}{\sqrt{25 - \csc^2 x}} dx$

16.  $\int \frac{\sin x}{7 + \cos^2 x} dx$

17.  $\int \frac{1}{\sqrt{x}\sqrt{1 - x}} dx$

18.  $\int \frac{3}{2\sqrt{x}(1 + x)} dx$

19.  $\int \frac{x - 3}{x^2 + 1} dx$

20.  $\int \frac{x^2 + 8}{x\sqrt{x^2 - 4}} dx$

21.  $\int \frac{x + 5}{\sqrt{9 - (x - 3)^2}} dx$

22.  $\int \frac{x - 2}{(x + 1)^2 + 4} dx$



**Evaluating a Definite Integral** In Exercises 23–34, evaluate the definite integral.

23.  $\int_0^{1/6} \frac{3}{\sqrt{1 - 9x^2}} dx$

24.  $\int_0^{\sqrt{2}} \frac{1}{\sqrt{4 - x^2}} dx$

25.  $\int_0^{\sqrt{3}/2} \frac{1}{1 + 4x^2} dx$

26.  $\int_{\sqrt{3}}^3 \frac{1}{x\sqrt{4x^2 - 9}} dx$

27.  $\int_1^7 \frac{1}{9 + (x + 2)^2} dx$

28.  $\int_1^4 \frac{1}{x\sqrt{16x^2 - 5}} dx$

29.  $\int_0^{\ln 5} \frac{e^x}{1 + e^{2x}} dx$

30.  $\int_{\ln 2}^{\ln 4} \frac{e^{-x}}{\sqrt{1 - e^{-2x}}} dx$

31.  $\int_{\pi/2}^{\pi} \frac{\sin x}{1 + \cos^2 x} dx$

32.  $\int_0^{\pi/2} \frac{\cos x}{1 + \sin^2 x} dx$

33.  $\int_0^{1/\sqrt{2}} \frac{\arcsin x}{\sqrt{1 - x^2}} dx$

34.  $\int_0^{1/\sqrt{2}} \frac{\arccos x}{\sqrt{1 - x^2}} dx$



**Completing the Square** In Exercises 35–42, find or evaluate the integral by completing the square.

35.  $\int_0^2 \frac{dx}{x^2 - 2x + 2}$

36.  $\int_{-2}^3 \frac{dx}{x^2 + 4x + 8}$

37.  $\int \frac{dx}{\sqrt{-2x^2 + 8x + 4}}$

38.  $\int \frac{dx}{3x^2 - 6x + 12}$

39.  $\int \frac{1}{\sqrt{-x^2 - 4x}} dx$

40.  $\int \frac{2}{\sqrt{-x^2 + 4x}} dx$

41.  $\int_2^3 \frac{2x - 3}{\sqrt{4x - x^2}} dx$

42.  $\int_3^4 \frac{1}{(x - 1)\sqrt{x^2 - 2x}} dx$



**Integration by Substitution** In Exercises 43–46, use the specified substitution to find or evaluate the integral.

43.  $\int \sqrt{e^t - 3} dt$   
 $u = \sqrt{e^t - 3}$

44.  $\int \frac{\sqrt{x - 2}}{x + 1} dx$   
 $u = \sqrt{x - 2}$

45.  $\int_1^3 \frac{dx}{\sqrt{x}(1 + x)}$   
 $u = \sqrt{x}$

46.  $\int_0^1 \frac{dx}{2\sqrt{3 - x}\sqrt{x + 1}}$   
 $u = \sqrt{x + 1}$



**Comparing Integration Problems** In Exercises 47–50, find the indefinite integrals, if possible, using the formulas and techniques you have studied so far in the text.

47. (a)  $\int \frac{1}{\sqrt{1 - x^2}} dx$

48. (a)  $\int e^{x^2} dx$

(b)  $\int \frac{x}{\sqrt{1 - x^2}} dx$

(b)  $\int xe^{x^2} dx$

(c)  $\int \frac{1}{x\sqrt{1 - x^2}} dx$

(c)  $\int \frac{1}{x^2} e^{1/x} dx$

49. (a)  $\int \sqrt{x - 1} dx$

50. (a)  $\int \frac{1}{1 + x^4} dx$

(b)  $\int x\sqrt{x - 1} dx$

(b)  $\int \frac{x}{1 + x^4} dx$

(c)  $\int \frac{x}{\sqrt{x - 1}} dx$

(c)  $\int \frac{x^3}{1 + x^4} dx$

**EXPLORING CONCEPTS**

**Comparing Antiderivatives** In Exercises 51 and 52, show that the antiderivatives are equivalent.

51.  $\int \frac{3x^2}{\sqrt{1-x^6}} dx = \arcsin x^3 + C$  or  $\arccos \sqrt{1-x^6} + C$

52.  $\int \frac{6}{4+9x^2} dx = \arctan \frac{3x}{2} + C$  or  $\operatorname{arccsc} \frac{\sqrt{4+9x^2}}{3x} + C$

53. **Inverse Trigonometric Functions** The antiderivative of

$$\int \frac{1}{\sqrt{1-x^2}} dx$$

can be either  $\arcsin x + C$  or  $-\arccos x + C$ . Does this mean that  $\arcsin x = -\arccos x$ ? Explain.

**Slope Field** In Exercises 57–60, use a graphing utility to graph the slope field for the differential equation and graph the particular solution satisfying the specified initial condition.

57.  $\frac{dy}{dx} = \frac{10}{x\sqrt{x^2-1}}$   
 $y(3) = 0$

58.  $\frac{dy}{dx} = \frac{1}{12+x^2}$   
 $y(4) = 2$

59.  $\frac{dy}{dx} = \frac{2y}{\sqrt{16-x^2}}$   
 $y(0) = 2$

60.  $\frac{dy}{dx} = \frac{\sqrt{y}}{1+x^2}$   
 $y(0) = 4$

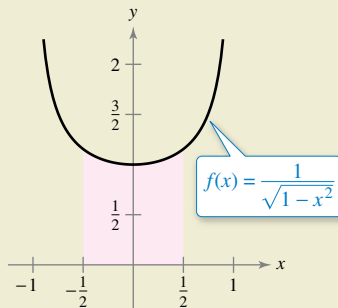
**Differential Equation** In Exercises 61 and 62, find the particular solution of the differential equation that satisfies the initial condition.

61.  $\frac{dy}{dx} = \frac{1}{\sqrt{4-x^2}}$   
 $y(0) = \pi$

62.  $\frac{dy}{dx} = \frac{1}{4+x^2}$   
 $y(2) = \pi$



54. **HOW DO YOU SEE IT?** Using the graph, which value best approximates the area of the region between the  $x$ -axis and the function over the interval  $[-\frac{1}{2}, \frac{1}{2}]$ ? Explain.

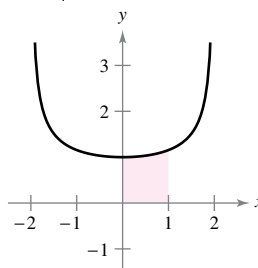


- (a) -3 (b)  $\frac{1}{2}$  (c) 1 (d) 2 (e) 4

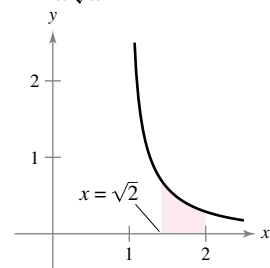


**Area** In Exercises 63–66, find the area of the given region. Use a graphing utility to verify your result.

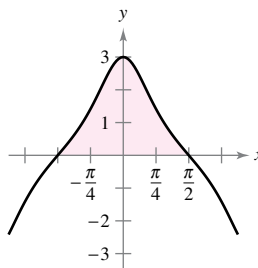
63.  $y = \frac{2}{\sqrt{4-x^2}}$



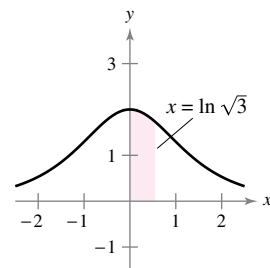
64.  $y = \frac{1}{x\sqrt{x^2-1}}$



65.  $y = \frac{3 \cos x}{1 + \sin^2 x}$



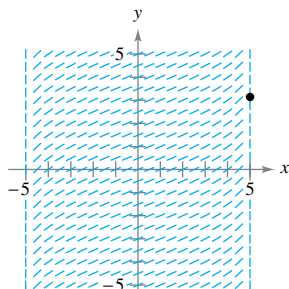
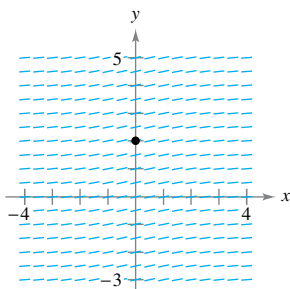
66.  $y = \frac{4e^x}{1 + e^{2x}}$



**Slope Field** In Exercises 55 and 56, a differential equation, a point, and a slope field are given. (a) Sketch two approximate solutions of the differential equation on the slope field, one of which passes through the given point. (To print an enlarged copy of the graph, go to *MathGraphs.com*.) (b) Use integration and the given point to find the particular solution of the differential equation and use a graphing utility to graph the solution. Compare the result with the sketch in part (a) that passes through the given point.

55.  $\frac{dy}{dx} = \frac{2}{9+x^2}$ ,  $(0, 2)$

56.  $\frac{dy}{dx} = \frac{2}{\sqrt{25-x^2}}$ ,  $(5, \pi)$



67. **Area**

(a) Sketch the region whose area is represented by

$$\int_0^1 \arcsin x dx.$$



(b) Use the integration capabilities of a graphing utility to approximate the area.

(c) Find the exact area analytically.

**68. Approximating Pi**

(a) Show that

$$\int_0^1 \frac{4}{1+x^2} dx = \pi.$$

(b) Approximate the number  $\pi$  by using the integration capabilities of a graphing utility.**69. Investigation** Consider the function

$$F(x) = \frac{1}{2} \int_x^{x+2} \frac{2}{t^2+1} dt.$$

(a) Write a short paragraph giving a geometric interpretation of the function  $F(x)$  relative to the function


$$f(x) = \frac{2}{x^2+1}.$$

Use what you have written to guess the value of  $x$  that will make  $F$  maximum.(b) Perform the specified integration to find an alternative form of  $F(x)$ . Use calculus to locate the value of  $x$  that will make  $F$  maximum and compare the result with your guess in part (a).**70. Comparing Integrals** Consider the integral

$$\int \frac{1}{\sqrt{6x-x^2}} dx.$$

(a) Find the integral by completing the square of the radicand.

(b) Find the integral by making the substitution  $u = \sqrt{x}$ .

 (c) The antiderivatives in parts (a) and (b) appear to be significantly different. Use a graphing utility to graph each antiderivative in the same viewing window and determine the relationship between them. Find the domain of each.

**True or False?** In Exercises 71 and 72, determine whether the statement is true or false. If it is false, explain why or give an example that shows it is false.

$$71. \int \frac{dx}{3x\sqrt{9x^2-16}} = \frac{1}{4} \operatorname{arcsec} \frac{3x}{4} + C$$

$$72. \int \frac{dx}{25+x^2} = \frac{1}{25} \arctan \frac{x}{25} + C$$

**Verifying an Integration Rule** In Exercises 73–75, verify the rule by differentiating. Let  $a > 0$ .

$$73. \int \frac{du}{\sqrt{a^2-u^2}} = \arcsin \frac{u}{a} + C$$

$$74. \int \frac{du}{a^2+u^2} = \frac{1}{a} \arctan \frac{u}{a} + C$$

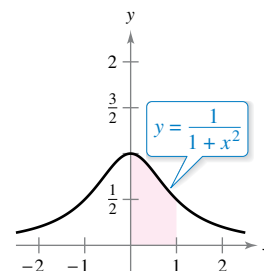
$$75. \int \frac{du}{u\sqrt{u^2-a^2}} = \frac{1}{a} \operatorname{arcsec} \frac{|u|}{a} + C$$


**76. Proof** Graph  $y_1 = \frac{x}{1+x^2}$ ,  $y_2 = \arctan x$ , and  $y_3 = x$  on

$[0, 10]$ . Prove that  $\frac{x}{1+x^2} < \arctan x < x$  for  $x > 0$ .

**77. Numerical Integration**

(a) Write an integral that represents the area of the region in the figure.

(b) Use the Midpoint Rule with  $n = 8$  to estimate the area of the region.(c) Explain how you can use the results of parts (a) and (b) to estimate  $\pi$ .

 **78. Vertical Motion** An object is projected upward from ground level with an initial velocity of 500 feet per second. In this exercise, the goal is to analyze the motion of the object during its upward flight.

(a) If air resistance is neglected, find the velocity of the object as a function of time. Use a graphing utility to graph this function.

(b) Use the result of part (a) to find the position function and determine the maximum height attained by the object.

(c) If the air resistance is proportional to the square of the velocity, you obtain the equation

$$\frac{dv}{dt} = -(32 + kv^2)$$

where 32 feet per second per second is the acceleration due to gravity and  $k$  is a constant. Find the velocity as a function of time by solving the equation

$$\int \frac{dv}{32 + kv^2} = - \int dt.$$


(d) Use a graphing utility to graph the velocity function  $v(t)$  in part (c) for  $k = 0.001$ . Use the graph to approximate the time  $t_0$  at which the object reaches its maximum height.

(e) Use the integration capabilities of a graphing utility to approximate the integral

$$\int_0^{t_0} v(t) dt$$

where  $v(t)$  and  $t_0$  are those found in part (d). This is the approximation of the maximum height of the object.

(f) Explain the difference between the results in parts (b) and (e).

 **FOR FURTHER INFORMATION** For more information on this topic, see the article “What Goes Up Must Come Down; Will Air Resistance Make It Return Sooner, or Later?” by John Lekner in *Mathematics Magazine*. To view this article, go to [MathArticles.com](http://MathArticles.com).

# Review Exercises

See [CalcChat.com](http://CalcChat.com) for tutorial help and worked-out solutions to odd-numbered exercises.

**Sketching a Graph** In Exercises 1 and 2, sketch the graph of the function and state its domain.

1.  $f(x) = \ln x - 3$                       2.  $f(x) = \ln(x + 3)$

**Using Properties of Logarithms** In Exercises 3 and 4, use the properties of logarithms to approximate the indicated logarithms, given that  $\ln 4 \approx 1.3863$  and  $\ln 5 \approx 1.6094$ .

3. (a)  $\ln 20$       (b)  $\ln \frac{4}{5}$       (c)  $\ln 625$       (d)  $\ln \sqrt{5}$   
 4. (a)  $\ln 0.0625$       (b)  $\ln \frac{5}{4}$       (c)  $\ln 16$       (d)  $\ln \sqrt[3]{80}$

**Expanding a Logarithmic Expression** In Exercises 5 and 6, use the properties of logarithms to expand the logarithmic expression.

5.  $\ln \sqrt[5]{\frac{4x^2 - 1}{4x^2 + 1}}$   
 6.  $\ln[(x^2 + 1)(x - 1)]$

**Condensing a Logarithmic Expression** In Exercises 7 and 8, write the expression as the logarithm of a single quantity.

7.  $\ln 3 + \frac{1}{3} \ln(4 - x^2) - \ln x$   
 8.  $3[\ln x - 2 \ln(x^2 + 1)] + 2 \ln 5$

**Finding a Derivative** In Exercises 9–16, find the derivative of the function.

9.  $g(x) = \ln \sqrt{2x}$   
 10.  $f(x) = \ln(3x^2 + 2x)$   
 11.  $f(x) = x\sqrt{\ln x}$   
 12.  $f(x) = [\ln(2x)]^3$   
 13.  $y = \ln \sqrt{\frac{x^2 + 4}{x^2 - 4}}$   
 14.  $y = \ln \frac{4x}{x - 6}$   
 15.  $y = \frac{1}{\ln(1 - 7x)}$   
 16.  $y = \frac{\ln 5x}{1 - x}$

**Finding an Equation of a Tangent Line** In Exercises 17 and 18, find an equation of the tangent line to the graph of the function at the given point.

17.  $y = \ln(2 + x) + \frac{2}{2 + x}$ ,  $(-1, 2)$   
 18.  $y = 2x^2 + \ln x^2$ ,  $(1, 2)$

**Logarithmic Differentiation** In Exercises 19 and 20, use logarithmic differentiation to find  $dy/dx$ .

19.  $y = x^2\sqrt{x-1}$ ,  $x > 1$       20.  $y = \frac{x+2}{\sqrt{3x-2}}$ ,  $x > \frac{2}{3}$

**Finding an Indefinite Integral** In Exercises 21–26, find the indefinite integral.

21.  $\int \frac{1}{7x - 2} dx$                       22.  $\int \frac{x^2}{x^3 + 1} dx$   
 23.  $\int \frac{\sin x}{1 + \cos x} dx$                       24.  $\int \frac{\ln \sqrt{x}}{x} dx$   
 25.  $\int \frac{x^2 - 6x + 1}{x^2 + 1} dx$                       26.  $\int \frac{dx}{\sqrt{x}(2\sqrt{x} + 5)}$

**Evaluating a Definite Integral** In Exercises 27–30, evaluate the definite integral.

27.  $\int_1^4 \frac{2x + 1}{2x} dx$   
 28.  $\int_1^e \frac{\ln x}{x} dx$   
 29.  $\int_0^{\pi/3} \sec \theta d\theta$   
 30.  $\int_0^{\pi} \tan \frac{\theta}{3} d\theta$

**Area** In Exercises 31 and 32, find the area of the region bounded by the graphs of the equations. Use a graphing utility to verify your result.

31.  $y = \frac{6x^2}{x^3 - 2}$ ,  $x = 3$ ,  $x = 5$ ,  $y = 0$   
 32.  $y = x + \csc \frac{\pi x}{12}$ ,  $x = 2$ ,  $x = 6$ ,  $y = 0$

**Finding an Inverse Function** In Exercises 33–38, (a) find the inverse function of  $f$ , (b) graph  $f$  and  $f^{-1}$  on the same set of coordinate axes, (c) verify that  $f^{-1}(f(x)) = x$  and  $f(f^{-1}(x)) = x$ , and (d) state the domains and ranges of  $f$  and  $f^{-1}$ .

33.  $f(x) = \frac{1}{2}x - 3$   
 34.  $f(x) = 5x - 7$   
 35.  $f(x) = \sqrt{x + 1}$   
 36.  $f(x) = x^3 + 2$   
 37.  $f(x) = \sqrt[3]{x + 1}$   
 38.  $f(x) = x^2 - 5$ ,  $x \geq 0$

**Evaluating the Derivative of an Inverse Function** In Exercises 39–42, verify that  $f$  has an inverse function. Then use the function  $f$  and the given real number  $a$  to find  $(f^{-1})'(a)$ . (*Hint:* Use Theorem 5.9.)

39.  $f(x) = x^3 + 2$ ,  $a = -1$   
 40.  $f(x) = x\sqrt{x - 3}$ ,  $a = 4$   
 41.  $f(x) = \tan x$ ,  $-\frac{\pi}{4} \leq x \leq \frac{\pi}{4}$ ,  $a = \frac{\sqrt{3}}{3}$   
 42.  $f(x) = \cos x$ ,  $0 \leq x \leq \pi$ ,  $a = 0$



**Solving an Exponential or Logarithmic Equation** In Exercises 43–46, solve for  $x$  accurate to three decimal places.


43.  $e^{3x} = 30$   
 44.  $-4 + 3e^{-2x} = 6$   
 45.  $\ln \sqrt{x+1} = 2$   
 46.  $\ln x + \ln(x-3) = 0$

**Finding a Derivative** In Exercises 47–52, find the derivative of the function.

47.  $g(t) = t^2 e^t$       48.  $g(x) = \ln \frac{e^x}{1+e^x}$   
 49.  $y = \sqrt{e^{2x} + e^{-2x}}$       50.  $h(z) = e^{-z^2/2}$   
 51.  $g(x) = \frac{x^3}{e^{2x}}$       52.  $y = 3e^{-3/t}$

**Finding an Equation of a Tangent Line** In Exercises 53 and 54, find an equation of the tangent line to the graph of the function at the given point.

53.  $f(x) = e^{6x}$ ,  $(0, 1)$   
 54.  $h(x) = -xe^{2-x}$ ,  $(2, -2)$

 **Finding Extrema and Points of Inflection** In Exercises 55 and 56, find the extrema and points of inflection (if any exist) of the function. Use a graphing utility to graph the function and confirm your results.

55.  $f(x) = (x+1)e^{-x}$       56.  $g(x) = \frac{1}{\sqrt{2\pi}} e^{-(x-5)^2/2}$


**Finding an Indefinite Integral** In Exercises 57–60, find the indefinite integral.

57.  $\int xe^{1-x^2} dx$       58.  $\int x^2 e^{x^3+1} dx$   
 59.  $\int \frac{e^{4x} - e^{2x} + 1}{e^x} dx$       60.  $\int \frac{e^{2x} - e^{-2x}}{e^{2x} + e^{-2x}} dx$

**Evaluating a Definite Integral** In Exercises 61–64, evaluate the definite integral.

61.  $\int_0^1 xe^{-3x^2} dx$       62.  $\int_{1/2}^2 \frac{e^{1/x}}{x^2} dx$   
 63.  $\int_1^3 \frac{e^x}{e^x - 1} dx$       64.  $\int_{1/4}^5 \frac{e^{4x} + 1}{4x + e^{4x}} dx$

65. **Area** Find the area of the region bounded by the graphs of  $y = 2e^{-x}$ ,  $y = 0$ ,  $x = 0$ , and  $x = 2$ .

 66. **Depreciation** The value  $V$  of an item  $t$  years after it is purchased is  $V = 9000e^{-0.6t}$ ,  $0 \leq t \leq 5$ .

- (a) Use a graphing utility to graph the function.  
 (b) Find the rates of change of  $V$  with respect to  $t$  when  $t = 1$  and  $t = 4$ .  
 (c) Use a graphing utility to graph the tangent lines to the function when  $t = 1$  and  $t = 4$ .

**Sketching a Graph** In Exercises 67 and 68, sketch the graph of the function.

67.  $y = 3^{x/2}$       68.  $y = \left(\frac{1}{4}\right)^x$

**Solving an Equation** In Exercises 69–74, solve the equation accurate to three decimal places.

69.  $4^{1-x} = 52$       70.  $2(3^{x+2}) = 17$   
 71.  $\left(1 + \frac{0.03}{12}\right)^{12t} = 3$       72.  $\left(1 + \frac{0.06}{365}\right)^{365t} = 2$   
 73.  $\log_6(x+1) = 2$       74.  $\log_5 x^2 = 4.1$

**Finding a Derivative** In Exercises 75–82, find the derivative of the function.

75.  $f(x) = 3^{x-1}$       76.  $f(x) = 5^{3x}$   
 77.  $g(t) = \frac{2^{3t}}{t^2}$       78.  $f(x) = x(4^{-3x})$   
 79.  $g(x) = \log_3 \sqrt{1-x}$       80.  $h(x) = \log_5 \frac{x}{x-1}$   
 81.  $y = x^{2x+1}$       82.  $y = (3x+5)^x$

**Finding an Indefinite Integral** In Exercises 83 and 84, find the indefinite integral.

83.  $\int (x+1)5^{(x+1)^2} dx$       84.  $\int \frac{2^{-1/t}}{t^2} dt$

**Evaluating a Definite Integral** In Exercises 85 and 86, evaluate the definite integral.

85.  $\int_1^2 6^x dx$       86.  $\int_{-4}^0 9^{x/2} dx$

### 87. Compound Interest


- (a) A deposit of \$550 is made in a savings account that pays an annual interest rate of 1% compounded monthly. What is the balance after 11 years?  
 (b) How large a deposit, at 5% interest compounded continuously, must be made to obtain a balance of \$10,000 in 15 years?  
 (c) A deposit earns interest at a rate of  $r$  percent compounded continuously and doubles in value in 10 years. Find  $r$ .

88. **Climb Rate** The time  $t$  (in minutes) for a small plane to climb to an altitude of  $h$  feet is

$$t = 50 \log_{10} \frac{18,000}{18,000 - h}$$

where 18,000 feet is as high as the plane can fly.

- (a) Determine the domain of the function appropriate for the context of the problem.

 (b) Use a graphing utility to graph the function and identify any asymptotes.

- (c) Find the time when the altitude is increasing at the greatest rate.

**Evaluating a Limit** In Exercises 89–96, use L'Hôpital's Rule to evaluate the limit.

89.  $\lim_{x \rightarrow 1} \frac{(\ln x)^2}{x - 1}$
90.  $\lim_{x \rightarrow 0} \frac{\sin \pi x}{\sin 5\pi x}$
91.  $\lim_{x \rightarrow \infty} \frac{e^{2x}}{x^2}$
92.  $\lim_{x \rightarrow \infty} x e^{-x^2}$
93.  $\lim_{x \rightarrow \infty} (\ln x)^{2/x}$
94.  $\lim_{x \rightarrow 1^+} (x - 1)^{\ln x}$
95.  $\lim_{n \rightarrow \infty} 1000 \left(1 + \frac{0.09}{n}\right)^n$
96.  $\lim_{x \rightarrow \infty} \left(1 + \frac{4}{x}\right)^x$

**Evaluating an Expression** In Exercises 97 and 98, evaluate each expression without using a calculator. (*Hint:* Make a sketch of a right triangle.)

97. (a)  $\sin(\arcsin \frac{1}{2})$   
(b)  $\cos(\arcsin \frac{1}{2})$
98. (a)  $\tan(\operatorname{arccot} 2)$   
(b)  $\cos(\operatorname{arcsec} \sqrt{5})$

**Finding a Derivative** In Exercises 99–104, find the derivative of the function.

99.  $y = \operatorname{arccsc} 2x^2$
100.  $y = \frac{1}{2} \arctan e^{2x}$
101.  $y = x \operatorname{arcsec} x$
102.  $y = \sqrt{x^2 - 4} - 2 \operatorname{arcsec} \frac{x}{2}, \quad 2 < x < 4$
103.  $y = x(\arcsin x)^2 - 2x + 2\sqrt{1 - x^2} \arcsin x$
104.  $y = \tan(\arcsin x)$

**Finding an Indefinite Integral** In Exercises 105–110, find the indefinite integral.

105.  $\int \frac{1}{e^{2x} + e^{-2x}} dx$
106.  $\int \frac{1}{3 + 25x^2} dx$
107.  $\int \frac{x}{\sqrt{1 - x^4}} dx$
108.  $\int \frac{1}{x\sqrt{9x^2 - 49}} dx$
109.  $\int \frac{\arctan(x/2)}{4 + x^2} dx$
110.  $\int \frac{\arcsin 2x}{\sqrt{1 - 4x^2}} dx$

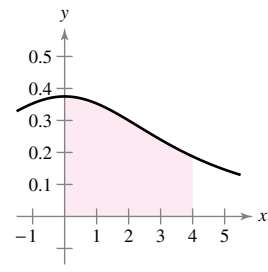
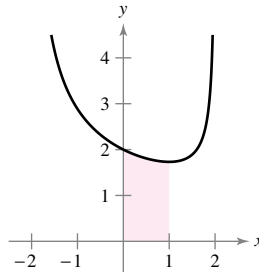
**Evaluating a Definite Integral** In Exercises 111–114, evaluate the definite integral.

111.  $\int_0^{1/7} \frac{dx}{\sqrt{1 - 49x^2}}$
112.  $\int_0^1 \frac{2x^2}{\sqrt{4 - x^6}} dx$
113.  $\int_{-1}^2 \frac{10e^{2x}}{25 + e^{4x}} dx$
114.  $\int_{\pi/3}^{\pi/2} \frac{\cos x}{(\sin x)\sqrt{\sin^2 x - (1/4)}} dx$

**Area** In Exercises 115 and 116, find the area of the given region.

115.  $y = \frac{4 - x}{\sqrt{4 - x^2}}$

116.  $y = \frac{6}{16 + x^2}$



**Verifying an Identity** In Exercises 117 and 118, verify the identity.

117.  $\cosh 2x = \cosh^2 x + \sinh^2 x$
118.  $\cosh(x - y) = \cosh x \cosh y - \sinh x \sinh y$

**Finding a Derivative** In Exercises 119–124, find the derivative of the function.

119.  $y = \operatorname{sech}(4x - 1)$
120.  $y = 2x - \cosh \sqrt{x}$
121.  $y = \operatorname{coth} 8x^2$
122.  $y = \ln(\operatorname{coth} x)$
123.  $y = \sinh^{-1}(4x)$
124.  $y = x \tanh^{-1}(2x)$

**Finding an Indefinite Integral** In Exercises 125–130, find the indefinite integral.

125.  $\int x^2 \operatorname{sech}^2 x^3 dx$
126.  $\int \sinh 6x dx$
127.  $\int \frac{\operatorname{sech}^2 x}{\tanh x} dx$
128.  $\int \operatorname{csch}^4 3x \operatorname{coth} 3x dx$
129.  $\int \frac{1}{9 - 4x^2} dx$
130.  $\int \frac{x}{\sqrt{x^4 - 1}} dx$

**Evaluating a Definite Integral** In Exercises 131–134, evaluate the definite integral.

131.  $\int_1^2 \operatorname{sech} 2x \tanh 2x dx$
132.  $\int_0^1 \sinh^2 x dx$
133.  $\int_0^1 \frac{3}{\sqrt{9x^2 + 16}} dx$
134.  $\int_{-1}^0 \frac{2}{49 - 4x^2} dx$

# P.S. Problem Solving

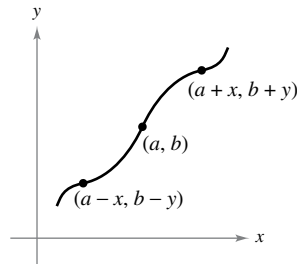
See [CalcChat.com](http://CalcChat.com) for tutorial help and worked-out solutions to odd-numbered exercises.

- 1. Approximation** To approximate  $e^x$ , you can use a function of the form

$$f(x) = \frac{a + bx}{1 + cx}.$$

(This function is known as a **Padé approximation**.) The values of  $f(0)$ ,  $f'(0)$ , and  $f''(0)$  are equal to the corresponding values of  $e^x$ . Show that these values are equal to 1 and find the values of  $a$ ,  $b$ , and  $c$  such that  $f(0) = f'(0) = f''(0) = 1$ . Then use a graphing utility to compare the graphs of  $f$  and  $e^x$ .

- 2. Symmetry** Recall that the graph of a function  $y = f(x)$  is symmetric with respect to the origin if, whenever  $(x, y)$  is a point on the graph,  $(-x, -y)$  is also a point on the graph. The graph of the function  $y = f(x)$  is **symmetric with respect to the point  $(a, b)$**  if, whenever  $(a - x, b - y)$  is a point on the graph,  $(a + x, b + y)$  is also a point on the graph, as shown in the figure.



- (a) Sketch the graph of  $y = \sin x$  on the interval  $[0, 2\pi]$ . Write a short paragraph explaining how the symmetry of the graph with respect to the point  $(\pi, 0)$  allows you to conclude that

$$\int_0^{2\pi} \sin x \, dx = 0.$$

- (b) Sketch the graph of  $y = \sin x + 2$  on the interval  $[0, 2\pi]$ . Use the symmetry of the graph with respect to the point  $(\pi, 2)$  to evaluate the integral

$$\int_0^{2\pi} (\sin x + 2) \, dx.$$

- (c) Sketch the graph of  $y = \arccos x$  on the interval  $[-1, 1]$ . Use the symmetry of the graph to evaluate the integral

$$\int_{-1}^1 \arccos x \, dx.$$

- (d) Evaluate the integral  $\int_0^{\pi/2} \frac{1}{1 + (\tan x)\sqrt{2}} \, dx$ .

- 3. Finding a Value** Find the value of the positive constant  $c$  such that

$$\lim_{x \rightarrow \infty} \left( \frac{x + c}{x - c} \right)^x = 9.$$

- 4. Finding a Value** Find the value of the positive constant  $c$  such that

$$\lim_{x \rightarrow \infty} \left( \frac{x - c}{x + c} \right)^x = \frac{1}{4}.$$

- 5. Finding Limits** Use a graphing utility to estimate each limit. Then calculate each limit using L'Hôpital's Rule. What can you conclude about the form  $0 \cdot \infty$ ?

(a)  $\lim_{x \rightarrow 0^+} \left( \cot x + \frac{1}{x} \right)$       (b)  $\lim_{x \rightarrow 0^+} \left( \cot x - \frac{1}{x} \right)$

(c)  $\lim_{x \rightarrow 0^+} \left[ \left( \cot x + \frac{1}{x} \right) \left( \cot x - \frac{1}{x} \right) \right]$

- 6. Areas and Angles**

- (a) Let  $P(\cos t, \sin t)$  be a point on the unit circle  $x^2 + y^2 = 1$  in the first quadrant (see figure). Show that  $t$  is equal to twice the area of the shaded circular sector  $AOP$ .

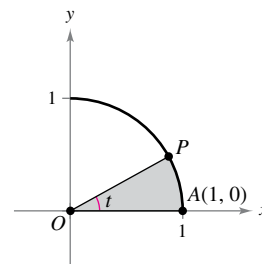


Figure for part (a)

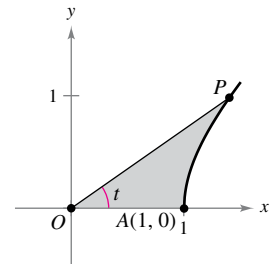


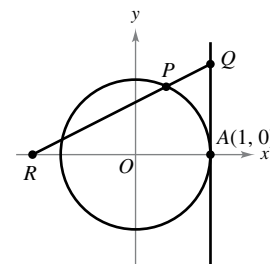
Figure for part (b)

- (b) Let  $P(\cosh t, \sinh t)$  be a point on the unit hyperbola  $x^2 - y^2 = 1$  in the first quadrant (see figure). Show that  $t$  is equal to twice the area of the shaded region  $AOP$ . Begin by showing that the area of the shaded region  $AOP$  is given by the formula

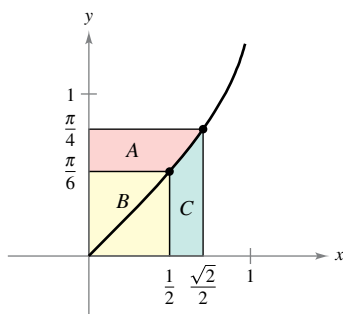
$$A(t) = \frac{1}{2} \cosh t \sinh t - \int_1^{\cosh t} \sqrt{x^2 - 1} \, dx.$$

- 7. Intersection** Graph the exponential function  $y = a^x$  for  $a = 0.5, 1.2,$  and  $2.0$ . Which of these curves intersects the line  $y = x$ ? Determine all positive numbers  $a$  for which the curve  $y = a^x$  intersects the line  $y = x$ .

- 8. Length** The line  $x = 1$  is tangent to the unit circle at  $A$ . The length of segment  $QA$  equals the length of the circular arc  $\widehat{PA}$  (see figure). Show that the length of segment  $OR$  approaches 2 as  $P$  approaches  $A$ .



9. **Area** Consider the three regions  $A$ ,  $B$ , and  $C$  determined by the graph of  $f(x) = \arcsin x$ , as shown in the figure.



- (a) Calculate the areas of regions  $A$  and  $B$ .  
 (b) Use your answers in part (a) to evaluate the integral

$$\int_{1/2}^{\sqrt{2}/2} \arcsin x \, dx.$$

- (c) Use the methods in part (a) to evaluate the integral

$$\int_1^3 \ln x \, dx.$$

- (d) Use the methods in part (a) to evaluate the integral

$$\int_1^{\sqrt{3}} \arctan x \, dx.$$

10. **Distance** Let  $L$  be the tangent line to the graph of the function  $y = \ln x$  at the point  $(a, b)$ , where  $c$  is the  $y$ -intercept of the tangent line, as shown in the figure. Show that the distance between  $b$  and  $c$  is always equal to 1.

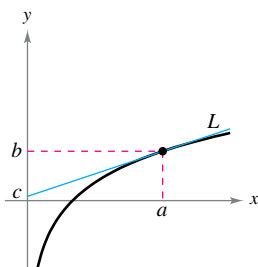


Figure for 10

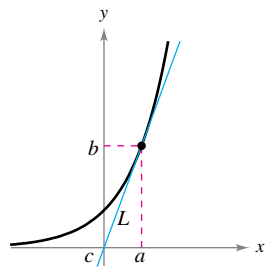


Figure for 11

11. **Distance** Let  $L$  be the tangent line to the graph of the function  $y = e^x$  at the point  $(a, b)$ , where  $c$  is the  $y$ -intercept of the tangent line, as shown in the figure. Show that the distance between  $a$  and  $c$  is always equal to 1.

12. **Gudermannian Function** The **Gudermannian function** of  $x$  is  $\text{gd}(x) = \arctan(\sinh x)$ .

- (a) Graph  $\text{gd}$  using a graphing utility.  
 (b) Show that  $\text{gd}$  is an odd function.  
 (c) Show that  $\text{gd}$  is monotonic and therefore has an inverse.  
 (d) Find the point of inflection of  $\text{gd}$ .  
 (e) Verify that  $\text{gd}(x) = \arcsin(\tanh x)$ .

13. **Decreasing Function** Show that  $f(x) = \frac{\ln x^n}{x}$  is a decreasing function for  $x > e$  and  $n > 0$ .

14. **Area** Use integration by substitution to find the area under the curve

$$y = \frac{1}{\sin^2 x + 4 \cos^2 x}$$

between  $x = 0$  and  $x = \frac{\pi}{4}$ .

15. **Area** Use integration by substitution to find the area under the curve

$$y = \frac{1}{\sqrt{x+x}}$$

between  $x = 1$  and  $x = 4$ .

16. **Mortgage** A \$120,000 home mortgage for 35 years at  $9\frac{1}{2}\%$  has a monthly payment of \$985.93. Part of the monthly payment goes for the interest charge on the unpaid balance, and the remainder of the payment is used to reduce the principal. The amount that goes for interest is

$$u = M - \left(M - \frac{Pr}{12}\right) \left(1 + \frac{r}{12}\right)^{12t}$$

and the amount that goes toward reduction of the principal is

$$v = \left(M - \frac{Pr}{12}\right) \left(1 + \frac{r}{12}\right)^{12t}.$$

In these formulas,  $P$  is the amount of the mortgage,  $r$  is the interest rate (in decimal form),  $M$  is the monthly payment, and  $t$  is the time in years.

- (a) Use a graphing utility to graph each function in the same viewing window. (The viewing window should show all 35 years of mortgage payments.)  
 (b) In the early years of the mortgage, the larger part of the monthly payment goes for what purpose? Approximate the time when the monthly payment is evenly divided between interest and principal reduction.  
 (c) Use the graphs in part (a) to make a conjecture about the relationship between the slopes of the tangent lines to the two curves for a specified value of  $t$ . Give an analytical argument to verify your conjecture. Find  $u'(15)$  and  $v'(15)$ .  
 (d) Repeat parts (a) and (b) for a repayment period of 20 years ( $M = \$1118.56$ ). What can you conclude?

17. **Approximating a Function**

- (a) Use a graphing utility to compare the graph of the function  $y = e^x$  with the graph of each given function.

(i)  $y_1 = 1 + \frac{x}{1!}$

(ii)  $y_2 = 1 + \frac{x}{1!} + \frac{x^2}{2!}$

(iii)  $y_3 = 1 + \frac{x}{1!} + \frac{x^2}{2!} + \frac{x^3}{3!}$

- (b) Identify the pattern of successive polynomials in part (a), extend the pattern one more term, and compare the graph of the resulting polynomial function with the graph of  $y = e^x$ .  
 (c) What do you think this pattern implies?

# 6

# Differential Equations



- 6.1 Slope Fields and Euler's Method
- 6.2 Growth and Decay
- 6.3 Separation of Variables and the Logistic Equation
- 6.4 First-Order Linear Differential Equations



Sailing (Exercise 67, p. 431)



Intravenous Feeding (Exercise 30, p. 437)



Wildlife Population (Example 4, p. 425)



Forestry (Exercise 62, p. 422)



Radioactive Decay (Example 3, p. 417)

## 6.1 Slope Fields and Euler's Method

- Use initial conditions to find particular solutions of differential equations.
- Use slope fields to approximate solutions of differential equations.
- Use Euler's Method to approximate solutions of differential equations.

### General and Particular Solutions

In this text, you will learn that physical phenomena can be described by differential equations. Recall that a **differential equation** in  $x$  and  $y$  is an equation that involves  $x$ ,  $y$ , and derivatives of  $y$ . For example,

$$2xy' - 3y = 0 \quad \text{Differential equation}$$

is a differential equation. In Section 6.2, you will see that problems involving radioactive decay, population growth, and Newton's Law of Cooling can be formulated in terms of differential equations.

A function  $y = f(x)$  is called a **solution** of a differential equation if the equation is satisfied when  $y$  and its derivatives are replaced by  $f(x)$  and its derivatives. For example, differentiation and substitution would show that  $y = e^{-2x}$  is a solution of the differential equation  $y' + 2y = 0$ . It can be shown that every solution of this differential equation is of the form

$$y = Ce^{-2x} \quad \text{General solution of } y' + 2y = 0$$

where  $C$  is any real number. This solution is called the **general solution**. Some differential equations have **singular solutions** that cannot be written as special cases of the general solution. Such solutions, however, are not considered in this text. The **order** of a differential equation is determined by the highest-order derivative in the equation. For instance,  $y' = 4y$  is a first-order differential equation.

In Section 4.1, Example 9, you saw that the second-order differential equation  $s''(t) = -32$  has the general solution

$$s(t) = -16t^2 + C_1t + C_2 \quad \text{General solution of } s''(t) = -32$$

which contains two arbitrary constants. It can be shown that a differential equation of order  $n$  has a general solution with  $n$  arbitrary constants.

### EXAMPLE 1 Determining Solutions

Determine whether each function is a solution of the differential equation  $y'' - y = 0$ .

- a.  $y = \sin x$     b.  $y = 4e^{-x}$     c.  $y = Ce^x$

#### Solution

- a. Because  $y = \sin x$ ,  $y' = \cos x$ , and  $y'' = -\sin x$ , it follows that

$$y'' - y = -\sin x - \sin x = -2\sin x \neq 0.$$

So,  $y = \sin x$  is *not* a solution.

- b. Because  $y = 4e^{-x}$ ,  $y' = -4e^{-x}$ , and  $y'' = 4e^{-x}$ , it follows that

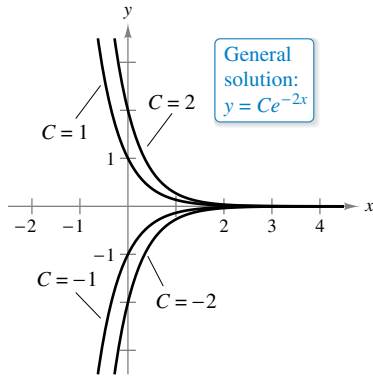
$$y'' - y = 4e^{-x} - 4e^{-x} = 0.$$

So,  $y = 4e^{-x}$  is a solution.

- c. Because  $y = Ce^x$ ,  $y' = Ce^x$ , and  $y'' = Ce^x$ , it follows that

$$y'' - y = Ce^x - Ce^x = 0.$$

So,  $y = Ce^x$  is a solution for any value of  $C$ . ■



Several solution curves for  $y' + 2y = 0$   
**Figure 6.1**

Geometrically, the general solution of a first-order differential equation represents a family of curves known as **solution curves**, one for each value assigned to the arbitrary constant. For instance, you can verify that every function of the form

$$y = Ce^{-2x} \quad \text{General solution of } y' + 2y = 0$$

is a solution of the differential equation

$$y' + 2y = 0.$$

Figure 6.1 shows four of the solution curves corresponding to different values of  $C$ .

As discussed in Section 4.1, **particular solutions** of a differential equation are obtained from **initial conditions** that give the values of the dependent variable or one of its derivatives for particular values of the independent variable. The term “initial condition” stems from the fact that, often in problems involving time, the value of the dependent variable or one of its derivatives is known at the *initial* time  $t = 0$ . For instance, the second-order differential equation

$$s''(t) = -32$$

having the general solution

$$s(t) = -16t^2 + C_1t + C_2 \quad \text{General solution of } s''(t) = -32$$

might have the following initial conditions.

$$s(0) = 80, \quad s'(0) = 64 \quad \text{Initial conditions}$$

In this case, the initial conditions yield the particular solution

$$s(t) = -16t^2 + 64t + 80. \quad \text{Particular solution}$$

### EXAMPLE 2 Finding a Particular Solution

•••► See [LarsonCalculus.com](http://LarsonCalculus.com) for an interactive version of this type of example.

For the differential equation

$$xy' - 3y = 0$$

verify that  $y = Cx^3$  is a solution. (Assume  $x > 0$ .) Then find the particular solution determined by the initial condition  $y = 2$  when  $x = 3$ .

**Solution** You know that  $y = Cx^3$  is a solution because  $y' = 3Cx^2$  and

$$xy' - 3y = x(3Cx^2) - 3(Cx^3) = 0.$$

Furthermore, the initial condition  $y = 2$  when  $x = 3$  yields

$$y = Cx^3 \quad \text{General solution}$$

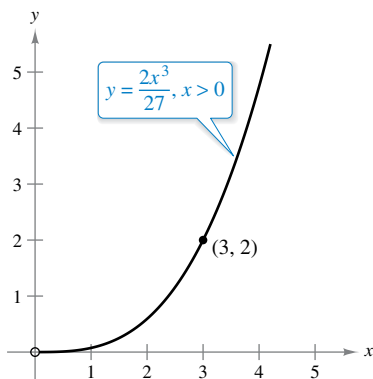
$$2 = C(3)^3 \quad \text{Substitute initial condition.}$$

$$\frac{2}{27} = C \quad \text{Solve for } C.$$

and you can conclude that the particular solution is

$$y = \frac{2x^3}{27}, \quad x > 0 \quad \text{Particular solution}$$

as shown in Figure 6.2. Try checking this solution by substituting for  $y$  and  $y'$  in the original differential equation. ■



For the initial condition  $y = 2$  when  $x = 3$ , the particular solution of the differential equation  $xy' - 3y = 0$ ,  $x > 0$ , is  $y = (2x^3)/27$ .  
**Figure 6.2**

Note that to determine a particular solution, the number of initial conditions must match the number of constants in the general solution.

### Slope Fields

Solving a differential equation analytically can be difficult or even impossible. However, there is a graphical approach you can use to learn a lot about the solution of a differential equation. Consider a differential equation of the form

$$y' = F(x, y) \quad \text{Differential equation}$$

where  $F(x, y)$  is some expression in  $x$  and  $y$ . At each point  $(x, y)$  in the  $xy$ -plane where  $F$  is defined, the differential equation determines the slope  $y' = F(x, y)$  of the solution at that point. If you draw short line segments with slope  $F(x, y)$  at selected points  $(x, y)$  in the domain of  $F$ , then these line segments form a **slope field**, or a *direction field*, for the differential equation  $y' = F(x, y)$ . Each line segment has the same slope as the solution curve through that point. A slope field shows the general shape of all the solutions and can be helpful in getting a visual perspective of the directions of the solutions of a differential equation.

#### EXAMPLE 3 Sketching a Slope Field

Sketch a slope field for the differential equation  $y' = x - y$  for the points  $(-1, 1)$ ,  $(0, 1)$ , and  $(1, 1)$ .

**Solution** The slope of the solution curve at any point  $(x, y)$  is

$$F(x, y) = x - y. \quad \text{Slope at } (x, y)$$

So, the slope at each point can be found as shown.

$$\text{Slope at } (-1, 1): y' = -1 - 1 = -2$$

$$\text{Slope at } (0, 1): y' = 0 - 1 = -1$$

$$\text{Slope at } (1, 1): y' = 1 - 1 = 0$$

Draw short line segments at the three points with their respective slopes, as shown in Figure 6.3.

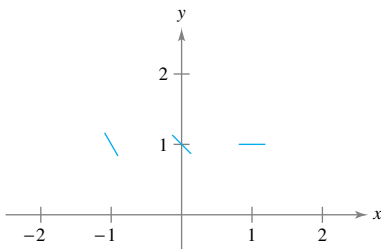
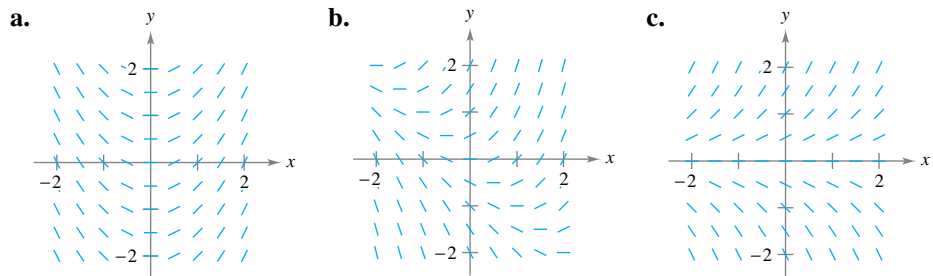


Figure 6.3

#### EXAMPLE 4 Identifying Slope Fields for Differential Equations

Match each slope field with its differential equation.



**i.**  $y' = x + y$

**ii.**  $y' = x$

**iii.**  $y' = y$

**Solution**

- a.** You can see that the slope at any point along the  $y$ -axis is 0. The only equation that satisfies this condition is  $y' = x$ . So, the graph matches equation (ii).
- b.** You can see that the slope at the point  $(1, -1)$  is 0. The only equation that satisfies this condition is  $y' = x + y$ . So, the graph matches equation (i).
- c.** You can see that the slope at any point along the  $x$ -axis is 0. The only equation that satisfies this condition is  $y' = y$ . So, the graph matches equation (iii). ■



A solution curve of a differential equation  $y' = F(x, y)$  is simply a curve in the  $xy$ -plane whose tangent line at each point  $(x, y)$  has slope equal to  $F(x, y)$ . This is illustrated in Example 5.

**EXAMPLE 5** Sketching a Solution Using a Slope Field

Sketch a slope field for the differential equation

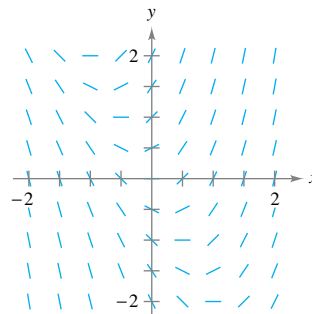
$$y' = 2x + y.$$

Use the slope field to sketch the solution that passes through the point  $(1, 1)$ .

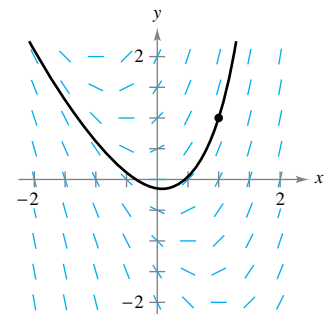
**Solution** Make a table showing the slopes at several points. The table shown is a small sample. The slopes at many other points should be calculated to get a representative slope field.

$x$	-2	-2	-1	-1	0	0	1	1	2	2
$y$	-1	1	-1	1	-1	1	-1	1	-1	1
$y' = 2x + y$	-5	-3	-3	-1	-1	1	1	3	3	5

Next, draw line segments at the points with their respective slopes, as shown in Figure 6.4.



Slope field for  $y' = 2x + y$   
Figure 6.4

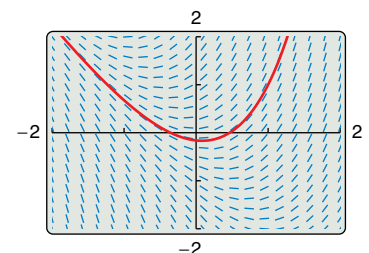


Particular solution for  $y' = 2x + y$  passing through  $(1, 1)$   
Figure 6.5

After the slope field is drawn, start at the initial point  $(1, 1)$  and move to the right in the direction of the line segment. Continue to draw the solution curve so that it moves parallel to the nearby line segments. Do the same to the left of  $(1, 1)$ . The resulting solution is shown in Figure 6.5.

In Example 5, note that the slope field shows that  $y'$  increases to infinity as  $x$  increases.

- ▷ **TECHNOLOGY** Drawing a slope field by hand is tedious. In practice, slope fields are usually drawn using a graphing utility. If you have access to a graphing utility that can graph slope fields, try graphing the slope field for the differential equation in Example 5. One example of a slope field drawn by a graphing utility is shown at the right.



### Euler's Method

**Euler's Method** is a numerical approach to approximating the particular solution of the differential equation

$$y' = F(x, y)$$

that passes through the point  $(x_0, y_0)$ . From the given information, you know that the graph of the solution passes through the point  $(x_0, y_0)$  and has a slope of  $F(x_0, y_0)$  at this point. This gives you a “starting point” for approximating the solution.

From this starting point, you can proceed in the direction indicated by the slope. Using a small step  $h$ , move along the tangent line until you arrive at the point  $(x_1, y_1)$ , where

$$x_1 = x_0 + h \quad \text{and} \quad y_1 = y_0 + hF(x_0, y_0)$$

as shown in Figure 6.6. Then, using  $(x_1, y_1)$  as a new starting point, you can repeat the process to obtain a second point  $(x_2, y_2)$ . The values of  $x_i$  and  $y_i$  are shown below.

$$\begin{aligned} x_1 &= x_0 + h & y_1 &= y_0 + hF(x_0, y_0) \\ x_2 &= x_1 + h & y_2 &= y_1 + hF(x_1, y_1) \\ &\vdots & &\vdots \\ x_n &= x_{n-1} + h & y_n &= y_{n-1} + hF(x_{n-1}, y_{n-1}) \end{aligned}$$

When using this method, note that you can obtain better approximations of the exact solution by choosing smaller and smaller step sizes.

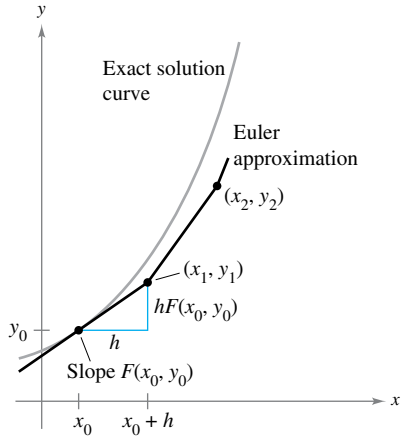


Figure 6.6

#### EXAMPLE 6 Approximating a Solution Using Euler's Method

Use Euler's Method to approximate the particular solution of the differential equation

$$y' = x - y$$

passing through the point  $(0, 1)$ . Use a step of  $h = 0.1$ .

**Solution** Using  $h = 0.1$ ,  $x_0 = 0$ ,  $y_0 = 1$ , and  $F(x, y) = x - y$ , you have

$$x_0 = 0, \quad x_1 = 0.1, \quad x_2 = 0.2, \quad x_3 = 0.3$$

and the first three approximations are

$$\begin{aligned} y_1 &= y_0 + hF(x_0, y_0) = 1 + (0.1)(0 - 1) = 0.9 \\ y_2 &= y_1 + hF(x_1, y_1) = 0.9 + (0.1)(0.1 - 0.9) = 0.82 \\ y_3 &= y_2 + hF(x_2, y_2) = 0.82 + (0.1)(0.2 - 0.82) = 0.758. \end{aligned}$$

The first ten approximations are shown in the table. You can plot these values to see a graph of the approximate solution, as shown in Figure 6.7.

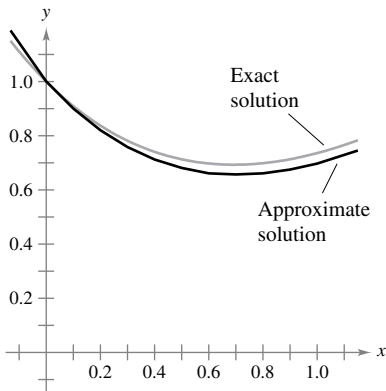


Figure 6.7

$n$	0	1	2	3	4	5	6	7	8	9	10
$x_n$	0	0.1	0.2	0.3	0.4	0.5	0.6	0.7	0.8	0.9	1
$y_n$	1	0.9	0.82	0.758	0.712	0.681	0.663	0.657	0.661	0.675	0.697

For the differential equation in Example 6, you can verify the exact solution to be the equation

$$y = x - 1 + 2e^{-x}.$$

Figure 6.7 compares this exact solution with the approximate solution obtained in Example 6.

# 6.1 Exercises

See [CalcChat.com](http://CalcChat.com) for tutorial help and worked-out solutions to odd-numbered exercises.

## CONCEPT CHECK

- Verifying a Solution** Describe how to determine whether a function  $y = f(x)$  is a solution of a differential equation.
- General Solution** What does the general solution of a first-order differential equation represent geometrically?
- Slope Field** What do the line segments on a slope field represent?
- Euler's Method** What does Euler's Method allow you to do?



**Verifying a Solution** In Exercises 5–10, verify that the function is a solution of the differential equation.

Function	Differential Equation
5. $y = Ce^{5x}$	$y' = 5y$
6. $y = e^{-2x}$	$3y' + 5y = -e^{-2x}$
7. $y = C_1 \sin x - C_2 \cos x$	$y'' + y = 0$
8. $y = C_1 e^{-x} \cos x + C_2 e^{-x} \sin x$	$y'' + 2y' + 2y = 0$
9. $y = (-\cos x) \ln \sec x + \tan x $	$y'' + y = \tan x$
10. $y = \frac{2}{5}(e^{-4x} + e^x)$	$y'' + 4y' = 2e^x$



**Verifying a Particular Solution** In Exercises 11–14, verify that the function is a particular solution of the differential equation.

Function	Differential Equation and Initial Condition
11. $y = \sin x \cos x - \cos^2 x$	$2y + y' = 2 \sin 2x - 1$ $y\left(\frac{\pi}{4}\right) = 0$
12. $y = 6x - 4 \sin x + 1$	$y' = 6 - 4 \cos x$ $y(0) = 1$
13. $y = 4e^{-6x^2}$	$y' = -12xy$ $y(0) = 4$
14. $y = e^{-\cos x}$	$y' = y \sin x$ $y\left(\frac{\pi}{2}\right) = 1$



**Determining a Solution** In Exercises 15–22, determine whether the function is a solution of the differential equation  $y^{(4)} - 16y = 0$ .

15. $y = 3 \cos 2x$	16. $y = 3 \sin 2x$
17. $y = 3 \cos x$	18. $y = 2 \sin x$
19. $y = e^{-2x}$	20. $y = 5 \ln x$
21. $y = \ln x + e^{2x} + Cx^4$	22. $y = 3e^{2x} - 4 \sin 2x$

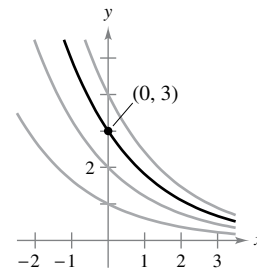
**Determining a Solution** In Exercises 23–30, determine whether the function is a solution of the differential equation  $xy' - 2y = x^3 e^x, x > 0$ .

- $y = x^2 + e^x$
- $y = x^3 - e^{-x}$
- $y = x^2 e^x$
- $y = x^2(2 + e^x)$
- $y = e^x - \sin x$
- $y = x^2 e^x + \sin x + \cos x$
- $y = 2e^x \ln x$
- $y = x^2 e^x - 5x^2$

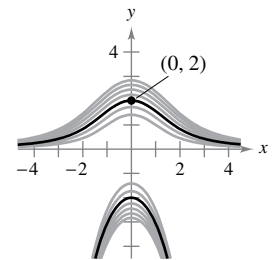


**Finding a Particular Solution** In Exercises 31–34, some of the curves corresponding to different values of  $C$  in the general solution of the differential equation are shown in the graph. Find the particular solution that passes through the point shown on the graph.

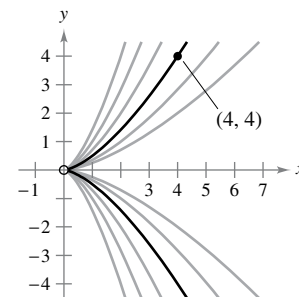
31.  $y = Ce^{-x/2}$   
 $2y' + y = 0$



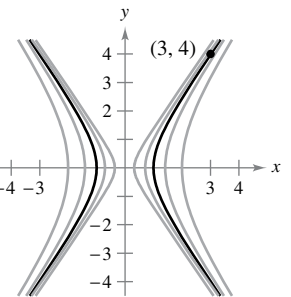
32.  $y(x^2 + y) = C$   
 $2xy + (x^2 + 2y)y' = 0$



33.  $y^2 = Cx^3$   
 $2xy' - 3y = 0, x > 0$



34.  $2x^2 - y^2 = C$   
 $yy' - 2x = 0$



**Graphing Particular Solutions Using Technology** In Exercises 35 and 36, the general solution of the differential equation is given. Use a graphing utility to graph the particular solutions for the given values of  $C$ .

- $4yy' - x = 0$   
 $4y^2 - x^2 = C$   
 $C = 0, C = \pm 1, C = \pm 4$
- $yy' + x = 0$   
 $x^2 + y^2 = C$   
 $C = 0, C = 1, C = 4$



**Finding a Particular Solution** In Exercises 37–42, verify that the general solution satisfies the differential equation. Then find the particular solution that satisfies the initial condition(s).

37.  $y = Ce^{-6x}$   $38. 3x^2 + 2y^2 = C$   
 $y' + 6y = 0$   $3x + 2yy' = 0$   
 $y = 3$  when  $x = 0$   $y = 3$  when  $x = 1$
39.  $y = C_1 \sin 3x + C_2 \cos 3x$   $40. y = C_1 + C_2 \ln x$   
 $y'' + 9y = 0$   $xy'' + y' = 0, x > 0$   
 $y = 2$  when  $x = \frac{\pi}{6}$   $y = 0$  when  $x = 2$   
 $y' = 1$  when  $x = \frac{\pi}{6}$   $y' = \frac{1}{2}$  when  $x = 2$
41.  $y = C_1x + C_2x^3$   $42. y = e^{2x/3}(C_1 + C_2x)$   
 $x^2y'' - 3xy' + 3y = 0, x > 0$   $9y'' - 12y' + 4y = 0$   
 $y = 0$  when  $x = 2$   $y = 4$  when  $x = 0$   
 $y' = 4$  when  $x = 2$   $y = 0$  when  $x = 3$



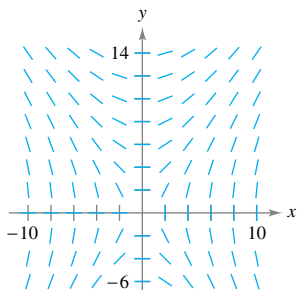
**Finding a General Solution** In Exercises 43–52, use integration to find a general solution of the differential equation.

43.  $\frac{dy}{dx} = 12x^2$   $44. \frac{dy}{dx} = 3x^8 - 2x$
45.  $\frac{dy}{dx} = \frac{x}{1 + x^2}$   $46. \frac{dy}{dx} = \frac{e^x}{4 + e^x}$
47.  $\frac{dy}{dx} = \sin 2x$   $48. \frac{dy}{dx} = \tan^2 x$
49.  $\frac{dy}{dx} = x\sqrt{x - 6}$   $50. \frac{dy}{dx} = 2x\sqrt{4x^2 + 1}$
51.  $\frac{dy}{dx} = xe^{x^2}$   $52. \frac{dy}{dx} = 5(\sin x)e^{\cos x}$

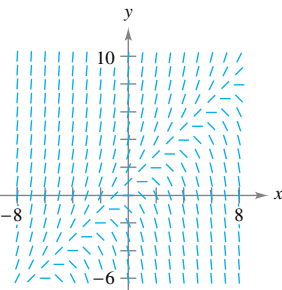
**Slope Field** In Exercises 53–56, a differential equation and its slope field are given. Complete the table by determining the slopes (if possible) in the slope field at the given points.

x	-4	-2	0	2	4	8
y	2	0	4	4	6	8
dy/dx						

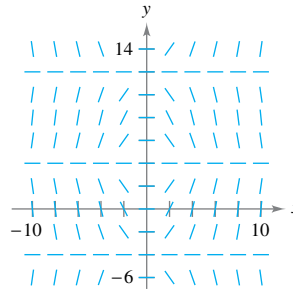
53.  $\frac{dy}{dx} = \frac{2x}{y}$



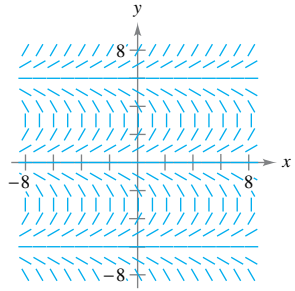
54.  $\frac{dy}{dx} = y - x$



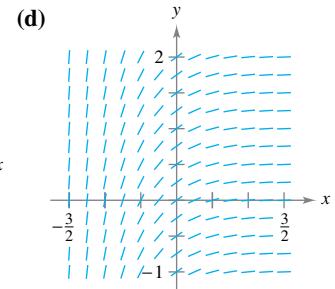
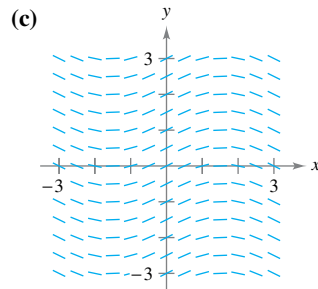
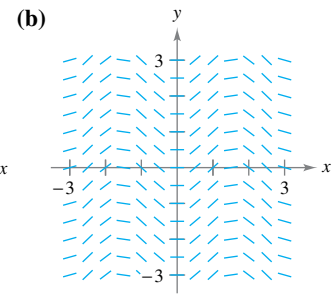
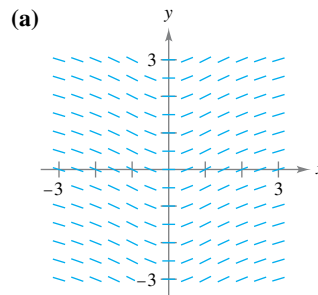
55.  $\frac{dy}{dx} = x \cos \frac{\pi y}{8}$



56.  $\frac{dy}{dx} = \tan \frac{\pi y}{6}$



**Matching** In Exercises 57–60, match the differential equation with its slope field. [The slope fields are labeled (a), (b), (c), and (d).]



57.  $\frac{dy}{dx} = \sin 2x$

58.  $\frac{dy}{dx} = \frac{1}{2} \cos x$

59.  $\frac{dy}{dx} = e^{-2x}$

60.  $\frac{dy}{dx} = \frac{x}{x^2 + 1}$



**Slope Field** In Exercises 61–64, (a) sketch the slope field for the differential equation, (b) use the slope field to sketch the solution that passes through the given point, and (c) discuss the graph of the solution as  $x \rightarrow \infty$  and  $x \rightarrow -\infty$ . Use a graphing utility to verify your results. To print a blank coordinate plane, go to [MathGraphs.com](http://MathGraphs.com).

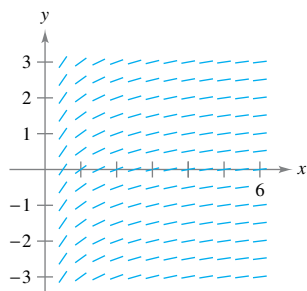
61.  $y' = 3 - x, (4, 2)$

62.  $y' = \frac{1}{3}x^2 - \frac{1}{2}x, (1, 1)$

63.  $y' = y - 4x, (2, 2)$

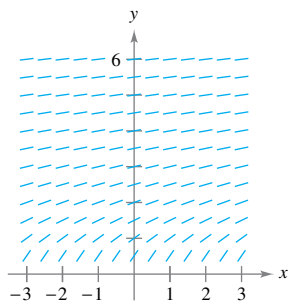
64.  $y' = y + xy, (0, -4)$

**65. Slope Field** Use the slope field for the differential equation  $y' = 1/x$ , where  $x > 0$ , to sketch the graph of the solution that satisfies each given initial condition. Then make a conjecture about the behavior of a particular solution of  $y' = 1/x$  as  $x \rightarrow \infty$ . To print an enlarged copy of the graph, go to [MathGraphs.com](http://MathGraphs.com).



- (a) (1, 0)
- (b) (2, -1)

**66. Slope Field** Use the slope field for the differential equation  $y' = 1/y$ , where  $y > 0$ , to sketch the graph of the solution that satisfies each given initial condition. Then make a conjecture about the behavior of a particular solution of  $y' = 1/y$  as  $x \rightarrow \infty$ . To print an enlarged copy of the graph, go to [MathGraphs.com](http://MathGraphs.com).



- (a) (0, 1)
- (b) (1, 1)

**Slope Field** In Exercises 67–72, use a computer algebra system to (a) graph the slope field for the differential equation and (b) graph the solution satisfying the specified initial condition.

- 67.  $\frac{dy}{dx} = 0.25y$ ,  $y(0) = 4$
- 68.  $\frac{dy}{dx} = 4 - y$ ,  $y(0) = 6$
- 69.  $\frac{dy}{dx} = 0.02y(10 - y)$ ,  $y(0) = 2$
- 70.  $\frac{dy}{dx} = 0.2x(2 - y)$ ,  $y(0) = 9$
- 71.  $\frac{dy}{dx} = 0.4y(3 - x)$ ,  $y(0) = 1$
- 72.  $\frac{dy}{dx} = \frac{1}{2}e^{-x/8} \sin \frac{\pi y}{4}$ ,  $y(0) = 2$

**Euler's Method** In Exercises 73–78, use Euler's Method to make a table of values for the approximate solution of the differential equation with the specified initial value. Use  $n$  steps of size  $h$ .

- 73.  $y' = x + y$ ,  $y(0) = 2$ ,  $n = 10$ ,  $h = 0.1$
- 74.  $y' = x + y$ ,  $y(0) = 2$ ,  $n = 20$ ,  $h = 0.05$
- 75.  $y' = 3x - 2y$ ,  $y(0) = 3$ ,  $n = 10$ ,  $h = 0.05$
- 76.  $y' = 0.5x(3 - y)$ ,  $y(0) = 1$ ,  $n = 5$ ,  $h = 0.4$
- 77.  $y' = e^{xy}$ ,  $y(0) = 1$ ,  $n = 10$ ,  $h = 0.1$
- 78.  $y' = \cos x + \sin y$ ,  $y(0) = 5$ ,  $n = 10$ ,  $h = 0.1$

**Euler's Method** In Exercises 79–81, complete the table using the exact solution of the differential equation and two approximations obtained using Euler's Method to approximate the particular solution of the differential equation. Use  $h = 0.2$  and  $h = 0.1$ , and compute each approximation to four decimal places.

$x$	0	0.2	0.4	0.6	0.8	1
$y(x)$ (exact)						
$y(x)$ ( $h = 0.2$ )						
$y(x)$ ( $h = 0.1$ )						

Differential Equation	Initial Condition	Exact Solution
79. $\frac{dy}{dx} = y$	(0, 3)	$y = 3e^x$
80. $\frac{dy}{dx} = \frac{2x}{y}$	(0, 2)	$y = \sqrt{2x^2 + 4}$
81. $\frac{dy}{dx} = y + \cos x$	(0, 0)	$y = \frac{1}{2}(\sin x - \cos x + e^x)$

**82. Euler's Method** Compare the values of the approximations in Exercises 79–81 with the values given by the exact solution. How does the error change as  $h$  increases?

**83. Temperature** At time  $t = 0$  minutes, the temperature of an object is 140°F. The temperature of the object is changing at the rate given by the differential equation

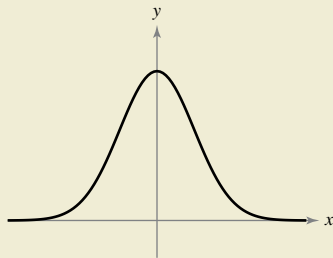
$$\frac{dy}{dt} = -\frac{1}{2}(y - 72).$$

- (a) Use a graphing utility and Euler's Method to approximate the particular solutions of this differential equation at  $t = 1, 2,$  and  $3$ . Use a step size of  $h = 0.1$ . (A graphing utility program for Euler's Method is available at [LarsonCalculus.com](http://LarsonCalculus.com).)
- (b) Compare your results with the exact solution  $y = 72 + 68e^{-t/2}$ .
- (c) Repeat parts (a) and (b) using a step size of  $h = 0.05$ . Compare the results.



**84. HOW DO YOU SEE IT?** The graph shows a solution of one of the following differential equations. Which differential equation was used? Explain your reasoning.

- (a)  $y' = xy$
- (b)  $y' = \frac{4x}{y}$
- (c)  $y' = -4xy$
- (d)  $y' = 4 - xy$



**EXPLORING CONCEPTS**

- 85. Euler's Method** Explain when Euler's Method produces an exact particular solution of a differential equation.
- 86. Finding Values** It is known that  $y = Ce^{kx}$  is a solution of the differential equation  $y' = 0.07y$ . Is it possible to determine  $C$  or  $k$  from the information given? Explain.

**True or False?** In Exercises 87 and 88, determine whether the statement is true or false. If it is false, explain why or give an example that shows it is false.

- 87.** If  $y = f(x)$  is a solution of a first-order differential equation, then  $y = f(x) + C$  is also a solution.
- 88.** A slope field shows one particular solution of a differential equation.
- 89. Errors and Euler's Method** The exact solution of the differential equation  $y' = -2y$ , where  $y(0) = 4$ , is  $y = 4e^{-2x}$ .

**+** (a) Use a graphing utility to complete the table, where  $y$  is the exact value of the solution,  $y_1$  is the approximate solution using Euler's Method with  $h = 0.1$ ,  $y_2$  is the approximate solution using Euler's Method with  $h = 0.2$ ,  $e_1$  is the absolute error  $|y - y_1|$ ,  $e_2$  is the absolute error  $|y - y_2|$ , and  $r$  is the ratio  $e_1/e_2$ .

$x$	0	0.2	0.4	0.6	0.8	1
$y$						
$y_1$						
$y_2$						
$e_1$						
$e_2$						
$r$						

- (b) What can you conclude about the ratio  $r$  as  $h$  changes?
- (c) Predict the absolute error when  $h = 0.05$ .

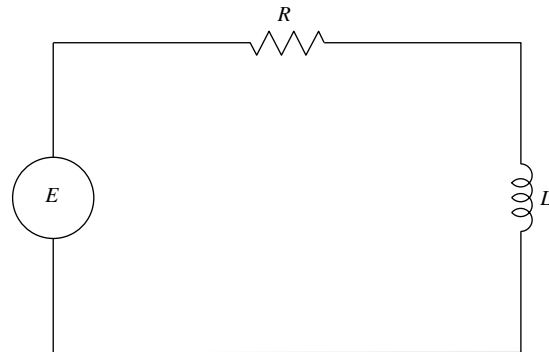


**90. Errors and Euler's Method** Repeat Exercise 89 for which the exact solution of the differential equation

$$\frac{dy}{dx} = x - y$$

where  $y(0) = 1$ , is  $y = x - 1 + 2e^{-x}$ .

**91. Electric Circuit** The diagram shows a simple electric circuit consisting of a power source, a resistor, and an inductor.



A model of the current  $I$ , in amperes (A), at time  $t$  is given by the first-order differential equation

$$L \frac{dI}{dt} + RI = E(t)$$

where  $E(t)$  is the voltage (V) produced by the power source,  $R$  is the resistance, in ohms ( $\Omega$ ), and  $L$  is the inductance, in henrys (H). Suppose the electric circuit consists of a 24-V power source, a 12- $\Omega$  resistor, and a 4-H inductor.

- (a) Sketch a slope field for the differential equation.
- (b) What is the limiting value of the current? Explain.
- 92. Slope Field** A slope field shows that the slope at the point  $(1, 1)$  is 6. Does this slope field represent the family of solutions for the differential equation  $y' = 4x + 2y$ ? Explain.
- 93. Think About It** It is known that  $y = A \sin \omega t$  is a solution of the differential equation  $y'' + 16y = 0$ . Find the value(s) of  $\omega$ .
- 94. Think About It** It is known that  $y = e^{kt}$  is a solution of the differential equation  $y'' - 16y = 0$ . Find the value(s) of  $k$ .

**PUTNAM EXAM CHALLENGE**

- 95.** Let  $f$  be a twice-differentiable real-valued function satisfying  $f(x) + f''(x) = -xg(x)f'(x)$ , where  $g(x) \geq 0$  for all real  $x$ . Prove that  $|f(x)|$  is bounded.
- 96.** Prove that if the family of integral curves of the differential equation

$$\frac{dy}{dx} + p(x)y = q(x), \quad p(x) \cdot q(x) \neq 0$$

is cut by the line  $x = k$ , the tangents at the points of intersection are concurrent.

These problems were composed by the Committee on the Putnam Prize Competition. © The Mathematical Association of America. All rights reserved.

## 6.2 Growth and Decay

- Use separation of variables to solve a simple differential equation.
- Use exponential functions to model growth and decay in applied problems.

### Differential Equations

In Section 6.1, you learned to analyze the solutions of differential equations visually using slope fields and to approximate solutions numerically using Euler's Method. Analytically, you have learned to solve only two types of differential equations—those of the forms  $y' = f(x)$  and  $y'' = f(x)$ . In this section, you will learn how to solve a more general type of differential equation. The strategy is to rewrite the equation so that each variable occurs on only one side of the equation. This strategy is called *separation of variables*. (You will study this strategy in detail in Section 6.3.)

#### EXAMPLE 1 Solving a Differential Equation

$$y' = \frac{2x}{y} \quad \text{Original equation}$$

$$yy' = 2x \quad \text{Multiply each side by } y.$$

$$\int yy' dx = \int 2x dx \quad \text{Integrate each side with respect to } x.$$

$$\int y dy = \int 2x dx \quad dy = y' dx$$

$$\frac{1}{2}y^2 = x^2 + C_1 \quad \text{Apply Power Rule.}$$

$$y^2 - 2x^2 = C \quad \text{Rewrite, letting } C = 2C_1.$$

- **REMARK** You can use
- implicit differentiation to check
- the solution to Example 1.

..... ▷ So, the general solution is  $y^2 - 2x^2 = C$ . ■

#### Exploration

In Example 1, the general solution of the differential equation is

$$y^2 - 2x^2 = C.$$

Use a graphing utility to sketch the particular solutions for  $C = \pm 2$ ,  $C = \pm 1$ , and  $C = 0$ . Describe the solutions graphically. Is the following statement true of each solution?

*The slope of the graph at the point  $(x, y)$  is equal to twice the ratio of  $x$  and  $y$ .*

Explain your reasoning. Are all curves for which this statement is true represented by the general solution?

When you integrate each side of the equation in Example 1, you do not need to add a constant of integration to each side. When you do, you still obtain the same result.

$$\int y dy = \int 2x dx$$

$$\frac{1}{2}y^2 + C_2 = x^2 + C_3$$

$$\frac{1}{2}y^2 = x^2 + (C_3 - C_2)$$

$$\frac{1}{2}y^2 = x^2 + C_1 \quad \text{Rewrite, letting } C_1 = C_3 - C_2.$$

Some people prefer to use Leibniz notation and differentials when applying separation of variables. The solution to Example 1 is shown below using this notation.

$$\frac{dy}{dx} = \frac{2x}{y}$$

$$y dy = 2x dx$$

$$\int y dy = \int 2x dx$$

$$\frac{1}{2}y^2 = x^2 + C_1$$

$$y^2 - 2x^2 = C$$

## Growth and Decay Models

In many applications, the rate of change of a variable  $y$  is proportional to the value of  $y$ . When  $y$  is a function of time  $t$ , the proportion can be written as shown.

Rate of change of  $y$     is    proportional to  $y$ .

$$\frac{dy}{dt} = ky$$

The general solution of this differential equation is given in the next theorem.

### THEOREM 6.1 Exponential Growth and Decay

If  $y$  is a differentiable function of  $t$  such that  $y > 0$  and  $dy/dt = ky$  for some constant  $k$ , then

$$y = Ce^{kt}$$

where  $C$  is the **initial value** of  $y$ , and  $k$  is the **proportionality constant**. **Exponential growth** occurs when  $k > 0$ , and **exponential decay** occurs when  $k < 0$ .



### Proof

$$\frac{dy}{dt} = ky$$

Write original equation.

$$\frac{dy}{y} = k dt$$

Separate variables.

$$\int \frac{dy}{y} = \int k dt$$

Integrate each side.

$$\ln y = kt + C_1$$

Find antiderivative of each side.

$$y = e^{kt+C_1}$$

Exponentiate each side.

$$y = e^{kt}e^{C_1}$$

Property of exponents

$$y = Ce^{kt}$$

Let  $C = e^{C_1}$ .

••**REMARK** Notice that you do not need to write  $\ln|y|$  because  $y > 0$ .

So, all solutions of  $y' = ky$  are of the form  $y = Ce^{kt}$ . Remember that you can differentiate the function  $y = Ce^{kt}$  with respect to  $t$  to verify that  $y' = ky$ . ■

### EXAMPLE 2 Using an Exponential Growth Model

The rate of change of  $y$  is proportional to  $y$ . When  $t = 0$ ,  $y = 2$ , and when  $t = 2$ ,  $y = 4$ . What is the value of  $y$  when  $t = 3$ ?

**Solution** Because  $y' = ky$ , you know that  $y$  and  $t$  are related by the equation  $y = Ce^{kt}$ . You can find the values of the constants  $C$  and  $k$  by applying the initial conditions.

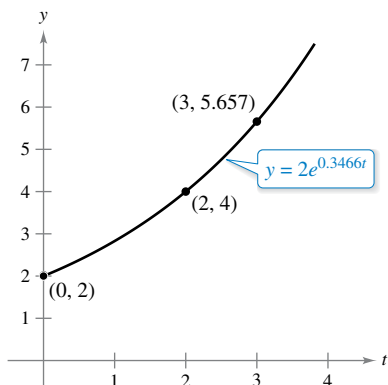
$$2 = Ce^0 \Rightarrow C = 2$$

When  $t = 0$ ,  $y = 2$ .

$$4 = 2e^{2k} \Rightarrow k = \frac{1}{2} \ln 2 \approx 0.3466$$

When  $t = 2$ ,  $y = 4$ .

So, the model is  $y = 2e^{0.3466t}$ . When  $t = 3$ , the value of  $y$  is  $2e^{0.3466(3)} \approx 5.657$ . See Figure 6.8. ■



If the rate of change of  $y$  is proportional to  $y$ , then  $y$  follows an exponential model.

Figure 6.8


Using logarithmic properties, the value of  $k$  in Example 2 can also be written as  $\ln\sqrt{2}$ . So, the model becomes  $y = 2e^{(\ln\sqrt{2})t}$ , which can be rewritten as  $y = 2(\sqrt{2})^t$ .



- ▷ **TECHNOLOGY** Most graphing utilities have curve-fitting capabilities that can
  - be used to find models that represent data. Use the *exponential regression* feature
  - of a graphing utility and the information in Example 2 to find a model for the data.
  - How does your model compare with the given model?

Radioactive decay is measured in terms of *half-life*—the number of years required for half of the atoms in a sample of radioactive material to decay. The rate of decay is proportional to the amount present. The half-lives of some common radioactive isotopes are listed below.

Uranium ( $^{238}\text{U}$ )	4,470,000,000 years
Plutonium ( $^{239}\text{Pu}$ )	24,100 years
Carbon ( $^{14}\text{C}$ )	5715 years
Radium ( $^{226}\text{Ra}$ )	1599 years
Einsteinium ( $^{254}\text{Es}$ )	276 days
Radon ( $^{222}\text{Rn}$ )	3.82 days
Nobelium ( $^{257}\text{No}$ )	25 seconds



In a conventional nuclear reactor, 1 kilogram of  $^{239}\text{Pu}$  can generate enough electricity to power about 900 homes for a year. (Source: World Nuclear Association, U.S. Energy Information Administration)

**EXAMPLE 3** Radioactive Decay

Ten grams of the plutonium isotope  $^{239}\text{Pu}$  were released in a nuclear accident. How long will it take for the 10 grams to decay to 1 gram?

**Solution** Let  $y$  represent the mass (in grams) of the plutonium. Because the rate of decay is proportional to  $y$ , you know that

$$y = Ce^{kt}$$

where  $t$  is the time in years. To find the values of the constants  $C$  and  $k$ , apply the initial conditions. Using the fact that  $y = 10$  when  $t = 0$ , you can write

$$10 = Ce^{k(0)} \Rightarrow 10 = Ce^0$$

which implies that  $C = 10$ . Next, using the fact that the half-life of  $^{239}\text{Pu}$  is 24,100 years, you have  $y = 10/2 = 5$  when  $t = 24,100$ . So, you can write

$$5 = 10e^{k(24,100)}$$

$$\frac{1}{2} = e^{24,100k}$$

$$\frac{1}{24,100} \ln \frac{1}{2} = k$$

$$-0.000028761 \approx k.$$

So, the model is

$$y = 10e^{-0.000028761t}. \quad \text{Half-life model}$$

To find the time it would take for 10 grams to decay to 1 gram, you can solve for  $t$  in the equation

$$1 = 10e^{-0.000028761t}.$$

The solution is approximately 80,059 years. ■

..... ▷  
 •• **REMARK** The exponential decay model in Example 3 could also be written as  $y = 10\left(\frac{1}{2}\right)^{t/24,100}$ . This model is much easier to derive, but for some applications it is not as convenient to use.

From Example 3, notice that in an exponential growth or decay problem, it is easy to solve for  $C$  when you are given the value of  $y$  at  $t = 0$ . The next example demonstrates a procedure for solving for  $C$  and  $k$  when you do not know the value of  $y$  at  $t = 0$ .

**EXAMPLE 4** Population Growth

•••▶ See [LarsonCalculus.com](http://LarsonCalculus.com) for an interactive version of this type of example.

An experimental population of fruit flies increases according to the law of exponential growth. There were 100 flies after the second day of the experiment and 300 flies after the fourth day. Approximately how many flies were in the original population?

**Solution** Let  $y = Ce^{kt}$  be the number of flies at time  $t$ , where  $t$  is measured in days. Note that  $y$  is continuous, whereas the number of flies is discrete. Because  $y = 100$  when  $t = 2$  and  $y = 300$  when  $t = 4$ , you can write

$$100 = Ce^{2k} \quad \text{and} \quad 300 = Ce^{4k}.$$

From the first equation, you know that

$$C = 100e^{-2k}.$$

Substituting this value into the second equation produces the following.

$$300 = 100e^{-2k}e^{4k}$$

$$300 = 100e^{2k}$$

$$3 = e^{2k}$$

$$\ln 3 = 2k$$

$$\frac{1}{2} \ln 3 = k$$

$$0.5493 \approx k$$

So, the exponential growth model is

$$y = Ce^{0.5493t}.$$

To solve for  $C$ , reapply the condition  $y = 100$  when  $t = 2$  and obtain

$$100 = Ce^{0.5493(2)}$$

$$C = 100e^{-1.0986}$$

$$C \approx 33.$$

So, the original population (when  $t = 0$ ) consisted of approximately  $y = C = 33$  flies, as shown in Figure 6.9.

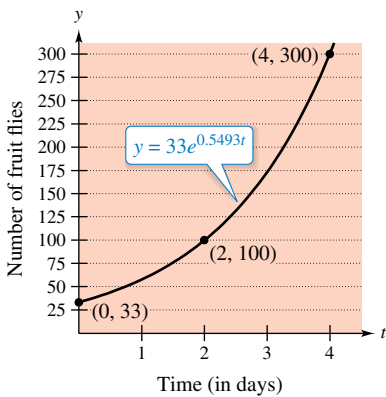


Figure 6.9

**EXAMPLE 5** Declining Sales

Four months after it stops advertising, a manufacturing company notices that its sales have dropped from 100,000 units per month to 80,000 units per month. The sales follow an exponential pattern of decline. What will the sales be after another 2 months?

**Solution** Use the exponential decay model  $y = Ce^{kt}$ , where  $t$  is measured in months. From the initial condition ( $t = 0$ ), you know that  $C = 100,000$ . Moreover, because  $y = 80,000$  when  $t = 4$ , you have

$$80,000 = 100,000e^{4k}$$

$$0.8 = e^{4k}$$

$$\ln(0.8) = 4k$$

$$-0.0558 \approx k.$$

So, after 2 more months ( $t = 6$ ), you can expect the monthly sales to be

$$y = 100,000e^{-0.0558(6)}$$

$$\approx 71,500 \text{ units.}$$

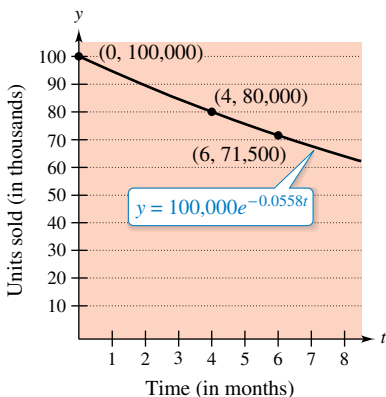


Figure 6.10

See Figure 6.10.

In Examples 2 through 5, you did not actually have to solve the differential equation  $dy/dt = ky$ . (This was done once in the proof of Theorem 6.1.) The next example demonstrates a problem whose solution involves the separation of variables technique. The example concerns **Newton’s Law of Cooling**, which states that the rate of change of the temperature of an object is proportional to the difference between the object’s temperature and the temperature of the surrounding medium.

**EXAMPLE 6** Newton’s Law of Cooling

Let  $y$  represent the temperature (in °F) of an object in a room whose temperature is kept at a constant 60°F. The object cools from 100°F to 90°F in 10 minutes. How much longer will it take for the temperature of the object to decrease to 80°F?

**Solution** From Newton’s Law of Cooling, you know that the rate of change of  $y$  is proportional to the difference between  $y$  and 60. This can be written as

$$\frac{dy}{dt} = k(y - 60), \quad 80 \leq y \leq 100.$$

To solve this differential equation, use separation of variables, as shown.

$$\frac{dy}{dt} = k(y - 60) \quad \text{Differential equation}$$

$$\left(\frac{1}{y - 60}\right) dy = k dt \quad \text{Separate variables.}$$

$$\int \frac{1}{y - 60} dy = \int k dt \quad \text{Integrate each side.}$$

$$\ln|y - 60| = kt + C_1 \quad \text{Find antiderivative of each side.}$$

Because  $y > 60$ ,  $|y - 60| = y - 60$ , and you can omit the absolute value signs. Using exponential notation, you have

$$y - 60 = e^{kt + C_1}$$

$$y = 60 + Ce^{kt}. \quad C = e^{C_1}$$

Using  $y = 100$  when  $t = 0$ , you obtain

$$100 = 60 + Ce^{k(0)} = 60 + C$$

which implies that  $C = 40$ . Because  $y = 90$  when  $t = 10$ ,

$$90 = 60 + 40e^{k(10)}$$

$$30 = 40e^{10k}$$

$$k = \frac{1}{10} \ln \frac{3}{4}$$

So,  $k \approx -0.02877$  and the model is

$$y = 60 + 40e^{-0.02877t}. \quad \text{Cooling model}$$

When  $y = 80$ , you obtain

$$80 = 60 + 40e^{-0.02877t}$$

$$20 = 40e^{-0.02877t}$$

$$\frac{1}{2} = e^{-0.02877t}$$

$$\ln \frac{1}{2} = -0.02877t$$

$$t \approx 24.09 \text{ minutes.}$$

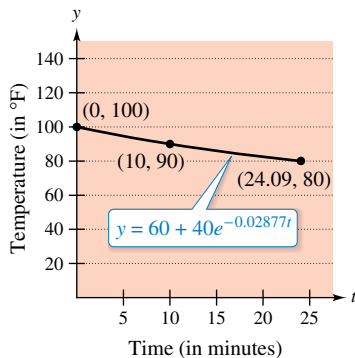


Figure 6.11

So, it will require about 14.09 more minutes for the object to cool to a temperature of 80°F. See Figure 6.11.

# 6.2 Exercises

See [CalcChat.com](http://CalcChat.com) for tutorial help and worked-out solutions to odd-numbered exercises.

### CONCEPT CHECK

- Describing Values** Describe what the values of  $C$  and  $k$  represent in the exponential growth and decay model  $y = Ce^{kt}$ .
- Growth and Decay** For  $y = Ce^{kt}$ , explain why exponential growth occurs when  $k > 0$  and exponential decay occurs when  $k < 0$ .



**Solving a Differential Equation** In Exercises 3–12, find the general solution of the differential equation.

- $\frac{dy}{dx} = x + 3$
- $\frac{dy}{dx} = 5 - 8x$
- $\frac{dy}{dx} = y + 3$
- $\frac{dy}{dx} = 6 - y$
- $y' = \frac{5x}{y}$
- $y' = -\frac{\sqrt{x}}{4y}$
- $y' = \sqrt{x}y$
- $y' = x(1 + y)$
- $(1 + x^2)y' - 2xy = 0$
- $xy + y' = 100x$

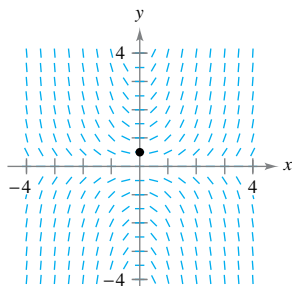
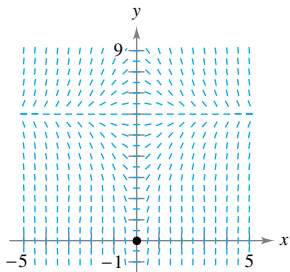
**Writing and Solving a Differential Equation** In Exercises 13 and 14, write and find the general solution of the differential equation that models the verbal statement.

- The rate of change of  $Q$  with respect to  $t$  is inversely proportional to the square of  $t$ .
- The rate of change of  $P$  with respect to  $t$  is proportional to  $25 - t$ .



**Slope Field** In Exercises 15 and 16, a differential equation, a point, and a slope field are given. (a) Sketch two approximate solutions of the differential equation on the slope field, one of which passes through the given point. (To print an enlarged copy of the graph, go to [MathGraphs.com](http://MathGraphs.com).) (b) Use integration and the given point to find the particular solution of the differential equation and use a graphing utility to graph the solution. Compare the result with the sketch in part (a) that passes through the given point.

- $\frac{dy}{dx} = x(6 - y), (0, 0)$
- $\frac{dy}{dx} = xy, (0, \frac{1}{2})$



**Finding a Particular Solution** In Exercises 17–20, find the function  $y = f(t)$  passing through the point  $(0, 10)$  with the given differential equation. Use a graphing utility to graph the solution.

- $\frac{dy}{dt} = \frac{1}{2}t$
- $\frac{dy}{dt} = -9\sqrt{t}$
- $\frac{dy}{dt} = -\frac{1}{2}y$
- $\frac{dy}{dt} = \frac{3}{4}y$

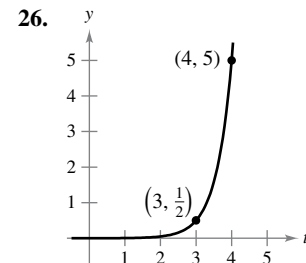
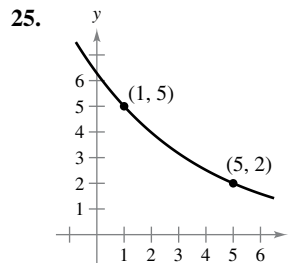
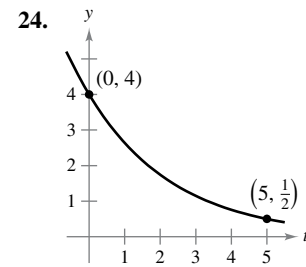
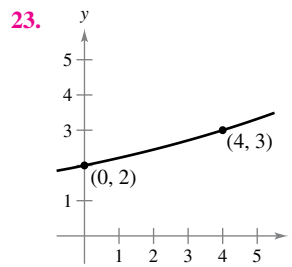


**Writing and Solving a Differential Equation** In Exercises 21 and 22, write and find the general solution of the differential equation that models the verbal statement. Evaluate the solution at the specified value of the independent variable.

- The rate of change of  $N$  is proportional to  $N$ . When  $t = 0$ ,  $N = 250$ , and when  $t = 1$ ,  $N = 400$ . What is the value of  $N$  when  $t = 4$ ?
- The rate of change of  $P$  is proportional to  $P$ . When  $t = 0$ ,  $P = 5000$ , and when  $t = 1$ ,  $P = 4750$ . What is the value of  $P$  when  $t = 5$ ?



**Finding an Exponential Function** In Exercises 23–26, find the exponential function  $y = Ce^{kt}$  that passes through the two given points.



### EXPLORING CONCEPTS

**Increasing Function** In Exercises 27 and 28, determine the quadrants in which the solution of the differential equation is an increasing function. Explain. (Do not solve the differential equation.)

- $\frac{dy}{dx} = \frac{1}{2}xy$
- $\frac{dy}{dx} = \frac{1}{2}x^2y$



**Radioactive Decay** In Exercises 29–36, complete the table for the radioactive isotope.

Isotope	Half-life (in years)	Initial Quantity	Amount After 1000 Years	Amount After 10,000 Years
29. $^{226}\text{Ra}$	1599	20 g		
30. $^{226}\text{Ra}$	1599		1.5 g	
31. $^{226}\text{Ra}$	1599			0.1 g
32. $^{14}\text{C}$	5715			3 g
33. $^{14}\text{C}$	5715	5 g		
34. $^{14}\text{C}$	5715		1.6 g	
35. $^{239}\text{Pu}$	24,100		2.1 g	
36. $^{239}\text{Pu}$	24,100			0.4 g

37. **Radioactive Decay** Radioactive radium has a half-life of approximately 1599 years. What percent of a given amount remains after 100 years?
38. **Carbon Dating** Carbon-14 dating assumes that the carbon dioxide on Earth today has the same radioactive content as it did centuries ago. If this is true, the amount of  $^{14}\text{C}$  absorbed by a tree that grew several centuries ago should be the same as the amount of  $^{14}\text{C}$  absorbed by a tree growing today. A piece of ancient charcoal contains only 15% as much of the radioactive carbon as a piece of modern charcoal. How long ago was the tree burned to make the ancient charcoal? (The half-life of  $^{14}\text{C}$  is 5715 years.)



**Compound Interest** In Exercises 39–44, complete the table for a savings account in which interest is compounded continuously.

	Initial Investment	Annual Rate	Time to Double	Amount After 10 Years
39.	\$1000	12%		
40.	\$28,000	2.5%		
41.	\$150		15 yr	
42.	\$31,000		8 yr	
43.	\$900			\$1845.25
44.	\$6000			\$6840

**Compound Interest** In Exercises 45–48, find the principal  $P$  that must be invested at rate  $r$ , compounded monthly, so that \$1,000,000 will be available for retirement in  $t$  years.

45.  $r = 7\frac{1}{2}\%$ ,  $t = 20$       46.  $r = 6\%$ ,  $t = 40$   
 47.  $r = 8\%$ ,  $t = 35$       48.  $r = 9\%$ ,  $t = 25$

**Compound Interest** In Exercises 49 and 50, find the time necessary for \$1000 to double when it is invested at rate  $r$  and compounded (a) annually, (b) monthly, (c) daily, and (d) continuously.

49.  $r = 7\%$   
 50.  $r = 5.5\%$



**Population** In Exercises 51–54, the population (in millions) of a country in 2015 and the expected continuous annual rate of change  $k$  of the population are given. (Source: U.S. Census Bureau, International Data Base)

- (a) Find the exponential growth model

$$P = Ce^{kt}$$

for the population by letting  $t = 5$  correspond to 2015.

- (b) Use the model to predict the population of the country in 2030.  
 (c) Discuss the relationship between the sign of  $k$  and the change in population for the country.

Country	2015 Population	$k$
51. Latvia	2.0	-0.011
52. Canada	35.1	0.008
53. Paraguay	6.8	0.012
54. Ukraine	44.4	-0.006

55. **Modeling Data** One hundred bacteria are started in a culture and the number  $N$  of bacteria is counted each hour for 5 hours. The results are shown in the table, where  $t$  is the time in hours.

$t$	0	1	2	3	4	5
$N$	100	126	151	198	243	297

- (a) Use the regression capabilities of a graphing utility to find an exponential model for the data.  
 (b) Use the model to estimate the time required for the population to quadruple in size.
56. **Bacteria Growth** The number of bacteria in a culture is increasing according to the law of exponential growth. There are 125 bacteria in the culture after 2 hours and 350 bacteria after 4 hours.
- (a) Find the initial population.  
 (b) Write an exponential growth model for the bacteria population. Let  $t$  represent the time in hours.  
 (c) Use the model to determine the number of bacteria after 8 hours.  
 (d) After how many hours will the bacteria count be 25,000?
57. **Learning Curve** The management at a certain factory has found that a worker can produce at most 30 units in a day. The learning curve for the number of units  $N$  produced per day after a new employee has worked  $t$  days is

$$N = 30(1 - e^{-kt}).$$

After 20 days on the job, a particular worker produces 19 units.

- (a) Find the learning curve for this worker.  
 (b) How many days should pass before this worker is producing 25 units per day?

**58. Learning Curve** Suppose the management in Exercise 57 requires a new employee to produce at least 20 units per day after 30 days on the job.

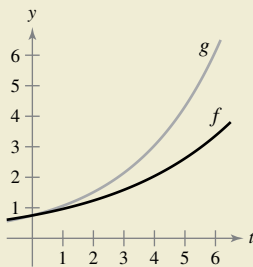
- (a) Find the learning curve that describes this minimum requirement.
- (b) Find the number of days before a minimal achiever is producing 25 units per day.

**59. Insect Population**

- (a) Suppose an insect population increases by a constant number each month. Explain why the number of insects can be represented by a linear function.
- (b) Suppose an insect population increases by a constant percentage each month. Explain why the number of insects can be represented by an exponential function.



**60. HOW DO YOU SEE IT?** The functions  $f$  and  $g$  are both of the form  $y = Ce^{kt}$ .



- (a) Do the functions  $f$  and  $g$  represent exponential growth or exponential decay? Explain.
- (b) Assume both functions have the same value of  $C$ . Which function has a greater value of  $k$ ? Explain.

**61. Modeling Data** The table shows the cost of tuition and fees  $M$  (in dollars) at public four-year universities for selected years. (Source: *The College Board*)

Year	1980	1985	1990	1995
Cost, $M$	2320	2918	3492	4399

Year	2000	2005	2010	2015
Cost, $M$	4845	6708	8351	9410

- (a) Use a graphing utility to find an exponential model  $M_1$  for the data. Let  $t = 0$  represent 1980.
- (b) Use a graphing utility to find a linear model  $M_2$  for the data. Let  $t = 0$  represent 1980.
- (c) Which model fits the data better? Explain.
- (d) Use the exponential model to predict when the cost of tuition and fees will be \$15,000. Does the result seem reasonable? Explain.

**62. Forestry**

The value of a tract of timber is

$$V(t) = 100,000e^{0.8\sqrt{t}}$$

where  $t$  is the time in years, with  $t = 0$  corresponding to 2010. If money earns interest continuously at 10%, then the present value of the timber at any time  $t$  is

$$A(t) = V(t)e^{-0.10t}.$$

- Find the year in which the timber should be harvested to maximize the present value function.



**63. Sound Intensity** The level of sound  $\beta$  (in decibels) with an intensity of  $I$  is  $\beta(I) = 10 \log_{10}(I/I_0)$ , where  $I_0$  is an intensity of  $10^{-16}$  watt per square centimeter, corresponding roughly to the faintest sound that can be heard. Determine  $\beta(I)$  for the following.

- (a)  $I = 10^{-14}$  watt per square centimeter (whisper)
- (b)  $I = 10^{-9}$  watt per square centimeter (busy street corner)
- (c)  $I = 10^{-4}$  watt per square centimeter (threshold of pain)

**64. Noise Level** With the installation of noise suppression materials, the noise level in an auditorium was reduced from 93 to 80 decibels. Use the function in Exercise 63 to find the percent decrease in the intensity level of the noise as a result of the installation of these materials.

**65. Newton's Law of Cooling** When an object is removed from a furnace and placed in an environment with a constant temperature of 80°F, its core temperature is 1500°F. One hour after it is removed, the core temperature is 1120°F.

- (a) Write an equation for the core temperature  $y$  of the object  $t$  hours after it is removed from the furnace.
- (b) What is the core temperature of the object 6 hours after it is removed from the furnace?

**66. Newton's Law of Cooling** A container of hot liquid is placed in a freezer that is kept at a constant temperature of 20°F. The initial temperature of the liquid is 160°F. After 5 minutes, the liquid's temperature is 60°F.

- (a) Write an equation for the temperature  $y$  of the liquid  $t$  minutes after it is placed in the freezer.
- (b) How much longer will it take for the temperature of the liquid to decrease to 25°F?

**True or False?** In Exercises 67 and 68, determine whether the statement is true or false. If it is false, explain why or give an example that shows it is false.

- 67.** Half of the atoms in a sample of radioactive radium decay in 799.5 years.
- 68.** If prices are rising at a rate of 0.5% per month, then they are rising at a rate of 6% per year.

## 6.3 Separation of Variables and the Logistic Equation

- Recognize and solve differential equations that can be solved by separation of variables.
- Use differential equations to model and solve applied problems.
- Solve and analyze logistic differential equations.

### Separation of Variables

Consider a differential equation that can be written in the form

$$M(x) + N(y) \frac{dy}{dx} = 0$$

where  $M$  is a continuous function of  $x$  alone and  $N$  is a continuous function of  $y$  alone. As you saw in Section 6.2, for this type of equation, all  $x$ -terms can be collected with  $dx$  and all  $y$ -terms with  $dy$ , and a solution can be obtained by integration. Such equations are said to be **separable**, and the solution procedure is called **separation of variables**. Below are some examples of differential equations that are separable.

#### Original Differential Equation

$$x^2 + 3y \frac{dy}{dx} = 0$$

$$(\sin x)y' = \cos x$$

$$\frac{xy'}{e^y + 1} = 2$$

#### Rewritten with Variables Separated

$$3y \, dy = -x^2 \, dx$$

$$dy = \cot x \, dx$$

$$\frac{1}{e^y + 1} \, dy = \frac{2}{x} \, dx$$

### EXAMPLE 1

#### Separation of Variables

•••▶ See [LarsonCalculus.com](http://LarsonCalculus.com) for an interactive version of this type of example.

Find the general solution of

$$(x^2 + 4) \frac{dy}{dx} = xy.$$

**Solution** To begin, note that  $y = 0$  is a solution. To find other solutions, assume that  $y \neq 0$  and separate variables as shown.

$$(x^2 + 4) \, dy = xy \, dx$$

Differential form

$$\frac{dy}{y} = \frac{x}{x^2 + 4} \, dx$$

Separate variables.

Now, integrate to obtain

$$\int \frac{dy}{y} = \int \frac{x}{x^2 + 4} \, dx$$

Integrate.

$$\ln|y| = \frac{1}{2} \ln(x^2 + 4) + C_1$$

$$\ln|y| = \ln\sqrt{x^2 + 4} + C_1$$

$$|y| = e^{\ln\sqrt{x^2 + 4} + C_1}$$

Exponentiate each side.

$$|y| = e^{C_1} \sqrt{x^2 + 4}$$

Property of exponents

$$y = \pm e^{C_1} \sqrt{x^2 + 4}.$$

Because  $y = 0$  is also a solution, you can write the general solution as

$$y = C\sqrt{x^2 + 4}.$$

General solution

- **REMARK** Be sure to check your solutions throughout this chapter. In Example 1, you can check the solution

$$y = C\sqrt{x^2 + 4}$$

- by differentiating and substituting into the original equation.

$$(x^2 + 4) \frac{dy}{dx} = xy$$

$$(x^2 + 4) \frac{Cx}{\sqrt{x^2 + 4}} \stackrel{?}{=} x(C\sqrt{x^2 + 4})$$

$$Cx\sqrt{x^2 + 4} = Cx\sqrt{x^2 + 4}$$

- So, the solution checks.



In some cases, it is not feasible to write the general solution in the explicit form  $y = f(x)$ . The next example illustrates such a solution. Implicit differentiation can be used to verify this solution.

#### FOR FURTHER INFORMATION

For an example (from engineering) of a differential equation that is separable, see the article “Designing a Rose Cutter” by J. S. Hartzler in *The College Mathematics Journal*. To view this article, go to *MathArticles.com*.

#### EXAMPLE 2 Finding a Particular Solution

Given the initial condition  $y(0) = 1$ , find the particular solution of the equation

$$xy \, dx + e^{-x^2}(y^2 - 1) \, dy = 0.$$

**Solution** Note that  $y = 0$  is a solution of the differential equation—but this solution does not satisfy the initial condition. So, you can assume that  $y \neq 0$ . To separate variables, you must rid the first term of  $y$  and the second term of  $e^{-x^2}$ . So, you should multiply by  $e^{x^2}/y$  and obtain the following.

$$\begin{aligned} xy \, dx + e^{-x^2}(y^2 - 1) \, dy &= 0 \\ e^{-x^2}(y^2 - 1) \, dy &= -xy \, dx \\ \int \left( y - \frac{1}{y} \right) dy &= \int -xe^{x^2} \, dx \\ \frac{y^2}{2} - \ln|y| &= -\frac{1}{2}e^{x^2} + C \end{aligned}$$

From the initial condition  $y(0) = 1$ , you have

$$\frac{1}{2} - 0 = -\frac{1}{2} + C$$

which implies that  $C = 1$ . So, the particular solution has the implicit form

$$\begin{aligned} \frac{y^2}{2} - \ln|y| &= -\frac{1}{2}e^{x^2} + 1 \\ y^2 - \ln y^2 + e^{x^2} &= 2. \end{aligned}$$

You can check this by differentiating and rewriting to get the original equation.

#### EXAMPLE 3 Finding a Particular Solution Curve

Find the equation of the curve that passes through the point  $(1, 3)$  and has a slope of  $y/x^2$  at any point  $(x, y)$ .

**Solution** Because the slope of the curve is  $y/x^2$ , you have

$$\frac{dy}{dx} = \frac{y}{x^2}$$

with the initial condition  $y(1) = 3$ . Because the initial condition occurs in Quadrant I, assume  $x > 0$ . Then, separating variables and integrating produce

$$\begin{aligned} \int \frac{dy}{y} &= \int \frac{dx}{x^2}, \quad y \neq 0, x > 0 \\ \ln|y| &= -\frac{1}{x} + C_1 \\ y &= e^{-(1/x) + C_1} \\ y &= Ce^{-1/x}. \end{aligned}$$

Because  $y = 3$  when  $x = 1$ , it follows that  $3 = Ce^{-1}$  and  $C = 3e$ . So, the equation of the specified curve is

$$y = (3e)e^{-1/x} \quad \Rightarrow \quad y = 3e^{(x-1)/x}, \quad x > 0.$$

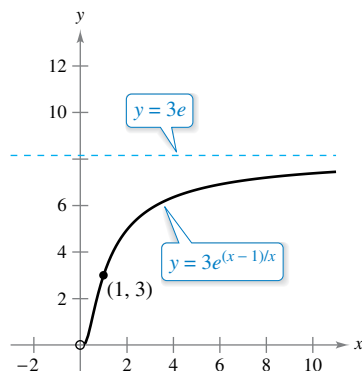


Figure 6.12

See Figure 6.12.



## Applications

### EXAMPLE 4 Wildlife Population



The rate of change of the number of coyotes  $N(t)$  in a population is directly proportional to  $650 - N(t)$ , where  $t$  is the time in years. When  $t = 0$ , the population is 300, and when  $t = 2$ , the population has increased to 500. Find the population when  $t = 3$ .

**Solution** Because the rate of change of the population is proportional to  $650 - N(t)$ , or  $650 - N$ , you can write the differential equation

$$\frac{dN}{dt} = k(650 - N).$$

You can solve this equation using separation of variables.

$$dN = k(650 - N) dt \quad \text{Differential form}$$

$$\frac{dN}{650 - N} = k dt \quad \text{Separate variables.}$$

$$-\ln|650 - N| = kt + C_1 \quad \text{Integrate.}$$

$$\ln|650 - N| = -kt - C_1$$

$$650 - N = e^{-kt - C_1} \quad \text{Exponentiate each side. (Assume } N < 650.)$$

$$650 - N = e^{-C_1} e^{-kt} \quad \text{Property of exponents}$$

$$N = 650 - C e^{-kt} \quad \text{General solution}$$

Using  $N = 300$  when  $t = 0$ , you can conclude that  $C = 350$ , which produces

$$N = 650 - 350e^{-kt}.$$

Then, using  $N = 500$  when  $t = 2$ , it follows that

$$500 = 650 - 350e^{-2k} \Rightarrow e^{-2k} = \frac{3}{7} \Rightarrow k \approx 0.4236.$$

So, the model for the coyote population is

$$N = 650 - 350e^{-0.4236t}. \quad \text{Model for population}$$

When  $t = 3$ , you can approximate the population to be

$$\begin{aligned} N &= 650 - 350e^{-0.4236(3)} \\ &\approx 552 \text{ coyotes.} \end{aligned}$$

The model for the population is shown in Figure 6.13. Note that  $N = 650$  is the horizontal asymptote of the graph and is the *carrying capacity* of the model. You will learn more about carrying capacity later in this section.

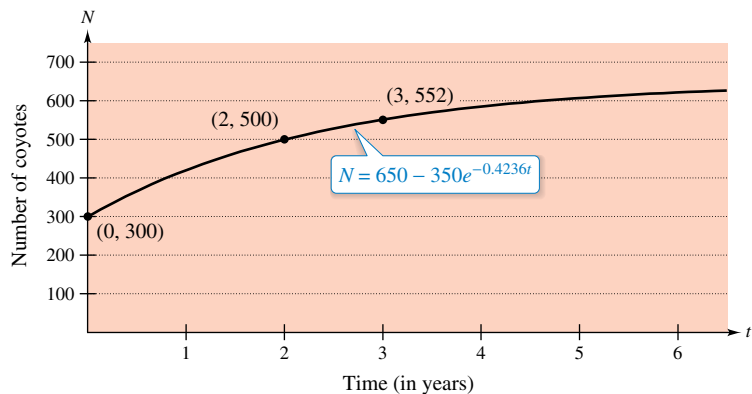


Figure 6.13

Derek R. Audette/Shutterstock.com

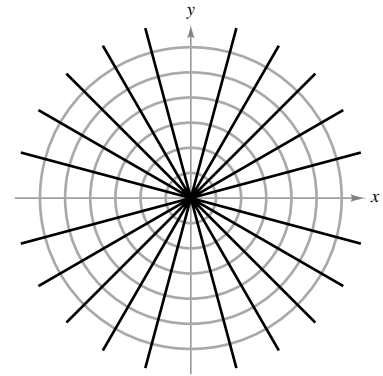
A common problem in electrostatics, thermodynamics, and hydrodynamics involves finding a family of curves, each of which is *orthogonal* to all members of a given family of curves. For example, Figure 6.14 shows a family of circles

$$x^2 + y^2 = C \quad \text{Family of circles}$$

each of which intersects the lines in the family

$$y = Kx \quad \text{Family of lines}$$

at right angles. Two such families of curves are said to be **mutually orthogonal**, and each curve in one of the families is called an **orthogonal trajectory** of the other family. In electrostatics, lines of force are orthogonal to the *equipotential curves*. In thermodynamics, the flow of heat across a plane surface is orthogonal to the *isothermal curves*. In hydrodynamics, the flow (stream) lines are orthogonal trajectories of the *velocity potential curves*.



Each line  $y = Kx$  is an orthogonal trajectory of the family of circles.

**Figure 6.14**

**EXAMPLE 5** Finding Orthogonal Trajectories

Describe the orthogonal trajectories for the family of curves given by

$$y = \frac{C}{x}$$

for  $C \neq 0$ . Sketch several members of each family.

**Solution** First, solve the given equation for  $C$  and write  $xy = C$ . Then, by differentiating implicitly with respect to  $x$ , you obtain the differential equation

$$x \frac{dy}{dx} + y = 0 \quad \text{Differential equation}$$

$$x \frac{dy}{dx} = -y$$

$$\frac{dy}{dx} = -\frac{y}{x} \quad \text{Slope of given family}$$

Because  $dy/dx$  represents the slope of the given family of curves at  $(x, y)$ , it follows that the orthogonal family has the negative reciprocal slope  $x/y$ . So,

$$\frac{dy}{dx} = \frac{x}{y} \quad \text{Slope of orthogonal family}$$

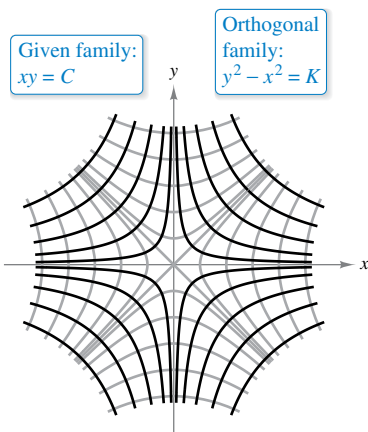
Now you can find the orthogonal family by separating variables and integrating.

$$\int y \, dy = \int x \, dx$$

$$\frac{y^2}{2} = \frac{x^2}{2} + C_1$$

$$y^2 - x^2 = K$$

So, the orthogonal trajectories for the family of curves given by  $y = C/x$  is the family of curves given by  $y^2 - x^2 = K$ . When  $K \neq 0$ , the orthogonal trajectories are hyperbolas with centers at the origin, and the transverse axes are vertical for  $K > 0$  and horizontal for  $K < 0$ . When  $K = 0$ , the orthogonal trajectories are the lines  $y = \pm x$ . Several trajectories are shown in Figure 6.15.

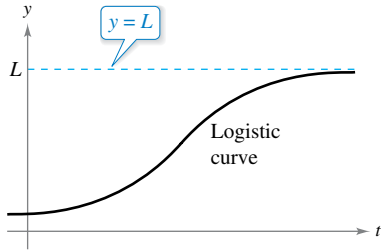


Orthogonal trajectories

**Figure 6.15**

### Logistic Differential Equation

In Section 6.2, the exponential growth model was derived from the fact that the rate of change of a variable  $y$  is proportional to the value of  $y$ . You observed that the differential equation  $dy/dt = ky$  has the general solution  $y = Ce^{kt}$ . Exponential growth is unlimited, but when describing a population, there often exists some upper limit  $L$  past which growth cannot occur. This upper limit  $L$  is called the **carrying capacity**, which is the maximum population  $y(t)$  that can be sustained or supported as time  $t$  increases. A model that is often used to describe this type of growth is the **logistic differential equation**



Note that as  $t \rightarrow \infty, y \rightarrow L$ .  
**Figure 6.16**

$$\frac{dy}{dt} = ky\left(1 - \frac{y}{L}\right) \quad \text{Logistic differential equation}$$

where  $k$  and  $L$  are positive constants. A population that satisfies this equation does not grow without bound but approaches the carrying capacity  $L$  as  $t$  increases.

From the equation, you can see that if  $y$  is between 0 and the carrying capacity  $L$ , then  $dy/dt > 0$ , and the population increases. If  $y$  is greater than  $L$ , then  $dy/dt < 0$ , and the population decreases. The graph of the function  $y$  is called the *logistic curve*, as shown in Figure 6.16.

#### EXAMPLE 6 Deriving the General Solution

Solve the logistic differential equation

$$\frac{dy}{dt} = ky\left(1 - \frac{y}{L}\right).$$

**Solution** Begin by separating variables.

$$\frac{dy}{y(1 - y/L)} = k dt \quad \text{Write differential equation.}$$

$$\frac{1}{y(1 - y/L)} dy = k dt \quad \text{Separate variables.}$$

$$\int \frac{1}{y(1 - y/L)} dy = \int k dt \quad \text{Integrate each side.}$$

$$\int \left(\frac{1}{y} + \frac{1}{L - y}\right) dy = \int k dt \quad \text{Rewrite left side using partial fractions.}$$

$$\ln|y| - \ln|L - y| = kt + C \quad \text{Find antiderivative of each side.}$$

$$\ln\left|\frac{L - y}{y}\right| = -kt - C \quad \text{Multiply each side by } -1 \text{ and simplify.}$$

$$\left|\frac{L - y}{y}\right| = e^{-kt - C} \quad \text{Exponentiate each side.}$$

$$\left|\frac{L - y}{y}\right| = e^{-C}e^{-kt} \quad \text{Property of exponents}$$

$$\frac{L - y}{y} = be^{-kt} \quad \text{Let } \pm e^{-C} = b.$$

Solving this equation for  $y$  produces  $y = \frac{L}{1 + be^{-kt}}$

From Example 6, you can conclude that all solutions of the logistic differential equation are of the general form

$$y = \frac{L}{1 + be^{-kt}}$$

**REMARK** A review of the method of partial fractions is given in Section 8.5.

#### Exploration

Use a graphing utility to investigate the effects of the values of  $L$ ,  $b$ , and  $k$  on the graph of

$$y = \frac{L}{1 + be^{-kt}}$$

Include some examples to support your results.

**EXAMPLE 7 Solving a Logistic Differential Equation**

A state game commission releases 40 elk into a game refuge. After 5 years, the elk population is 104. The commission believes that the environment can support no more than 4000 elk. The growth rate of the elk population  $p$  is

$$\frac{dp}{dt} = kp\left(1 - \frac{p}{4000}\right), \quad 40 \leq p \leq 4000$$

where  $t$  is the number of years.

- Write a model for the elk population in terms of  $t$ .
- Graph the slope field for the differential equation and the solution that passes through the point  $(0, 40)$ .
- Use the model to estimate the elk population after 15 years.
- Find the limit of the model as  $t \rightarrow \infty$ .

**Solution**

- a. You know that  $L = 4000$ . So, the solution of the equation is of the form

$$p = \frac{4000}{1 + be^{-kt}}$$

Because  $p(0) = 40$ , you can solve for  $b$  as follows.

$$40 = \frac{4000}{1 + be^{-k(0)}} \Rightarrow 40 = \frac{4000}{1 + b} \Rightarrow b = 99$$

Then, because  $p = 104$  when  $t = 5$ , you can solve for  $k$ .

$$104 = \frac{4000}{1 + 99e^{-k(5)}} \Rightarrow k \approx 0.194$$

So, a model for the elk population is

$$p = \frac{4000}{1 + 99e^{-0.194t}}$$

- b. Using a graphing utility, you can graph the slope field for

$$\frac{dp}{dt} = 0.194p\left(1 - \frac{p}{4000}\right)$$

and the solution that passes through  $(0, 40)$ , as shown in Figure 6.17.

- c. To estimate the elk population after 15 years, substitute 15 for  $t$  in the model.

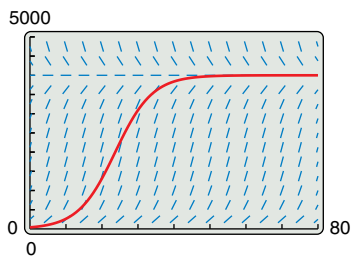
$$\begin{aligned} p &= \frac{4000}{1 + 99e^{-0.194(15)}} && \text{Substitute 15 for } t. \\ &= \frac{4000}{1 + 99e^{-2.91}} && \text{Simplify.} \\ &\approx 626 \end{aligned}$$

- d. As  $t$  increases without bound, the denominator of

$$\frac{4000}{1 + 99e^{-0.194t}}$$

gets closer and closer to 1. So,

$$\lim_{t \rightarrow \infty} \frac{4000}{1 + 99e^{-0.194t}} = 4000.$$



Slope field for

$$\frac{dp}{dt} = 0.194p\left(1 - \frac{p}{4000}\right)$$

and the solution passing through  $(0, 40)$

**Figure 6.17**

## 6.3 Exercises

See [CalcChat.com](http://CalcChat.com) for tutorial help and worked-out solutions to odd-numbered exercises.

## CONCEPT CHECK

**1. Separation of Variables** Determine whether each differential equation is separable.

(a)  $y = 2x^5 y' - y'$       (b)  $\frac{y'}{x} = x^2 y + 1$

**2. Mutually Orthogonal** What does it mean for two families of curves to be mutually orthogonal?

**3. Carrying Capacity** Describe carrying capacity in your own words.

**4. Logistic Differential Equation** List a real-life application that can be modeled by the logistic differential equation.



**Finding a General Solution Using Separation of Variables** In Exercises 5–18, find the general solution of the differential equation.

5.  $\frac{dy}{dx} = \frac{x}{y}$

7.  $\frac{dy}{dx} = \frac{x-1}{y^3}$

9.  $\frac{dr}{ds} = \frac{4}{9}r$

11.  $(2+x)y' = 3y$

13.  $y^2 y' = \sin 9x$

15.  $\sqrt{1-4x^2} y' = x$

17.  $y \ln x - xy' = 0, \quad x > 0$

18.  $12yy' - 7e^x = 0$

6.  $\frac{dy}{dx} = \frac{3x^2}{y^2}$

8.  $\frac{dy}{dx} = \frac{6-x^2}{2y^3}$

10.  $\frac{dr}{ds} = \frac{9}{4}s$

12.  $xy' = y$

14.  $yy' = -8 \cos(\pi x)$

16.  $\sqrt{x^3-5} y' = x^2$



**Finding a Particular Solution Using Separation of Variables** In Exercises 19–28, find the particular solution of the differential equation that satisfies the initial condition.

Differential Equation	Initial Condition
19. $yy' - 2e^x = 0$	$y(0) = 6$
20. $\sqrt{x} + \sqrt{y} y' = 0$	$y(1) = 9$
21. $y(x+1) + y' = 0$	$y(-2) = 1$
22. $2xy' - \ln x^2 = 0, \quad x > 0$	$y(1) = 2$
23. $y(1+x^2)y' - x(1+y^2) = 0$	$y(0) = \sqrt{3}$
24. $y\sqrt{1-x^2}y' - x\sqrt{1-y^2} = 0$	$y(0) = 1$
25. $\frac{du}{dv} = uv \sin v^2$	$u(0) = e^2$
26. $\frac{dr}{ds} = e^{r-2s}$	$r(0) = 0$
27. $dP - kP dt = 0$	$P(0) = P_0$
28. $dT + k(T-70) dt = 0$	$T(0) = 140$



**Finding a Particular Solution Curve** In Exercises 29–32, find an equation of the curve that passes through the point and has the given slope.

29.  $(0, 2), \quad y' = \frac{x}{4y}$

30.  $(1, 1), \quad y' = -\frac{9x}{16y}$

31.  $(3, 1), \quad y' = -\frac{y}{5x}$

32.  $(8, 2), \quad y' = \frac{2y}{3x}$

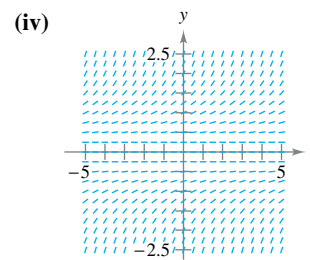
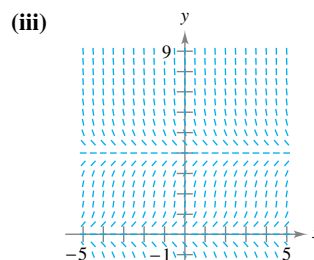
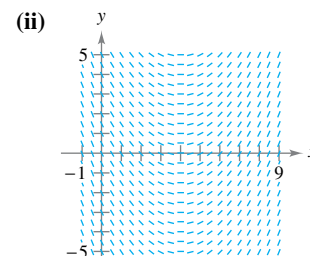
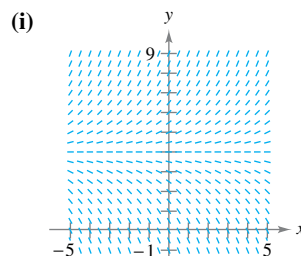
**Using Slope** In Exercises 33 and 34, find all functions  $f$  having the indicated property.

33. The tangent to the graph of  $f$  at the point  $(x, y)$  intersects the  $x$ -axis at  $(x+2, 0)$ .

34. All tangents to the graph of  $f$  pass through the origin.



**Slope Field** In Exercises 35–38, (a) write a differential equation for the statement, (b) match the differential equation with a possible slope field, and (c) verify your result by using a graphing utility to graph a slope field for the differential equation. [The slope fields are labeled (i), (ii), (iii), and (iv).]



35. The rate of change of  $y$  with respect to  $x$  is proportional to the difference between  $y$  and 4.

36. The rate of change of  $y$  with respect to  $x$  is proportional to the difference between  $x$  and 4.

37. The rate of change of  $y$  with respect to  $x$  is proportional to the product of  $y$  and the difference between  $y$  and 4.

38. The rate of change of  $y$  with respect to  $x$  is proportional to  $y^2$ .

39. **Radioactive Decay** The rate of decomposition of radioactive radium is proportional to the amount present at any time. The half-life of radioactive radium is 1599 years. What percent of a present amount will remain after 50 years?

**40. Chemical Reaction** In a chemical reaction, a certain compound changes into another compound at a rate proportional to the unchanged amount. There is 40 grams of the original compound initially and 35 grams after 1 hour. When will 75 percent of the compound be changed?

**41. Weight Gain** A calf that weighs 60 pounds at birth gains weight at the rate  $dw/dt = k(1200 - w)$ , where  $w$  is the weight in pounds and  $t$  is the time in years.

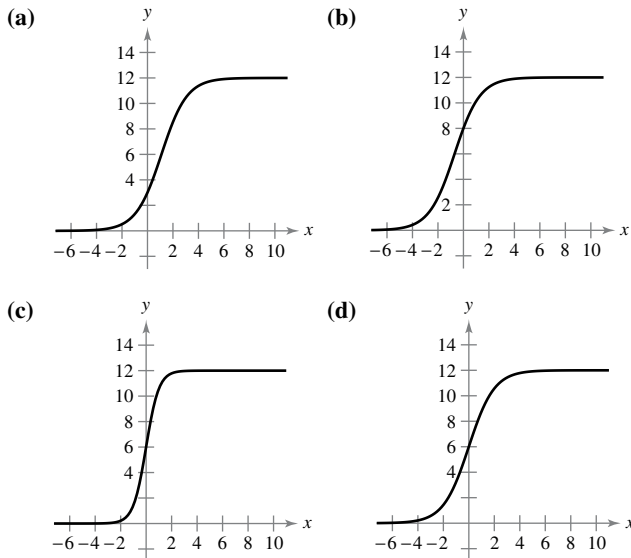
- (a) Find the general solution of the differential equation.
- (b) Use a graphing utility to graph the particular solutions for  $k = 0.8, 0.9,$  and  $1$ .
- (c) The animal is sold when its weight reaches 800 pounds. Find the time of sale for each of the models in part (b).
- (d) What is the maximum weight of the animal for each of the models in part (b)?

**42. Weight Gain** A goat that weighs 7 pounds at birth gains weight at the rate  $dw/dt = k(250 - w)$ , where  $w$  is the weight in pounds and  $t$  is the time in years. Repeat Exercise 41 assuming that the goat is sold when its weight reaches 175 pounds.

**Finding Orthogonal Trajectories In Exercises 43–48, find the orthogonal trajectories for the family of curves. Use a graphing utility to graph several members of each family.**

- 43.  $3x^2 - y^2 = C$
- 44.  $x^2 - 2y^2 = C$
- 45.  $x^2 = Cy$
- 46.  $y^2 = 2Cx$
- 47.  $y^2 = Cx^3$
- 48.  $y = Ce^x$

**Matching In Exercises 49–52, match the logistic equation with its graph. [The graphs are labeled (a), (b), (c), and (d).]**



- 49.  $y = \frac{12}{1 + e^{-x}}$
- 50.  $y = \frac{12}{1 + 3e^{-x}}$
- 51.  $y = \frac{12}{1 + \frac{1}{2}e^{-x}}$
- 52.  $y = \frac{12}{1 + e^{-2x}}$



**Using a Logistic Equation In Exercises 53 and 54, the logistic equation models the growth of a population. Use the equation to (a) find the value of  $k$ , (b) find the carrying capacity, (c) find the initial population, (d) determine when the population will reach 50% of its carrying capacity, and (e) write a logistic differential equation that has the solution  $P(t)$ .**

53.  $P(t) = \frac{2100}{1 + 29e^{-0.75t}}$       54.  $P(t) = \frac{5000}{1 + 39e^{-0.2t}}$

**Using a Logistic Differential Equation In Exercises 55 and 56, the logistic differential equation models the growth rate of a population. Use the equation to (a) find the value of  $k$ , (b) find the carrying capacity, (c) graph a slope field using a computer algebra system, and (d) determine the value of  $P$  at which the population growth rate is the greatest.**

55.  $\frac{dP}{dt} = 3P\left(1 - \frac{P}{100}\right)$       56.  $\frac{dP}{dt} = 0.1P - 0.0004P^2$



**Solving a Logistic Differential Equation In Exercises 57–60, find the logistic equation that passes through the given point.**

- 57.  $\frac{dy}{dt} = y\left(1 - \frac{y}{36}\right), (0, 4)$
- 58.  $\frac{dy}{dt} = 4.2y\left(1 - \frac{y}{21}\right), (0, 9)$
- 59.  $\frac{dy}{dt} = \frac{4y}{5} - \frac{y^2}{150}, (0, 8)$
- 60.  $\frac{dy}{dt} = \frac{3y}{20} - \frac{y^2}{1600}, (0, 15)$

**61. Endangered Species** A conservation organization releases 25 Florida panthers into a game preserve. After 2 years, there are 39 panthers in the preserve. The Florida preserve has a carrying capacity of 200 panthers.

- (a) Write a logistic equation that models the population of panthers in the preserve.
- (b) Find the population after 5 years.
- (c) When will the population reach 100?
- (d) Write a logistic differential equation that models the growth rate of the panther population. Then repeat part (b) using Euler's Method with a step size of  $h = 1$ . Compare the approximation with the exact answer.
- (e) At what time is the panther population growing most rapidly? Explain.

**62. Bacteria Growth** At time  $t = 0$ , a bacterial culture weighs 1 gram. Two hours later, the culture weighs 4 grams. The maximum weight of the culture is 20 grams.

- (a) Write a logistic equation that models the weight of the bacterial culture.
- (b) Find the culture's weight after 5 hours.
- (c) When will the culture's weight reach 18 grams?
- (d) Write a logistic differential equation that models the growth rate of the culture's weight. Then repeat part (b) using Euler's Method with a step size of  $h = 1$ . Compare the approximation with the exact answer.
- (e) At what time is the culture's weight increasing most rapidly? Explain.

**EXPLORING CONCEPTS**

**63. Separation of Variables** Is an equation of the form

$$\frac{dy}{dx} = f(x)g(y) - f(x)h(y), \quad g(y) \neq h(y)$$

separable? Explain.

**64. Slope Field** Describe the slope field for a logistic differential equation. Explain your reasoning.

**65. Finding a Derivative** Show that if

$$y = \frac{1}{1 + be^{-kt}}$$

then

$$\frac{dy}{dt} = ky(1 - y).$$

**66. Point of Inflection** For any logistic equation, show that the point of inflection occurs at  $y = L/2$  when the solution starts below the carrying capacity  $L$ .

**67. Sailing**

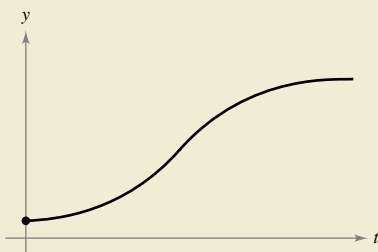
Ignoring resistance, a sailboat starting from rest accelerates ( $dv/dt$ ) at a rate proportional to the difference between the velocities of the wind and the boat.



- (a) The wind is blowing at 20 knots, and after a half-hour, the boat is moving at 10 knots. Write the velocity  $v$  as a function of time  $t$ .
- (b) Use the result of part (a) to write the distance traveled by the boat as a function of time.



**68. HOW DO YOU SEE IT?** The growth of a population is modeled by a logistic equation, as shown in the graph below. What happens to the rate of growth as the population increases? What do you think causes this to occur in real-life situations, such as animal or human populations?



iStockphoto.com/travenian

**Determining if a Function Is Homogeneous** In Exercises 69–76, determine whether the function is homogeneous, and if it is, determine its degree. A function  $f(x, y)$  is homogeneous of degree  $n$  if  $f(tx, ty) = t^n f(x, y)$ .

- 69.  $f(x, y) = x^3 + 4xy^2 + y^3$
- 70.  $f(x, y) = x^4 + 2x^2y^2 + x + y$
- 71.  $f(x, y) = e^{x/y}$
- 72.  $f(x, y) = x^2e^{y/x} + y^2$
- 73.  $f(x, y) = 2 \ln xy$
- 74.  $f(x, y) = \tan(x + y)$
- 75.  $f(x, y) = 2 \ln \frac{x}{y}$
- 76.  $f(x, y) = \tan \frac{y}{x}$

**Solving a Homogeneous Differential Equation** In Exercises 77–82, solve the homogeneous differential equation in terms of  $x$  and  $y$ . A homogeneous differential equation is an equation of the form

$$M(x, y) dx + N(x, y) dy = 0$$

where  $M$  and  $N$  are homogeneous functions of the same degree. To solve an equation of this form by the method of separation of variables, use the substitutions  $y = vx$  and  $dy = x dv + v dx$ .

- 77.  $(x + y) dx - 2x dy = 0$
- 78.  $(x^3 + y^3) dx - xy^2 dy = 0$
- 79.  $(x - y) dx - (x + y) dy = 0$
- 80.  $(x^2 + y^2) dx - 2xy dy = 0$
- 81.  $xy dx + (y^2 - x^2) dy = 0$
- 82.  $(2x + 3y) dx - x dy = 0$

**True or False?** In Exercises 83–85, determine whether the statement is true or false. If it is false, explain why or give an example that shows it is false.

- 83. The function  $y = 0$  is always a solution of a differential equation that can be solved by separation of variables.
- 84. The differential equation  $y' = xy - 2y + x - 2$  is separable.
- 85. The families  $x^2 + y^2 = 2Cy$  and  $x^2 + y^2 = 2Kx$  are mutually orthogonal.

**PUTNAM EXAM CHALLENGE**

**86.** A not uncommon calculus mistake is to believe that the product rule for derivatives says that  $(fg)' = f'g'$ . If

$$f(x) = e^{x^2}$$

determine, with proof, whether there exists an open interval  $(a, b)$  and a nonzero function  $g$  defined on  $(a, b)$  such that this wrong product rule is true for  $x$  in  $(a, b)$ .

This problem was composed by the Committee on the Putnam Prize Competition. © The Mathematical Association of America. All rights reserved.

## 6.4 First-Order Linear Differential Equations

- Solve a first-order linear differential equation, and use linear differential equations to solve applied problems.

### First-Order Linear Differential Equations

In this section, you will see how to solve a very important class of first-order differential equations—first-order linear differential equations.



**ANNA JOHNSON PELL WHEELER**  
(1883–1966)

Anna Johnson Pell Wheeler was awarded a master's degree in 1904 from the University of Iowa for her thesis *The Extension of Galois Theory to Linear Differential Equations*. Influenced by David Hilbert, she worked on integral equations while studying infinite linear spaces.

#### Definition of First-Order Linear Differential Equation

A **first-order linear differential equation** is an equation of the form

$$\frac{dy}{dx} + P(x)y = Q(x)$$

where  $P$  and  $Q$  are continuous functions of  $x$ . This first-order linear differential equation is said to be in **standard form**.

To solve a linear differential equation, write it in standard form to identify the functions  $P(x)$  and  $Q(x)$ . Then integrate  $P(x)$  and form the expression

$$u(x) = e^{\int P(x) dx} \quad \text{Integrating factor}$$

which is called an **integrating factor**. The general solution of the equation is

$$y = \frac{1}{u(x)} \int Q(x)u(x) dx. \quad \text{General solution}$$

It is instructive to see why the integrating factor helps solve a linear differential equation of the form  $y' + P(x)y = Q(x)$ . When both sides of the equation are multiplied by the integrating factor  $u(x) = e^{\int P(x) dx}$ , the left side becomes the derivative of a product.

$$\begin{aligned} y'e^{\int P(x) dx} + P(x)ye^{\int P(x) dx} &= Q(x)e^{\int P(x) dx} \\ [ye^{\int P(x) dx}]' &= Q(x)e^{\int P(x) dx} \end{aligned}$$

Integrating both sides of this second equation and dividing by  $u(x)$  produce the general solution.

#### EXAMPLE 1 Solving a Linear Differential Equation

Find the general solution of

$$y' + y = e^x.$$

**Solution** For this equation,  $P(x) = 1$  and  $Q(x) = e^x$ . So, the integrating factor is

$$u(x) = e^{\int P(x) dx} = e^{\int dx} = e^x.$$

This implies that the general solution is

$$\begin{aligned} y &= \frac{1}{u(x)} \int Q(x)u(x) dx \\ &= \frac{1}{e^x} \int e^x(e^x) dx \\ &= e^{-x} \left( \frac{1}{2}e^{2x} + C \right) \\ &= \frac{1}{2}e^x + Ce^{-x}. \end{aligned}$$



•••••▶ **REMARK** Rather than memorizing the formula in Theorem 6.2, just remember that multiplication by the integrating factor  $e^{\int P(x) dx}$  converts the left side of the differential equation into the derivative of the product  $ye^{\int P(x) dx}$ .

**THEOREM 6.2 Solution of a First-Order Linear Differential Equation**

An integrating factor for the first-order linear differential equation

$$y' + P(x)y = Q(x)$$

is  $u(x) = e^{\int P(x) dx}$ . The solution of the differential equation is

$$ye^{\int P(x) dx} = \int Q(x)e^{\int P(x) dx} dx + C.$$

**EXAMPLE 2 Solving a First-Order Linear Differential Equation**

••••▶ See [LarsonCalculus.com](http://LarsonCalculus.com) for an interactive version of this type of example.

Find the general solution of  $xy' - 2y = x^2, x > 0$ .

**Solution** The standard form of the equation is

$$y' + \left(-\frac{2}{x}\right)y = x, \quad x > 0. \quad \text{Standard form}$$

So,  $P(x) = -2/x$ , and you have

$$\int P(x) dx = -\int \frac{2}{x} dx = -\ln x^2$$

which implies that the integrating factor is

$$e^{\int P(x) dx} = e^{-\ln x^2} = \frac{1}{e^{\ln x^2}} = \frac{1}{x^2}. \quad \text{Integrating factor}$$

So, multiplying each side of the standard form by  $1/x^2$  yields

$$\begin{aligned} \frac{y'}{x^2} - \frac{2y}{x^3} &= \frac{1}{x} \\ \frac{d}{dx} \left[ \frac{y}{x^2} \right] &= \frac{1}{x} \\ \frac{y}{x^2} &= \int \frac{1}{x} dx \\ \frac{y}{x^2} &= \ln x + C \\ y &= x^2(\ln x + C). \end{aligned} \quad \text{General solution}$$

Several solution curves (for  $C = -2, -1, 0, 1, 2, 3,$  and  $4$ ) are shown in Figure 6.18.

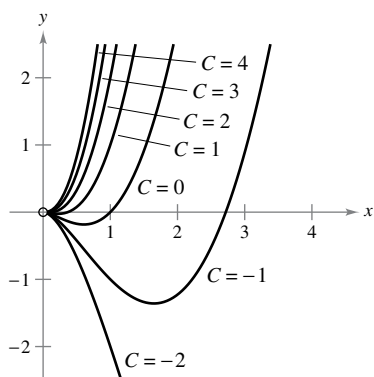


Figure 6.18

In most falling-body problems discussed so far in the text, air resistance has been neglected. The next example includes this factor. In the example, the air resistance on the falling object is assumed to be proportional to its velocity  $v$ . If  $g$  is the acceleration due to gravity, the downward force  $F$  on a falling object of mass  $m$  is given by  $-mg - kv$ . If  $a$  is the acceleration of the object, then by Newton's Second Law of Motion,

$$F = ma = m \frac{dv}{dt}$$

which yields the following differential equation.

$$m \frac{dv}{dt} = -mg - kv \quad \Rightarrow \quad \frac{dv}{dt} + \frac{kv}{m} = -g$$

**EXAMPLE 3** A Falling Object with Air Resistance

An object of mass  $m$  is dropped from a hovering helicopter. The air resistance is proportional to the velocity of the object. Find the velocity of the object as a function of time  $t$ .

**Solution** The velocity  $v$  satisfies the equation

$$\frac{dv}{dt} + \frac{kv}{m} = -g. \quad \begin{array}{l} g = \text{acceleration due to gravity,} \\ k = \text{constant of proportionality} \end{array}$$

Letting  $b = k/m$ , you can separate variables to obtain

$$\begin{aligned} dv &= -(g + bv) dt \\ \int \frac{dv}{g + bv} &= -\int dt \\ \frac{1}{b} \ln|g + bv| &= -t + C_1 \\ \ln|g + bv| &= -bt + bC_1 \\ g + bv &= Ce^{-bt}. \end{aligned} \quad C = e^{bC_1}$$

Because the object was dropped,  $v = 0$  when  $t = 0$ ; so  $g = C$ , and it follows that

$$bv = -g + ge^{-bt} \Rightarrow v = \frac{-g(1 - e^{-bt})}{b} = -\frac{mg}{k}(1 - e^{-kt/m}).$$

**REMARK** Notice in Example 3 that the velocity approaches a limit of  $-mg/k$  as a result of the air resistance. For falling-body problems in which air resistance is neglected, the velocity increases without bound.

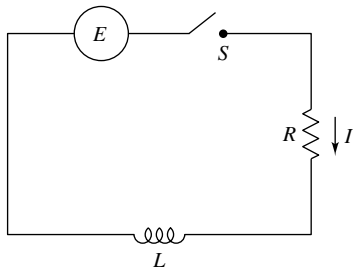


Figure 6.19

A simple electric circuit consists of an electric current  $I$  (in amperes), a resistance  $R$  (in ohms), an inductance  $L$  (in henrys), and a constant electromotive force  $E$  (in volts), as shown in Figure 6.19. According to Kirchhoff's Second Law, if the switch  $S$  is closed when  $t = 0$ , then the applied electromotive force (voltage) is equal to the sum of the voltage drops in the rest of the circuit. This, in turn, means that the current  $I$  satisfies the differential equation

$$L \frac{dI}{dt} + RI = E.$$

**EXAMPLE 4** An Electric Circuit Problem

Find the current  $I$  as a function of time  $t$  (in seconds), given that  $I$  satisfies the differential equation  $L(dI/dt) + RI = \sin 2t$ , where  $R$  and  $L$  are nonzero constants.

**Solution** In standard form, the given linear equation is

$$\frac{dI}{dt} + \frac{R}{L}I = \frac{1}{L} \sin 2t.$$

Let  $P(t) = R/L$ , so that  $e^{\int P(t) dt} = e^{(R/L)t}$ , and by Theorem 6.2,

$$\begin{aligned} Ie^{(R/L)t} &= \frac{1}{L} \int e^{(R/L)t} \sin 2t dt \\ &= \frac{1}{4L^2 + R^2} e^{(R/L)t} (R \sin 2t - 2L \cos 2t) + C. \end{aligned}$$

So, the general solution is

$$\begin{aligned} I &= e^{-(R/L)t} \left[ \frac{1}{4L^2 + R^2} e^{(R/L)t} (R \sin 2t - 2L \cos 2t) + C \right] \\ &= \frac{1}{4L^2 + R^2} (R \sin 2t - 2L \cos 2t) + Ce^{-(R/L)t}. \end{aligned}$$

**REMARK** The integral in Example 4 was found using a computer algebra system. In Chapter 8, you will learn how to integrate functions of this type using integration by parts.

One type of problem that can be described in terms of a differential equation involves chemical mixtures, as illustrated in the next example.

### EXAMPLE 5 A Mixture Problem

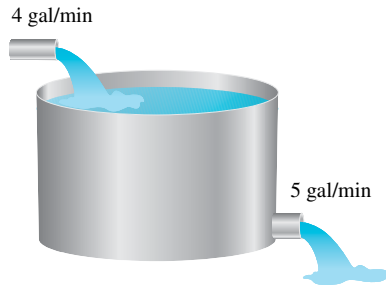


Figure 6.20

A tank contains 50 gallons of a solution composed of 90% water and 10% alcohol. A second solution containing 50% water and 50% alcohol is added to the tank at a rate of 4 gallons per minute. As the second solution is being added, the tank is being drained at a rate of 5 gallons per minute, as shown in Figure 6.20. The solution in the tank is stirred constantly. How much alcohol is in the tank after 10 minutes?

**Solution** Let  $y$  be the number of gallons of alcohol in the tank at any time  $t$ . You know that  $y = 5$  when  $t = 0$ . Because the number of gallons of solution in the tank at any time is  $50 - t$ , and the tank loses 5 gallons of solution per minute, it must lose

$$\left(\frac{5}{50 - t}\right)y$$

gallons of alcohol per minute. Furthermore, because the tank is gaining 2 gallons of alcohol per minute, the rate of change of alcohol in the tank is

$$\frac{dy}{dt} = 2 - \left(\frac{5}{50 - t}\right)y \quad \Rightarrow \quad \frac{dy}{dt} + \left(\frac{5}{50 - t}\right)y = 2.$$

To solve this linear differential equation, let

$$P(t) = \frac{5}{50 - t}$$

and obtain

$$\int P(t) dt = \int \frac{5}{50 - t} dt = -5 \ln|50 - t|.$$

Because  $t < 50$ , you can drop the absolute value signs and conclude that

$$e^{\int P(t) dt} = e^{-5 \ln(50 - t)} = \frac{1}{(50 - t)^5}.$$

So, the general solution is

$$\begin{aligned} \frac{y}{(50 - t)^5} &= \int \frac{2}{(50 - t)^5} dt \\ \frac{y}{(50 - t)^5} &= \frac{1}{2(50 - t)^4} + C \\ y &= \frac{50 - t}{2} + C(50 - t)^5. \end{aligned}$$

Because  $y = 5$  when  $t = 0$ , you have

$$5 = \frac{50}{2} + C(50)^5 \quad \Rightarrow \quad -\frac{20}{50^5} = C$$

which means that the particular solution is

$$y = \frac{50 - t}{2} - 20\left(\frac{50 - t}{50}\right)^5.$$

Finally, when  $t = 10$ , the amount of alcohol in the tank is

$$y = \frac{50 - 10}{2} - 20\left(\frac{50 - 10}{50}\right)^5 \approx 13.45 \text{ gal}$$

which represents a solution containing 33.6% alcohol. ■

## 6.4 Exercises

See [CalcChat.com](http://CalcChat.com) for tutorial help and worked-out solutions to odd-numbered exercises.**CONCEPT CHECK**

- 1. First-Order** What does the term “first-order” refer to in a first-order linear differential equation?
- 2. First-Order Linear Differential Equations** Describe how to solve a first-order linear differential equation.

**Determining Whether a Differential Equation Is Linear** In Exercises 3–6, determine whether the differential equation is linear. Explain your reasoning.

3.  $x^3y' + xy = e^x + 1$
4.  $2xy - y' \ln x = y$
5.  $y' - y \sin x = xy^2$
6.  $\frac{2 - y'}{y} = 5x$

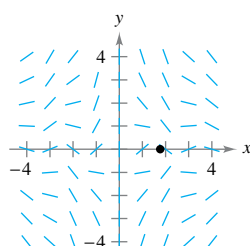
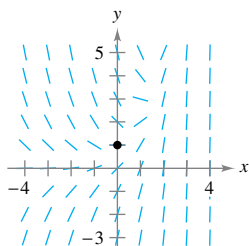


**Solving a First-Order Linear Differential Equation** In Exercises 7–14, find the general solution of the first-order linear differential equation for  $x > 0$ .

7.  $\frac{dy}{dx} + \left(\frac{1}{x}\right)y = 6x + 2$
8.  $\frac{dy}{dx} + \left(\frac{2}{x}\right)y = 3x - 5$
9.  $y' + 2xy = 10x$
10.  $y' + 3x^2y = 6x^2$
11.  $(y + 1) \cos x \, dx - dy = 0$
12.  $(y - 1) \sin x \, dx - dy = 0$
13.  $y' + 3y = e^{3x}$
14.  $xy' + y = x^2 \ln x$

**Slope Field** In Exercises 15 and 16, (a) sketch an approximate solution of the differential equation satisfying the given initial condition on the slope field, (b) find the particular solution that satisfies the given initial condition, and (c) use a graphing utility to graph the particular solution. Compare the graph with the sketch in part (a). To print an enlarged copy of the graph, go to [MathGraphs.com](http://MathGraphs.com).

15.  $\frac{dy}{dx} = e^x - y$ ,  
(0, 1)
16.  $y' + \left(\frac{1}{x}\right)y = \sin x^2$ ,  
 $(\sqrt{\pi}, 0)$



**Finding a Particular Solution** In Exercises 17–24, find the particular solution of the first-order linear differential equation for  $x > 0$  that satisfies the initial condition.

- | Differential Equation        | Initial Condition |
|------------------------------|-------------------|
| 17. $y' + y = 6e^x$          | $y(0) = 3$        |
| 18. $x^3y' + 2y = e^{1/x^2}$ | $y(1) = e$        |

**Differential Equation****Initial Condition**

- |  |             |
|--|-------------|
| 19. $y' + y \tan x = \sec x + \cos x$    | $y(0) = 1$  |
| 20. $y' + y \sec x = \sec x$             | $y(0) = 4$  |
| 21. $y' + \left(\frac{1}{x}\right)y = 0$ | $y(2) = 2$  |
| 22. $y' + (2x - 1)y = 0$                 | $y(1) = 2$  |
| 23. $x \, dy = (x + y + 2) \, dx$        | $y(1) = 10$ |
| 24. $2xy' - y = x^3 - x$                 | $y(4) = 2$  |

25. **Population Growth** When predicting population growth, demographers must consider birth and death rates as well as the net change caused by the difference between the rates of immigration and emigration. Let  $P$  be the population at time  $t$  and let  $N$  be the net increase per unit time resulting from the difference between immigration and emigration. So, the rate of growth of the population is given by

$$\frac{dP}{dt} = kP + N$$

where  $N$  is constant. Solve this differential equation to find  $P$  as a function of time, when at time  $t = 0$  the size of the population is  $P_0$ .

26. **Investment Growth** A large corporation starts at time  $t = 0$  to invest part of its receipts continuously at a rate of  $P$  dollars per year in a fund for future corporate expansion. Assume that the fund earns  $r$  percent interest per year compounded continuously. So, the rate of growth of the amount  $A$  in the fund is given by  $dA/dt = rA + P$ , where  $A = 0$  when  $t = 0$ . Solve this differential equation for  $A$  as a function of  $t$ .

**Investment Growth** In Exercises 27 and 28, use the result of Exercise 26.

27. Find  $A$  for the following.
  - (a)  $P = \$275,000$ ,  $r = 8\%$ ,  $t = 10$  years
  - (b)  $P = \$550,000$ ,  $r = 5.9\%$ ,  $t = 25$  years
28. Find  $t$  if the corporation needs \$1,000,000 and it can invest \$125,000 per year in a fund earning 8% interest compounded continuously.
29. **Learning Curve** The management at a certain factory has found that the maximum number of units a worker can produce in a day is 75. The rate of increase in the number of units  $N$  produced with respect to time  $t$  in days by a new employee is proportional to  $75 - N$ .
  - (a) Determine the differential equation describing the rate of change of performance with respect to time.
  - (b) Solve the differential equation from part (a).
  - (c) Find the particular solution for a new employee who produced 20 units on the first day at the factory and 35 units on the twentieth day.

• • 30. Intravenous Feeding • • • • •

Glucose is added intravenously to the bloodstream at the rate of  $q$  units per minute, and the body removes glucose from the bloodstream at a rate proportional to the amount present. Assume that  $Q(t)$  is the amount of glucose in the bloodstream at time  $t$ .



- (a) Determine the differential equation describing the rate of change of glucose in the bloodstream with respect to time.
- (b) Solve the differential equation from part (a), letting  $Q = Q_0$  when  $t = 0$ .
- (c) Find the limit of  $Q(t)$  as  $t \rightarrow \infty$ .

**Falling Object** In Exercises 31 and 32, consider an object with a mass of 4 kilograms dropped from a height of 1500 meters, where the air resistance is proportional to the velocity.

- 31. Write the velocity of the object as a function of time  $t$  when the velocity after 5 seconds is approximately  $-31$  meters per second. What is the limiting value of the velocity function?
- 32. Use the result of Exercise 31 to write the position of the object as a function of time  $t$ . Approximate the velocity of the object when it reaches ground level.

**Electric Circuits** In Exercises 33 and 34, use the differential equation for electric circuits given by

$$L \frac{dI}{dt} + RI + E = 0$$

In this equation,  $I$  is the current,  $R$  is the resistance,  $L$  is the inductance, and  $E$  is the electromotive force (voltage).

- 33. Solve the differential equation for the current given a constant voltage  $E_0$ .
- 34. Use the result of Exercise 33 to find the equation for the current when  $I(0) = 0$ ,  $E_0 = 120$  volts,  $R = 600$  ohms, and  $L = 4$  henrys. When does the current reach 90% of its limiting value?

**Mixture** In Exercises 35–38, consider a tank that at time  $t = 0$  contains  $v_0$  gallons of a solution of which, by weight,  $q_0$  pounds is soluble concentrate. Another solution containing  $q_1$  pounds of the concentrate per gallon is running into the tank at the rate of  $r_1$  gallons per minute. The solution in the tank is kept well stirred and is withdrawn at the rate of  $r_2$  gallons per minute.

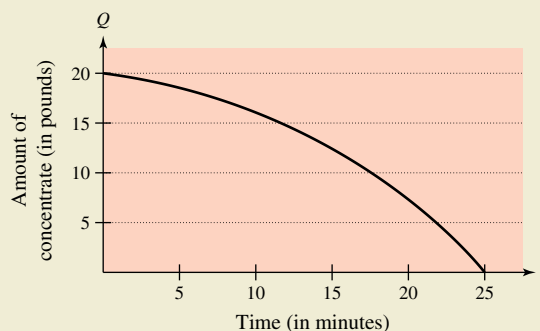
- 35. Let  $Q$  be the amount of concentrate (in pounds) in the solution at any time  $t$ . Show that

$$\frac{dQ}{dt} + \frac{r_2 Q}{v_0 + (r_1 - r_2)t} = q_1 r_1$$

- 36. Let  $Q$  be the amount of concentrate (in pounds) in the solution at any time  $t$ . Write the differential equation for the rate of change of  $Q$  with respect to  $t$  when  $r_1 = r_2 = r$ .
- 37. A 200-gallon tank is full of a solution containing 25 pounds of concentrate. Starting at time  $t = 0$ , distilled water is admitted to the tank at a rate of 10 gallons per minute, and the well-stirred solution is withdrawn at the same rate.
  - (a) Find the amount of concentrate  $Q$  (in pounds) in the solution as a function of  $t$ .
  - (b) Find the time at which the amount of concentrate in the tank reaches 15 pounds.
  - (c) Find the amount of concentrate (in pounds) in the solution as  $t \rightarrow \infty$ .
- 38. A 200-gallon tank is half full of distilled water. Starting at time  $t = 0$ , a solution containing 0.5 pound of concentrate per gallon is admitted to the tank at a rate of 5 gallons per minute, and the well-stirred mixture is withdrawn at a rate of 3 gallons per minute.
  - (a) At what time will the tank be full?
  - (b) At the time the tank is full, how many pounds of concentrate will it contain?
  - (c) Repeat parts (a) and (b), assuming that the solution entering the tank contains 1 pound of concentrate per gallon.
- 39. **Using an Integrating Factor** The expression  $u(x)$  is an integrating factor for  $y' + P(x)y = Q(x)$ . Which of the following is equal to  $u'(x)$ ? Verify your answer.
  - (a)  $P(x)u(x)$
  - (b)  $P'(x)u(x)$
  - (c)  $Q(x)u(x)$
  - (d)  $Q'(x)u(x)$



**40. HOW DO YOU SEE IT?** The graph shows the amount of concentrate  $Q$  (in pounds) in a solution in a tank at time  $t$  (in minutes) as a solution with concentrate enters the tank, is well stirred, and is withdrawn from the tank.



- (a) How much concentrate is in the tank at time  $t = 0$ ?
- (b) Which is greater, the rate of solution into the tank or the rate of solution withdrawn from the tank? Explain.
- (c) At what time is there no concentrate in the tank? What does this mean?

**EXPLORING CONCEPTS**

**41. Using Different Methods** Describe two ways to find the general solution of


$$\frac{dy}{dx} + 3xy = x.$$

Verify that each method gives the same result.

**42. Integrating Factor** Explain why you can omit the constant of integration when finding an integrating factor.

**Matching** In Exercises 43–46, match the differential equation with its solution.

Differential Equation	Solution
43. $y' - 2x = 0$	(a) $y = Ce^{x^2}$
44. $y' - 2y = 0$	(b) $y = -\frac{1}{2} + Ce^{x^2}$
45. $y' - 2xy = 0$	(c) $y = x^2 + C$
46. $y' - 2xy = x$	(d) $y = Ce^{2x}$

 **Slope Field** In Exercises 47 and 48, (a) use a graphing utility to graph the slope field for the differential equation, (b) find the particular solutions of the differential equation passing through the given points, and (c) use a graphing utility to graph the particular solutions on the slope field in part (a).

Differential Equation	Points
47. $\frac{dy}{dx} - \frac{1}{x}y = x^2, \quad x > 0$	$(-2, 4), (2, 8)$
48. $\frac{dy}{dx} + 4x^3y = x^3$	$(0, \frac{7}{2}), (0, -\frac{1}{2})$

**Solving a First-Order Differential Equation** In Exercises 49–56, find the general solution of the first-order differential equation for  $x > 0$  by any appropriate method.

49.  $\frac{dy}{dx} = \frac{e^{2x+y}}{e^{x-y}}$

50.  $y' \cos x^2 + \frac{y \cos x^2}{x} = \sec x^2$

51.  $y \cos x - \cos x + \frac{dy}{dx} = 0$

52.  $y' = 2x\sqrt{1-y^2}$

53.  $(2y - e^x) dx + x dy = 0$

54.  $(x + y) dx - x dy = 0$

55.  $3(y - 4x^2) dx + x dy = 0$

56.  $x dx + (y + e^y)(x^2 + 1) dy = 0$

**Solving a Bernoulli Differential Equation** In Exercises 57–64, solve the Bernoulli differential equation. The Bernoulli equation is a well-known nonlinear equation of the form

$$y' + P(x)y = Q(x)y^n$$

that can be reduced to a linear form by a substitution. The general solution of a Bernoulli equation is

$$y^{1-n}e^{\int(1-n)P(x) dx} = \int(1-n)Q(x)e^{\int(1-n)P(x) dx} dx + C.$$

57.  $y' + 3x^2y = x^2y^3$

58.  $y' + xy = xy^{-1}$

59.  $y' + \left(\frac{1}{x}\right)y = xy^2, \quad x > 0$

60.  $y' + \left(\frac{1}{x}\right)y = x\sqrt{y}, \quad x > 0$

61.  $xy' + y = xy^3, \quad x > 0$

62.  $y' - y = y^3$

63.  $y' - y = e^{x\sqrt[3]{y}}$

64.  $yy' - 2y^2 = e^x$

**True or False?** In Exercises 65 and 66, determine whether the statement is true or false. If it is false, explain why or give an example that shows it is false.

65.  $y' + x\sqrt{y} = x^2$  is a first-order linear differential equation.

66.  $y' + xy = e^xy$  is a first-order linear differential equation.

**SECTION PROJECT**


**Weight Loss**

A person’s weight depends on both the number of calories consumed and the energy used. Moreover, the amount of energy used depends on a person’s weight—the average amount of energy used by a person is 17.5 calories per pound per day. So, the more weight a person loses, the less energy a person uses (assuming that the person maintains a constant level of activity). An equation that can be used to model weight loss is

$$\frac{dw}{dt} = \frac{C}{3500} - \frac{17.5}{3500}w$$

where  $w$  is the person’s weight (in pounds),  $t$  is the time in days, and  $C$  is the constant daily calorie consumption.

- (a) Find the general solution of the differential equation.
- (b) Consider a person who weighs 180 pounds and begins a diet of 2500 calories per day. How long will it take the person to lose 10 pounds? How long will it take the person to lose 35 pounds?
- (c) Use a graphing utility to graph the particular solution from part (b). What is the “limiting” weight of the person?
- (d) Repeat parts (b) and (c) for a person who weighs 200 pounds when the diet is started.

 **FOR FURTHER INFORMATION** For more information on modeling weight loss, see the article “A Linear Diet Model” by Arthur C. Segal in *The College Mathematics Journal*.

# Review Exercises

See [CalcChat.com](http://CalcChat.com) for tutorial help and worked-out solutions to odd-numbered exercises.

- Determining a Solution** Determine whether the function  $y = x^3$  is a solution of the differential equation  $2xy' + 4y = 10x^3$ .
- Determining a Solution** Determine whether the function  $y = 2 \sin 2x$  is a solution of the differential equation  $y''' - 8y = 0$ .

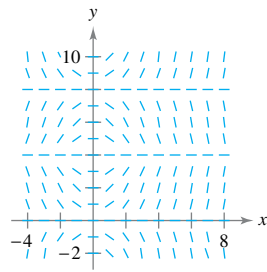
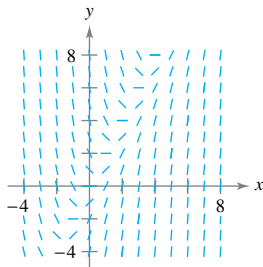
**Finding a General Solution** In Exercises 3–8, use integration to find a general solution of the differential equation.

- $\frac{dy}{dx} = 4x^2 + 7$
- $\frac{dy}{dx} = \cos 2x$
- $\frac{dy}{dx} = e^{2-x}$
- $\frac{dy}{dx} = \frac{6-x}{3x}, x > 0$
- $\frac{dy}{dx} = 8 \csc x \cot x$
- $\frac{dy}{dx} = 2e^{3x}$

**Slope Field** In Exercises 9 and 10, a differential equation and its slope field are given. Complete the table by determining the slopes (if possible) in the slope field at the given points.

$x$	-4	-2	0	2	4	8
$y$	2	0	4	4	6	8
$dy/dx$						

- $\frac{dy}{dx} = 2x - y$
- $\frac{dy}{dx} = x \sin \frac{\pi y}{4}$



**Slope Field** In Exercises 11 and 12, (a) sketch the slope field for the differential equation, and (b) use the slope field to sketch the solution that passes through the given point. Use a graphing utility to verify your results. To print a blank coordinate plane, go to [MathGraphs.com](http://MathGraphs.com).

- $y' = 2x^2 - x, (0, 2)$
- $y' = y + 4x, (-1, 1)$

**Euler's Method** In Exercises 13 and 14, use Euler's method to make a table of values for the approximate solution of the differential equation with the specified initial value. Use  $n$  steps of size  $h$ .

- $y' = x - y, y(0) = 4, n = 10, h = 0.05$
- $y' = 5x - 2y, y(0) = 2, n = 10, h = 0.1$

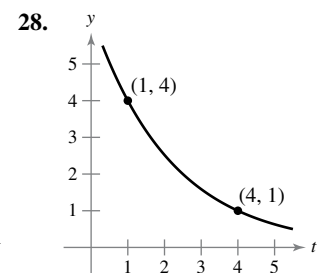
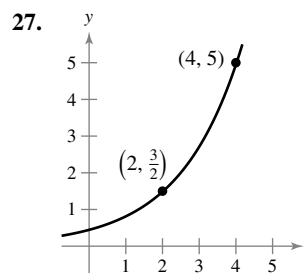
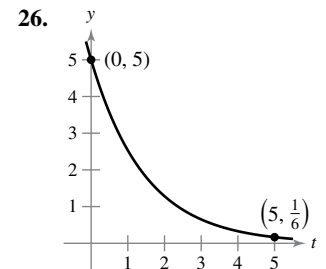
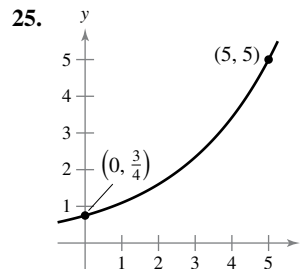
**Solving a Differential Equation** In Exercises 15–22, find the general solution of the differential equation.

- $\frac{dy}{dx} = 6x - x^3$
- $\frac{dy}{dx} = (y - 1)^2$
- $(2 + x)y' - xy = 0$
- $\sqrt{x+1}y' - y = 0$
- $\frac{dy}{dx} = 3y + 5$
- $\frac{dy}{dx} = \frac{x}{x^2 + 2}$
- $xy' - (x + 1)y = 0$
- $y' + \sqrt{xy} = 9\sqrt{x}$

**Writing and Solving a Differential Equation** In Exercises 23 and 24, write and find the general solution of the differential equation that models the verbal statement.

- The rate of change of  $y$  with respect to  $t$  is inversely proportional to the cube of  $t$ .
- The rate of change of  $y$  with respect to  $t$  is proportional to  $50 - t$ .

**Finding an Exponential Function** In Exercises 25–28, find the exponential function  $y = Ce^{kt}$  that passes through the two given points.



- Air Pressure** Under ideal conditions, air pressure decreases continuously with the height above sea level at a rate proportional to the pressure at that height. The barometer reads 30 inches at sea level and 15 inches at 18,000 feet. Find the barometric pressure at 35,000 feet.
- Radioactive Decay** Radioactive radium has a half-life of approximately 1599 years. The initial quantity is 15 grams. How much remains after 750 years?
- Population Growth** A population grows exponentially at the rate of 1.85%. How long will it take the population to double?

**32. Compound Interest** Find the balance in an account when \$400 is deposited for 11 years at an interest rate of 2% compounded continuously.

**33. Sales** The sales  $S$  (in thousands of units) of a new product after it has been on the market for  $t$  years is given by

$$S = Ce^{k/t}.$$

(a) Find  $S$  as a function of  $t$  when 5000 units have been sold after 1 year and the saturation point for the market is 30,000 units (that is,  $\lim_{t \rightarrow \infty} S = 30$ ).

(b) How many units will have been sold after 5 years?

**34. Sales** The sales  $S$  (in thousands of units) of a new product after it has been on the market for  $t$  years is given by

$$S = 25(1 - e^{kt}).$$

(a) Find  $S$  as a function of  $t$  when 4000 units have been sold after 1 year.

(b) How many units will saturate this market?

**Finding a General Solution Using Separation of Variables** In Exercises 35–38, find the general solution of the differential equation.

35.  $\frac{dy}{dx} = \frac{5x}{y}$

36.  $\frac{dy}{dx} = \frac{x^3}{2y^2}$

37.  $y'e^{y-3x} = e^{x+2y}$

38.  $y' - e^y \sin x = 0$

**Finding a Particular Solution Using Separation of Variables** In Exercises 39–42, find the particular solution of the differential equation that satisfies the initial condition.

Differential Equation	Initial Condition
-----------------------	-------------------

39.  $y^3y' - 3x = 0$   $y(2) = 2$

40.  $yy' - 5e^{2x} = 0$   $y(0) = -3$

41.  $y^3(x^4 + 1)y' - x^3(y^4 + 1) = 0$   $y(0) = 1$

42.  $y' + \sin x \cos x = 0$   $y(\pi) = -2$

**Finding a Particular Solution Curve** In Exercises 43 and 44, find an equation of the curve that passes through the point and has the given slope.

43.  $(1, 3), y' = \frac{2x}{y}$

44.  $(1, -2), y' = \frac{y}{8x}$

 **Finding Orthogonal Trajectories** In Exercises 45 and 46, find the orthogonal trajectories for the family of curves. Use a graphing utility to graph several members of each family.

45.  $5x^2 - 4y^2 = C$

46.  $x^3 = Cy$

**Using a Logistic Equation** In Exercises 47 and 48, the logistic equation models the growth of a population. Use the equation to (a) find the value of  $k$ , (b) find the carrying capacity, (c) find the initial population, (d) determine when the population will reach 50% of its carrying capacity, and (e) write a logistic differential equation that has the solution  $P(t)$ .

47.  $P(t) = \frac{5250}{1 + 34e^{-0.55t}}$       48.  $P(t) = \frac{4800}{1 + 14e^{-0.15t}}$

**Solving a Logistic Differential Equation** In Exercises 49 and 50, find the logistic equation that passes through the given point.

49.  $\frac{dy}{dt} = y\left(1 - \frac{y}{80}\right), (0, 8)$       50.  $\frac{dy}{dt} = 1.76y\left(1 - \frac{y}{8}\right), (0, 3)$

**51. Wildlife Population** The rate of change of the number of raccoons  $N(t)$  in a population is directly proportional to  $380 - N(t)$ , where  $t$  is the time in years. When  $t = 0$ , the population is 110, and when  $t = 4$ , the population has increased to 150. Find the population when  $t = 8$ .

**52. Environment** A conservation department releases 1200 brook trout into a lake. It is estimated that the carrying capacity of the lake for the species is 20,400. After the first year, there are 2000 brook trout in the lake.

(a) Write a logistic equation that models the number of brook trout in the lake.

(b) Find the number of brook trout in the lake after 8 years.

(c) When will the number of brook trout reach 10,000?

(d) Write a logistic differential equation that models the growth rate of the brook trout population. Then repeat part (b) using Euler's method with a step size of  $h = 1$ . Compare the approximation with the exact answer.

(e) At what time is the brook trout population growing most rapidly? Explain.

**Solving a First-Order Linear Differential Equation** In Exercises 53–58, find the general solution of the first-order linear differential equation.

53.  $y' - y = 10$       54.  $e^{xy}y' + 4e^{xy} = 1$

55.  $4y' = e^{x/4} + y$       56.  $\frac{dy}{dx} - \frac{5y}{x^2} = \frac{1}{x^2}, x > 0$

57.  $(x - 2)y' + y = 1, x > 2$

58.  $(x + 3)y' + 2y = 2(x + 3)^2, x > -3$

**Finding a Particular Solution** In Exercises 59–62, find the particular solution of the first-order linear differential equation that satisfies the initial condition.

Differential Equation	Initial Condition
-----------------------	-------------------

59.  $y' + 5y = e^{5x}$   $y(0) = 3$

60.  $y' - \left(\frac{3}{x}\right)y = 2x^3$   $y(1) = 1$

61.  $(3y + 5) \cos x \, dx = dy$   $y(\pi) = 0$

62.  $y' - 8x^3y = e^{2x^4}$   $y(0) = 2$



# P.S. Problem Solving

See [CalcChat.com](http://CalcChat.com) for tutorial help and worked-out solutions to odd-numbered exercises.

## 1. Doomsday Equation

The differential equation

$$\frac{dy}{dt} = ky^{1+\varepsilon}$$

where  $k$  and  $\varepsilon$  are positive constants, is called the **doomsday equation**.

(a) Solve the doomsday equation

$$\frac{dy}{dt} = y^{1.01}$$

given that  $y(0) = 1$ . Find the time  $T$  at which

$$\lim_{t \rightarrow T^-} y(t) = \infty.$$

(b) Solve the doomsday equation

$$\frac{dy}{dt} = ky^{1+\varepsilon}$$

given that  $y(0) = y_0$ . Explain why this equation is called the doomsday equation.


## 2. Sales

Let  $S$  represent sales of a new product (in thousands of units), let  $L$  represent the maximum level of sales (in thousands of units), and let  $t$  represent time (in months). The rate of change of  $S$  with respect to  $t$  is proportional to the product of  $S$  and  $L - S$ .

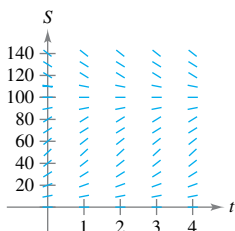
(a) Write the differential equation for the sales model when  $L = 100$ ,  $S = 10$  when  $t = 0$ , and  $S = 20$  when  $t = 1$ . Verify that

$$S = \frac{L}{1 + Ce^{-kt}}$$

(b) At what time is the growth in sales increasing most rapidly?

 (c) Use a graphing utility to graph the sales function.

(d) Sketch the solution from part (a) on the slope field below. To print an enlarged copy of the graph, go to [MathGraphs.com](http://MathGraphs.com).



(e) Assume the estimated maximum level of sales is correct. Use the slope field to describe the shape of the solution curves for sales when, at some period of time, sales exceed  $L$ .

## 3. Gompertz Equation

Another model that can be used to represent population growth is the **Gompertz equation**, which is the solution of the differential equation

$$\frac{dy}{dt} = ky \ln \frac{L}{y}$$

where  $k$  is a constant and  $L$  is the carrying capacity.

(a) Find the general solution of the differential equation.

(b) Use a graphing utility to graph the slope field for the differential equation when  $k = 0.05$  and  $L = 1000$ .

(c) Describe the behavior of the graph in part (b) as  $t \rightarrow \infty$ .

(d) Use a graphing utility to graph the equation you found in part (a) for  $L = 5000$ ,  $y(0) = 500$ , and  $k = 0.02$ . Determine the concavity of the graph and how it compares with the general solution of the logistic differential equation.

## 4. Error Using Product Rule

Although it is true for some functions  $f$  and  $g$ , a common mistake in calculus is to believe that the Product Rule for derivatives is  $(fg)' = f'g'$ .

(a) Given  $g(x) = x$ , find  $f$  such that  $(fg)' = f'g'$ .

(b) Given an arbitrary function  $g$ , find a function  $f$  such that  $(fg)' = f'g'$ .

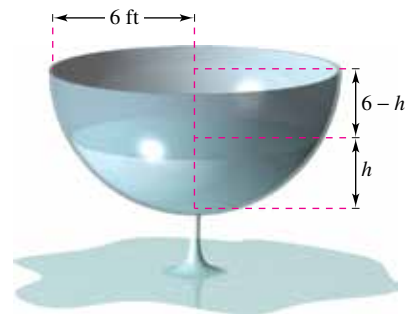
(c) Describe what happens if  $g(x) = e^x$ .

## 5. Torricelli's Law

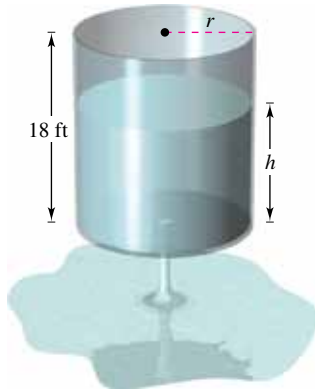
**Torricelli's Law** states that water will flow from an opening at the bottom of a tank with the same speed that it would attain falling from the surface of the water to the opening. One of the forms of Torricelli's Law is

$$A(h) \frac{dh}{dt} = -k\sqrt{2gh}$$

where  $h$  is the height of the water in the tank,  $k$  is the area of the opening at the bottom of the tank,  $A(h)$  is the horizontal cross-sectional area at height  $h$ , and  $g$  is the acceleration due to gravity ( $g \approx 32$  feet per second per second). A hemispherical water tank has a radius of 6 feet. When the tank is full, a circular valve with a radius of 1 inch is opened at the bottom, as shown in the figure. How long will it take for the tank to drain completely?



6. **Toricelli's Law** The cylindrical water tank shown in the figure has a height of 18 feet. When the tank is full, a circular valve is opened at the bottom of the tank. After 30 minutes, the depth of the water is 12 feet.



- (a) Using Torricelli's Law, how long will it take for the tank to drain completely?  
 (b) What is the depth of the water in the tank after 1 hour?
7. **Toricelli's Law** Suppose the tank in Exercise 6 has a height of 20 feet and a radius of 8 feet, and the valve is circular with a radius of 2 inches. The tank is full when the valve is opened. How long will it take for the tank to drain completely?
8. **Rewriting the Logistic Equation** Show that the logistic equation

$$y = \frac{L}{1 + be^{-kt}}$$

can be written as

$$y = \frac{1}{2}L \left[ 1 + \tanh \left( \frac{1}{2}k \left( t - \frac{\ln b}{k} \right) \right) \right].$$

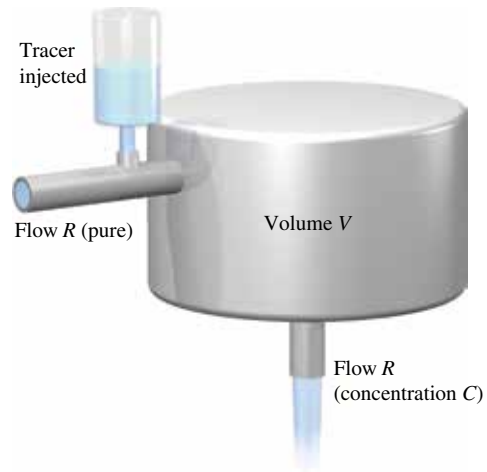
What can you conclude about the graph of the logistic equation?

9. **Biomass** Biomass is a measure of the amount of living matter in an ecosystem. Suppose the biomass  $s(t)$  in a given ecosystem increases at a rate of about 3.5 tons per year and decreases by about 1.9% per year. This situation can be modeled by the differential equation

$$\frac{ds}{dt} = 3.5 - 0.019s.$$

- (a) Find the general solution of the differential equation.  
 (b) Use a graphing utility to graph the slope field for the differential equation. What do you notice?  
 (c) Explain what happens to the biomass as  $t \rightarrow \infty$ .
10. **Epidemic** Carriers are individuals who can transmit a disease but who exhibit no apparent symptoms. Let  $y$  represent the proportion of carriers in a population at any time  $t$ . Suppose that carriers are quarantined at a rate  $r$ . Then the change in the proportion of carriers can be modeled by  $dy/dt = -ry$ . Find the general solution of the differential equation given that 40% of the population are carriers at the beginning of an outbreak.

**Medical Science** In Exercises 11–13, a medical researcher wants to determine the concentration  $C$  (in moles per liter) of a tracer drug injected into a moving fluid. Solve this problem by considering a single-compartment dilution model (see figure). Assume that the fluid is continuously mixed and that the volume of the fluid in the compartment is constant.



11. If the tracer is injected instantaneously at time  $t = 0$ , then the concentration of the fluid in the compartment begins diluting according to the differential equation

$$\frac{dC}{dt} = \left( -\frac{R}{V} \right) C$$

where  $C = C_0$  when  $t = 0$ .

- (a) Solve this differential equation to find the concentration  $C$  as a function of time  $t$ .  
 (b) Find the limit of  $C$  as  $t \rightarrow \infty$ .
12. Use the solution of the differential equation in Exercise 11 and the given values to find the concentration  $C$  as a function of time  $t$ , and use a graphing utility to graph the function.

- (a)  $V = 2$  liters  
 $R = 0.5$  liter per minute  
 $C_0 = 0.6$  mole per liter

- (b)  $V = 2$  liters  
 $R = 1.5$  liters per minute  
 $C_0 = 0.6$  mole per liter

13. In Exercises 11 and 12, it was assumed that there was a single initial injection of the tracer drug into the compartment. Now consider the case in which the tracer is continuously injected (beginning at  $t = 0$ ) at the rate of  $Q$  moles per minute. Considering  $Q$  to be negligible compared with  $R$ , use the differential equation

$$\frac{dC}{dt} = \frac{Q}{V} - \left( \frac{R}{V} \right) C$$

where  $C = 0$  when  $t = 0$ .

- (a) Solve this differential equation to find the concentration  $C$  as a function of time  $t$ .  
 (b) Find the limit of  $C$  as  $t \rightarrow \infty$ .

# 7

# Applications of Integration



- 7.1 Area of a Region Between Two Curves
- 7.2 Volume: The Disk Method
- 7.3 Volume: The Shell Method
- 7.4 Arc Length and Surfaces of Revolution
- 7.5 Work
- 7.6 Moments, Centers of Mass, and Centroids
- 7.7 Fluid Pressure and Fluid Force




Moving a Space Module into Orbit (*Example 3, p. 488*)



Pyramid of Khufu  
(*Section Project, p. 493*)



Saturn (*Section Project, p. 473*)



3D Printing  
(*Exercise 68, p. 463*)



Building Design (*Exercise 79, p. 453*)

# 7.1 Area of a Region Between Two Curves

- Find the area of a region between two curves using integration.
- Find the area of a region between intersecting curves using integration.
- Describe integration as an accumulation process.

## Area of a Region Between Two Curves

With a few modifications, you can extend the application of definite integrals from the area of a region *under* a curve to the area of a region *between* two curves. Consider two functions  $f$  and  $g$  that are continuous on the interval  $[a, b]$ . Also, the graphs of both  $f$  and  $g$  lie above the  $x$ -axis, and the graph of  $g$  lies below the graph of  $f$ , as shown in Figure 7.1. You can geometrically interpret the area of the region between the graphs as the area of the region under the graph of  $g$  subtracted from the area of the region under the graph of  $f$ , as shown in Figure 7.2.

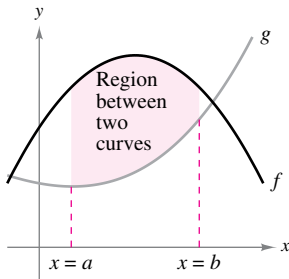


Figure 7.1

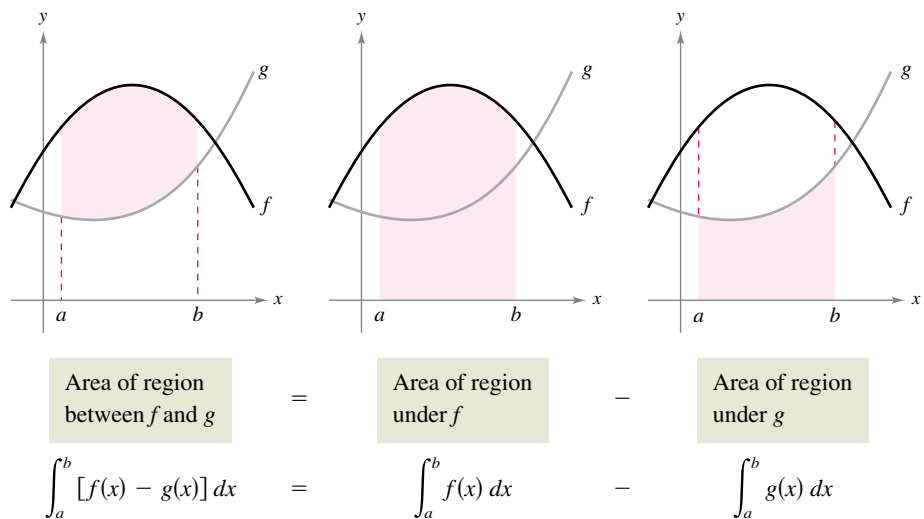


Figure 7.2

To verify the reasonableness of the result shown in Figure 7.2, you can partition the interval  $[a, b]$  into  $n$  subintervals, each of width  $\Delta x$ . Then, as shown in Figure 7.3, sketch a **representative rectangle** of width  $\Delta x$  and height  $f(x_i) - g(x_i)$ , where  $x_i$  is in the  $i$ th subinterval. The area of this representative rectangle is

$$\Delta A_i = (\text{height})(\text{width}) = [f(x_i) - g(x_i)]\Delta x.$$

By adding the areas of the  $n$  rectangles and taking the limit as  $\|\Delta\| \rightarrow 0$  ( $n \rightarrow \infty$ ), you obtain

$$\lim_{n \rightarrow \infty} \sum_{i=1}^n [f(x_i) - g(x_i)]\Delta x.$$

Because  $f$  and  $g$  are continuous on  $[a, b]$ ,  $f - g$  is also continuous on  $[a, b]$  and the limit exists. So, the area of the region is

$$\begin{aligned} \text{Area} &= \lim_{n \rightarrow \infty} \sum_{i=1}^n [f(x_i) - g(x_i)]\Delta x \\ &= \int_a^b [f(x) - g(x)] dx. \end{aligned}$$

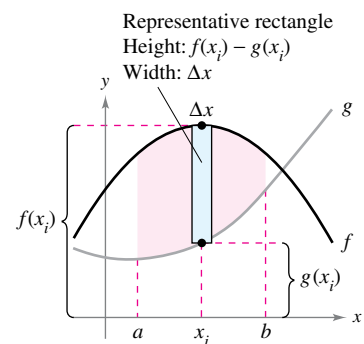


Figure 7.3

•• **REMARK** Recall from Section 4.3 that  $\|\Delta\|$  is the norm of the partition. In a regular partition, the statements  $\|\Delta\| \rightarrow 0$  and  $n \rightarrow \infty$  are equivalent.

**Area of a Region Between Two Curves**

If  $f$  and  $g$  are continuous on  $[a, b]$  and  $g(x) \leq f(x)$  for all  $x$  in  $[a, b]$ , then the area of the region bounded by the graphs of  $f$  and  $g$  and the vertical lines  $x = a$  and  $x = b$  is

$$A = \int_a^b [f(x) - g(x)] dx.$$

In Figure 7.1, the graphs of  $f$  and  $g$  are shown above the  $x$ -axis. This, however, is not necessary. The same integrand  $[f(x) - g(x)]$  can be used as long as  $f$  and  $g$  are continuous and  $g(x) \leq f(x)$  for all  $x$  in the interval  $[a, b]$ . This is summarized graphically in Figure 7.4. Notice in Figure 7.4 that the height of a representative rectangle is  $f(x) - g(x)$  regardless of the relative position of the  $x$ -axis.

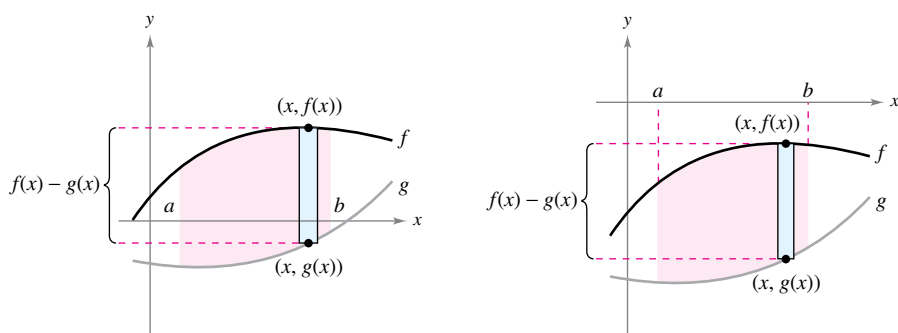


Figure 7.4

Representative rectangles are used throughout this chapter in various applications of integration. A vertical rectangle (of width  $\Delta x$ ) implies integration with respect to  $x$ , whereas a horizontal rectangle (of width  $\Delta y$ ) implies integration with respect to  $y$ .

**EXAMPLE 1 Finding the Area of a Region Between Two Curves**

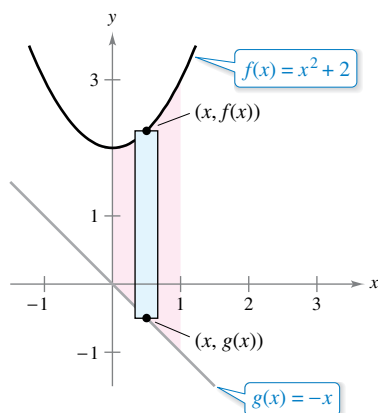
Find the area of the region bounded by the graphs of  $y = x^2 + 2$ ,  $y = -x$ ,  $x = 0$ , and  $x = 1$ .

**Solution** Let  $g(x) = -x$  and  $f(x) = x^2 + 2$ . Then  $g(x) \leq f(x)$  for all  $x$  in  $[0, 1]$ , as shown in Figure 7.5. So, the area of the representative rectangle is

$$\begin{aligned} \Delta A &= [f(x) - g(x)]\Delta x \\ &= [(x^2 + 2) - (-x)]\Delta x \end{aligned}$$

and the area of the region is

$$\begin{aligned} A &= \int_a^b [f(x) - g(x)] dx \\ &= \int_0^1 [(x^2 + 2) - (-x)] dx \\ &= \left[ \frac{x^3}{3} + \frac{x^2}{2} + 2x \right]_0^1 \\ &= \frac{1}{3} + \frac{1}{2} + 2 \\ &= \frac{17}{6}. \end{aligned}$$



Region bounded by the graph of  $f$ , the graph of  $g$ ,  $x = 0$ , and  $x = 1$

Figure 7.5

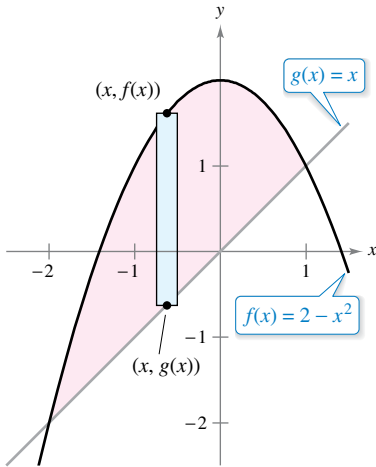
### Area of a Region Between Intersecting Curves

In Example 1, the graphs of  $f(x) = x^2 + 2$  and  $g(x) = -x$  do not intersect, and the values of  $a$  and  $b$  are given explicitly. A more common problem involves the area of a region bounded by two *intersecting* graphs, where the values of  $a$  and  $b$  must be calculated.

#### EXAMPLE 2 A Region Lying Between Two Intersecting Graphs

Find the area of the region bounded by the graphs of  $f(x) = 2 - x^2$  and  $g(x) = x$ .

**Solution** In Figure 7.6, notice that the graphs of  $f$  and  $g$  have two points of intersection. To find the  $x$ -coordinates of these points, set  $f(x)$  and  $g(x)$  equal to each other and solve for  $x$ .



Region bounded by the graph of  $f$  and the graph of  $g$   
Figure 7.6

$$\begin{aligned}
 2 - x^2 &= x && \text{Set } f(x) \text{ equal to } g(x). \\
 -x^2 - x + 2 &= 0 && \text{Write in general form.} \\
 -(x + 2)(x - 1) &= 0 && \text{Factor.} \\
 x &= -2 \text{ or } 1 && \text{Solve for } x.
 \end{aligned}$$

So,  $a = -2$  and  $b = 1$ . Because  $g(x) \leq f(x)$  for all  $x$  in the interval  $[-2, 1]$ , the representative rectangle has an area of

$$\Delta A = [f(x) - g(x)]\Delta x = [(2 - x^2) - x]\Delta x$$

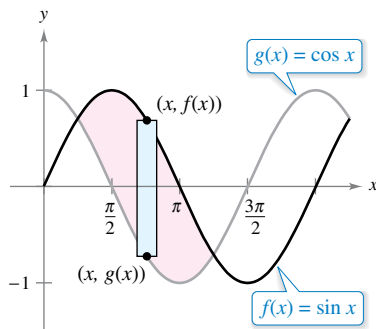
and the area of the region is

$$\begin{aligned}
 A &= \int_{-2}^1 [(2 - x^2) - x] dx \\
 &= \left[ -\frac{x^3}{3} - \frac{x^2}{2} + 2x \right]_{-2}^1 \\
 &= \frac{9}{2}.
 \end{aligned}$$

#### EXAMPLE 3 A Region Lying Between Two Intersecting Graphs

The sine and cosine curves intersect infinitely many times, bounding regions of equal areas, as shown in Figure 7.7. Find the area of one of these regions.

**Solution** Let  $g(x) = \cos x$  and  $f(x) = \sin x$ . Then  $g(x) \leq f(x)$  for all  $x$  in the interval corresponding to the shaded region in Figure 7.7. To find the two points of intersection on this interval, set  $f(x)$  and  $g(x)$  equal to each other and solve for  $x$ .



One of the regions bounded by the graphs of the sine and cosine functions  
Figure 7.7

$$\begin{aligned}
 \sin x &= \cos x && \text{Set } f(x) \text{ equal to } g(x). \\
 \frac{\sin x}{\cos x} &= 1 && \text{Divide each side by } \cos x. \\
 \tan x &= 1 && \text{Trigonometric identity} \\
 x &= \frac{\pi}{4} \text{ or } \frac{5\pi}{4}, \quad 0 \leq x \leq 2\pi && \text{Solve for } x.
 \end{aligned}$$

So,  $a = \pi/4$  and  $b = 5\pi/4$ . Because  $\sin x \geq \cos x$  for all  $x$  in the interval  $[\pi/4, 5\pi/4]$ , the area of the region is

$$\begin{aligned}
 A &= \int_{\pi/4}^{5\pi/4} [\sin x - \cos x] dx \\
 &= \left[ -\cos x - \sin x \right]_{\pi/4}^{5\pi/4} \\
 &= 2\sqrt{2}.
 \end{aligned}$$

To find the area of the region between two curves that intersect at *more* than two points, first determine all points of intersection. Then check to see which curve is above the other in each interval determined by these points, as shown in Example 4.

### EXAMPLE 4 Curves That Intersect at More than Two Points

•••▶ See [LarsonCalculus.com](#) for an interactive version of this type of example.

Find the area of the region between the graphs of

$$f(x) = 3x^3 - x^2 - 10x \quad \text{and} \quad g(x) = -x^2 + 2x.$$

**Solution** Begin by setting  $f(x)$  and  $g(x)$  equal to each other and solving for  $x$ . This yields the  $x$ -values at all points of intersection of the two graphs.

$$3x^3 - x^2 - 10x = -x^2 + 2x$$

Set  $f(x)$  equal to  $g(x)$ .

$$3x^3 - 12x = 0$$

Write in general form.

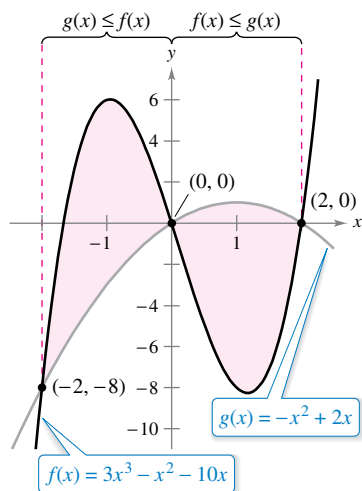
$$3x(x - 2)(x + 2) = 0$$

Factor.

$$x = -2, 0, 2$$

Solve for  $x$ .

So, the two graphs intersect when  $x = -2, 0,$  and  $2$ . In Figure 7.8, notice that  $g(x) \leq f(x)$  on the interval  $[-2, 0]$ . The two graphs switch at the origin, however, and  $f(x) \leq g(x)$  on the interval  $[0, 2]$ . So, you need two integrals—one for the interval  $[-2, 0]$  and one for the interval  $[0, 2]$ .



On  $[-2, 0]$ ,  $g(x) \leq f(x)$ , and on  $[0, 2]$ ,  $f(x) \leq g(x)$ .

Figure 7.8

$$\begin{aligned} A &= \int_{-2}^0 [f(x) - g(x)] dx + \int_0^2 [g(x) - f(x)] dx \\ &= \int_{-2}^0 (3x^3 - 12x) dx + \int_0^2 (-3x^3 + 12x) dx \\ &= \left[ \frac{3x^4}{4} - 6x^2 \right]_{-2}^0 + \left[ -\frac{3x^4}{4} + 6x^2 \right]_0^2 \\ &= -(12 - 24) + (-12 + 24) \\ &= 24 \end{aligned}$$



**REMARK** In Example 4, notice that you obtain an incorrect result when you integrate from  $-2$  to  $2$ . Such integration produces

$$\begin{aligned} \int_{-2}^2 [f(x) - g(x)] dx &= \int_{-2}^2 (3x^3 - 12x) dx \\ &= 0. \end{aligned}$$

When the graph of a function of  $y$  is a boundary of a region, it is often convenient to use representative rectangles that are *horizontal* and find the area by integrating with respect to  $y$ . In general, to determine the area between two curves, you can use

$$A = \int_{x_1}^{x_2} \underbrace{[(\text{top curve}) - (\text{bottom curve})]}_{\text{in variable } x} dx \quad \text{Vertical rectangles}$$

or

$$A = \int_{y_1}^{y_2} \underbrace{[(\text{right curve}) - (\text{left curve})]}_{\text{in variable } y} dy \quad \text{Horizontal rectangles}$$

where  $(x_1, y_1)$  and  $(x_2, y_2)$  are either adjacent points of intersection of the two curves involved or points on the specified boundary lines.

**EXAMPLE 5** Horizontal Representative Rectangles

Find the area of the region bounded by the graphs of  $x = 3 - y^2$  and  $x = y + 1$ .

**Solution** Consider

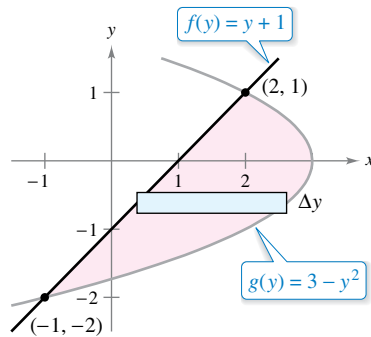
$$g(y) = 3 - y^2 \quad \text{and} \quad f(y) = y + 1.$$

These two curves intersect when  $y = -2$  and  $y = 1$ , as shown in Figure 7.9. Because  $f(y) \leq g(y)$  on this interval, you have

$$\Delta A = [g(y) - f(y)]\Delta y = [(3 - y^2) - (y + 1)]\Delta y.$$

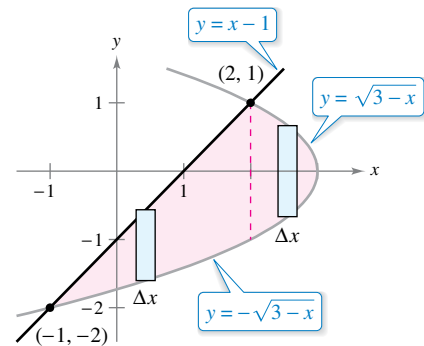
So, the area is

$$\begin{aligned} A &= \int_{-2}^1 [(3 - y^2) - (y + 1)] dy \\ &= \int_{-2}^1 (-y^2 - y + 2) dy \\ &= \left[ -\frac{y^3}{3} - \frac{y^2}{2} + 2y \right]_{-2}^1 \\ &= \left( -\frac{1}{3} - \frac{1}{2} + 2 \right) - \left( \frac{8}{3} - 2 - 4 \right) \\ &= \frac{9}{2}. \end{aligned}$$



Horizontal rectangles (integration with respect to  $y$ )

**Figure 7.9**



Vertical rectangles (integration with respect to  $x$ )

**Figure 7.10**

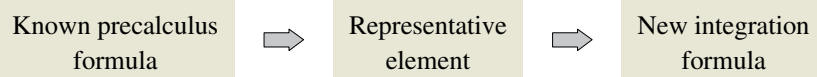
In Example 5, notice that by integrating with respect to  $y$ , you need only one integral. To integrate with respect to  $x$ , you would need two integrals because the upper boundary changes at  $x = 2$ , as shown in Figure 7.10.

$$\begin{aligned} A &= \int_{-1}^2 [(x - 1) + \sqrt{3 - x}] dx + \int_2^3 (\sqrt{3 - x} + \sqrt{3 - x}) dx \\ &= \int_{-1}^2 [x - 1 + (3 - x)^{1/2}] dx + 2 \int_2^3 (3 - x)^{1/2} dx \\ &= \left[ \frac{x^2}{2} - x - \frac{(3 - x)^{3/2}}{3/2} \right]_{-1}^2 + 2 \left[ \frac{(3 - x)^{3/2}}{3/2} \right]_2^3 \\ &= \left( 2 - 2 - \frac{2}{3} \right) - \left( \frac{1}{2} + 1 - \frac{16}{3} \right) - 2(0) + 2\left(\frac{2}{3}\right) \\ &= \frac{9}{2} \end{aligned}$$



## Integration as an Accumulation Process

In this section, the integration formula for the area between two curves was developed by using a rectangle as the *representative element*. For each new application of integration in the remaining sections of this chapter, an appropriate representative element will be constructed using precalculus formulas you already know. Each integration formula will then be obtained by summing or accumulating these representative elements.



For example, the area formula in this section was developed as follows.

$$A = (\text{height})(\text{width}) \quad \Rightarrow \quad \Delta A = [f(x) - g(x)]\Delta x \quad \Rightarrow \quad A = \int_a^b [f(x) - g(x)] dx$$

### EXAMPLE 6 Integration as an Accumulation Process

Find the area of the region bounded by the graph of  $y = 4 - x^2$  and the  $x$ -axis. Describe the integration as an accumulation process.

**Solution** The area of the region is

$$A = \int_{-2}^2 (4 - x^2) dx.$$

You can think of the integration as an accumulation of the areas of the rectangles formed as the representative rectangle slides from  $x = -2$  to  $x = 2$ , as shown in Figure 7.11.

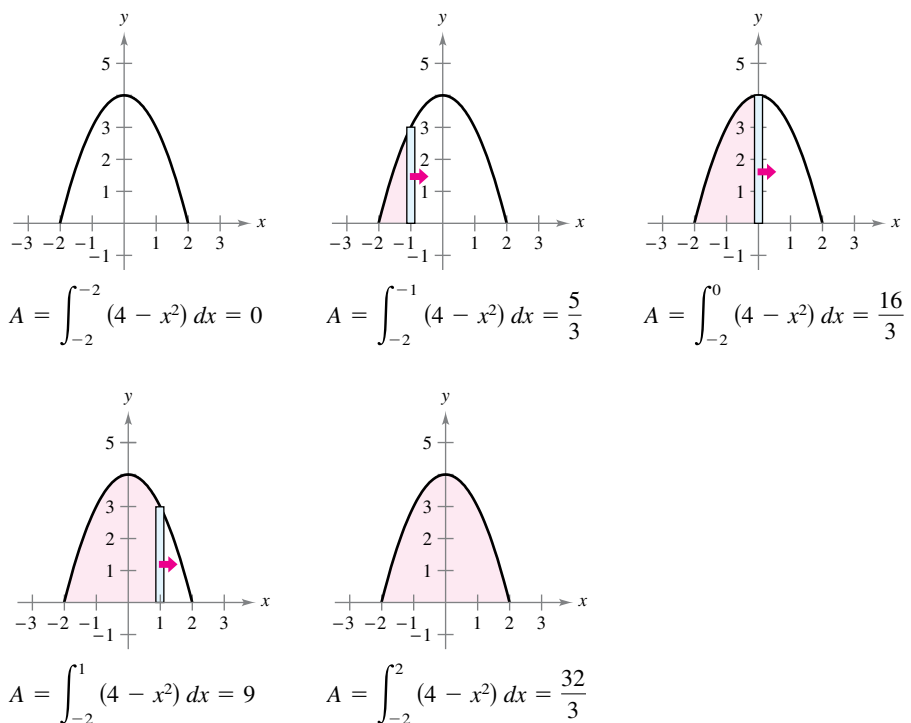


Figure 7.11

# 7.1 Exercises

See [CalcChat.com](http://CalcChat.com) for tutorial help and worked-out solutions to odd-numbered exercises.

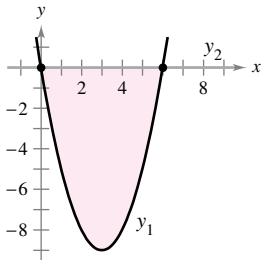
### CONCEPT CHECK

- Area** What is the geometric interpretation of the area of the region between two curves?
- Area** Describe how to find the area of the region bounded by the graphs of  $f(x)$  and  $g(x)$  and the vertical lines  $x = a$  and  $x = b$ , where  $f$  and  $g$  do not intersect on  $[a, b]$ .
- Area Between Intersecting Curves** Explain why it is important to determine all points of intersection of two curves when finding the area of the region between the curves.
- Sketching a Region** Sketch a region for which integration with respect to  $y$  is easier than integration with respect to  $x$ .

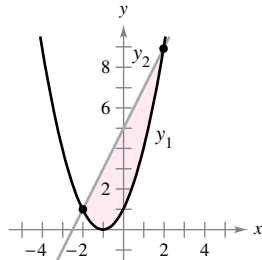


**Writing a Definite Integral** In Exercises 5–10, write a definite integral that represents the area of the region. (Do not evaluate the integral.)

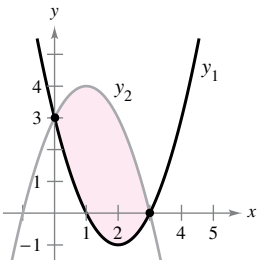
5.  $y_1 = x^2 - 6x$   
 $y_2 = 0$



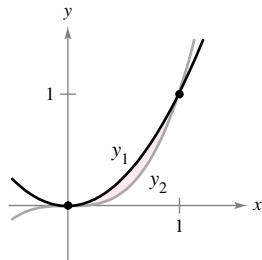
6.  $y_1 = x^2 + 2x + 1$   
 $y_2 = 2x + 5$



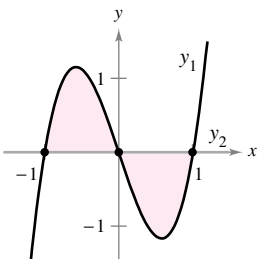
7.  $y_1 = x^2 - 4x + 3$   
 $y_2 = -x^2 + 2x + 3$



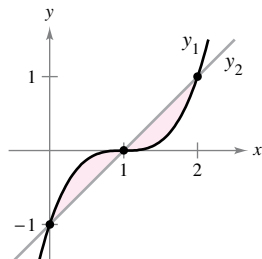
8.  $y_1 = x^2$   
 $y_2 = x^3$



9.  $y_1 = 3(x^3 - x)$   
 $y_2 = 0$



10.  $y_1 = (x - 1)^3$   
 $y_2 = x - 1$



**Finding a Region** In Exercises 11–14, the integrand of the definite integral is a difference of two functions. Sketch the graph of each function and shade the region whose area is represented by the integral.

- $\int_0^4 \left[ (x + 1) - \frac{x}{2} \right] dx$
- $\int_2^3 \left[ \left( \frac{x^3}{3} - x \right) - \frac{x}{3} \right] dx$
- $\int_{-2}^1 [(2 - y) - y^2] dy$
- $\int_0^4 (2\sqrt{y} - y) dy$



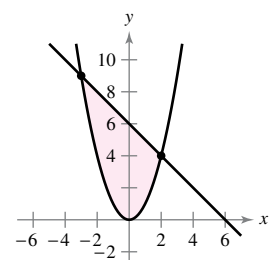
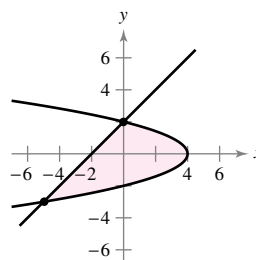
**Finding the Area of a Region** In Exercises 15–28, sketch the region bounded by the graphs of the equations and find the area of the region.

- $y = x^2 - 1, y = -x + 2, x = 0, x = 1$
- $y = -x^3 + 2, y = x - 3, x = -1, x = 1$
- $f(x) = x^2 + 2x, g(x) = x + 2$
- $y = -x^2 + 3x + 1, y = -x + 1$
- $f(x) = \frac{1}{9x^2}, y = 1, x = 1, x = 2$
- $f(x) = -\frac{4}{x^3}, y = 0, x = -3, x = -1$
- $f(x) = x^5 + 2, g(x) = x + 2$
- $f(x) = \sqrt[3]{x - 1}, g(x) = x - 1$
- $f(y) = y^2, g(y) = y + 2$
- $f(y) = y(2 - y), g(y) = -y$
- $f(y) = y^2 + 1, g(y) = 0, y = -1, y = 2$
- $f(y) = \frac{y}{\sqrt{16 - y^2}}, g(y) = 0, y = 3$
- $f(x) = \frac{10}{x}, x = 0, y = 2, y = 10$
- $g(x) = \frac{4}{2 - x}, y = 4, x = 0$



**Comparing Methods** In Exercises 29 and 30, find the area of the region by integrating (a) with respect to  $x$  and (b) with respect to  $y$ . (c) Compare your results. Which method is simpler? In general, will this method always be simpler than the other one? Why or why not?

- $x = 4 - y^2$   
 $x = y - 2$
- $y = x^2$   
 $y = 6 - x$



**Graphing Utility** **Finding the Area of a Region** In Exercises 31–36, (a) use a graphing utility to graph the region bounded by the graphs of the functions, (b) find the area of the region analytically, and (c) use the integration capabilities of the graphing utility to verify your results.

31.  $f(x) = x(x^2 - 3x + 3)$ ,  $g(x) = x^2$

32.  $y = x^4 - 2x^2$ ,  $y = 2x^2$

33.  $f(x) = x^4 - 4x^2$ ,  $g(x) = x^2 - 4$

34.  $f(x) = x^4 - 9x^2$ ,  $g(x) = x^3 - 9x$

35.  $f(x) = \frac{1}{1+x^2}$ ,  $g(x) = \frac{1}{2}x^2$

36.  $f(x) = \frac{6x}{x^2+1}$ ,  $y = 0$ ,  $0 \leq x \leq 3$



**Finding the Area of a Region** In Exercises 37–42, sketch the region bounded by the graphs of the equations and find the area of the region.

37.  $f(x) = \cos x$ ,  $g(x) = 2 - \cos x$ ,  $0 \leq x \leq 2\pi$

38.  $f(x) = \sin x$ ,  $g(x) = \cos 2x$ ,  $-\frac{\pi}{2} \leq x \leq \frac{\pi}{6}$

39.  $f(x) = 2 \sin x$ ,  $g(x) = \tan x$ ,  $-\frac{\pi}{3} \leq x \leq \frac{\pi}{3}$

40.  $f(x) = \sec \frac{\pi x}{4} \tan \frac{\pi x}{4}$ ,  $g(x) = (\sqrt{2} - 4)x + 4$ ,  $x = 0$

41.  $f(x) = xe^{-x^2}$ ,  $y = 0$ ,  $0 \leq x \leq 1$

42.  $f(x) = -2^x$ ,  $g(x) = 1 - 3x$

**Graphing Utility** **Finding the Area of a Region** In Exercises 43–46, (a) use a graphing utility to graph the region bounded by the graphs of the equations, (b) find the area of the region analytically, and (c) use the integration capabilities of the graphing utility to verify your results.

43.  $f(x) = 2 \sin x + \sin 2x$ ,  $y = 0$ ,  $0 \leq x \leq \pi$

44.  $f(x) = 2 \sin x + \cos 2x$ ,  $y = 0$ ,  $0 < x \leq \pi$

45.  $f(x) = \frac{1}{x^2}e^{1/x}$ ,  $y = 0$ ,  $1 \leq x \leq 3$

46.  $g(x) = \frac{4 \ln x}{x}$ ,  $y = 0$ ,  $x = 5$

**Graphing Utility** **Finding the Area of a Region** In Exercises 47–50, (a) use a graphing utility to graph the region bounded by the graphs of the equations, (b) explain why the area of the region is difficult to find analytically, and (c) use the integration capabilities of the graphing utility to approximate the area of the region to four decimal places.

47.  $y = \sqrt{\frac{x^3}{4-x}}$ ,  $y = 0$ ,  $x = 3$

48.  $y = \sqrt{x}e^x$ ,  $y = 0$ ,  $x = 0$ ,  $x = 1$

49.  $y = x^2$ ,  $y = 4 \cos x$

50.  $y = x^2$ ,  $y = \sqrt{3+x}$

**Finding the Area of a Region** Find the area of the given region bounded by the graphs of  $y_1$ ,  $y_2$ , and  $y_3$ , as shown in the figure.

$$y_1 = x^2 + 2, \quad y_2 = 4 - x^2, \quad y_3 = 2 - x$$

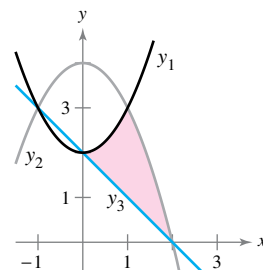


Figure for 51

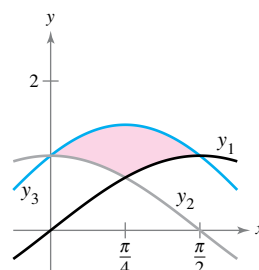


Figure for 52

**Finding the Area of a Region** Find the area of the given region bounded by the graphs of  $y_1$ ,  $y_2$ , and  $y_3$ , as shown in the figure.

$$y_1 = \sin x, \quad y_2 = \cos x, \quad y_3 = \sin x + \cos x$$



**Integration as an Accumulation Process** In Exercises 53–56, find the accumulation function  $F$ . Then evaluate  $F$  at each value of the independent variable and graphically show the area given by each value of the independent variable.

53.  $F(x) = \int_0^x \left(\frac{1}{2}t + 1\right) dt$  (a)  $F(0)$  (b)  $F(2)$  (c)  $F(6)$

54.  $F(x) = \int_0^x \left(\frac{1}{2}t^2 + 2\right) dt$  (a)  $F(0)$  (b)  $F(4)$  (c)  $F(6)$

55.  $F(\alpha) = \int_{-1}^{\alpha} \cos \frac{\pi\theta}{2} d\theta$  (a)  $F(-1)$  (b)  $F(0)$  (c)  $F\left(\frac{1}{2}\right)$

56.  $F(y) = \int_{-1}^y 4e^{x/2} dx$  (a)  $F(-1)$  (b)  $F(0)$  (c)  $F(4)$

**Finding the Area of a Figure** In Exercises 57–60, use integration to find the area of the figure having the given vertices.

57.  $(-1, -1)$ ,  $(1, 1)$ ,  $(2, -1)$

58.  $(0, 0)$ ,  $(6, 0)$ ,  $(4, 3)$

59.  $(0, 2)$ ,  $(4, 2)$ ,  $(0, -2)$ ,  $(-4, -2)$

60.  $(0, 0)$ ,  $(1, 2)$ ,  $(3, -2)$ ,  $(1, -3)$

**Using a Tangent Line** In Exercises 61–64, write and evaluate the definite integral that represents the area of the region bounded by the graph of the function and the tangent line to the graph at the given point.

61.  $f(x) = 2x^3 - 1$ ,  $(1, 1)$

62.  $f(x) = x - x^3$ ,  $(-1, 0)$

63.  $f(x) = \frac{1}{x^2 + 1}$ ,  $\left(1, \frac{1}{2}\right)$

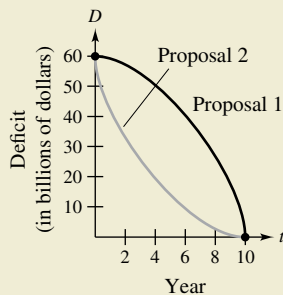
64.  $y = \frac{2}{1 + 4x^2}$ ,  $\left(\frac{1}{2}, 1\right)$

**EXPLORING CONCEPTS**

- 65. Area Between Curves** The graphs of  $y = 1 - x^2$  and  $y = x^4 - 2x^2 + 1$  intersect at three points. However, the area between the curves *can* be found by a single integral. Explain why this is so, and write an integral that represents this area.
- 66. Using Symmetry** The area of the region bounded by the graphs of  $y = x^3$  and  $y = x$  *cannot* be found by the single integral  $\int_{-1}^1 (x^3 - x) dx$ . Explain why this is so. Use symmetry to write a single integral that does represent the area.
- 67. Interpreting Integrals** Two cars with velocities  $v_1(t)$  and  $v_2(t)$  (in meters per second) are tested on a straight track. Consider the following integrals.
- $$\int_0^5 [v_1(t) - v_2(t)] dt = 10 \quad \int_0^{10} [v_1(t) - v_2(t)] dt = 30$$
- $$\int_{20}^{30} [v_1(t) - v_2(t)] dt = -5$$
- Write a verbal interpretation of each integral.
  - Is it possible to determine the distance between the two cars when  $t = 5$  seconds? Why or why not?
  - Assume both cars start at the same time and place. Which car is ahead when  $t = 10$  seconds? How far ahead is the car?
  - Suppose Car 1 has velocity  $v_1$  and is ahead of Car 2 by 13 meters when  $t = 20$  seconds. How far ahead or behind is Car 1 when  $t = 30$  seconds?



**68. HOW DO YOU SEE IT?** A state legislature is debating two proposals for eliminating the annual budget deficits after 10 years. The rate of decrease of the deficits for each proposal is shown in the figure.



- What does the area between the two curves represent?
- From the viewpoint of minimizing the cumulative state deficit, which is the better proposal? Explain.

**Dividing a Region** In Exercises 69 and 70, find  $b$  such that the line  $y = b$  divides the region bounded by the graphs of the equations into two regions of equal area.

69.  $y = 9 - x^2, y = 0$       70.  $y = 9 - |x|, y = 0$

**Dividing a Region** In Exercises 71 and 72, find  $a$  such that the line  $x = a$  divides the region bounded by the graphs of the equations into two regions of equal area.

71.  $y = x, y = 4, x = 0$       72.  $y^2 = 4 - x, x = 0$

**Limits and Integrals** In Exercises 73 and 74, evaluate the limit and sketch the graph of the region whose area is represented by the limit.

73.  $\lim_{\|\Delta\| \rightarrow 0} \sum_{i=1}^n (x_i - x_i^2) \Delta x$ , where  $x_i = \frac{i}{n}$  and  $\Delta x = \frac{1}{n}$

74.  $\lim_{\|\Delta\| \rightarrow 0} \sum_{i=1}^n (4 - x_i^2) \Delta x$ , where  $x_i = -2 + \frac{4i}{n}$  and  $\Delta x = \frac{4}{n}$

**Revenue** In Exercises 75 and 76, two models  $R_1$  and  $R_2$  are given for revenue (in millions of dollars) for a corporation. Both models are estimates of revenues from 2020 through 2025, with  $t = 0$  corresponding to 2020. Which model projects the greater revenue? How much more total revenue does that model project over the six-year period?

75.  $R_1 = 7.21 + 0.58t$   
 $R_2 = 7.21 + 0.45t$

76.  $R_1 = 7.21 + 0.26t + 0.02t^2$   
 $R_2 = 7.21 + 0.1t + 0.01t^2$



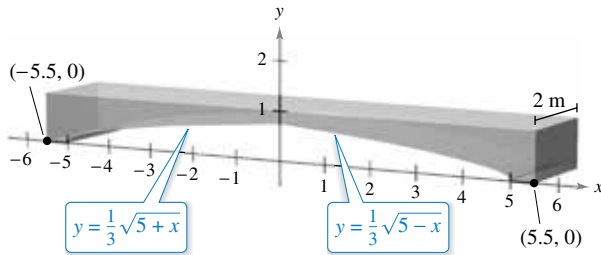
**77. Lorenz Curve** Economists use *Lorenz curves* to illustrate the distribution of income in a country. A Lorenz curve,  $y = f(x)$ , represents the actual income distribution in the country. In this model,  $x$  represents percents of families in the country from the poorest to the wealthiest and  $y$  represents percents of total income. The model  $y = x$  represents a country in which each family has the same income. The area between these two models, where  $0 \leq x \leq 100$ , indicates a country's "income inequality." The table lists percents of income  $y$  for selected percents of families  $x$  in a country.

$x$	10	20	30	40	50
$y$	3.35	6.07	9.17	13.39	19.45
$x$	60	70	80	90	
$y$	28.03	39.77	55.28	75.12	

- Use a graphing utility to find a quadratic model for the Lorenz curve.
  - Plot the data and graph the model.
  - Graph the model  $y = x$ . How does this model compare with the model in part (a)?
  - Use the integration capabilities of a graphing utility to approximate the "income inequality."
- 78. Profit** The chief financial officer of a company reports that profits for the past fiscal year were \$15.9 million. The officer predicts that profits for the next 5 years will grow at a continuous annual rate somewhere between  $3\frac{1}{2}\%$  and  $5\%$ . Estimate the cumulative difference in total profit over the 5 years based on the predicted range of growth rates.

**79. Building Design**

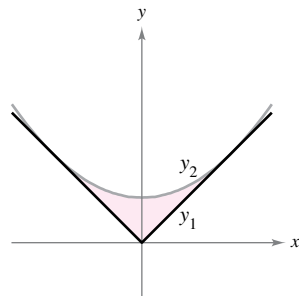
Concrete sections for a new building have the dimensions (in meters) and shape shown in the figure.



- (a) Find the area of the face of the section superimposed on the rectangular coordinate system.
- (b) Find the volume of concrete in one of the sections by multiplying the area in part (a) by 2 meters.
- (c) One cubic meter of concrete weighs 5000 pounds. Find the weight of the section.

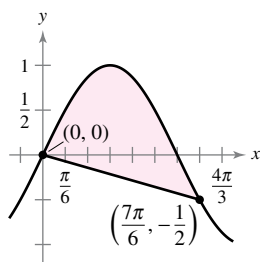


**80. Mechanical Design** The surface of a machine part is the region between the graphs of  $y_1 = |x|$  and  $y_2 = 0.08x^2 + k$  (see figure).

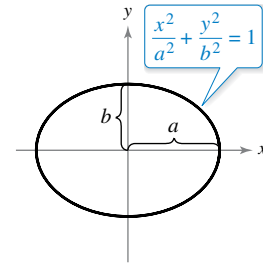


- (a) Find  $k$  such that the parabola is tangent to the graph of  $y_1$ .
- (b) Find the area of the surface of the machine part.

**81. Area** Find the area between the graph of  $y = \sin x$  and the line segment joining the points  $(0, 0)$  and  $(\frac{7\pi}{6}, -\frac{1}{2})$ , as shown in the figure.



**82. Area** Let  $a > 0$  and  $b > 0$ . Show that the area of the ellipse  $\frac{x^2}{a^2} + \frac{y^2}{b^2} = 1$  is  $\pi ab$  (see figure).



**True or False?** In Exercises 83–86, determine whether the statement is true or false. If it is false, explain why or give an example that shows it is false.

**83.** If the area of the region bounded by the graphs of  $f$  and  $g$  is 1, then the area of the region bounded by the graphs of  $h(x) = f(x) + C$  and  $k(x) = g(x) + C$  is also 1.

**84.** If

$$\int_a^b [f(x) - g(x)] dx = A$$

then

$$\int_a^b [g(x) - f(x)] dx = -A.$$

**85.** If the graphs of  $f$  and  $g$  intersect midway between  $x = a$  and  $x = b$ , then

$$\int_a^b [f(x) - g(x)] dx = 0.$$

**86.** The line

$$y = (1 - \sqrt[3]{0.5})x$$

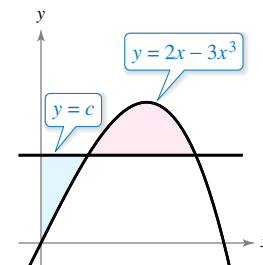
divides the region under the curve

$$f(x) = x(1 - x)$$

on  $[0, 1]$  into two regions of equal area.

**PUTNAM EXAM CHALLENGE**

**87.** The horizontal line  $y = c$  intersects the curve  $y = 2x - 3x^3$  in the first quadrant as shown in the figure. Find  $c$  so that the areas of the two shaded regions are equal.



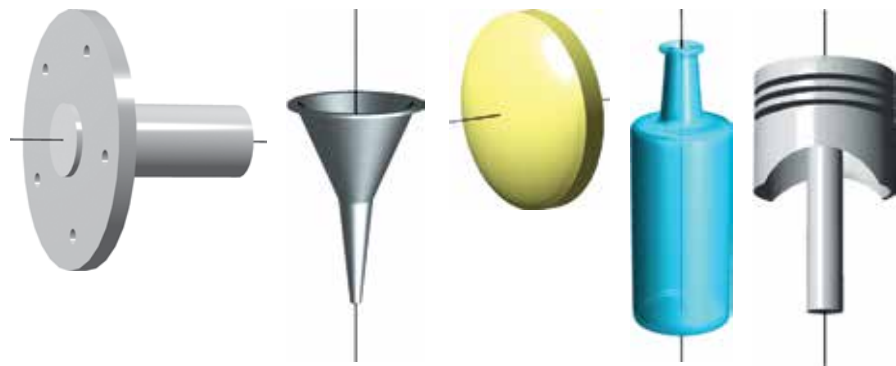
This problem was composed by the Committee on the Putnam Prize Competition. © The Mathematical Association of America. All rights reserved.

## 7.2 Volume: The Disk Method

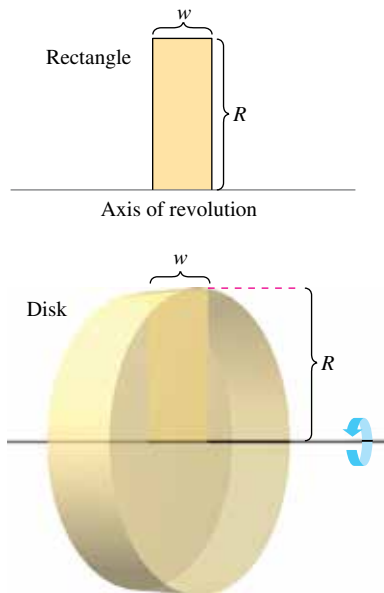
- Find the volume of a solid of revolution using the disk method.
- Find the volume of a solid of revolution using the washer method.
- Find the volume of a solid with known cross sections.

### The Disk Method

You have already learned that area is only one of the *many* applications of the definite integral. Another important application is its use in finding the volume of a three-dimensional solid. In this section, you will study a particular type of three-dimensional solid—one whose cross sections are similar. Solids of revolution are used commonly in engineering and manufacturing. Some examples are axles, funnels, pills, bottles, and pistons, as shown in Figure 7.12.



Solids of revolution  
Figure 7.12



Volume of a disk:  $\pi R^2 w$   
Figure 7.13

When a region in the plane is revolved about a line, the resulting solid is a **solid of revolution**, and the line is called the **axis of revolution**. The simplest such solid is a right circular cylinder or **disk**, which is formed by revolving a rectangle about an axis adjacent to one side of the rectangle, as shown in Figure 7.13. The volume of such a disk is

$$\begin{aligned}\text{Volume of disk} &= (\text{area of disk})(\text{width of disk}) \\ &= \pi R^2 w\end{aligned}$$

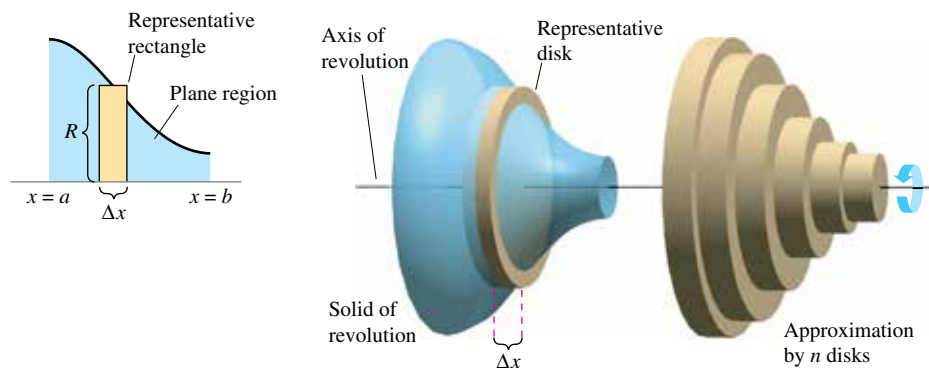
where  $R$  is the radius of the disk and  $w$  is the width.

To see how to use the volume of a disk to find the volume of a general solid of revolution, consider a solid of revolution formed by revolving the plane region in Figure 7.14 (see next page) about the indicated axis. To determine the volume of this solid, consider a representative rectangle in the plane region. When this rectangle is revolved about the axis of revolution, it generates a representative disk whose volume is

$$\Delta V = \pi R^2 \Delta x.$$

Approximating the volume of the solid by  $n$  such disks of width  $\Delta x$  and radius  $R(x_i)$  produces

$$\begin{aligned}\text{Volume of solid} &\approx \sum_{i=1}^n \pi [R(x_i)]^2 \Delta x \\ &= \pi \sum_{i=1}^n [R(x_i)]^2 \Delta x.\end{aligned}$$



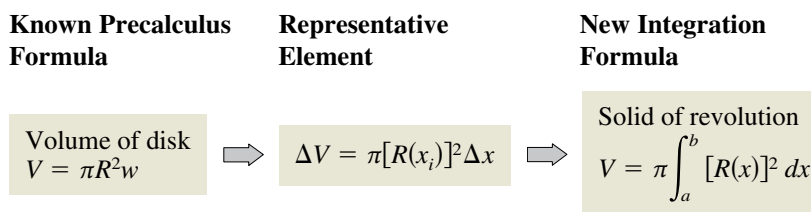
Disk method

**Figure 7.14**

This approximation appears to become better and better as  $\|\Delta\| \rightarrow 0$  ( $n \rightarrow \infty$ ). So, you can define the volume of the solid as

$$\text{Volume of solid} = \lim_{\|\Delta\| \rightarrow 0} \pi \sum_{i=1}^n [R(x_i)]^2 \Delta x = \pi \int_a^b [R(x)]^2 dx.$$

Schematically, the disk method looks like this.



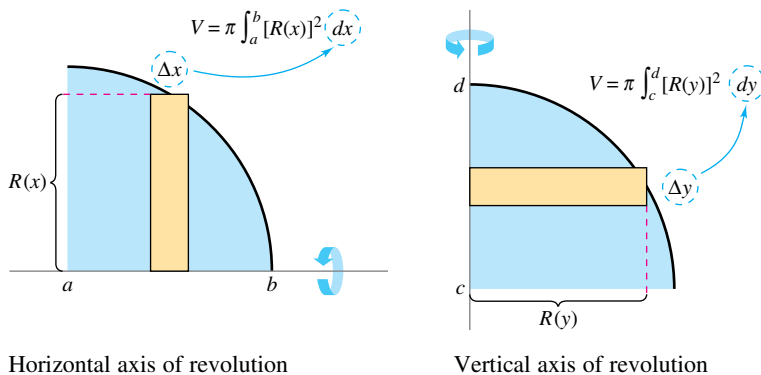
A similar formula can be derived when the axis of revolution is vertical.

**THE DISK METHOD**

To find the volume of a solid of revolution with the **disk method**, use one of the formulas below. (See Figure 7.15.)

<p><b>Horizontal Axis of Revolution</b></p> <p>Volume = <math>V = \pi \int_a^b [R(x)]^2 dx</math></p>	<p><b>Vertical Axis of Revolution</b></p> <p>Volume = <math>V = \pi \int_c^d [R(y)]^2 dy</math></p>
---	---

- **REMARK** In Figure 7.15,
- note that you can determine
- the variable of integration
- by placing a representative
- rectangle in the plane region
- “perpendicular” to the axis of
- revolution. When the width
- of the rectangle is  $\Delta x$ , integrate
- with respect to  $x$ , and when the
- width of the rectangle is  $\Delta y$ ,
- integrate with respect to  $y$ .



Horizontal axis of revolution  
**Figure 7.15**

Vertical axis of revolution

The simplest application of the disk method involves a plane region bounded by the graph of  $f$  and the  $x$ -axis. When the axis of revolution is the  $x$ -axis, the radius  $R(x)$  is simply  $f(x)$ .

**EXAMPLE 1** Using the Disk Method

Find the volume of the solid formed by revolving the region bounded by the graph of

$$f(x) = \sqrt{\sin x}$$

and the  $x$ -axis ( $0 \leq x \leq \pi$ ) about the  $x$ -axis, as shown in Figure 7.16.

**Solution** From the representative rectangle in the upper graph in Figure 7.16, you can see that the radius of this solid is

$$\begin{aligned} R(x) &= f(x) \\ &= \sqrt{\sin x}. \end{aligned}$$

So, the volume of the solid of revolution is

$$\begin{aligned} V &= \pi \int_a^b [R(x)]^2 dx && \text{Apply disk method.} \\ &= \pi \int_0^\pi (\sqrt{\sin x})^2 dx && \text{Substitute } \sqrt{\sin x} \text{ for } R(x). \\ &= \pi \int_0^\pi \sin x dx && \text{Simplify.} \\ &= \pi \left[ -\cos x \right]_0^\pi && \text{Integrate.} \\ &= \pi(1 + 1) \\ &= 2\pi. \end{aligned}$$

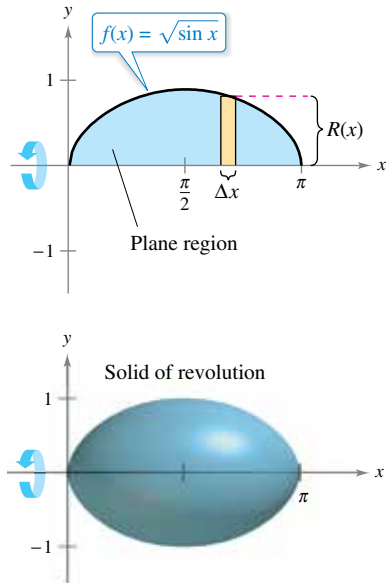


Figure 7.16

**EXAMPLE 2** Using a Line That Is Not a Coordinate Axis

Find the volume of the solid formed by revolving the region bounded by the graphs of

$$f(x) = 2 - x^2$$

and  $g(x) = 1$  about the line  $y = 1$ , as shown in Figure 7.17.

**Solution** By equating  $f(x)$  and  $g(x)$ , you can determine that the two graphs intersect when  $x = \pm 1$ . To find the radius, subtract  $g(x)$  from  $f(x)$ .

$$\begin{aligned} R(x) &= f(x) - g(x) \\ &= (2 - x^2) - 1 \\ &= 1 - x^2 \end{aligned}$$

To find the volume, integrate between  $-1$  and  $1$ .

$$\begin{aligned} V &= \pi \int_a^b [R(x)]^2 dx && \text{Apply disk method.} \\ &= \pi \int_{-1}^1 (1 - x^2)^2 dx && \text{Substitute } 1 - x^2 \text{ for } R(x). \\ &= \pi \int_{-1}^1 (1 - 2x^2 + x^4) dx && \text{Simplify.} \\ &= \pi \left[ x - \frac{2x^3}{3} + \frac{x^5}{5} \right]_{-1}^1 && \text{Integrate.} \\ &= \frac{16\pi}{15} \end{aligned}$$

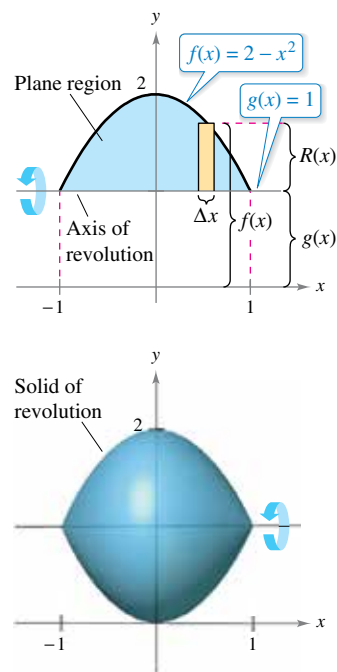


Figure 7.17



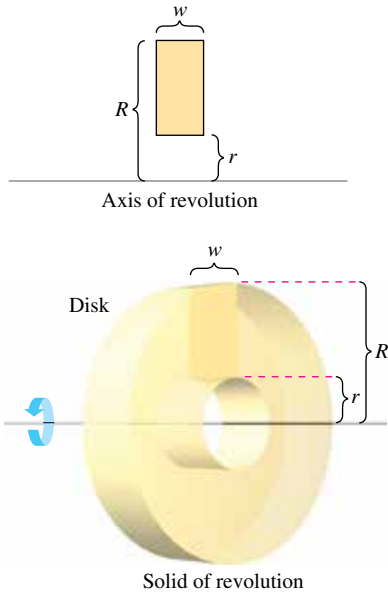


Figure 7.18

### The Washer Method

The disk method can be extended to cover solids of revolution with holes by replacing the representative disk with a representative **washer**. The washer is formed by revolving a rectangle about an axis, as shown in Figure 7.18. If  $r$  and  $R$  are the inner and outer radii of the washer, respectively, and  $w$  is the width of the washer, then the volume is

$$\text{Volume of washer} = \pi(R^2 - r^2)w.$$

To see how this concept can be used to find the volume of a solid of revolution, consider a region bounded by an **outer radius**  $R(x)$  and an **inner radius**  $r(x)$ , as shown in Figure 7.19. If the region is revolved about its axis of revolution, then the volume of the resulting solid is

$$V = \pi \int_a^b ([R(x)]^2 - [r(x)]^2) dx. \quad \text{Washer method}$$

Note that the integral involving the inner radius represents the volume of the hole and is *subtracted* from the integral involving the outer radius.

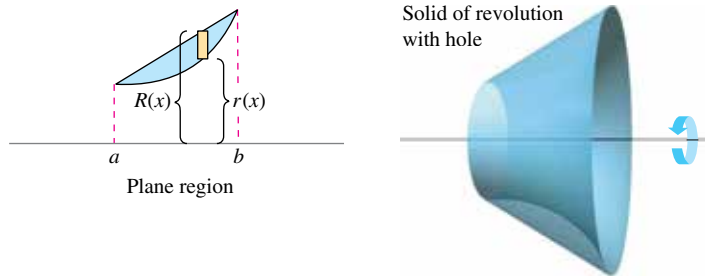


Figure 7.19

### EXAMPLE 3 Using the Washer Method

Find the volume of the solid formed by revolving the region bounded by the graphs of  $y = \sqrt{x}$  and  $y = x^2$  about the  $x$ -axis, as shown in Figure 7.20.

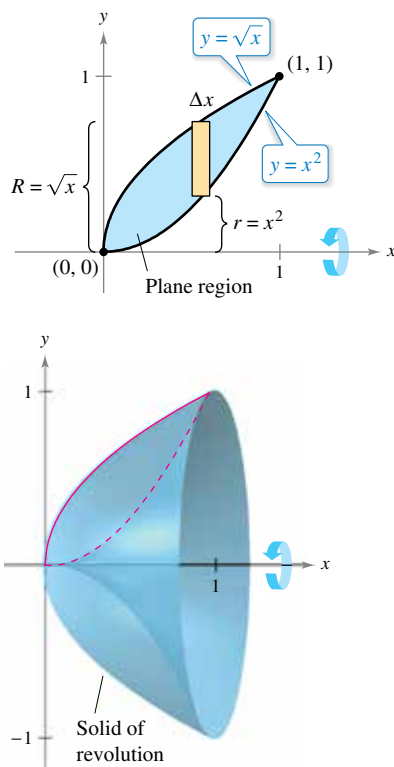
**Solution** In Figure 7.20, you can see that the outer and inner radii are as follows.

$$R(x) = \sqrt{x} \quad \text{Outer radius}$$

$$r(x) = x^2 \quad \text{Inner radius}$$

Integrating between 0 and 1 produces

$$\begin{aligned} V &= \pi \int_a^b ([R(x)]^2 - [r(x)]^2) dx && \text{Apply washer method.} \\ &= \pi \int_0^1 [(\sqrt{x})^2 - (x^2)^2] dx && \text{Substitute } \sqrt{x} \text{ for } R(x) \text{ and } x^2 \text{ for } r(x). \\ &= \pi \int_0^1 (x - x^4) dx && \text{Simplify.} \\ &= \pi \left[ \frac{x^2}{2} - \frac{x^5}{5} \right]_0^1 && \text{Integrate.} \\ &= \frac{3\pi}{10}. \end{aligned}$$



Solid of revolution  
Figure 7.20

In each example so far, the axis of revolution has been *horizontal* and you have integrated with respect to  $x$ . In the next example, the axis of revolution is *vertical* and you integrate with respect to  $y$ . In this example, you need two separate integrals to compute the volume.

**EXAMPLE 4** Integrating with Respect to  $y$ : Two-Integral Case

Find the volume of the solid formed by revolving the region bounded by the graphs of

$$y = x^2 + 1, \quad y = 0, \quad x = 0, \quad \text{and} \quad x = 1$$

about the  $y$ -axis, as shown in Figure 7.21.

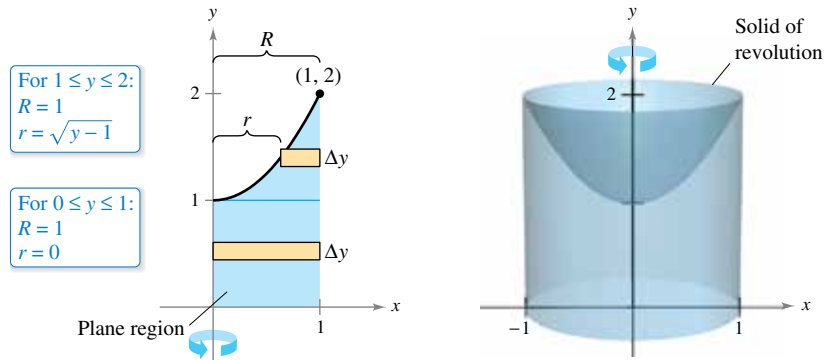


Figure 7.21


**Solution** For the region shown in Figure 7.21, the outer radius is simply  $R = 1$ . There is, however, no convenient formula that represents the inner radius. When  $0 \leq y \leq 1$ ,  $r = 0$ , but when  $1 \leq y \leq 2$ ,  $r$  is determined by the equation  $y = x^2 + 1$ , which implies that  $r = \sqrt{y - 1}$ .

$$r(y) = \begin{cases} 0, & 0 \leq y \leq 1 \\ \sqrt{y - 1}, & 1 \leq y \leq 2 \end{cases}$$

Using this definition of the inner radius, you can use two integrals to find the volume.

$$\begin{aligned} V &= \pi \int_0^1 (1^2 - 0^2) dy + \pi \int_1^2 [1^2 - (\sqrt{y - 1})^2] dy && \text{Apply washer method.} \\ &= \pi \int_0^1 1 dy + \pi \int_1^2 (2 - y) dy && \text{Simplify.} \\ &= \pi [y]_0^1 + \pi \left[ 2y - \frac{y^2}{2} \right]_1^2 && \text{Integrate.} \\ &= \pi + \pi \left( 4 - 2 - 2 + \frac{1}{2} \right) \\ &= \frac{3\pi}{2} \end{aligned}$$

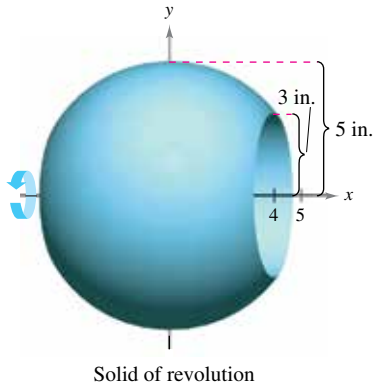
Note that the first integral  $\pi \int_0^1 1 dy$  represents the volume of a right circular cylinder of radius 1 and height 1. This portion of the volume could have been determined without using calculus.



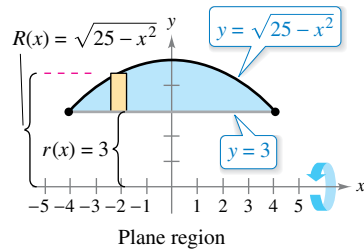
Generated by Mathematica

Figure 7.22

► **TECHNOLOGY** Some graphing utilities have the capability of generating (or have built-in software capable of generating) a solid of revolution. If you have access to such a utility, use it to graph some of the solids of revolution described in this section. For instance, the solid in Example 4 might appear like that shown in Figure 7.22.



(a)



(b)

Figure 7.23

**EXAMPLE 5** Manufacturing

•••▶ See LarsonCalculus.com for an interactive version of this type of example.

A manufacturer drills a hole through the center of a metal sphere of radius 5 inches, as shown in Figure 7.23(a). The hole has a radius of 3 inches. What is the volume of the resulting metal ring?

**Solution** You can imagine the ring to be generated by a segment of the circle whose equation is  $x^2 + y^2 = 25$ , as shown in Figure 7.23(b). Because the radius of the hole is 3 inches, you can let  $y = 3$  and solve the equation  $x^2 + y^2 = 25$  to determine that the limits of integration are  $x = \pm 4$ . So, the inner and outer radii are  $r(x) = 3$  and  $R(x) = \sqrt{25 - x^2}$ , and the volume is

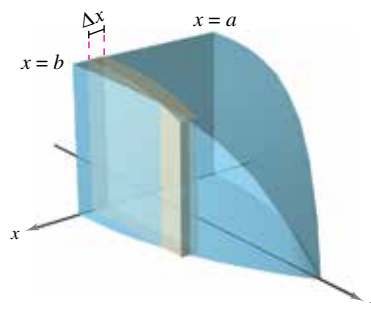
$$\begin{aligned} V &= \pi \int_a^b ([R(x)]^2 - [r(x)]^2) dx \\ &= \pi \int_{-4}^4 [(\sqrt{25 - x^2})^2 - (3)^2] dx \\ &= \pi \int_{-4}^4 (16 - x^2) dx \\ &= \pi \left[ 16x - \frac{x^3}{3} \right]_{-4}^4 \\ &= \frac{256\pi}{3} \text{ cubic inches.} \end{aligned}$$

**Solids with Known Cross Sections**

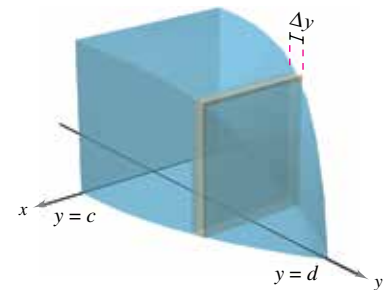
With the disk method, you can find the volume of a solid having a circular cross section whose area is  $A = \pi R^2$ . This method can be generalized to solids of any shape, as long as you know a formula for the area of an arbitrary cross section. Some common cross sections are squares, rectangles, triangles, semicircles, and trapezoids.

**VOLUMES OF SOLIDS WITH KNOWN CROSS SECTIONS**

- For cross sections of area  $A(x)$  taken perpendicular to the  $x$ -axis,
 
$$\text{Volume} = \int_a^b A(x) dx. \quad \text{See Figure 7.24(a).}$$
- For cross sections of area  $A(y)$  taken perpendicular to the  $y$ -axis,
 
$$\text{Volume} = \int_c^d A(y) dy. \quad \text{See Figure 7.24(b).}$$

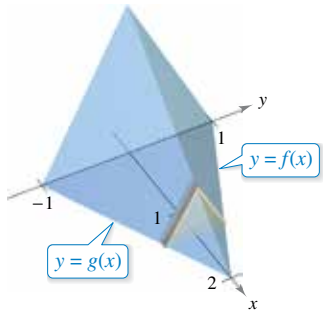


(a) Cross sections perpendicular to  $x$ -axis

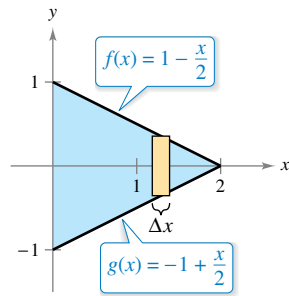


(b) Cross sections perpendicular to  $y$ -axis

Figure 7.24



Cross sections are equilateral triangles.



Triangular base in  $xy$ -plane  
Figure 7.25

**EXAMPLE 6** Triangular Cross Sections

Find the volume of the solid shown in Figure 7.25. The base of the solid is the region bounded by the lines

$$f(x) = 1 - \frac{x}{2}, \quad g(x) = -1 + \frac{x}{2}, \quad \text{and} \quad x = 0.$$

The cross sections perpendicular to the  $x$ -axis are equilateral triangles.

**Solution** The base and area of each triangular cross section are as follows.

$$\text{Base} = \left(1 - \frac{x}{2}\right) - \left(-1 + \frac{x}{2}\right) = 2 - x \quad \text{Length of base}$$

$$\text{Area} = \frac{\sqrt{3}}{4}(\text{base})^2 \quad \text{Area of equilateral triangle}$$

$$A(x) = \frac{\sqrt{3}}{4}(2 - x)^2 \quad \text{Area of cross section}$$

Because  $x$  ranges from 0 to 2, the volume of the solid is

$$V = \int_a^b A(x) \, dx = \int_0^2 \frac{\sqrt{3}}{4}(2 - x)^2 \, dx = -\frac{\sqrt{3}}{4} \left[ \frac{(2 - x)^3}{3} \right]_0^2 = \frac{2\sqrt{3}}{3}.$$

**EXAMPLE 7** An Application to Geometry

Prove that the volume of a pyramid with a square base is

$$V = \frac{1}{3}hB$$

where  $h$  is the height of the pyramid and  $B$  is the area of the base.

**Solution** As shown in Figure 7.26, you can intersect the pyramid with a plane parallel to the base at height  $y$  to form a square cross section whose sides are of length  $b'$ . Using similar triangles, you can show that

$$\frac{b'}{b} = \frac{h - y}{h} \quad \text{or} \quad b' = \frac{b}{h}(h - y)$$

where  $b$  is the length of the sides of the base of the pyramid. So,

$$A(y) = (b')^2 = \frac{b^2}{h^2}(h - y)^2.$$

Integrating between 0 and  $h$  produces

$$\begin{aligned} V &= \int_0^h A(y) \, dy \\ &= \int_0^h \frac{b^2}{h^2}(h - y)^2 \, dy \\ &= \frac{b^2}{h^2} \int_0^h (h - y)^2 \, dy \\ &= -\left(\frac{b^2}{h^2}\right) \left[ \frac{(h - y)^3}{3} \right]_0^h \\ &= \frac{b^2}{h^2} \left( \frac{h^3}{3} \right) \\ &= \frac{1}{3}hB. \end{aligned}$$

$$B = b^2$$

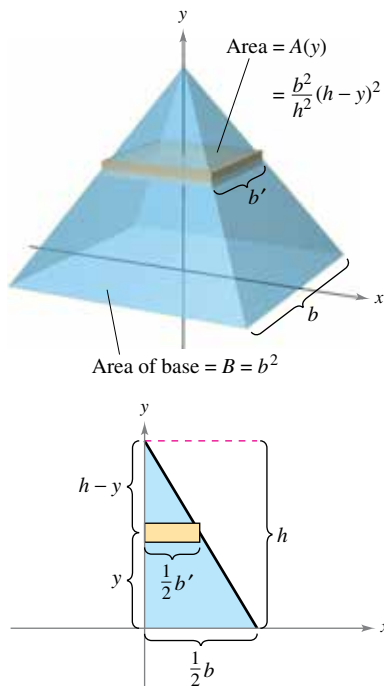


Figure 7.26

# 7.2 Exercises

See [CalcChat.com](http://CalcChat.com) for tutorial help and worked-out solutions to odd-numbered exercises.

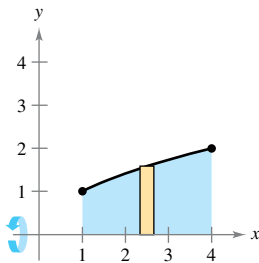
### CONCEPT CHECK

- 1. Disk Method** Explain how to use the disk method to find the volume of a solid of revolution.
- 2. Comparing Methods** What is the relationship between the disk method and the washer method?
- 3. Finding the Volume of a Solid** In your own words, describe when it is necessary to use more than one integral to find the volume of a solid of revolution.
- 4. Finding the Volume of a Solid** Explain how to find the volume of a solid with a known cross section.

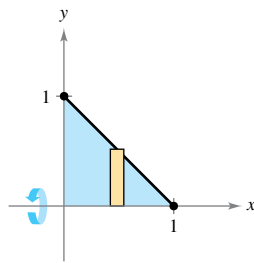


**Finding the Volume of a Solid** In Exercises 5–8, write and evaluate the definite integral that represents the volume of the solid formed by revolving the region about the  $x$ -axis.

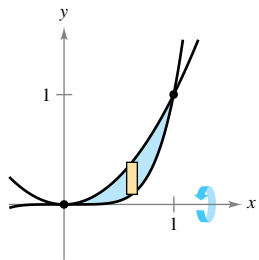
5.  $y = \sqrt{x}$



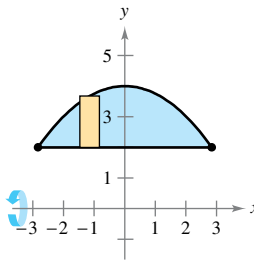
6.  $y = -x + 1$



7.  $y = x^2$ ,  $y = x^5$

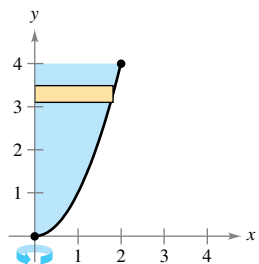


8.  $y = 2$ ,  $y = 4 - \frac{x^2}{4}$

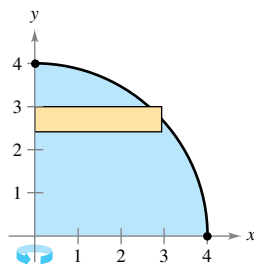


**Finding the Volume of a Solid** In Exercises 9–12, write and evaluate the definite integral that represents the volume of the solid formed by revolving the region about the  $y$ -axis.

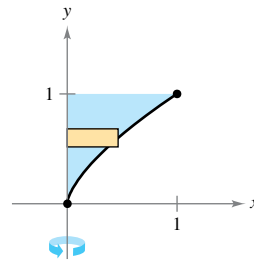
9.  $y = x^2$



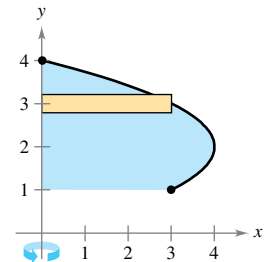
10.  $y = \sqrt{16 - x^2}$



11.  $y = x^{2/3}$



12.  $x = -y^2 + 4y$



**Finding the Volume of a Solid** In Exercises 13–16, find the volumes of the solids generated by revolving the region bounded by the graphs of the equations about the given lines.

13.  $y = \sqrt{x}$ ,  $y = 0$ ,  $x = 3$

- (a) the  $x$ -axis
- (b) the  $y$ -axis
- (c) the line  $x = 3$
- (d) the line  $x = 6$

14.  $y = 2x^2$ ,  $y = 0$ ,  $x = 2$

- (a) the  $y$ -axis
- (b) the  $x$ -axis
- (c) the line  $y = 8$
- (d) the line  $x = 2$

15.  $y = x^2$ ,  $y = 4x - x^2$

- (a) the  $x$ -axis
- (b) the line  $y = 6$

16.  $y = 4 + 2x - x^2$ ,  $y = 4 - x$

- (a) the  $x$ -axis
- (b) the line  $y = 1$



**Finding the Volume of a Solid** In Exercises 17–20, find the volume of the solid generated by revolving the region bounded by the graphs of the equations about the line  $y = 4$ .

17.  $y = x$ ,  $y = 3$ ,  $x = 0$

18.  $y = \frac{1}{2}x^3$ ,  $y = 4$ ,  $x = 0$

19.  $y = \frac{2}{1+x}$ ,  $y = 0$ ,  $x = 0$ ,  $x = 4$

20.  $y = \sqrt{1-x}$ ,  $x = 0$ ,  $y = 0$



**Finding the Volume of a Solid** In Exercises 21–24, find the volume of the solid generated by revolving the region bounded by the graphs of the equations about the line  $x = 5$ .

21.  $y = x$ ,  $y = 0$ ,  $y = 4$ ,  $x = 5$

22.  $y = 2 - \frac{x}{2}$ ,  $y = 0$ ,  $y = 1$ ,  $x = 0$

23.  $x = y^2$ ,  $x = 4$

24.  $xy = 3$ ,  $y = 1$ ,  $y = 4$ ,  $x = 5$

**Finding the Volume of a Solid** In Exercises 25–32, find the volume of the solid generated by revolving the region bounded by the graphs of the equations about the  $x$ -axis.

25.  $y = \frac{1}{\sqrt{3x+5}}$ ,  $y = 0$ ,  $x = 0$ ,  $x = 2$

26.  $y = x\sqrt{4-x^2}$ ,  $y = 0$

27.  $y = \frac{6}{x}$ ,  $y = 0$ ,  $x = 1$ ,  $x = 3$

28.  $y = \frac{2}{x+1}$ ,  $y = 0$ ,  $x = 0$ ,  $x = 6$

29.  $y = e^{-3x}$ ,  $y = 0$ ,  $x = 0$ ,  $x = 2$

30.  $y = e^{x/4}$ ,  $y = 0$ ,  $x = 0$ ,  $x = 6$

31.  $y = x^2 + 1$ ,  $y = -x^2 + 2x + 5$ ,  $x = 0$ ,  $x = 3$

32.  $y = \sqrt{x}$ ,  $y = -\frac{1}{2}x + 4$ ,  $x = 0$ ,  $x = 8$

**Finding the Volume of a Solid** In Exercises 33–36, find the volume of the solid generated by revolving the region bounded by the graphs of the equations about the  $y$ -axis.

33.  $y = 3(2-x)$ ,  $y = 0$ ,  $x = 0$

34.  $y = \sqrt{3x-2}$ ,  $x = 0$ ,  $y = 0$ ,  $y = 1$

35.  $y = 9-x^2$ ,  $y = 0$ ,  $x = 2$ ,  $x = 3$

36.  $y = \frac{x^3}{8}$ ,  $y = 0$ ,  $x = 4$



**Finding the Volume of a Solid** In Exercises 37–40, find the volume of the solid generated by revolving the region bounded by the graphs of the equations about the  $x$ -axis. Verify your results using the integration capabilities of a graphing utility.

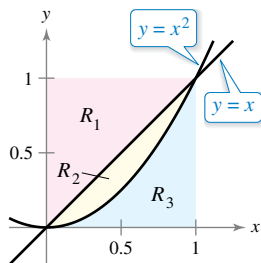
37.  $y = \sin x$ ,  $y = 0$ ,  $x = 0$ ,  $x = \pi$

38.  $y = \cos 2x$ ,  $y = 0$ ,  $x = 0$ ,  $x = \frac{\pi}{4}$

39.  $y = e^{x-1}$ ,  $y = 0$ ,  $x = 1$ ,  $x = 2$

40.  $y = e^{x/2} + e^{-x/2}$ ,  $y = 0$ ,  $x = -1$ ,  $x = 2$

**Finding the Volume of a Solid** In Exercises 41–48, find the volume of the solid generated by revolving the specified region about the given line.



41.  $R_1$  about  $y = 0$

42.  $R_1$  about  $x = 1$

43.  $R_1$  about  $x = 0$

44.  $R_2$  about  $y = 1$

45.  $R_2$  about  $y = 0$

46.  $R_3$  about  $x = 1$

47.  $R_3$  about  $x = 0$

48.  $R_3$  about  $y = 1$

**Finding the Volume of a Solid Using Technology** In Exercises 49–52, use the integration capabilities of a graphing utility to approximate the volume of the solid generated by revolving the region bounded by the graphs of the equations about the  $x$ -axis.

49.  $y = e^{-x^2}$ ,  $y = 0$ ,  $x = 0$ ,  $x = 2$

50.  $y = \ln x$ ,  $y = 0$ ,  $x = 1$ ,  $x = 3$

51.  $y = 2 \arctan(0.2x)$ ,  $y = 0$ ,  $x = 0$ ,  $x = 5$

52.  $y = \sqrt{2x}$ ,  $y = x^2$

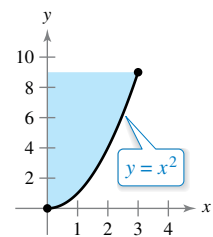
**EXPLORING CONCEPTS**

**53. Describing a Solid** Each integral represents the volume of a solid. Describe each solid.

(a)  $\pi \int_0^{\pi/2} \sin^2 x \, dx$       (b)  $\pi \int_2^4 y^4 \, dy$

**54. Comparing Volumes** A region bounded by the parabola  $y = 4x - x^2$  and the  $x$ -axis is revolved about the  $x$ -axis. A second region bounded by the parabola  $y = 4 - x^2$  and the  $x$ -axis is revolved about the  $x$ -axis. Without integrating, how do the volumes of the two solids compare? Explain.

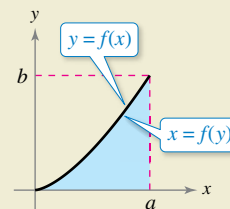
**55. Comparing Volumes** The region in the figure is revolved about the indicated axes and line. Order the volumes of the resulting solids from least to greatest. Explain your reasoning.



- (a)  $x$ -axis
- (b)  $y$ -axis
- (c)  $x = 3$



**56. HOW DO YOU SEE IT?** Use the graph to match the integral for the volume with the axis of rotation.



- (a)  $V = \pi \int_0^b (a^2 - [f(y)]^2) \, dy$       (i)  $x$ -axis
- (b)  $V = \pi \int_0^a (b^2 - [b - f(x)]^2) \, dx$       (ii)  $y$ -axis
- (c)  $V = \pi \int_0^a [f(x)]^2 \, dx$       (iii)  $x = a$
- (d)  $V = \pi \int_0^b [a - f(y)]^2 \, dy$       (iv)  $y = b$

**Dividing a Solid** In Exercises 57 and 58, consider the solid formed by revolving the region bounded by  $y = \sqrt{x}$ ,  $y = 0$ ,  $x = 1$ , and  $x = 3$  about the  $x$ -axis.

- 57. Find the value of  $x$  in the interval  $[1, 3]$  that divides the solid into two parts of equal volume.
- 58. Find the values of  $x$  in the interval  $[1, 3]$  that divide the solid into three parts of equal volume.

**59. Manufacturing** A manufacturer drills a hole through the center of a metal sphere of radius  $R$ . The hole has a radius  $r$ . Find the volume of the resulting ring.


**60. Manufacturing** For the metal sphere in Exercise 59, let  $R = 6$ . What value of  $r$  will produce a ring whose volume is exactly half the volume of the sphere?

**61. Volume of a Cone** Use the disk method to verify that the volume of a right circular cone is  $\frac{1}{3}\pi r^2 h$ , where  $r$  is the radius of the base and  $h$  is the height.

**62. Volume of a Sphere** Use the disk method to verify that the volume of a sphere is  $\frac{4}{3}\pi r^3$ , where  $r$  is the radius.

**63. Using a Cone** A cone of height  $H$  with a base of radius  $r$  is cut by a plane parallel to and  $h$  units above the base, where  $h < H$ . Find the volume of the solid (frustum of a cone) below the plane.

**64. Using a Sphere** A sphere of radius  $r$  is cut by a plane  $h$  units above the equator, where  $h < r$ . Find the volume of the solid (spherical segment) above the plane.

 **65. Volume of a Fuel Tank** A tank on the wing of a jet aircraft is formed by revolving the region bounded by the graph of  $y = \frac{1}{8}x^2\sqrt{2-x}$  and the  $x$ -axis ( $0 \leq x \leq 2$ ) about the  $x$ -axis, where  $x$  and  $y$  are measured in meters. Use a graphing utility to graph the function. Find the volume of the tank analytically.

 **66. Volume of a Container** A container can be modeled by revolving the graph of

$$y = \begin{cases} \sqrt{0.1x^3 - 2.2x^2 + 10.9x + 22.2}, & 0 \leq x \leq 11.5 \\ 2.95, & 11.5 < x \leq 15 \end{cases}$$

about the  $x$ -axis, where  $x$  and  $y$  are measured in centimeters. Use a graphing utility to graph the function. Find the volume of the container analytically.

**67. Finding Volumes of Solids** Find the volumes of the solids (see figures) generated if the upper half of the ellipse  $9x^2 + 25y^2 = 225$  is revolved about (a) the  $x$ -axis to form a prolate spheroid (shaped like a football) and (b) the  $y$ -axis to form an oblate spheroid (shaped like half of a candy).

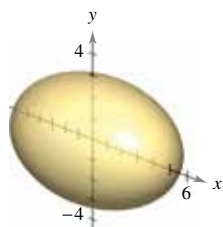


Figure for 67(a)

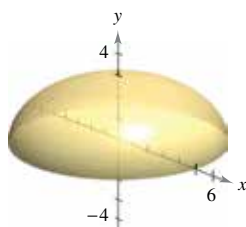



Figure for 67(b)

**68. 3D Printing**


A 3D printer is used to create a plastic drinking glass. The equations given to the printer for the inside of the glass are

$$x = \left(\frac{y}{4}\right)^{1/32} \quad \text{and} \quad y = 5$$

where  $x$  and  $y$  are measured in inches. What is the total volume that the drinking glass can hold when the region bounded by the graphs of the equations is revolved about the  $y$ -axis?



**69. Minimum Volume** The function  $y = 4 - (x^2/4)$  on the interval  $[0, 4]$  is revolved about the line  $y = b$  (see figure).

- (a) Find the volume of the resulting solid as a function of  $b$ .
-  (b) Use a graphing utility to graph the function in part (a), and use the graph to approximate the value of  $b$  that minimizes the volume of the solid.
- (c) Use calculus to find the value of  $b$  that minimizes the volume of the solid, and compare the result with the answer to part (b).

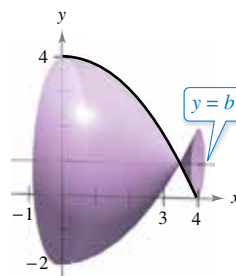



Figure for 69



Figure for 70

 **70. Modeling Data** A draftsman is asked to determine the amount of material required to produce a machine part (see figure). The diameters  $d$  of the part at equally spaced points  $x$  are listed in the table. The measurements are listed in centimeters.

$x$	0	1	2	3	4	5
$d$	4.2	3.8	4.2	4.7	5.2	5.7

$x$	6	7	8	9	10
$d$	5.8	5.4	4.9	4.4	4.6

- (a) Use the regression capabilities of a graphing utility to find a fourth-degree polynomial through the points representing the radius of the machine part. Plot the data and graph the model.
- (b) Use the integration capabilities of a graphing utility to approximate the volume of the machine part.

**71. Think About It** Match each integral with the solid whose volume it represents, and give the dimensions of each solid.

- (a) Right circular cylinder (b) Ellipsoid  
 (c) Sphere (d) Right circular cone (e) Torus

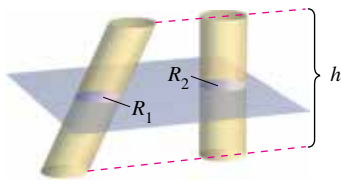
(i)  $\pi \int_0^h \left(\frac{rx}{h}\right)^2 dx$  (ii)  $\pi \int_0^h r^2 dx$

(iii)  $\pi \int_{-r}^r (\sqrt{r^2 - x^2})^2 dx$

(iv)  $\pi \int_{-b}^b \left(a\sqrt{1 - \frac{x^2}{b^2}}\right)^2 dx$

(v)  $\pi \int_{-r}^r [(R + \sqrt{r^2 - x^2})^2 - (R - \sqrt{r^2 - x^2})^2] dx$

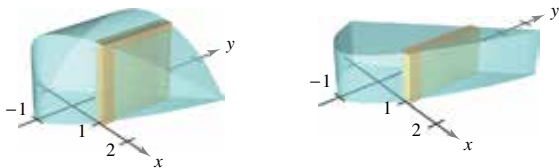
**72. Cavalieri's Theorem** Prove that if two solids have equal altitudes and all cross sections parallel to their bases and at equal distances from their bases have equal areas, then the solids have the same volume (see figure).



Area of  $R_1 = \text{area of } R_2$

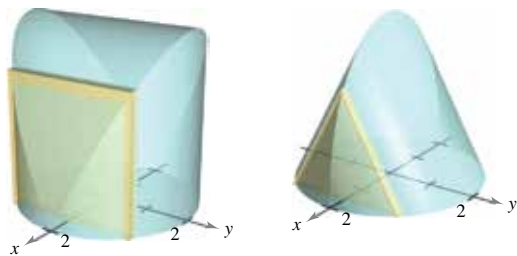
**73. Using Cross Sections** Find the volumes of the solids whose bases are bounded by the graphs of  $y = x + 1$  and  $y = x^2 - 1$ , with the indicated cross sections taken perpendicular to the  $x$ -axis.

- (a) Squares (b) Rectangles of height 1

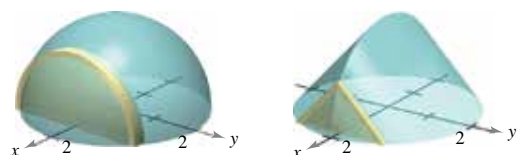


**74. Using Cross Sections** Find the volumes of the solids whose bases are bounded by the circle  $x^2 + y^2 = 4$ , with the indicated cross sections taken perpendicular to the  $x$ -axis.

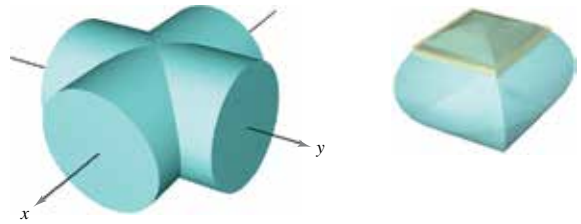
- (a) Squares (b) Equilateral triangles



- (c) Semicircles (d) Isosceles right triangles



**75. Using Cross Sections** Find the volume of the solid of intersection (the solid common to both) of the two right circular cylinders of radius  $r$  whose axes meet at right angles (see figure).



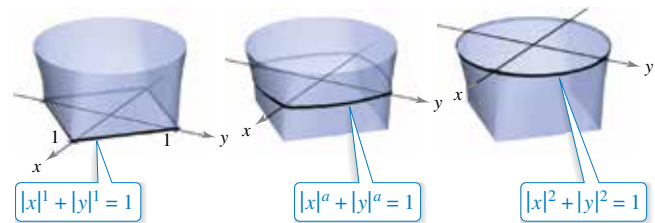
Two intersecting cylinders

Solid of intersection

**FOR FURTHER INFORMATION** For more information on this problem, see the article “Estimating the Volumes of Solid Figures with Curved Surfaces” by Donald Cohen in *Mathematics Teacher*. To view this article, go to [MathArticles.com](http://MathArticles.com).

**76. Using Cross Sections** The solid shown in the figure has cross sections bounded by the graph of  $|x|^a + |y|^a = 1$ , where  $1 \leq a \leq 2$ .

- (a) Describe the cross section when  $a = 1$  and  $a = 2$ .  
 (b) Describe a procedure for approximating the volume of the solid.



**77. Volume of a Wedge** Two planes cut a right circular cylinder to form a wedge. One plane is perpendicular to the axis of the cylinder and the second makes an angle of  $\theta$  degrees with the first (see figure).

- (a) Find the volume of the wedge if  $\theta = 45^\circ$ .  
 (b) Find the volume of the wedge for an arbitrary angle  $\theta$ . Assuming that the cylinder has sufficient length, how does the volume of the wedge change as  $\theta$  increases from  $0^\circ$  to  $90^\circ$ ?

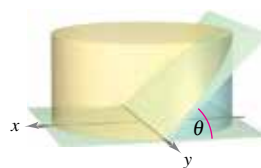


Figure for 77

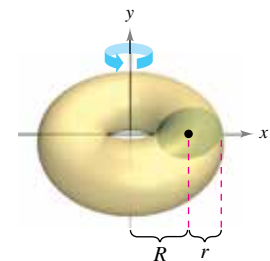


Figure for 78

**78. Volume of a Torus**

- (a) Show that the volume of the torus shown in the figure is given by the integral  $8\pi R \int_0^r \sqrt{r^2 - y^2} dy$ , where  $R > r > 0$ .  
 (b) Find the volume of the torus.



# 7.3 Volume: The Shell Method

- Find the volume of a solid of revolution using the shell method.
- Compare the uses of the disk method and the shell method.

## The Shell Method

In this section, you will study an alternative method for finding the volume of a solid of revolution. This method is called the **shell method** because it uses cylindrical shells. A comparison of the advantages of the disk and shell methods is given later in this section.

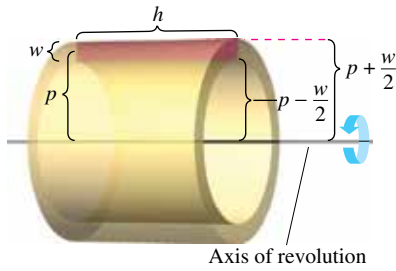


Figure 7.27

To begin, consider a representative rectangle as shown in Figure 7.27, where  $w$  is the width of the rectangle,  $h$  is the height of the rectangle, and  $p$  is the distance between the axis of revolution and the center of the rectangle. When this rectangle is revolved about its axis of revolution, it forms a cylindrical shell (or tube) of thickness  $w$ . To find the volume of this shell, consider two cylinders. The radius of the larger cylinder corresponds to the outer radius of the shell, and the radius of the smaller cylinder corresponds to the inner radius of the shell. Because  $p$  is the average radius of the shell, you know the outer radius is

$$p + \frac{w}{2} \quad \text{Outer radius}$$

and the inner radius is

$$p - \frac{w}{2} \quad \text{Inner radius}$$

So, the volume of the shell is

$$\begin{aligned} \text{Volume of shell} &= (\text{volume of cylinder}) - (\text{volume of hole}) \\ &= \pi \left( p + \frac{w}{2} \right)^2 h - \pi \left( p - \frac{w}{2} \right)^2 h \\ &= 2\pi p h w \\ &= 2\pi(\text{average radius})(\text{height})(\text{thickness}). \end{aligned}$$

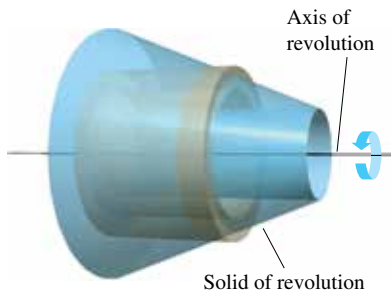
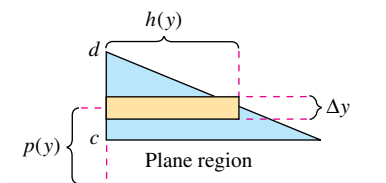


Figure 7.28

You can use this formula to find the volume of a solid of revolution. For instance, the plane region in Figure 7.28 is revolved about a line to form the indicated solid. Consider a horizontal rectangle of width  $\Delta y$ . As the plane region is revolved about a line parallel to the  $x$ -axis, the rectangle generates a representative shell whose volume is

$$\Delta V = 2\pi[p(y)h(y)]\Delta y.$$

You can approximate the volume of the solid by  $n$  such shells of thickness  $\Delta y$ , height  $h(y_i)$ , and average radius  $p(y_i)$ .

$$\text{Volume of solid} \approx \sum_{i=1}^n 2\pi[p(y_i)h(y_i)]\Delta y = 2\pi \sum_{i=1}^n [p(y_i)h(y_i)]\Delta y$$

This approximation appears to become better and better as  $\|\Delta\| \rightarrow 0$  ( $n \rightarrow \infty$ ). So, the volume of the solid is

$$\begin{aligned} \text{Volume of solid} &= \lim_{\|\Delta\| \rightarrow 0} 2\pi \sum_{i=1}^n [p(y_i)h(y_i)]\Delta y \\ &= 2\pi \int_c^d [p(y)h(y)] dy. \end{aligned}$$

**THE SHELL METHOD**

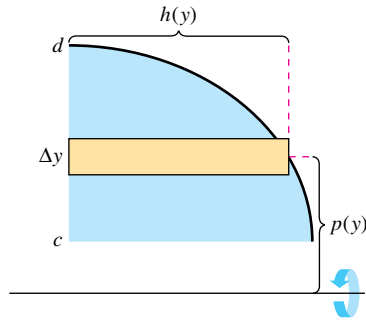
To find the volume of a solid of revolution with the **shell method**, use one of the formulas below. (See Figure 7.29.)

**Horizontal Axis of Revolution**

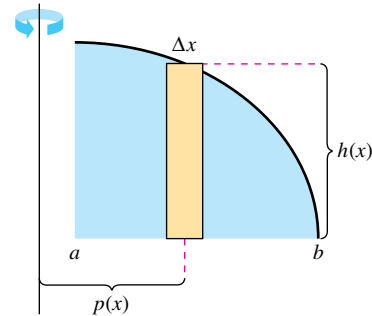
$$\text{Volume} = V = 2\pi \int_c^d p(y)h(y) dy$$

**Vertical Axis of Revolution**

$$\text{Volume} = V = 2\pi \int_a^b p(x)h(x) dx$$



Horizontal axis of revolution  
Figure 7.29



Vertical axis of revolution

**EXAMPLE 1 Using the Shell Method to Find Volume**

Find the volume of the solid formed by revolving the region bounded by

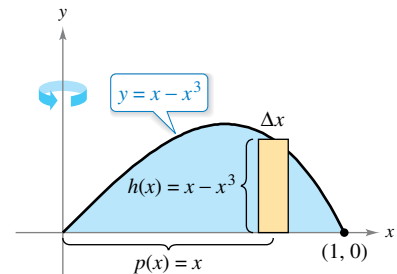
$$y = x - x^3$$

and the  $x$ -axis ( $0 \leq x \leq 1$ ) about the  $y$ -axis.

**Solution** Because the axis of revolution is vertical, use a vertical representative rectangle, as shown in Figure 7.30. The width  $\Delta x$  indicates that  $x$  is the variable of integration. The distance from the center of the rectangle to the axis of revolution is  $p(x) = x$ , and the height of the rectangle is

$$h(x) = x - x^3.$$

Because  $x$  ranges from 0 to 1, apply the shell method to find the volume of the solid.



Axis of revolution

Figure 7.30

$$\begin{aligned} V &= 2\pi \int_a^b p(x)h(x) dx \\ &= 2\pi \int_0^1 x(x - x^3) dx \\ &= 2\pi \int_0^1 (-x^4 + x^2) dx && \text{Simplify.} \\ &= 2\pi \left[ -\frac{x^5}{5} + \frac{x^3}{3} \right]_0^1 && \text{Integrate.} \\ &= 2\pi \left( -\frac{1}{5} + \frac{1}{3} \right) \\ &= \frac{4\pi}{15} \end{aligned}$$

**EXAMPLE 2** Using the Shell Method to Find Volume

Find the volume of the solid formed by revolving the region bounded by the graph of  $x = e^{-y^2}$  and the  $y$ -axis ( $0 \leq y \leq 1$ ) about the  $x$ -axis.

**Solution** Because the axis of revolution is horizontal, use a horizontal representative rectangle, as shown in Figure 7.31. The width  $\Delta y$  indicates that  $y$  is the variable of integration. The distance from the center of the rectangle to the axis of revolution is  $p(y) = y$ , and the height of the rectangle is  $h(y) = e^{-y^2}$ . Because  $y$  ranges from 0 to 1, the volume of the solid is

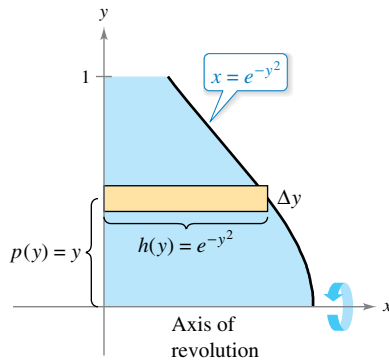


Figure 7.31

$$\begin{aligned}
 V &= 2\pi \int_c^d p(y)h(y) dy && \text{Apply shell method.} \\
 &= 2\pi \int_0^1 ye^{-y^2} dy \\
 &= -\pi \left[ e^{-y^2} \right]_0^1 && \text{Integrate.} \\
 &= \pi \left( 1 - \frac{1}{e} \right) \\
 &\approx 1.986.
 \end{aligned}$$

**Exploration**

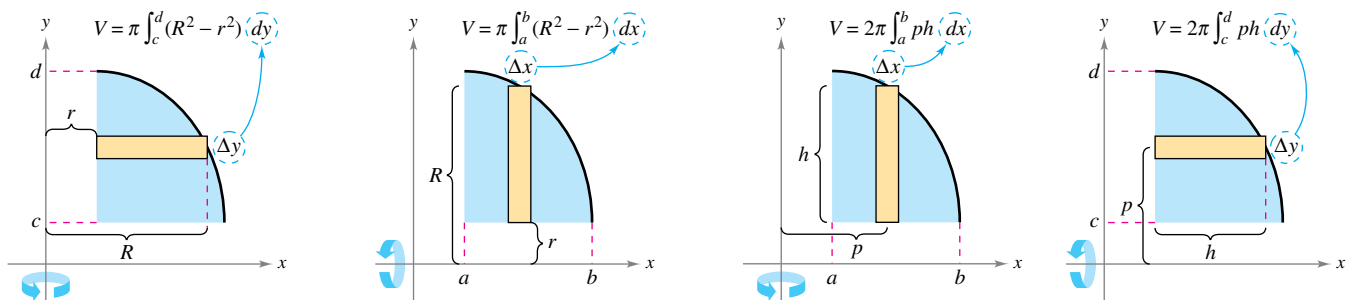
To see the advantage of using the shell method in Example 2, solve the equation  $x = e^{-y^2}$  for  $y$ .

$$y = \begin{cases} 1, & 0 \leq x \leq 1/e \\ \sqrt{-\ln x}, & 1/e < x \leq 1 \end{cases}$$

Then use this equation to find the volume using the disk method.

**Comparison of Disk and Shell Methods**

The disk and shell methods can be distinguished as follows. For the disk method, the representative rectangle is always *perpendicular* to the axis of revolution, whereas for the shell method, the representative rectangle is always *parallel* to the axis of revolution, as shown in Figure 7.32.



Vertical axis of revolution      Horizontal axis of revolution      Vertical axis of revolution      Horizontal axis of revolution  
 Disk method: Representative rectangle is perpendicular to the axis of revolution.      Shell method: Representative rectangle is parallel to the axis of revolution.

Figure 7.32

Often, one method is more convenient to use than the other. The next example illustrates a case in which the shell method is preferable.

**EXAMPLE 3 Shell Method Preferable**

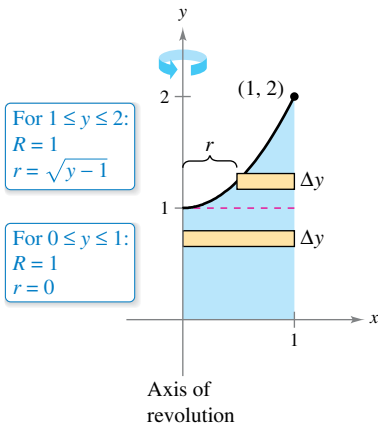
•••▶ See [LarsonCalculus.com](http://LarsonCalculus.com) for an interactive version of this type of example.

Find the volume of the solid formed by revolving the region bounded by the graphs of

$$y = x^2 + 1, \quad y = 0, \quad x = 0, \quad \text{and} \quad x = 1$$

about the  $y$ -axis.

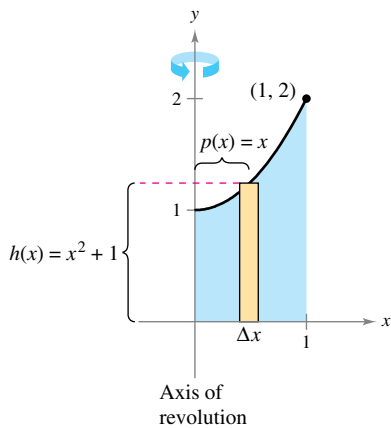
**Solution** In Example 4 in Section 7.2, you saw that the washer method requires two integrals to determine the volume of this solid. See Figure 7.33(a).



(a) Disk method

$$\begin{aligned} V &= \pi \int_0^1 (1^2 - 0^2) dy + \pi \int_1^2 [1^2 - (\sqrt{y-1})^2] dy && \text{Apply washer method.} \\ &= \pi \int_0^1 1 dy + \pi \int_1^2 (2 - y) dy && \text{Simplify.} \\ &= \pi [y]_0^1 + \pi \left[ 2y - \frac{y^2}{2} \right]_1^2 && \text{Integrate.} \\ &= \pi + \pi \left( 4 - 2 - 2 + \frac{1}{2} \right) \\ &= \frac{3\pi}{2} \end{aligned}$$

In Figure 7.33(b), you can see that the shell method requires only one integral to find the volume.



(b) Shell method

$$\begin{aligned} V &= 2\pi \int_a^b p(x)h(x) dx && \text{Apply shell method.} \\ &= 2\pi \int_0^1 x(x^2 + 1) dx \\ &= 2\pi \left[ \frac{x^4}{4} + \frac{x^2}{2} \right]_0^1 && \text{Integrate.} \\ &= 2\pi \left( \frac{3}{4} \right) \\ &= \frac{3\pi}{2} \end{aligned}$$

**Figure 7.33**

Consider the solid formed by revolving the region in Example 3 about the vertical line  $x = 1$ . Would the resulting solid of revolution have a greater volume or a smaller volume than the solid in Example 3? Without integrating, you should be able to reason that the resulting solid would have a smaller volume because “more” of the revolved region would be closer to the axis of revolution. To confirm this, try solving the integral

$$V = 2\pi \int_0^1 (1 - x)(x^2 + 1) dx \qquad p(x) = 1 - x$$

which gives the volume of the solid.

**FOR FURTHER INFORMATION** To learn more about the disk and shell methods, see the article “The Disk and Shell Method” by Charles A. Cable in *The American Mathematical Monthly*. To view this article, go to [MathArticles.com](http://MathArticles.com).


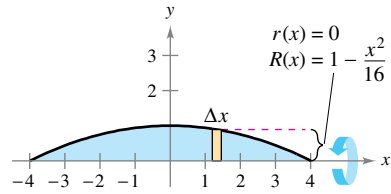


Figure 7.34



Disk method  
Figure 7.35

**EXAMPLE 4** Volume of a Pontoon

A pontoon is to be made in the shape shown in Figure 7.34. The pontoon is designed by rotating the graph of

$$y = 1 - \frac{x^2}{16}, \quad -4 \leq x \leq 4$$

about the  $x$ -axis, where  $x$  and  $y$  are measured in feet. Find the volume of the pontoon.

**Solution** Refer to Figure 7.35 and use the disk method as shown.

$$\begin{aligned} V &= \pi \int_{-4}^4 \left(1 - \frac{x^2}{16}\right)^2 dx && \text{Apply disk method.} \\ &= \pi \int_{-4}^4 \left(1 - \frac{x^2}{8} + \frac{x^4}{256}\right) dx && \text{Simplify.} \\ &= \pi \left[ x - \frac{x^3}{24} + \frac{x^5}{1280} \right]_{-4}^4 && \text{Integrate.} \\ &= \frac{64\pi}{15} \\ &\approx 13.4 \text{ cubic feet} \end{aligned}$$

To use the shell method in Example 4, you would have to solve for  $x$  in terms of  $y$  in the equation

$$y = 1 - \frac{x^2}{16}$$

and then evaluate an integral that requires a  $u$ -substitution.

Sometimes, solving for  $x$  is very difficult (or even impossible). In such cases, you must use a vertical rectangle (of width  $\Delta x$ ), thus making  $x$  the variable of integration. The position (horizontal or vertical) of the axis of revolution then determines the method to be used. This is shown in Example 5.

**EXAMPLE 5** Shell Method Necessary

Find the volume of the solid formed by revolving the region bounded by the graphs of  $y = x^3 + x + 1$ ,  $y = 1$ , and  $x = 1$  about the line  $x = 2$ , as shown in Figure 7.36.

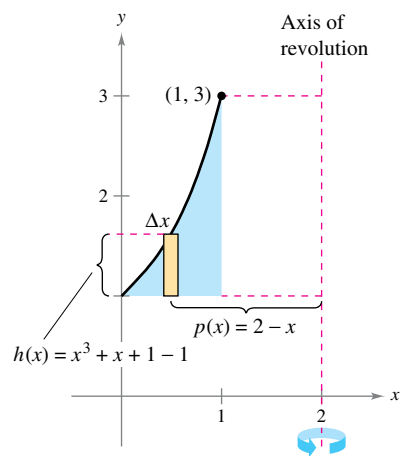


Figure 7.36

**Solution** In the equation  $y = x^3 + x + 1$ , you cannot easily solve for  $x$  in terms of  $y$ . (See the discussion at the end of Section 3.8.) Therefore, the variable of integration must be  $x$ , and you should choose a vertical representative rectangle. Because the rectangle is parallel to the axis of revolution, use the shell method.

$$\begin{aligned} V &= 2\pi \int_a^b p(x)h(x) dx && \text{Apply shell method.} \\ &= 2\pi \int_0^1 (2 - x)(x^3 + x + 1 - 1) dx \\ &= 2\pi \int_0^1 (-x^4 + 2x^3 - x^2 + 2x) dx && \text{Simplify.} \\ &= 2\pi \left[ -\frac{x^5}{5} + \frac{x^4}{2} - \frac{x^3}{3} + x^2 \right]_0^1 && \text{Integrate.} \\ &= 2\pi \left( -\frac{1}{5} + \frac{1}{2} - \frac{1}{3} + 1 \right) \\ &= \frac{29\pi}{15} \end{aligned}$$

# 7.3 Exercises

See [CalcChat.com](http://CalcChat.com) for tutorial help and worked-out solutions to odd-numbered exercises.

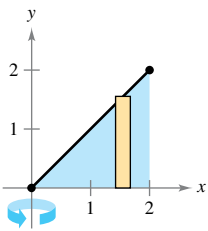
### CONCEPT CHECK

- Shell Method** Explain how to use the shell method to find the volume of a solid of revolution.
- Representative Rectangles** Compare the representative rectangles for the disk and shell methods.

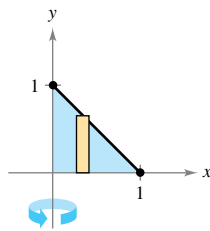


**Finding the Volume of a Solid** In Exercises 3–12, use the shell method to write and evaluate the definite integral that represents the volume of the solid generated by revolving the plane region about the  $y$ -axis.

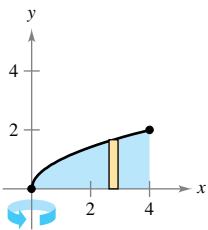
3.  $y = x$



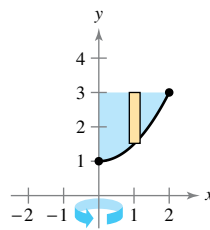
4.  $y = 1 - x$



5.  $y = \sqrt{x}$



6.  $y = \frac{1}{2}x^2 + 1$



7.  $y = \frac{1}{4}x^2, y = 0, x = 4$

8.  $y = \frac{1}{2}x^3, y = 0, x = 3$

9.  $y = x^2, y = 4x - x^2$

10.  $y = x^3, y = 8, x = 0$

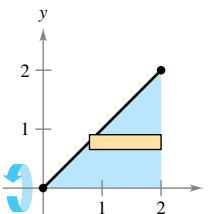
11.  $y = \sqrt{2x - 5}, y = 0, x = 4$

12.  $y = x^{3/2}, y = 8, x = 0$

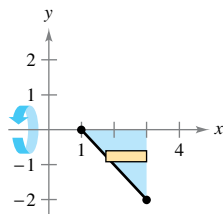


**Finding the Volume of a Solid** In Exercises 13–22, use the shell method to write and evaluate the definite integral that represents the volume of the solid generated by revolving the plane region about the  $x$ -axis.

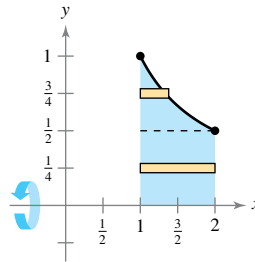
13.  $y = x$



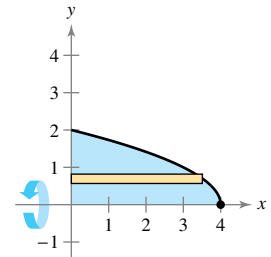
14.  $y = 1 - x$



15.  $y = \frac{1}{x}$



16.  $x + y^2 = 4$



17.  $y = x^3, x = 0, y = 8$

18.  $y = 4x^2, x = 0, y = 4$

19.  $x + y = 4, y = x, y = 0$

20.  $y = 3 - x, y = 0, x = 6$

21.  $y = 1 - \sqrt{x}, y = x + 1, y = 0$

22.  $y = \sqrt{x + 2}, y = x, y = 0$



**Finding the Volume of a Solid** In Exercises 23–26, use the shell method to find the volume of the solid generated by revolving the region bounded by the graphs of the equations about the given line.

23.  $y = 2x - x^2, y = 0$ , about the line  $x = 4$

24.  $y = \sqrt{x}, y = 0, x = 4$ , about the line  $x = 6$

25.  $y = 3x - x^2, y = x^2$ , about the line  $x = 2$

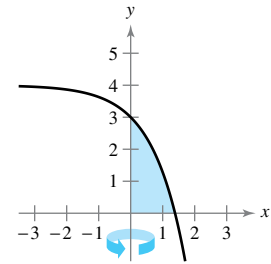
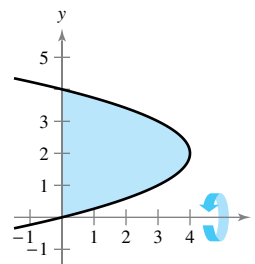
26.  $y = \frac{1}{3}x^3, y = 6x - x^2$ , about the line  $x = 3$



**Choosing a Method** In Exercises 27 and 28, decide whether it is more convenient to use the disk method or the shell method to find the volume of the solid of revolution. Explain your reasoning. (Do not find the volume.)

27.  $(y - 2)^2 = 4 - x$

28.  $y = 4 - e^x$



**Choosing a Method** In Exercises 29–32, use the disk method or the shell method to find the volumes of the solids generated by revolving the region bounded by the graphs of the equations about the given lines.

29.  $y = x^3, y = 0, x = 2$

- (a) the  $x$ -axis (b) the  $y$ -axis (c) the line  $x = 4$

30.  $y = \frac{10}{x^2}$ ,  $y = 0$ ,  $x = 1$ ,  $x = 5$   
 (a) the  $x$ -axis (b) the  $y$ -axis (c) the line  $y = 10$
31.  $x^{1/2} + y^{1/2} = a^{1/2}$ ,  $x = 0$ ,  $y = 0$   
 (a) the  $x$ -axis (b) the  $y$ -axis (c) the line  $x = a$
32.  $x^{2/3} + y^{2/3} = a^{2/3}$ ,  $a > 0$  (hypocycloid)  
 (a) the  $x$ -axis (b) the  $y$ -axis

**Finding the Volume of a Solid Using Technology** In Exercises 33–36, (a) use a graphing utility to graph the region bounded by the graphs of the equations, and (b) use the integration capabilities of the graphing utility to approximate the volume of the solid generated by revolving the region about the  $y$ -axis.

33.  $x^{4/3} + y^{4/3} = 1$ ,  $x = 0$ ,  $y = 0$ , first quadrant
34.  $y = \sqrt{1 - x^3}$ ,  $y = 0$ ,  $x = 0$
35.  $y = \sqrt[3]{(x - 2)^2(x - 6)^2}$ ,  $y = 0$ ,  $x = 2$ ,  $x = 6$
36.  $y = \frac{2}{1 + e^{1/x}}$ ,  $y = 0$ ,  $x = 1$ ,  $x = 3$

**EXPLORING CONCEPTS**

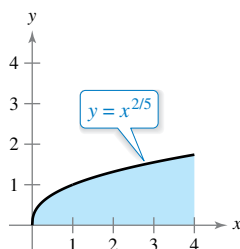
37. **Describing Cylindrical Shells** Consider the plane region bounded by the graphs of  $y = k$ ,  $y = 0$ ,  $x = 0$ , and  $x = b$ , where  $k > 0$  and  $b > 0$ . What are the heights and radii of the cylinders generated when this region is revolved about (a) the  $x$ -axis and (b) the  $y$ -axis?
38. **Think About It** A solid is generated by revolving the region bounded by  $y = 9 - x^2$  and  $x = 0$  about the  $y$ -axis. Explain why you can use the shell method with limits of integration  $x = 0$  and  $x = 3$  to find the volume of the solid.

**Comparing Integrals** In Exercises 39 and 40, give a geometric argument that explains why the integrals have equal values.

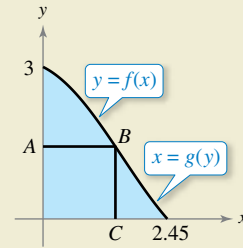
39.  $\pi \int_1^5 (x - 1) dx = 2\pi \int_0^2 y[5 - (y^2 + 1)] dy$

40.  $\pi \int_0^2 [16 - (2y)^2] dy = 2\pi \int_0^4 x\left(\frac{x}{2}\right) dx$

41. **Comparing Volumes** The region in the figure is revolved about the indicated axes and line. Order the volumes of the resulting solids from least to greatest. Explain your reasoning.  
 (a)  $x$ -axis (b)  $y$ -axis (c)  $x = 4$



**42. HOW DO YOU SEE IT?** Use the graph to answer the following.



- (a) Describe the figure generated by revolving segment  $AB$  about the  $y$ -axis.
- (b) Describe the figure generated by revolving segment  $BC$  about the  $y$ -axis.
- (c) Assume the curve in the figure can be described as  $y = f(x)$  or  $x = g(y)$ . A solid is generated by revolving the region bounded by the curve,  $y = 0$ , and  $x = 0$  about the  $y$ -axis. Set up integrals to find the volume of this solid using the disk method and the shell method. (Do not integrate.)

**Analyzing an Integral** In Exercises 43–46, the integral represents the volume of a solid of revolution. Identify (a) the plane region that is revolved and (b) the axis of revolution.

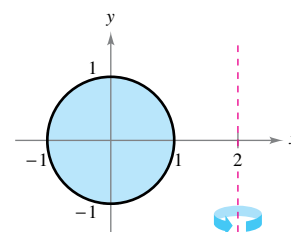
43.  $2\pi \int_0^2 x^3 dx$

44.  $2\pi \int_0^1 (y - y^{3/2}) dy$

45.  $2\pi \int_0^6 (y + 2)\sqrt{6 - y} dy$

46.  $2\pi \int_0^1 (4 - x)e^x dx$

47. **Machine Part** A solid is generated by revolving the region bounded by  $y = \frac{1}{2}x^2$  and  $y = 2$  about the  $y$ -axis. A hole, centered along the axis of revolution, is drilled through this solid so that one-fourth of the volume is removed. Find the diameter of the hole.
48. **Machine Part** A solid is generated by revolving the region bounded by  $y = \sqrt{9 - x^2}$  and  $y = 0$  about the  $y$ -axis. A hole, centered along the axis of revolution, is drilled through this solid so that one-third of the volume is removed. Find the diameter of the hole.
49. **Volume of a Torus** A torus is formed by revolving the region bounded by the circle  $x^2 + y^2 = 1$  about the line  $x = 2$  (see figure). Find the volume of this “doughnut-shaped” solid. (Hint: The integral  $\int_{-1}^1 \sqrt{1 - x^2} dx$  represents the area of a semicircle.)



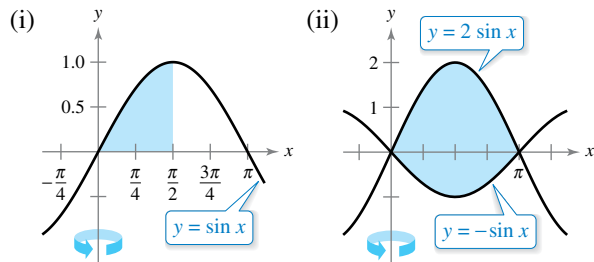
**50. Volume of a Torus** Repeat Exercise 49 for a torus formed by revolving the region bounded by the circle  $x^2 + y^2 = r^2$  about the line  $x = R$ , where  $r < R$ .

**51. Finding Volumes of Solids**

(a) Use differentiation to verify that

$$\int x \sin x \, dx = \sin x - x \cos x + C.$$

(b) Use the result of part (a) to find the volume of the solid generated by revolving each plane region about the  $y$ -axis.

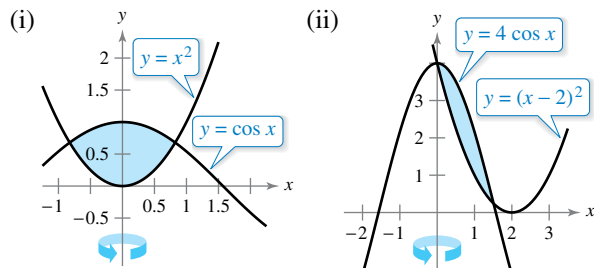


**52. Finding Volumes of Solids**

(a) Use differentiation to verify that

$$\int x \cos x \, dx = \cos x + x \sin x + C.$$

(b) Use the result of part (a) to find the volume of the solid generated by revolving each plane region about the  $y$ -axis. (Hint: Begin by approximating the points of intersection.)



**53. Volume of a Segment of a Sphere** Let a sphere of radius  $r$  be cut by a plane, thereby forming a segment of height  $h$ . Show that the volume of this segment is

$$\frac{1}{3}\pi h^2(3r - h).$$

**54. Volume of an Ellipsoid** Consider the plane region bounded by the graph of the ellipse

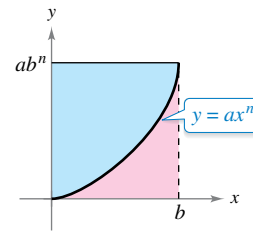
$$\left(\frac{x}{a}\right)^2 + \left(\frac{y}{b}\right)^2 = 1$$

where  $a > 0$  and  $b > 0$ . Show that the volume of the ellipsoid formed when this region is revolved about the  $y$ -axis is

$$\frac{4}{3}\pi a^2 b.$$

What is the volume when the region is revolved about the  $x$ -axis?

**55. Exploration** Consider the region bounded by the graphs of  $y = ax^n$ ,  $y = ab^n$ , and  $x = 0$ , as shown in the figure.



- (a) Find the ratio  $R_1(n)$  of the area of the region to the area of the circumscribed rectangle.
- (b) Find  $\lim_{n \rightarrow \infty} R_1(n)$  and compare the result with the area of the circumscribed rectangle.
- (c) Find the volume of the solid of revolution formed by revolving the region about the  $y$ -axis. Find the ratio  $R_2(n)$  of this volume to the volume of the circumscribed right circular cylinder.
- (d) Find  $\lim_{n \rightarrow \infty} R_2(n)$  and compare the result with the volume of the circumscribed cylinder.
- (e) Use the results of parts (b) and (d) to make a conjecture about the shape of the graph of  $y = ax^n$ ,  $0 \leq x \leq b$ , as  $n \rightarrow \infty$ .

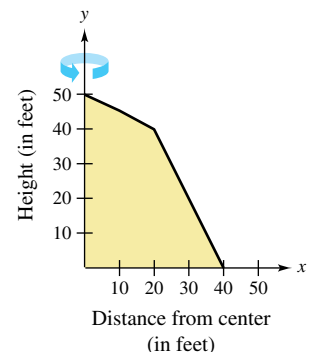
**56. Think About It** Match each integral with the solid whose volume it represents and give the dimensions of each solid.

- (a) Right circular cone
- (b) Torus
- (c) Sphere
- (d) Right circular cylinder
- (e) Ellipsoid

- (i)  $2\pi \int_0^r hx \, dx$
- (ii)  $2\pi \int_0^r hx \left(1 - \frac{x}{r}\right) dx$
- (iii)  $2\pi \int_0^r 2x\sqrt{r^2 - x^2} \, dx$
- (iv)  $2\pi \int_0^b 2ax\sqrt{1 - \frac{x^2}{b^2}} \, dx$
- (v)  $2\pi \int_{-r}^r (R - x)(2\sqrt{r^2 - x^2}) \, dx$

**57. Volume of a Storage Shed** A storage shed has a circular base of diameter 80 feet. Starting at the center, the interior height is measured every 10 feet and recorded in the table (see figure). Find the volume of the shed.

$x$	Height
0	50
10	45
20	40
30	20
40	0



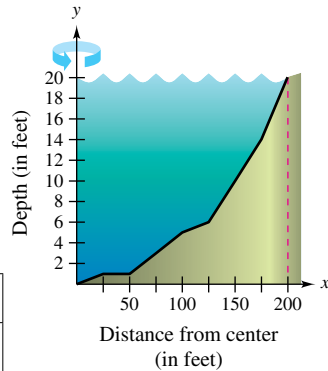


**58. Modeling Data** A pond is approximately circular, with a diameter of 400 feet. Starting at the center, the depth of the water is measured every 25 feet and recorded in the table (see figure).

$x$	0	25	50
Depth	20	19	19

$x$	75	100	125
Depth	17	15	14

$x$	150	175	200
Depth	10	6	0



- (a) Use the regression capabilities of a graphing utility to find a quadratic model for the depths recorded in the table. Use the graphing utility to plot the depths and graph the model.
- (b) Use the integration capabilities of a graphing utility and the model in part (a) to approximate the volume of water in the pond.
- (c) Use the result of part (b) to approximate the number of gallons of water in the pond. (*Hint:* 1 cubic foot of water is approximately 7.48 gallons.)

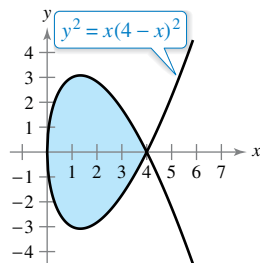
**59. Equal Volumes** Let  $V_1$  and  $V_2$  be the volumes of the solids that result when the plane region bounded by

$$y = \frac{1}{x}, \quad y = 0, \quad x = \frac{1}{4}, \quad \text{and} \quad x = c, \quad c > \frac{1}{4}$$

is revolved about the  $x$ -axis and the  $y$ -axis, respectively. Find the value of  $c$  for which  $V_1 = V_2$ .

**60. Volume of a Segment of a Paraboloid** The region bounded by  $y = r^2 - x^2$ ,  $y = 0$ , and  $x = 0$  is revolved about the  $y$ -axis to form a paraboloid. A hole, centered along the axis of revolution, is drilled through this solid. The hole has a radius  $k$ ,  $0 < k < r$ . Find the volume of the resulting ring (a) by integrating with respect to  $x$  and (b) by integrating with respect to  $y$ .

**61. Finding Volumes of Solids** Consider the graph of  $y^2 = x(4 - x)^2$ , as shown in the figure. Find the volumes of the solids that are generated when the loop of this graph is revolved about (a) the  $x$ -axis, (b) the  $y$ -axis, and (c) the line  $x = 4$ .



**SECTION PROJECT**

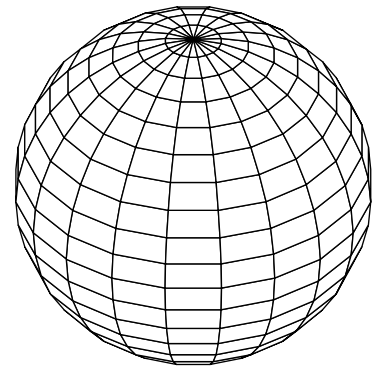
**Saturn**



**The Oblateness of Saturn** Saturn is the most oblate of the planets in our solar system. Its equatorial radius is 60,268 kilometers and its polar radius is 54,364 kilometers. The color-enhanced photograph of Saturn was taken by Voyager 1. In the photograph, the oblateness of Saturn is clearly visible.

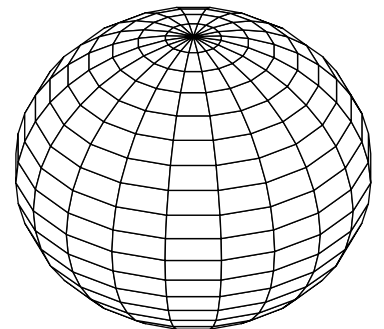
- (a) Find the ratio of the volumes of the sphere and the oblate ellipsoid shown below.
- (b) If a planet were spherical and had the same volume as Saturn, what would its radius be?

Computer model of “spherical Saturn,” whose equatorial radius is equal to its polar radius. The equation of the cross section passing through the pole is



$$x^2 + y^2 = 60,268^2.$$

Computer model of “oblate Saturn,” whose equatorial radius is greater than its polar radius. The equation of the cross section passing through the pole is



$$\frac{x^2}{60,268^2} + \frac{y^2}{54,364^2} = 1.$$

# 7.4 Arc Length and Surfaces of Revolution

- Find the arc length of a smooth curve.
- Find the area of a surface of revolution.

## Arc Length

In this section, definite integrals are used to find the arc lengths of curves and the areas of surfaces of revolution. In either case, an arc (a segment of a curve) is approximated by straight line segments whose lengths are given by the familiar Distance Formula

$$d = \sqrt{(x_2 - x_1)^2 + (y_2 - y_1)^2}.$$

A **rectifiable** curve is one that has a finite arc length. You will see that a sufficient condition for the graph of a function  $f$  to be rectifiable between  $(a, f(a))$  and  $(b, f(b))$  is that  $f'$  be continuous on  $[a, b]$ . Such a function is **continuously differentiable** on  $[a, b]$ , and its graph on the interval  $[a, b]$  is a **smooth curve**.

Consider a function  $y = f(x)$  that is continuously differentiable on the interval  $[a, b]$ . You can approximate the graph of  $f$  by  $n$  line segments whose endpoints are determined by the partition

$$a = x_0 < x_1 < x_2 < \dots < x_n = b$$

as shown in Figure 7.37. By letting  $\Delta x_i = x_i - x_{i-1}$  and  $\Delta y_i = y_i - y_{i-1}$ , you can approximate the length of the graph by

$$\begin{aligned} s &\approx \sum_{i=1}^n \sqrt{(x_i - x_{i-1})^2 + (y_i - y_{i-1})^2} \\ &= \sum_{i=1}^n \sqrt{(\Delta x_i)^2 + (\Delta y_i)^2} \\ &= \sum_{i=1}^n \sqrt{(\Delta x_i)^2 + \left(\frac{\Delta y_i}{\Delta x_i}\right)^2 (\Delta x_i)^2} \\ &= \sum_{i=1}^n \sqrt{1 + \left(\frac{\Delta y_i}{\Delta x_i}\right)^2} (\Delta x_i). \end{aligned}$$

This approximation appears to become better and better as  $\|\Delta\| \rightarrow 0$  ( $n \rightarrow \infty$ ). So, the length of the graph is

$$s = \lim_{\|\Delta\| \rightarrow 0} \sum_{i=1}^n \sqrt{1 + \left(\frac{\Delta y_i}{\Delta x_i}\right)^2} (\Delta x_i).$$

Because  $f'(x)$  exists for each  $x$  in  $(x_{i-1}, x_i)$ , the Mean Value Theorem guarantees the existence of  $c_i$  in  $(x_{i-1}, x_i)$  such that

$$\begin{aligned} \frac{f(x_i) - f(x_{i-1})}{x_i - x_{i-1}} &= f'(c_i) \\ \frac{\Delta y_i}{\Delta x_i} &= f'(c_i). \end{aligned}$$

Because  $f'$  is continuous on  $[a, b]$ , it follows that  $\sqrt{1 + [f'(x)]^2}$  is also continuous (and therefore integrable) on  $[a, b]$ , which implies that

$$\begin{aligned} s &= \lim_{\|\Delta\| \rightarrow 0} \sum_{i=1}^n \sqrt{1 + [f'(c_i)]^2} (\Delta x_i) \\ &= \int_a^b \sqrt{1 + [f'(x)]^2} dx \end{aligned}$$

where  $s$  is called the **arc length** of  $f$  between  $a$  and  $b$ .

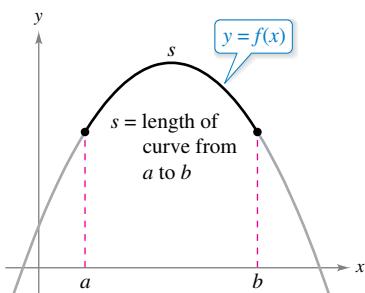
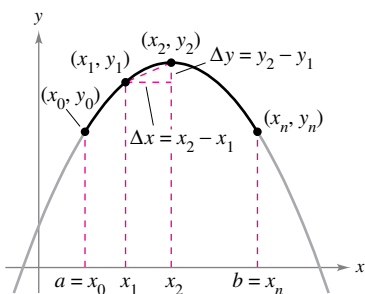


Figure 7.37



**CHRISTIAN HUYGENS  
(1629–1695)**

The Dutch mathematician Christian Huygens, who invented the pendulum clock, and James Gregory (1638–1675), a Scottish mathematician, both made early contributions to the problem of finding the length of a rectifiable curve.  
See [LarsonCalculus.com](http://LarsonCalculus.com) to read more of this biography.

**Definition of Arc Length**

Let the function  $y = f(x)$  represent a smooth curve on the interval  $[a, b]$ . The **arc length** of  $f$  between  $a$  and  $b$  is

$$s = \int_a^b \sqrt{1 + [f'(x)]^2} dx.$$

Similarly, for a smooth curve  $x = g(y)$ , the **arc length** of  $g$  between  $c$  and  $d$  is

$$s = \int_c^d \sqrt{1 + [g'(y)]^2} dy.$$

**FOR FURTHER INFORMATION** To see how arc length can be used to define trigonometric functions, see the article “Trigonometry Requires Calculus, Not Vice Versa” by Yves Nievergelt in *UMAP Modules*.

Because the definition of arc length can be applied to a linear function, you can check to see that this new definition agrees with the standard Distance Formula for the length of a line segment. This is shown in Example 1.

**EXAMPLE 1 The Length of a Line Segment**

Find the arc length from  $(x_1, y_1)$  to  $(x_2, y_2)$  on the graph of

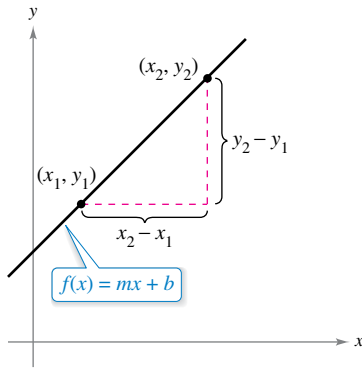
$$f(x) = mx + b.$$

**Solution** Because

$$f'(x) = m = \frac{y_2 - y_1}{x_2 - x_1}$$

it follows that

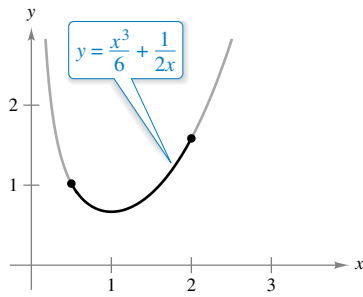
$$\begin{aligned} s &= \int_{x_1}^{x_2} \sqrt{1 + [f'(x)]^2} dx && \text{Formula for arc length} \\ &= \int_{x_1}^{x_2} \sqrt{1 + \left(\frac{y_2 - y_1}{x_2 - x_1}\right)^2} dx \\ &= \sqrt{\frac{(x_2 - x_1)^2 + (y_2 - y_1)^2}{(x_2 - x_1)^2}}(x) \Big|_{x_1}^{x_2} && \text{Integrate and simplify.} \\ &= \sqrt{\frac{(x_2 - x_1)^2 + (y_2 - y_1)^2}{(x_2 - x_1)^2}}(x_2 - x_1) \\ &= \sqrt{(x_2 - x_1)^2 + (y_2 - y_1)^2} \end{aligned}$$



The formula for the arc length of the graph of  $f$  from  $(x_1, y_1)$  to  $(x_2, y_2)$  is the same as the standard Distance Formula.  
**Figure 7.38**

which is the formula for the distance between two points in the plane, as shown in Figure 7.38.

**TECHNOLOGY** Definite integrals representing arc length often are very difficult to evaluate. In this section, a few examples are presented. In the next chapter, with more advanced integration techniques, you will be able to tackle more difficult arc length problems. In the meantime, remember that you can always use a numerical integration program to approximate an arc length. For instance, use the *numerical integration* feature of a graphing utility to approximate the arc lengths in Examples 2 and 3.



The arc length of the graph of  $y$  on  $[\frac{1}{2}, 2]$

Figure 7.39

**EXAMPLE 2** Finding Arc Length

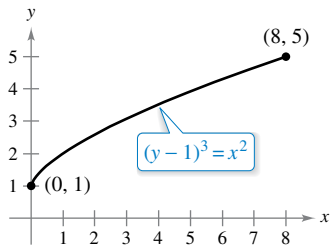
Find the arc length of the graph of  $y = \frac{x^3}{6} + \frac{1}{2x}$  on the interval  $[\frac{1}{2}, 2]$ , as shown in Figure 7.39.

**Solution** Using

$$\frac{dy}{dx} = \frac{3x^2}{6} - \frac{1}{2x^2} = \frac{1}{2}\left(x^2 - \frac{1}{x^2}\right)$$

yields an arc length of

$$\begin{aligned} s &= \int_a^b \sqrt{1 + \left(\frac{dy}{dx}\right)^2} dx && \text{Formula for arc length} \\ &= \int_{1/2}^2 \sqrt{1 + \left[\frac{1}{2}\left(x^2 - \frac{1}{x^2}\right)\right]^2} dx \\ &= \int_{1/2}^2 \sqrt{\frac{1}{4}\left(x^4 + 2 + \frac{1}{x^4}\right)} dx \\ &= \frac{1}{2} \int_{1/2}^2 \left(x^2 + \frac{1}{x^2}\right) dx && \text{Simplify.} \\ &= \frac{1}{2} \left[\frac{x^3}{3} - \frac{1}{x}\right]_{1/2}^2 && \text{Integrate.} \\ &= \frac{1}{2} \left(\frac{13}{6} + \frac{47}{24}\right) \\ &= \frac{33}{16}. \end{aligned}$$



The arc length of the graph of  $y$  on  $[0, 8]$

Figure 7.40

**EXAMPLE 3** Finding Arc Length

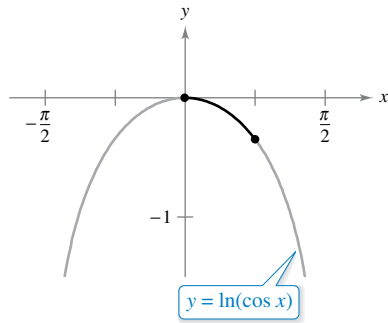
Find the arc length of the graph of  $(y - 1)^3 = x^2$  on the interval  $[0, 8]$ , as shown in Figure 7.40.

**Solution** Solving for  $y$  yields  $y = x^{2/3} + 1$  and  $dy/dx = 2/(3x^{1/3})$ . Because  $dy/dx$  is undefined when  $x = 0$ , the arc length formula with respect to  $x$  cannot be used. Solving for  $x$  in terms of  $y$  yields  $x = \pm(y - 1)^{3/2}$ . Choosing the positive value of  $x$  produces

$$\frac{dx}{dy} = \frac{3}{2}(y - 1)^{1/2}.$$

The  $x$ -interval  $[0, 8]$  corresponds to the  $y$ -interval  $[1, 5]$ , and the arc length is

$$\begin{aligned} s &= \int_c^d \sqrt{1 + \left(\frac{dx}{dy}\right)^2} dy && \text{Formula for arc length} \\ &= \int_1^5 \sqrt{1 + \left[\frac{3}{2}(y - 1)^{1/2}\right]^2} dy \\ &= \int_1^5 \sqrt{\frac{9}{4}y - \frac{5}{4}} dy \\ &= \frac{1}{2} \int_1^5 \sqrt{9y - 5} dy && \text{Simplify.} \\ &= \frac{1}{18} \left[\frac{(9y - 5)^{3/2}}{3/2}\right]_1^5 && \text{Integrate.} \\ &= \frac{1}{27} (40^{3/2} - 4^{3/2}) \\ &\approx 9.073. \end{aligned}$$



The arc length of the graph of  $y$  on

$$\left[0, \frac{\pi}{4}\right]$$

Figure 7.41

### EXAMPLE 4 Finding Arc Length

•••▶ See [LarsonCalculus.com](http://LarsonCalculus.com) for an interactive version of this type of example.

Find the arc length of the graph of

$$y = \ln(\cos x)$$

from  $x = 0$  to  $x = \pi/4$ , as shown in Figure 7.41.

**Solution** Using

$$\frac{dy}{dx} = -\frac{\sin x}{\cos x} = -\tan x$$

yields an arc length of

$$\begin{aligned} s &= \int_a^b \sqrt{1 + \left(\frac{dy}{dx}\right)^2} dx && \text{Formula for arc length} \\ &= \int_0^{\pi/4} \sqrt{1 + \tan^2 x} dx \\ &= \int_0^{\pi/4} \sqrt{\sec^2 x} dx && \text{Trigonometric identity} \\ &= \int_0^{\pi/4} \sec x dx && \text{Simplify.} \\ &= \left[ \ln|\sec x + \tan x| \right]_0^{\pi/4} && \text{Integrate.} \\ &= \ln(\sqrt{2} + 1) - \ln 1 \\ &\approx 0.881. \end{aligned}$$

### EXAMPLE 5 Length of a Cable

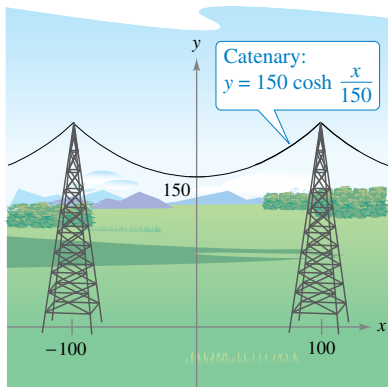


Figure 7.42

An electric cable is hung between two towers that are 200 feet apart, as shown in Figure 7.42. The cable takes the shape of a catenary whose equation is

$$y = 75(e^{x/150} + e^{-x/150}) = 150 \cosh \frac{x}{150}.$$

Find the arc length of the cable between the two towers.

**Solution** Because  $y' = \frac{1}{2}(e^{x/150} - e^{-x/150})$ , you can write

$$(y')^2 = \frac{1}{4}(e^{x/75} - 2 + e^{-x/75})$$

and

$$1 + (y')^2 = \frac{1}{4}(e^{x/75} + 2 + e^{-x/75}) = \left[ \frac{1}{2}(e^{x/150} + e^{-x/150}) \right]^2.$$

Therefore, the arc length of the cable is

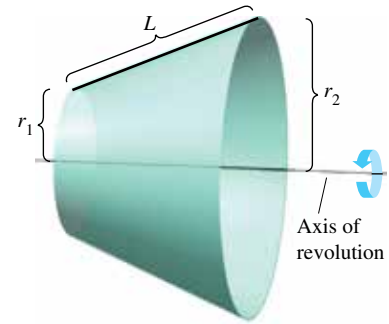
$$\begin{aligned} s &= \int_a^b \sqrt{1 + (y')^2} dx && \text{Formula for arc length} \\ &= \frac{1}{2} \int_{-100}^{100} (e^{x/150} + e^{-x/150}) dx \\ &= 75 \left[ e^{x/150} - e^{-x/150} \right]_{-100}^{100} && \text{Integrate.} \\ &= 150(e^{2/3} - e^{-2/3}) \\ &\approx 215 \text{ feet.} \end{aligned}$$

### Area of a Surface of Revolution

In Sections 7.2 and 7.3, integration was used to calculate the volume of a solid of revolution. You will now look at a procedure for finding the area of a surface of revolution.

**Definition of Surface of Revolution**  
 When the graph of a continuous function is revolved about a line, the resulting surface is a **surface of revolution**.

The area of a surface of revolution is derived from the formula for the lateral surface area of the frustum of a right circular cone. Consider the line segment in the figure at the right, where  $L$  is the length of the line segment,  $r_1$  is the radius at the left end of the line segment, and  $r_2$  is the radius at the right end of the line segment. When the line segment is revolved about its axis of revolution, it forms a frustum of a right circular cone, with



$$S = 2\pi rL \quad \text{Lateral surface area of frustum}$$

where

$$r = \frac{1}{2}(r_1 + r_2). \quad \text{Average radius of frustum}$$

(In Exercise 56, you are asked to verify the formula for  $S$ .)

Consider a function  $f$  that has a continuous derivative on the interval  $[a, b]$ . The graph of  $f$  is revolved about the  $x$ -axis to form a surface of revolution, as shown in Figure 7.43. Let  $\Delta$  be a partition of  $[a, b]$ , with subintervals of width  $\Delta x_i$ . Then the line segment of length

$$\Delta L_i = \sqrt{(\Delta x_i)^2 + (\Delta y_i)^2}$$

generates a frustum of a cone. Let  $r_i$  be the average radius of this frustum. By the Intermediate Value Theorem, a point  $d_i$  exists (in the  $i$ th subinterval) such that

$$r_i = f(d_i).$$

The lateral surface area  $\Delta S_i$  of the frustum is

$$\begin{aligned} \Delta S_i &= 2\pi r_i \Delta L_i \\ &= 2\pi f(d_i) \sqrt{(\Delta x_i)^2 + (\Delta y_i)^2} \\ &= 2\pi f(d_i) \sqrt{1 + \left(\frac{\Delta y_i}{\Delta x_i}\right)^2} \Delta x_i. \end{aligned}$$

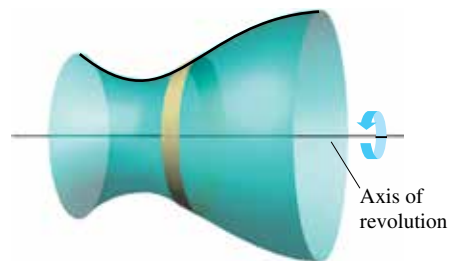
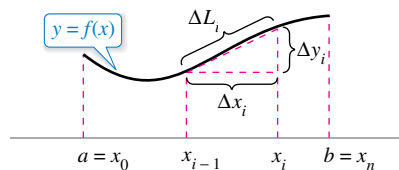


Figure 7.43

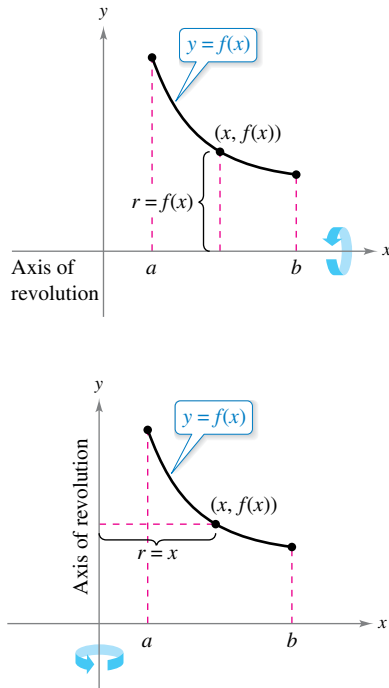


Figure 7.44

By the Mean Value Theorem, a number  $c_i$  exists in  $(x_{i-1}, x_i)$  such that

$$\begin{aligned} f'(c_i) &= \frac{f(x_i) - f(x_{i-1})}{x_i - x_{i-1}} \\ &= \frac{\Delta y_i}{\Delta x_i} \end{aligned}$$

So,  $\Delta S_i = 2\pi f(d_i) \sqrt{1 + [f'(c_i)]^2} \Delta x_i$ , and the total surface area can be approximated by

$$S \approx 2\pi \sum_{i=1}^n f(d_i) \sqrt{1 + [f'(c_i)]^2} \Delta x_i.$$

It can be shown that the limit of the right side as  $\|\Delta\| \rightarrow 0$  ( $n \rightarrow \infty$ ) is

$$S = 2\pi \int_a^b f(x) \sqrt{1 + [f'(x)]^2} dx.$$

In a similar manner, if the graph of  $f$  is revolved about the  $y$ -axis, then  $S$  is

$$S = 2\pi \int_a^b x \sqrt{1 + [f'(x)]^2} dx.$$

In these two formulas for  $S$ , you can regard the products  $2\pi f(x)$  and  $2\pi x$  as the circumferences of the circles traced by a point  $(x, y)$  on the graph of  $f$  as it is revolved about the  $x$ -axis and the  $y$ -axis (Figure 7.44). In one case, the radius is  $r = f(x)$ , and in the other case, the radius is  $r = x$ . Moreover, by appropriately adjusting  $r$ , you can generalize the formula for surface area to cover *any* horizontal or vertical axis of revolution, as indicated in the next definition.

**Definition of the Area of a Surface of Revolution**

Let  $y = f(x)$  have a continuous derivative on the interval  $[a, b]$ . The area  $S$  of the surface of revolution formed by revolving the graph of  $f$  about a horizontal or vertical axis is

$$S = 2\pi \int_a^b r(x) \sqrt{1 + [f'(x)]^2} dx \quad \text{y is a function of x.}$$

where  $r(x)$  is the distance between the graph of  $f$  and the axis of revolution. If  $x = g(y)$  on the interval  $[c, d]$ , then the surface area is

$$S = 2\pi \int_c^d r(y) \sqrt{1 + [g'(y)]^2} dy \quad \text{x is a function of y.}$$

where  $r(y)$  is the distance between the graph of  $g$  and the axis of revolution.

The formulas in this definition are sometimes written as

$$S = 2\pi \int_a^b r(x) ds \quad \text{y is a function of x.}$$

and

$$S = 2\pi \int_c^d r(y) ds \quad \text{x is a function of y.}$$

where

$$ds = \sqrt{1 + [f'(x)]^2} dx \quad \text{and} \quad ds = \sqrt{1 + [g'(y)]^2} dy$$

respectively.

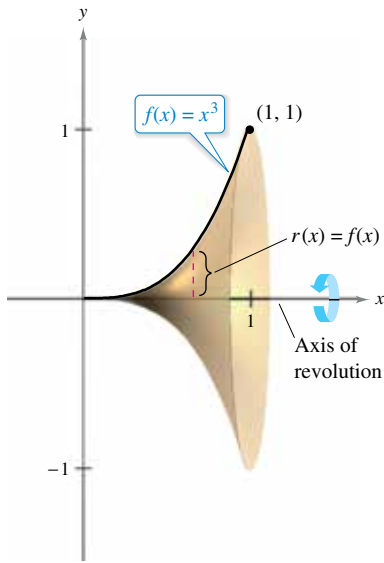


Figure 7.45

**EXAMPLE 6** The Area of a Surface of Revolution

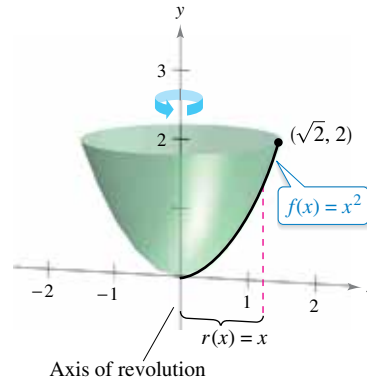
Find the area of the surface formed by revolving the graph of  $f(x) = x^3$  on the interval  $[0, 1]$  about the  $x$ -axis, as shown in Figure 7.45.

**Solution** The distance between the  $x$ -axis and the graph of  $f$  is  $r(x) = f(x)$ , and because  $f'(x) = 3x^2$ , the surface area is

$$\begin{aligned}
 S &= 2\pi \int_a^b r(x) \sqrt{1 + [f'(x)]^2} dx && \text{Formula for surface area} \\
 &= 2\pi \int_0^1 x^3 \sqrt{1 + (3x^2)^2} dx \\
 &= \frac{2\pi}{36} \int_0^1 (36x^3)(1 + 9x^4)^{1/2} dx && \text{Simplify.} \\
 &= \frac{\pi}{18} \left[ \frac{(1 + 9x^4)^{3/2}}{3/2} \right]_0^1 && \text{Integrate.} \\
 &= \frac{\pi}{27} (10^{3/2} - 1) \\
 &\approx 3.563.
 \end{aligned}$$

**EXAMPLE 7** The Area of a Surface of Revolution

Find the area of the surface formed by revolving the graph of  $f(x) = x^2$  on the interval  $[0, \sqrt{2}]$  about the  $y$ -axis, as shown in the figure below.



**Solution** In this case, the distance between the graph of  $f$  and the  $y$ -axis is  $r(x) = x$ . Using  $f'(x) = 2x$  and the formula for surface area, you can determine that

$$\begin{aligned}
 S &= 2\pi \int_a^b r(x) \sqrt{1 + [f'(x)]^2} dx && \text{Formula for surface area} \\
 &= 2\pi \int_0^{\sqrt{2}} x \sqrt{1 + (2x)^2} dx \\
 &= \frac{2\pi}{8} \int_0^{\sqrt{2}} (1 + 4x^2)^{1/2} (8x) dx && \text{Simplify.} \\
 &= \frac{\pi}{4} \left[ \frac{(1 + 4x^2)^{3/2}}{3/2} \right]_0^{\sqrt{2}} && \text{Integrate.} \\
 &= \frac{\pi}{6} [(1 + 8)^{3/2} - 1] \\
 &= \frac{13\pi}{3} \\
 &\approx 13.614.
 \end{aligned}$$



# 7.4 Exercises

See [CalcChat.com](http://CalcChat.com) for tutorial help and worked-out solutions to odd-numbered exercises.

### CONCEPT CHECK

- Rectifiable Curve** Describe the condition for a curve to be rectifiable between two points.
- Arc Length** Explain how to find the arc length of a function that is a smooth curve on the interval  $[a, b]$ .
- Arc Length** Name a function for which the integral below represents the arc length of the function on the interval  $[0, 2]$ .

$$\int_0^2 \sqrt{1 + (4x)^2} dx$$

- Surface of Revolution** Describe a surface of revolution in your own words.

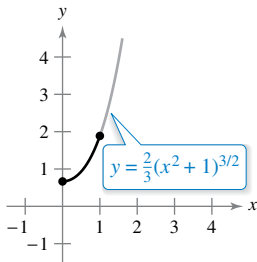
**Finding Distance Using Two Methods** In Exercises 5 and 6, find the distance between the points using (a) the Distance Formula and (b) integration.

- (2, 1), (5, 3)
- (-2, 2), (4, -6)

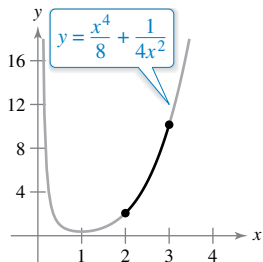


**Finding Arc Length** In Exercises 7–20, find the arc length of the graph of the function over the indicated interval.

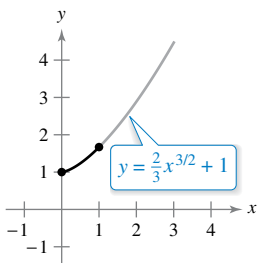
7.  $y = \frac{2}{3}(x^2 + 1)^{3/2}$



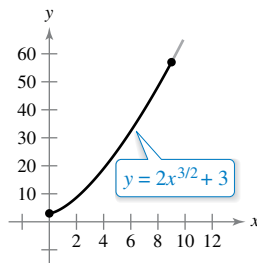
8.  $y = \frac{x^4}{8} + \frac{1}{4x^2}$ ,  $[2, 3]$



9.  $y = \frac{2}{3}x^{3/2} + 1$



10.  $y = 2x^{3/2} + 3$



11.  $y = \frac{3}{2}x^{2/3}$ ,  $[1, 8]$

12.  $y = \frac{3}{2}x^{2/3} + 4$ ,  $[1, 27]$

13.  $y = \frac{x^5}{10} + \frac{1}{6x^3}$ ,  $[2, 5]$

14.  $y = \frac{x^7}{14} + \frac{1}{10x^5}$ ,  $[1, 2]$

15.  $y = \ln(\sin x)$ ,  $\left[\frac{\pi}{4}, \frac{3\pi}{4}\right]$

16.  $y = \ln(\cos x)$ ,  $\left[0, \frac{\pi}{3}\right]$

17.  $y = \frac{1}{2}(e^x + e^{-x})$ ,  $[0, 2]$

18.  $y = \ln\left(\frac{e^x + 1}{e^x - 1}\right)$ ,  $[\ln 6, \ln 8]$

19.  $x = \frac{1}{3}(y^2 + 2)^{3/2}$ ,  $0 \leq y \leq 4$

20.  $x = \frac{1}{3}\sqrt{y}(y - 3)$ ,  $1 \leq y \leq 4$

**Finding Arc Length** In Exercises 21–30, (a) sketch the graph of the function, highlighting the part indicated by the given interval, (b) write a definite integral that represents the arc length of the curve over the indicated interval and observe that the integral cannot be evaluated with the techniques studied so far, and (c) use the integration capabilities of a graphing utility to approximate the arc length.

21.  $y = 4 - x^2$ ,  $[0, 2]$

22.  $y = x^2 + x - 2$ ,  $[-2, 1]$

23.  $y = \frac{1}{x}$ ,  $[1, 3]$

24.  $y = \frac{1}{x + 1}$ ,  $[0, 1]$

25.  $y = \sin x$ ,  $[0, \pi]$

26.  $y = \cos x$ ,  $\left[-\frac{\pi}{2}, \frac{\pi}{2}\right]$

27.  $y = 2 \arctan x$ ,  $[0, 1]$

28.  $y = \ln x$ ,  $[1, 5]$

29.  $x = e^{-y}$ ,  $0 \leq y \leq 2$

30.  $x = \sqrt{36 - y^2}$ ,  $0 \leq y \leq 3$

**Approximation** In Exercises 31 and 32, approximate the arc length of the graph of the function over the interval  $[0, 4]$  in three ways. (a) Use the Distance Formula to find the distance between the endpoints of the arc. (b) Use the Distance Formula to find the lengths of the four line segments connecting the points on the arc when  $x = 0$ ,  $x = 1$ ,  $x = 2$ ,  $x = 3$ , and  $x = 4$ . Find the sum of the four lengths. (c) Use the integration capabilities of a graphing utility to approximate the integral yielding the indicated arc length.

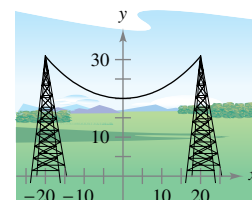
31.  $f(x) = x^3$

32.  $f(x) = (x^2 - 4)^2$

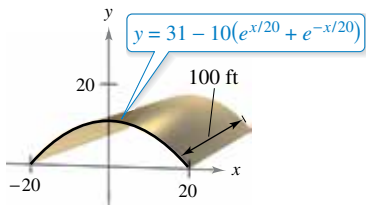
**Length of a Cable** An electric cable is hung between two towers that are 40 meters apart (see figure). The cable takes the shape of a catenary whose equation is

$$y = 10(e^{x/20} + e^{-x/20}), \quad -20 \leq x \leq 20$$

where  $x$  and  $y$  are measured in meters. Find the arc length of the cable between the two towers.



- 34. Roof Area** A barn is 100 feet long and 40 feet wide (see figure). A cross section of the roof is the inverted catenary  $y = 31 - 10(e^{x/20} + e^{-x/20})$ . Find the number of square feet of roofing on the barn.



- 35. Length of Gateway Arch** The Gateway Arch in St. Louis, Missouri, is closely approximated by the inverted catenary

$$y = 693.8597 - 68.7672 \cosh 0.0100333x, \quad -299.2239 \leq x \leq 299.2239.$$

Use the integration capabilities of a graphing utility to approximate the length of this curve (see figure).

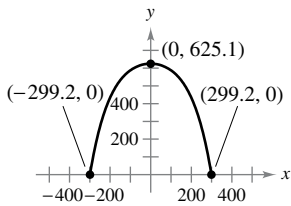


Figure for 35

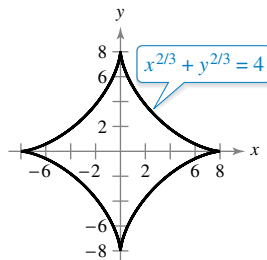
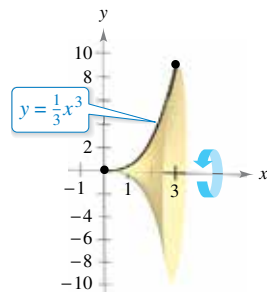


Figure for 36

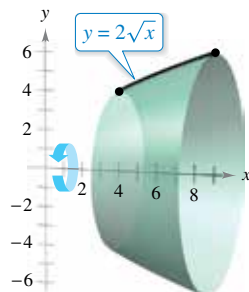
- 36. Astroid** Find the total length of the graph of the astroid  $x^{2/3} + y^{2/3} = 4$ .
- 37. Arc Length of a Sector of a Circle** Find the arc length from  $(0, 3)$  clockwise to  $(2, \sqrt{5})$  along the circle  $x^2 + y^2 = 9$ .
- 38. Arc Length of a Sector of a Circle** Find the arc length from  $(-3, 4)$  clockwise to  $(4, 3)$  along the circle  $x^2 + y^2 = 25$ . Show that the result is one-fourth the circumference of the circle.

**Finding the Area of a Surface of Revolution** In Exercises 39–44, write and evaluate the definite integral that represents the area of the surface generated by revolving the curve on the indicated interval about the  $x$ -axis.

39.  $y = \frac{1}{3}x^3$



40.  $y = 2\sqrt{x}$



41.  $y = \frac{x^3}{6} + \frac{1}{2x}$ ,  $1 \leq x \leq 2$

42.  $y = 3x$ ,  $0 \leq x \leq 3$

43.  $y = \sqrt{4 - x^2}$ ,  $-1 \leq x \leq 1$

44.  $y = \sqrt{9 - x^2}$ ,  $-2 \leq x \leq 2$

**Finding the Area of a Surface of Revolution** In Exercises 45–48, write and evaluate the definite integral that represents the area of the surface generated by revolving the curve on the indicated interval about the  $y$ -axis.

45.  $y = \sqrt[3]{x} + 2$ ,  $1 \leq x \leq 8$

46.  $y = 9 - x^2$ ,  $0 \leq x \leq 3$

47.  $y = 1 - \frac{x^2}{4}$ ,  $0 \leq x \leq 2$

48.  $y = \frac{x}{2} + 3$ ,  $1 \leq x \leq 5$

**Finding the Area of a Surface of Revolution Using Technology** In Exercises 49 and 50, use the integration capabilities of a graphing utility to approximate the area of the surface of revolution.

Function	Interval	Axis of Revolution
49. $y = \sin x$	$[0, \pi]$	$x$ -axis
50. $y = \ln x$	$[1, e]$	$y$ -axis

**EXPLORING CONCEPTS**

**Approximation** In Exercises 51 and 52, determine which value best approximates the length of the arc represented by the integral. Make your selection on the basis of a sketch of the arc, not by performing calculations.

51.  $\int_0^2 \sqrt{1 + \left[\frac{d}{dx}\left(\frac{5}{x^2 + 1}\right)\right]^2} dx$

- (a) 25 (b) 5 (c) 2 (d) -4 (e) 3

52.  $\int_0^{\pi/4} \sqrt{1 + \left[\frac{d}{dx}(\tan x)\right]^2} dx$

- (a) 3 (b) -2 (c) 4 (d)  $\frac{4\pi}{3}$  (e) 1

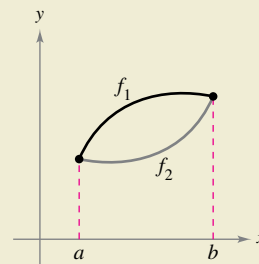
**53. Exploring Relationships** Consider the function

$$f(x) = \frac{1}{4}e^x + e^{-x}.$$

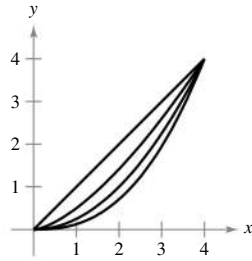
Compare the definite integral of  $f$  on the interval  $[a, b]$  with the arc length of  $f$  over the interval  $[a, b]$ .




**54. HOW DO YOU SEE IT?** The graphs of the functions  $f_1$  and  $f_2$  on the interval  $[a, b]$  are shown in the figure. The graph of each function is revolved about the  $x$ -axis. Which surface of revolution has the greater surface area? Explain.



**55. Think About It** The figure shows the graphs of the functions  $y_1 = x$ ,  $y_2 = \frac{1}{2}x^{3/2}$ ,  $y_3 = \frac{1}{4}x^2$ , and  $y_4 = \frac{1}{8}x^{5/2}$  on the interval  $[0, 4]$ . To print an enlarged copy of the graph, go to *MathGraphs.com*.



- (a) Label the functions.
- (b) Without calculating, list the functions in order of increasing arc length.
-  (c) Verify your answer in part (b) by using the integration capabilities of a graphing utility to approximate each arc length accurate to three decimal places.

**56. Verifying a Formula**

- (a) Given a circular sector with radius  $L$  and central angle  $\theta$  (see figure), show that the area of the sector is given by  $S = \frac{1}{2}L^2\theta$ .
- (b) By joining the straight-line edges of the sector in part (a), a right circular cone is formed (see figure) and the lateral surface area of the cone is the same as the area of the sector. Show that the area is  $S = \pi rL$ , where  $r$  is the radius of the base of the cone. (*Hint:* The arc length of the sector equals the circumference of the base of the cone.)

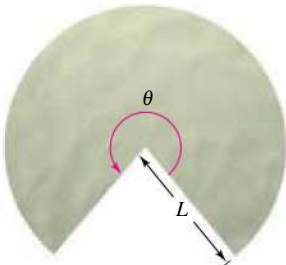


Figure for 56(a)

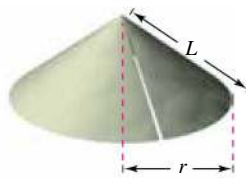
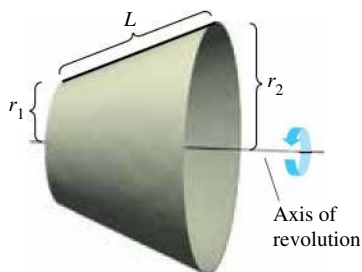


Figure for 56(b)

- (c) Use the result of part (b) to verify that the formula for the lateral surface area of the frustum of a cone with slant height  $L$  and radii  $r_1$  and  $r_2$  (see figure) is  $S = \pi(r_1 + r_2)L$ . (*Note:* This formula was used to develop the integral for finding the surface area of a surface of revolution.)




**57. Lateral Surface Area of a Cone** A right circular cone is generated by revolving the region bounded by  $y = 3x/4$ ,  $y = 3$ , and  $x = 0$  about the  $y$ -axis. Find the lateral surface area of the cone.

**58. Lateral Surface Area of a Cone** A right circular cone is generated by revolving the region bounded by  $y = hx/r$ ,  $y = h$ , and  $x = 0$  about the  $y$ -axis. Verify that the lateral surface area of the cone is  $S = \pi r\sqrt{r^2 + h^2}$ .


**59. Using a Sphere** Find the area of the segment of a sphere formed by revolving the graph of  $y = \sqrt{9 - x^2}$ ,  $0 \leq x \leq 2$ , about the  $y$ -axis.

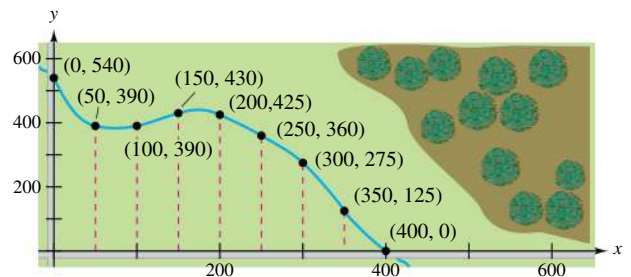
**60. Using a Sphere** Find the area of the segment of a sphere formed by revolving the graph of  $y = \sqrt{r^2 - x^2}$ ,  $0 \leq x \leq a$ , about the  $y$ -axis. Assume that  $a < r$ .

 **61. Modeling Data** The circumference  $C$  (in inches) of a vase is measured at three-inch intervals starting at its base. The measurements are shown in the table, where  $y$  is the vertical distance in inches from the base.

$y$	0	3	6	9	12	15	18
$C$	50	65.5	70	66	58	51	48

- (a) Use the data to approximate the volume of the vase by summing the volumes of approximating disks.
- (b) Use the data to approximate the outside surface area (excluding the base) of the vase by summing the outside surface areas of approximating frustums of right circular cones.
- (c) Use the regression capabilities of a graphing utility to find a cubic model for the points  $(y, r)$ , where  $r = C/(2\pi)$ . Use the graphing utility to plot the points and graph the model.
- (d) Use the model in part (c) and the integration capabilities of a graphing utility to approximate the volume and outside surface area of the vase. Compare the results with your answers in parts (a) and (b).

 **62. Modeling Data** Property bounded by two perpendicular roads and a stream is shown in the figure. All distances are measured in feet.



- (a) Use the regression capabilities of a graphing utility to fit a fourth-degree polynomial to the path of the stream.
- (b) Use the model in part (a) to approximate the area of the property in acres.
- (c) Use the integration capabilities of a graphing utility to find the length of the stream that bounds the property.

**63. Volume and Surface Area** Let  $R$  be the region bounded by  $y = 1/x$ , the  $x$ -axis,  $x = 1$ , and  $x = b$ , where  $b > 1$ . Let  $D$  be the solid formed when  $R$  is revolved about the  $x$ -axis.

- (a) Find the volume  $V$  of  $D$ .
- (b) Write a definite integral that represents the surface area  $S$  of  $D$ .
- (c) Show that  $V$  approaches a finite limit as  $b \rightarrow \infty$ .
- (d) Show that  $S \rightarrow \infty$  as  $b \rightarrow \infty$ .

**64. Think About It** Consider the equation

$$\frac{x^2}{9} + \frac{y^2}{4} = 1.$$

- (a) Use a graphing utility to graph the equation.
- (b) Write the definite integral for finding the first-quadrant arc length of the graph in part (a).
- (c) Compare the interval of integration in part (b) and the domain of the integrand. Is it possible to evaluate the definite integral? Explain. (You will learn how to evaluate this type of integral in Section 8.8.)

**Approximating Arc Length or Surface Area In Exercises 65–68, write the definite integral for finding the indicated arc length or surface area. Then use the integration capabilities of a graphing utility to approximate the arc length or surface area. (You will learn how to evaluate this type of integral in Section 8.8.)**

**65. Length of Pursuit** A fleeing object leaves the origin and moves up the  $y$ -axis (see figure). At the same time, a pursuer leaves the point  $(1, 0)$  and always moves toward the fleeing object. The pursuer's speed is twice that of the fleeing object. The equation of the path is modeled by

$$y = \frac{1}{3}(x^{3/2} - 3x^{1/2} + 2).$$

How far has the fleeing object traveled when it is caught? Show that the pursuer has traveled twice as far.

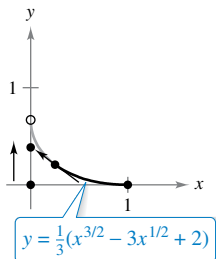


Figure for 65

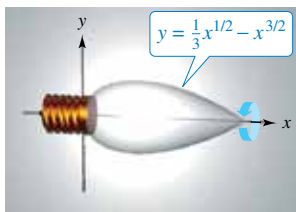


Figure for 66

**66. Bulb Design** An ornamental light bulb is designed by revolving the graph of

$$y = \frac{1}{3}x^{1/2} - x^{3/2}, \quad 0 \leq x \leq \frac{1}{3}$$

about the  $x$ -axis, where  $x$  and  $y$  are measured in feet (see figure). Find the surface area of the bulb and use the result to approximate the amount of glass needed to make the bulb. Assume that the thickness of the glass is 0.015 in.

**67. Astroid** Find the area of the surface formed by revolving the portion in the first quadrant of the graph of  $x^{2/3} + y^{2/3} = 4$ ,  $0 \leq y \leq 8$ , about the  $y$ -axis.

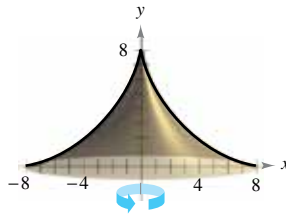


Figure for 67

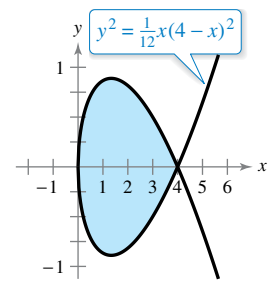


Figure for 68

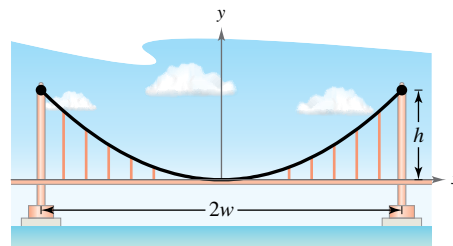
**68. Using a Loop** Consider the graph of

$$y^2 = \frac{1}{12}x(4 - x)^2$$

shown in the figure. Find the area of the surface formed when the loop of this graph is revolved about the  $x$ -axis.

**69. Suspension Bridge** A cable for a suspension bridge has the shape of a parabola with equation  $y = kx^2$ . Let  $h$  represent the height of the cable from its lowest point to its highest point and let  $2w$  represent the total span of the bridge (see figure). Show that the length  $C$  of the cable is given by

$$C = 2 \int_0^w \sqrt{1 + \left(\frac{4h^2}{w^2}\right)x^2} dx$$



**70. Suspension Bridge** The Humber Bridge, located in the United Kingdom and opened in 1981, has a main span of about 1400 meters. Each of its towers has a height of about 155 meters. Use these dimensions, the integral in Exercise 69, and the integration capabilities of a graphing utility to approximate the length of a parabolic cable along the main span.

**71. Arc Length and Area** Let  $C$  be the curve given by  $f(x) = \cosh x$  for  $0 \leq x \leq t$ , where  $t > 0$ . Show that the arc length of  $C$  is equal to the area bounded by  $C$  and the  $x$ -axis. Identify another curve on the interval  $0 \leq x \leq t$  with this property.

**PUTNAM EXAM CHALLENGE**

**72.** Find the length of the curve  $y^2 = x^3$  from the origin to the point where the tangent makes an angle of  $45^\circ$  with the  $x$ -axis.

This problem was composed by the Committee on the Putnam Prize Competition. © The Mathematical Association of America. All rights reserved.

## 7.5 Work

- Find the work done by a constant force.
- Find the work done by a variable force.

### Work Done by a Constant Force

The concept of work is important to scientists and engineers for determining the energy needed to perform various jobs. For instance, it is useful to know the amount of work done when a crane lifts a steel girder, when a spring is compressed, when a rocket is propelled into the air, or when a truck pulls a load along a highway.

In general, **work** is done by a force when it moves an object. If the force applied to the object is *constant*, then the definition of work is as follows.

#### Definition of Work Done by a Constant Force

If an object is moved a distance  $D$  in the direction of an applied constant force  $F$ , then the **work**  $W$  done by the force is defined as  $W = FD$ .

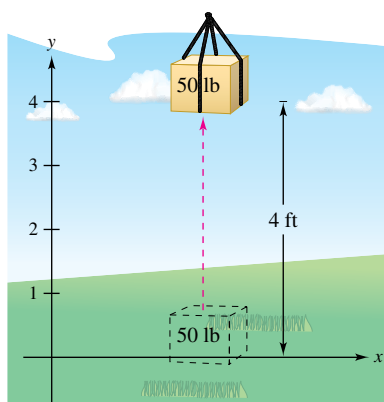
There are four fundamental types of forces—gravitational, electromagnetic, strong nuclear, and weak nuclear. A **force** can be thought of as a *push* or a *pull*; a force changes the state of rest or state of motion of a body. For gravitational forces on Earth, it is common to use units of measure corresponding to the weight of an object.

#### EXAMPLE 1 Lifting an Object

Determine the work done in lifting a 50-pound object 4 feet.

**Solution** The magnitude of the required force  $F$  is the weight of the object, as shown in Figure 7.46. So, the work done in lifting the object 4 feet is

$$W = FD = 50(4) = 200 \text{ foot-pounds.}$$



The work done in lifting a 50-pound object 4 feet is 200 foot-pounds.

Figure 7.46

In the U.S. measurement system, work is typically expressed in foot-pounds (ft-lb), inch-pounds, or foot-tons. In the International System of Units (SI), the basic unit of force is the **newton**—the force required to produce an acceleration of 1 meter per second per second on a mass of 1 kilogram. In this system, work is typically expressed in newton-meters, also called joules. In another system, the centimeter-gram-second (C-G-S) system, the basic unit of force is the **dyne**—the force required to produce an acceleration of 1 centimeter per second per second on a mass of 1 gram. In this system, work is typically expressed in dyne-centimeters, also called ergs, or in joules. The table below summarizes the units of measure that are commonly used to express the work done and lists several conversion factors.

System of Measurement	Measure of Work	Measure of Force	Measure of Distance
U.S.	foot-pound (ft-lb)	pound (lb)	foot (ft)
International	joule (J)	newton (N)	meter (m)
C-G-S	erg	dyne (dyn)	centimeter (cm)
Conversions:			
1 ft-lb $\approx$ 1.35582 J = $1.35582 \times 10^7$ ergs		1 N = $10^5$ dyn $\approx$ 0.22481 lb	
1 J = $10^7$ ergs $\approx$ 0.73756 ft-lb		1 lb $\approx$ 4.44822 N	

### Work Done by a Variable Force

In Example 1, the force involved was *constant*. When a *variable* force is applied to an object, calculus is needed to determine the work done, because the amount of force changes as the object changes position. For instance, the force required to compress a spring increases as the spring is compressed.

Consider an object that is moved along a straight line from  $x = a$  to  $x = b$  by a continuously varying force  $F(x)$ . Let  $\Delta$  be a partition that divides the interval  $[a, b]$  into  $n$  subintervals determined by

$$a = x_0 < x_1 < x_2 < \dots < x_n = b$$

and let  $\Delta x_i = x_i - x_{i-1}$ . For each  $i$ , choose  $c_i$  such that

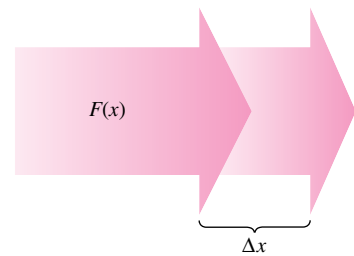
$$x_{i-1} \leq c_i \leq x_i.$$

Then at  $c_i$ , the force is  $F(c_i)$ . Because  $F$  is continuous, you can approximate the work done in moving the object through the  $i$ th subinterval by the increment

$$\Delta W_i = F(c_i)\Delta x_i$$

as shown in Figure 7.47. So, the total work done as the object moves from  $x = a$  to  $x = b$  is approximated by

$$\begin{aligned} W &\approx \sum_{i=1}^n \Delta W_i \\ &= \sum_{i=1}^n F(c_i)\Delta x_i. \end{aligned}$$



The amount of force changes as an object changes position ( $\Delta x$ ).

**Figure 7.47**

This approximation appears to become better and better as  $\|\Delta\| \rightarrow 0$  ( $n \rightarrow \infty$ ). So, the work done is

$$\begin{aligned} W &= \lim_{\|\Delta\| \rightarrow 0} \sum_{i=1}^n F(c_i)\Delta x_i \\ &= \int_a^b F(x) dx. \end{aligned}$$

#### Definition of Work Done by a Variable Force

If an object is moved along a straight line by a continuously varying force  $F(x)$ , then the **work**  $W$  done by the force as the object is moved from

$$x = a \quad \text{to} \quad x = b$$

is given by

$$\begin{aligned} W &= \lim_{\|\Delta\| \rightarrow 0} \sum_{i=1}^n \Delta W_i \\ &= \int_a^b F(x) dx. \end{aligned}$$

The remaining examples in this section use some well-known physical laws. The discoveries of many of these laws occurred during the same period in which calculus was being developed. In fact, during the seventeenth and eighteenth centuries, there was little difference between physicists and mathematicians. One such physicist-mathematician was Emilie de Breteuil. Breteuil was instrumental in synthesizing the work of many other scientists, including Newton, Leibniz, Huygens, Kepler, and Descartes. Her physics text *Institutions* was widely used for many years.



**EMILIE DE BRETEUIL**  
(1706–1749)

A major work by Breteuil was the translation of Newton's "Philosophiæ Naturalis Principia Mathematica" into French. Her translation and commentary greatly contributed to the acceptance of Newtonian science in Europe.

See [LarsonCalculus.com](http://LarsonCalculus.com) to read more of this biography.

Bettmann/Corbis

The three laws of physics listed below were developed by Robert Hooke (1635–1703), Isaac Newton (1642–1727), and Charles Coulomb (1736–1806).

- 1. Hooke's Law:** The force  $F$  required to compress or stretch a spring (within its elastic limits) is proportional to the distance  $d$  that the spring is compressed or stretched from its original length. That is,

$$F = kd$$

where the constant of proportionality  $k$  (the spring constant) depends on the specific nature of the spring.

- 2. Newton's Law of Universal Gravitation:** The force  $F$  of attraction between two particles of masses  $m_1$  and  $m_2$  is proportional to the product of the masses and inversely proportional to the square of the distance  $d$  between the two particles. That is,

$$F = G \frac{m_1 m_2}{d^2}.$$

When  $m_1$  and  $m_2$  are in kilograms and  $d$  in meters,  $F$  will be in newtons for a value of  $G = 6.67 \times 10^{-11}$  cubic meter per kilogram-second squared, where  $G$  is the **gravitational constant**.

- 3. Coulomb's Law:** The force  $F$  between two charges  $q_1$  and  $q_2$  in a vacuum is proportional to the product of the charges and inversely proportional to the square of the distance  $d$  between the two charges. That is,

$$F = k \frac{q_1 q_2}{d^2}.$$

When  $q_1$  and  $q_2$  are given in electrostatic units and  $d$  in centimeters,  $F$  will be in dynes for a value of  $k = 1$ .

### EXAMPLE 2

### Compressing a Spring

⋯▶ See [LarsonCalculus.com](http://LarsonCalculus.com) for an interactive version of this type of example.

A force of 30 newtons compresses a spring 0.3 meter from its natural length of 1.5 meters. Find the work done in compressing the spring an additional 0.3 meter.

**Solution** By Hooke's Law, the force  $F(x)$  required to compress the spring  $x$  units (from its natural length) is  $F(x) = kx$ . Because  $F(0.3) = 30$ , it follows that

$$F(0.3) = (k)(0.3) \implies 30 = 0.3k \implies 100 = k.$$

So,  $F(x) = 100x$ , as shown in Figure 7.48. To find the increment of work, assume that the force required to compress the spring over a small increment  $\Delta x$  is nearly constant. So, the increment of work is

$$\Delta W = (\text{force})(\text{distance increment}) = (100x)\Delta x.$$

Because the spring is compressed from  $x = 0.3$  to  $x = 0.6$  meter less than its natural length, the work required is

$$W = \int_a^b F(x) dx = \int_{0.3}^{0.6} 100x dx = 50x^2 \Big|_{0.3}^{0.6} = 18 - 4.5 = 13.5 \text{ joules.}$$

Note that you do *not* integrate from  $x = 0$  to  $x = 0.6$  because you were asked to determine the work done in compressing the spring an *additional* 0.3 meter (not including the first 0.3 meter).

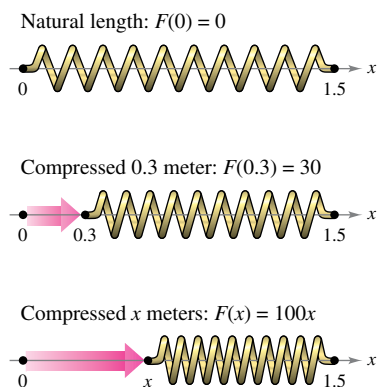


Figure 7.48



NASA's Space Launch System, or SLS, is a launch vehicle for exploration beyond Earth's orbit. NASA plans to use the SLS on missions to an asteroid and eventually to Mars. (Source: NASA)

**EXAMPLE 3**

**Moving a Space Module into Orbit**

A space module weighs 15 metric tons on the surface of Earth. How much work is done in propelling the module to a height of 800 miles above Earth, as shown in Figure 7.49? (Use 4000 miles as the radius of Earth. Do not consider the effect of air resistance or the weight of the propellant.)

**Solution** Because the weight of a body varies inversely as the square of its distance from the center of Earth, the force  $F(x)$  exerted by gravity is

$$F(x) = \frac{C}{x^2}$$

where  $C$  is the constant of proportionality. Because the module weighs 15 metric tons on the surface of Earth and the radius of Earth is approximately 4000 miles, you have

$$15 = \frac{C}{(4000)^2} \Rightarrow 240,000,000 = C.$$

So, the increment of work is

$$\Delta W = (\text{force})(\text{distance increment}) = \frac{240,000,000}{x^2} \Delta x.$$

Finally, because the module is propelled from  $x = 4000$  to  $x = 4800$  miles, the total work done is

$$\begin{aligned} W &= \int_a^b F(x) \, dx && \text{Formula for work} \\ &= \int_{4000}^{4800} \frac{240,000,000}{x^2} \, dx \\ &= \left. \frac{-240,000,000}{x} \right|_{4000}^{4800} && \text{Integrate.} \\ &= -50,000 + 60,000 \\ &= 10,000 \text{ mile-tons} \\ &\approx 1.164 \times 10^{11} \text{ foot-pounds.} && \text{1 mile} = 5280 \text{ feet; 1 metric ton} \approx 2205 \text{ pounds} \end{aligned}$$

In SI units, using a conversion factor of 1 foot-pound  $\approx$  1.35582 joules, the work done is

$$W \approx 1.578 \times 10^{11} \text{ joules.}$$

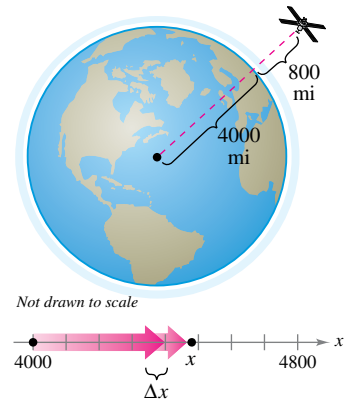


Figure 7.49

The solutions to Examples 2 and 3 conform to our development of work as the summation of increments in the form

$$\Delta W = (\text{force})(\text{distance increment}) = (F)(\Delta x).$$

Another way to formulate the increment of work is

$$\Delta W = (\text{force increment})(\text{distance}) = (\Delta F)(x).$$

This second interpretation of  $\Delta W$  is useful in problems involving the movement of nonrigid substances such as fluids and chains.

NASA



**EXAMPLE 4** Emptying a Tank of Oil

A spherical tank of radius 8 feet is half full of oil that weighs 50 pounds per cubic foot. Find the work required to pump all of the oil out through a hole in the top of the tank.

**Solution** Consider the oil to be subdivided into disks of thickness  $\Delta y$  and radius  $x$ , as shown in Figure 7.50. Because the increment of force for each disk is given by its weight, you have

$$\begin{aligned}\Delta F &= \text{weight} \\ &= \left(\frac{50 \text{ pounds}}{\text{cubic foot}}\right)(\text{volume}) \\ &= 50(\pi x^2 \Delta y) \text{ pounds.}\end{aligned}$$

For a circle of radius 8 and center at  $(0, 8)$ , you have

$$\begin{aligned}x^2 + (y - 8)^2 &= 8^2 \\ x^2 &= 16y - y^2\end{aligned}$$

and you can write the force increment as

$$\begin{aligned}\Delta F &= 50(\pi x^2 \Delta y) \\ &= 50\pi(16y - y^2)\Delta y.\end{aligned}$$

In Figure 7.50, note that a disk  $y$  feet from the bottom of the tank must be moved a distance of  $(16 - y)$  feet. So, the increment of work is

$$\begin{aligned}\Delta W &= (\Delta F)(16 - y) \\ &= [50\pi(16y - y^2)\Delta y](16 - y) \\ &= 50\pi(256y - 32y^2 + y^3)\Delta y.\end{aligned}$$

Because the tank is half full,  $y$  ranges from 0 to 8 feet, and the work required to empty the tank is

$$\begin{aligned}W &= \int_0^8 50\pi(256y - 32y^2 + y^3) dy \\ &= 50\pi \left[ 128y^2 - \frac{32}{3}y^3 + \frac{y^4}{4} \right]_0^8 \\ &= 50\pi \left( \frac{11,264}{3} \right) \\ &\approx 589,782 \text{ foot-pounds.}\end{aligned}$$

To estimate the reasonableness of the result in Example 4, consider that the weight of the oil in the tank is

$$\left(\frac{1}{2}\right)(\text{volume})(\text{density}) = \frac{1}{2}\left(\frac{4}{3}\pi 8^3\right)(50) \approx 53,616.5 \text{ pounds.}$$

Lifting the entire half-tank of oil 8 feet would involve work of

$$\begin{aligned}W &= FD && \text{Formula for work done by a constant force} \\ &\approx (53,616.5)(8) \\ &= 428,932 \text{ foot-pounds.}\end{aligned}$$

Because the oil is actually lifted between 8 and 16 feet, it seems reasonable that the work done is about 589,782 foot-pounds.

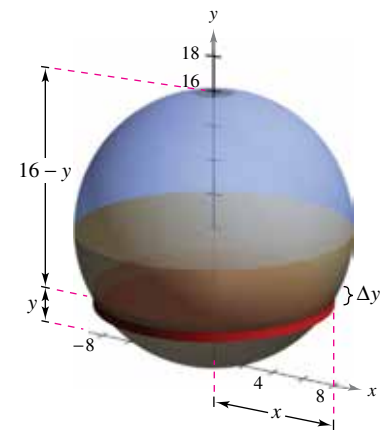




Figure 7.50



Work required to raise one end of the chain

Figure 7.51

**EXAMPLE 5** Lifting a Chain

A 20-foot chain weighing 5 pounds per foot is lying coiled on the ground. How much work is required to raise one end of the chain to a height of 20 feet so that it is fully extended, as shown in Figure 7.51?

**Solution** Imagine that the chain is divided into small sections, each of length  $\Delta y$ . Then the weight of each section is the increment of force

$$\Delta F = (\text{weight}) = \left(\frac{5 \text{ pounds}}{\text{foot}}\right)(\text{length}) = 5 \Delta y.$$

Because a typical section (initially on the ground) is raised to a height of  $y$ , the increment of work is

$$\Delta W = (\text{force increment})(\text{distance}) = (5 \Delta y)y = 5y \Delta y.$$

Because  $y$  ranges from 0 to 20 feet, the total work required to raise the chain is

$$W = \int_0^{20} 5y \, dy = \left. \frac{5y^2}{2} \right|_0^{20} = \frac{5(400)}{2} = 1000 \text{ foot-pounds.}$$

In the next example, you will consider a piston of radius  $r$  in a cylindrical casing, as shown in Figure 7.52. As the gas in the cylinder expands, the piston moves, and work is done. If  $p$  represents the pressure of the gas (in pounds per square foot) against the piston head and  $V$  represents the volume of the gas (in cubic feet), then the work increment involved in moving the piston  $\Delta x$  feet is

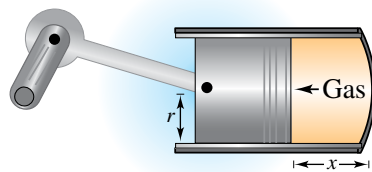
$$\Delta W = (\text{force})(\text{distance increment}) = F \Delta x = p(\pi r^2)\Delta x = p \Delta V.$$

So, as the volume of the gas expands from  $V_0$  to  $V_1$ , the work done in moving the piston is

$$W = \int_{V_0}^{V_1} p \, dV.$$

Assuming the pressure of the gas to be inversely proportional to its volume, you have  $p = k/V$  and the integral for work becomes

$$W = \int_{V_0}^{V_1} \frac{k}{V} \, dV.$$



Work done by expanding gas

Figure 7.52

**EXAMPLE 6** Work Done by an Expanding Gas

A quantity of gas with an initial volume of 1 cubic foot and a pressure of 500 pounds per square foot expands to a volume of 2 cubic feet. Find the work done by the gas. (Assume that the pressure is inversely proportional to the volume.)

**Solution** Because  $p = k/V$  and  $p = 500$  when  $V = 1$ , you have  $k = 500$ . So, the work done by the gas is

$$\begin{aligned} W &= \int_{V_0}^{V_1} \frac{k}{V} \, dV \\ &= \int_1^2 \frac{500}{V} \, dV \\ &= 500 \ln|V| \Big|_1^2 \\ &\approx 346.6 \text{ foot-pounds.} \end{aligned}$$

## 7.5 Exercises

See [CalcChat.com](http://CalcChat.com) for tutorial help and worked-out solutions to odd-numbered exercises.**CONCEPT CHECK**

- Work** How do you know when work is done by a force?
- Comparing Methods** Describe the difference between finding the work done by a constant force and finding the work done by a variable force.
- Hooke's Law** Describe Hooke's Law in your own words.
- Work** What are two ways to write the increment of work?



**Constant Force** In Exercises 5–8, determine the work done by the constant force.

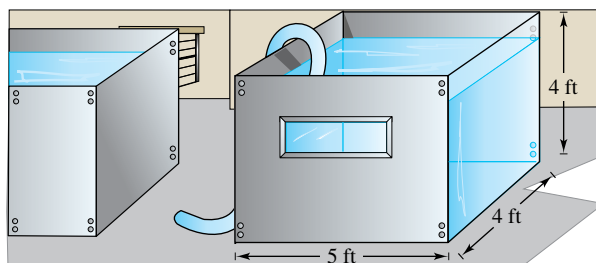
- A 1200-pound steel beam is lifted 40 feet.
- An electric hoist lifts a 3000-pound car 6 feet.
- A force of 112 newtons is required to slide a cement block 8 meters in a construction project.
- The locomotive of a freight train pulls its cars with a constant force of 7 tons for a distance of one-quarter mile.



**Hooke's Law** In Exercises 9–14, use Hooke's Law to determine the work done by the variable force in the spring problem.

- A force of 5 pounds compresses a 15-inch spring a total of 3 inches. How much work is done in compressing the spring 7 inches?
- A force of 250 newtons stretches a spring 30 centimeters. How much work is done in stretching the spring from 20 centimeters to 50 centimeters?
- A force of 20 pounds stretches a spring 9 inches in an exercise machine. Find the work done in stretching the spring 1 foot from its natural position.
- An overhead garage door has two springs, one on each side of the door. A force of 15 pounds is required to stretch each spring 1 foot. Because of the pulley system, the springs stretch only one-half the distance the door travels. The door moves a total of 8 feet, and the springs are at their natural length when the door is open. Find the work done by the pair of springs.
- Eighteen foot-pounds of work is required to stretch a spring 4 inches from its natural length. Find the work required to stretch the spring an additional 3 inches.
- Six joules of work is required to stretch a spring 0.5 meter from its natural length. Find the work required to stretch the spring an additional 0.25 meter.
- Propulsion** Neglecting air resistance and the weight of the propellant, determine the work done in propelling a five-metric-ton satellite to a height of (a) 100 miles above Earth and (b) 300 miles above Earth.

- Propulsion** Use the information in Exercise 15 to write the work  $W$  of the propulsion system as a function of the height  $h$  of the satellite above Earth. Find the limit (if it exists) of  $W$  as  $h$  approaches infinity.
- Propulsion** Neglecting air resistance and the weight of the propellant, determine the work done in propelling a 10-metric-ton satellite to a height of (a) 11,000 miles above Earth and (b) 22,000 miles above Earth.
- Propulsion** A lunar module weighs 12 metric tons on the surface of Earth. How much work is done in propelling the module from the surface of the moon to a height of 50 miles? Consider the radius of the moon to be 1100 miles and its force of gravity to be one-sixth that of Earth.
- Pumping Water** A rectangular tank with a base 4 feet by 5 feet and a height of 4 feet is full of water (see figure). The water weighs 62.4 pounds per cubic foot. How much work is done in pumping water out over the top edge in order to empty (a) half of the tank and (b) all of the tank?



- Think About It** Explain why the answer in part (b) of Exercise 19 is not twice the answer in part (a).
- Pumping Water** A cylindrical water tank 4 meters high with a radius of 2 meters is buried so that the top of the tank is 1 meter below ground level (see figure). How much work is done in pumping a full tank of water up to ground level? The water weighs 9800 newtons per cubic meter.

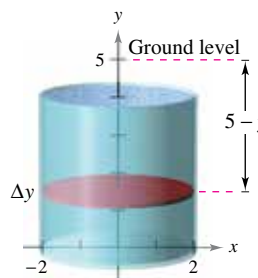


Figure for 21

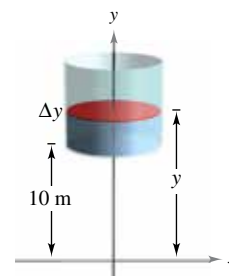
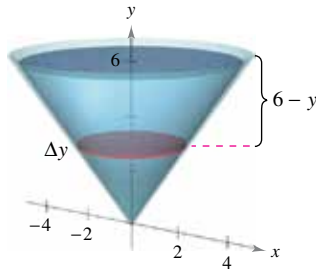


Figure for 22

- Pumping Water** Suppose the tank in Exercise 21 is located on a tower so that the bottom of the tank is 10 meters above a stream (see figure). How much work is done in filling the tank half full of water through a hole in the bottom, using water from the stream?

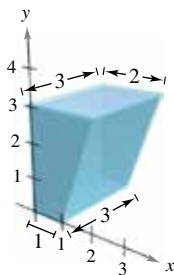
- 23. Pumping Water** An open tank has the shape of a right circular cone (see figure). The tank is 8 feet across the top and 6 feet high. How much work is done in emptying the tank by pumping the water over the top edge?



- 24. Pumping Water** Water is pumped in through the bottom of the tank in Exercise 23. How much work is done to fill the tank
- to a depth of 2 feet?
  - from a depth of 4 feet to a depth of 6 feet?

- 25. Pumping Water** A hemispherical tank of radius 6 feet is positioned so that its base is circular. How much work is required to fill the tank with water through a hole in the base when the water source is at the base?

- 26. Pumping Diesel Fuel** The fuel tank on a truck has trapezoidal cross sections with the dimensions (in feet) shown in the figure. Assume that the engine is approximately 3 feet above the top of the fuel tank and that diesel fuel weighs approximately 53.1 pounds per cubic foot. Find the work done by the fuel pump in raising a full tank of fuel to the level of the engine.



**Pumping Gasoline** In Exercises 27 and 28, find the work done in pumping gasoline that weighs 42 pounds per cubic foot.

- 27.** A cylindrical gasoline tank 3 feet in diameter and 4 feet long is carried on the back of a truck and is used to fuel tractors. The axis of the tank is horizontal. The opening on the tractor tank is 5 feet above the top of the tank in the truck. Find the work done in pumping the entire contents of the fuel tank into the tractor.
- 28.** The top of a cylindrical gasoline storage tank at a service station is 4 feet below ground level. The axis of the tank is horizontal and its diameter and length are 5 feet and 12 feet, respectively. Find the work done in pumping the entire contents of the full tank to a height of 3 feet above ground level.

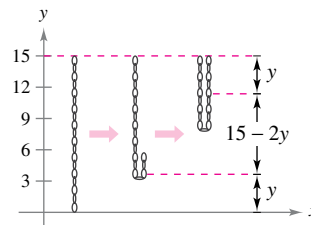


**Winding a Chain** In Exercises 29–32, consider a 20-foot chain that weighs 3 pounds per foot hanging from a winch 20 feet above ground level. Find the work done by the winch in winding up the specified amount of chain.

- Wind up the entire chain.
- Wind up one-third of the chain.
- Run the winch until the bottom of the chain is at the 10-foot level.
- Wind up the entire chain with a 500-pound load attached to it.

**Lifting a Chain** In Exercises 33 and 34, consider a 15-foot hanging chain that weighs 3 pounds per foot. Find the work done in lifting the chain vertically to the indicated position.

- 33.** Take the bottom of the chain and raise it to the 15-foot level, leaving the chain doubled and still hanging vertically (see figure).



- 34.** Repeat Exercise 33 raising the bottom of the chain to the 10-foot level.

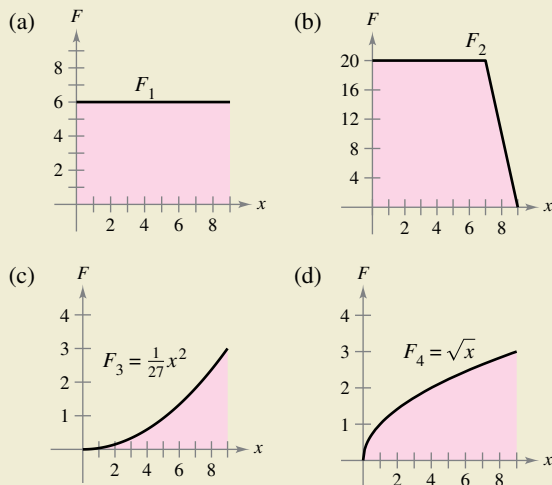
**EXPLORING CONCEPTS**

- 35. Think About It** Does it take any work to push an object that does not move? Explain.
- 36. Think About It** In Example 1, 200 foot-pounds of work was needed to lift the 50-pound object 4 feet vertically off the ground. Does it take an additional 200 foot-pounds of work to lift the object another 4 feet vertically? Explain your reasoning.

- 37. Newton’s Law of Universal Gravitation** Consider two particles of masses  $m_1$  and  $m_2$ . The position of the first particle is fixed, and the distance between the particles is  $a$  units. Using Newton’s Law of Universal Gravitation, find the work needed to move the second particle so that the distance between the particles increases to  $b$  units.
- 38. Conjecture** Use Newton’s Law of Universal Gravitation to make a conjecture about what happens to the force of attraction between two particles when the distance between them is multiplied by a positive number  $n$ .
- 39. Electric Force** Two electrons repel each other with a force that varies inversely as the square of the distance between them. One electron is fixed at the point  $(2, 4)$ . Find the work done in moving the second electron from  $(-2, 4)$  to  $(1, 4)$ .



**40. HOW DO YOU SEE IT?** The graphs show the force  $F_i$  (in pounds) required to move an object 9 feet along the  $x$ -axis. Order the force functions from the one that yields the least work to the one that yields the most work without doing any calculations. Explain your reasoning.



- 41. Ordering Forces** Verify your answer to Exercise 40 by calculating the work for each force function.
- 42. Comparing Work** Order the following from least to greatest in terms of total work done.
- (a) A 60-pound box of books is lifted 3 feet.
  - (b) An 80-pound box of books is lifted 1 foot, and then a 40-pound box of books is lifted 1 foot.
  - (c) A 60-pound box is held 3 feet in the air for 3 minutes.



**Boyle's Law** In Exercises 43 and 44, find the work done by the gas for the given volume and pressure. Assume that the pressure is inversely proportional to the volume. (See Example 6.)

- 43.** A quantity of gas with an initial volume of 2 cubic feet and a pressure of 1000 pounds per square foot expands to a volume of 3 cubic feet.
- 44.** A quantity of gas with an initial volume of 1 cubic foot and a pressure of 2500 pounds per square foot expands to a volume of 3 cubic feet.

**Hydraulic Press** In Exercises 45–48, use the integration capabilities of a graphing utility to approximate the work done by a press in a manufacturing process. A model for the variable force  $F$  (in pounds) and the distance  $x$  (in feet) the press moves is given.

- | Force                                       | Interval          |
|---|-------------------|
| <b>45.</b> $F(x) = 1000[1.8 - \ln(x + 1)]$  | $0 \leq x \leq 5$ |
| <b>46.</b> $F(x) = \frac{e^{x^2} - 1}{100}$ | $0 \leq x \leq 4$ |

- | Force                                    | Interval          |
|--|-------------------|
| <b>47.</b> $F(x) = 100x\sqrt{125 - x^3}$ | $0 \leq x \leq 5$ |
| <b>48.</b> $F(x) = 1000 \sinh x$         | $0 \leq x \leq 2$ |

**49. Modeling Data** The hydraulic cylinder on a woodsplitter has a 4-inch bore (diameter) and a stroke of 2 feet. The hydraulic pump creates a maximum pressure of 2000 pounds per square inch. Therefore, the maximum force created by the cylinder is  $2000(\pi \cdot 2^2) = 8000\pi$  pounds.

- (a) Find the work done through one extension of the cylinder, given that the maximum force is required.
- (b) The force exerted in splitting a piece of wood is variable. Measurements of the force obtained in splitting a piece of wood are shown in the table. The variable  $x$  measures the extension of the cylinder in feet, and  $F$  is the force in pounds. Use the regression capabilities of a graphing utility to find a fourth-degree polynomial model for the data. Plot the data and graph the model.

$x$	0	$\frac{1}{3}$	$\frac{2}{3}$	1	$\frac{4}{3}$	$\frac{5}{3}$	2
$F(x)$	0	20,000	22,000	15,000	10,000	5000	0

- (c) Use the model in part (b) to approximate the extension of the cylinder when the force is maximum.
- (d) Use the model in part (b) to approximate the work done in splitting the piece of wood.

## SECTION PROJECT

### Pyramid of Khufu

The Pyramid of Khufu (also known as the Great Pyramid of Giza) is the oldest of the Seven Wonders of the Ancient World. It is also the tallest of the three Giza pyramids in Egypt. The pyramid took 20 years to construct, ending around 2560 B.C. When it was built, it had a height of 481 feet and a square base with side lengths of 756 feet. Assume that the stone used to build it weighed 150 pounds per cubic foot.



- (a) How much work was required to build the pyramid? Consider only vertical distance.
- (b) Suppose that the pyramid builders worked 12 hours each day for 330 days a year for 20 years and that each worker did 200 foot-pounds of work per hour. Approximately how many workers were needed to build the pyramid?

## 7.6 Moments, Centers of Mass, and Centroids

- Understand the definition of mass.
- Find the center of mass in a one-dimensional system.
- Find the center of mass in a two-dimensional system.
- Find the center of mass of a planar lamina.
- Use the Theorem of Pappus to find the volume of a solid of revolution.

### Mass

In this section, you will study several important applications of integration that are related to mass. Mass is a measure of a body's resistance to changes in motion, and is independent of the particular gravitational system in which the body is located. However, because so many applications involving mass occur on Earth's surface, an object's mass is sometimes equated with its weight. This is not technically correct. Weight is a type of force and as such is dependent on gravity. Force and mass are related by the equation

$$\text{Force} = (\text{mass})(\text{acceleration}).$$

The table below lists some commonly used measures of mass and force, together with their conversion factors.


System of Measurement	Measure of Mass	Measure of Force
U.S.	Slug	Pound = (slug)(ft/sec <sup>2</sup> )
International	Kilogram	Newton = (kilogram)(m/sec <sup>2</sup> )
C-G-S	Gram	Dyne = (gram)(cm/sec <sup>2</sup> )
Conversions:		
1 pound $\approx$ 4.44822 newtons	1 slug $\approx$ 14.59390 kilogram	
1 newton $\approx$ 0.22481 pound	1 kilogram $\approx$ 0.0685218 slug	
1 dyne $\approx$ 0.000022481 pound	1 gram $\approx$ 0.0000685218 slug	
1 dyne = 0.00001 newton	1 foot $\approx$ 0.30480 meter	

### EXAMPLE 1 Mass on the Surface of Earth

Find the mass (in slugs) of an object whose weight at sea level is 1 pound.

**Solution** Use 32 feet per second per second as the acceleration due to gravity.

$$\begin{aligned} \text{Mass} &= \frac{\text{force}}{\text{acceleration}} && \text{Force} = (\text{mass})(\text{acceleration}) \\ &= \frac{1 \text{ pound}}{32 \text{ feet per second per second}} \\ &= 0.03125 \frac{\text{pound}}{\text{foot per second per second}} \\ &= 0.03125 \text{ slug} \end{aligned}$$

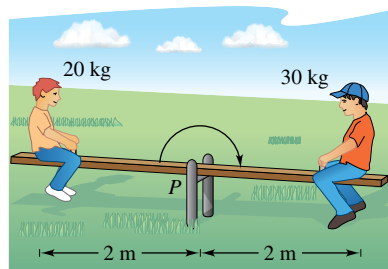
Because many applications involving mass occur on Earth's surface, this amount of mass is called a **pound mass**. 

## Center of Mass in a One-Dimensional System

You will now consider two types of moments of a mass—the **moment about a point** and the **moment about a line**. To define these two moments, consider an idealized situation in which a mass  $m$  is concentrated at a point. If  $x$  is the distance between this point mass and another point  $P$ , then the **moment of  $m$  about the point  $P$**  is

$$\text{Moment} = mx$$

and  $x$  is the **length of the moment arm**.



The seesaw will balance when the left and the right moments are equal.

**Figure 7.53**

The concept of moment can be demonstrated simply by a seesaw, as shown in Figure 7.53. A child of mass 20 kilograms sits 2 meters to the left of fulcrum  $P$ , and an older child of mass 30 kilograms sits 2 meters to the right of  $P$ . From experience, you know that the seesaw will begin to rotate clockwise, moving the larger child down. This rotation occurs because the moment produced by the child on the left is less than the moment produced by the child on the right.

$$\text{Left moment} = (20)(2) = 40 \text{ kilogram-meters}$$

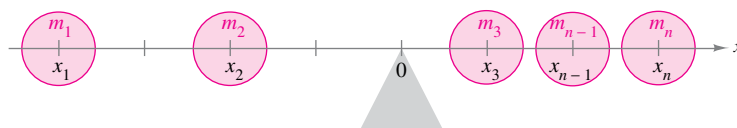
$$\text{Right moment} = (30)(2) = 60 \text{ kilogram-meters}$$

To balance the seesaw, the two moments must be equal. For example, if the larger child moved to a position  $\frac{4}{3}$  meters from the fulcrum, then the seesaw would balance, because each child would produce a moment of 40 kilogram-meters.

To generalize this, you can introduce a coordinate line on which the origin corresponds to the fulcrum, as shown in Figure 7.54. Several point masses are located on the  $x$ -axis. The measure of the tendency of this system to rotate about the origin is the **moment about the origin**, and it is defined as the sum of the  $n$  products  $m_i x_i$ . The moment about the origin is denoted by  $M_0$  and can be written as

$$M_0 = m_1 x_1 + m_2 x_2 + \cdots + m_n x_n.$$

If  $M_0$  is 0, then the system is said to be in **equilibrium**.



If  $m_1 x_1 + m_2 x_2 + \cdots + m_n x_n = 0$ , then the system is in equilibrium.

**Figure 7.54**

For a system that is not in equilibrium, the **center of mass** is defined as the point  $\bar{x}$  at which the fulcrum could be relocated to attain equilibrium. If the system were translated  $\bar{x}$  units, then each coordinate  $x_i$  would become

$$(x_i - \bar{x})$$

and because the moment of the translated system is 0, you have

$$\sum_{i=1}^n m_i (x_i - \bar{x}) = \sum_{i=1}^n m_i x_i - \sum_{i=1}^n m_i \bar{x} = 0.$$

Solving for  $\bar{x}$  produces

$$\bar{x} = \frac{\sum_{i=1}^n m_i x_i}{\sum_{i=1}^n m_i} = \frac{\text{moment of system about origin}}{\text{total mass of system}}.$$

When  $m_1 x_1 + m_2 x_2 + \cdots + m_n x_n = 0$ , the system is in equilibrium.

**Moment and Center of Mass: One-Dimensional System**

Let the point masses  $m_1, m_2, \dots, m_n$  be located at  $x_1, x_2, \dots, x_n$ .

1. The **moment about the origin** is

$$M_0 = m_1x_1 + m_2x_2 + \dots + m_nx_n.$$

2. The **center of mass** is

$$\bar{x} = \frac{M_0}{m}$$

where  $m = m_1 + m_2 + \dots + m_n$  is the **total mass** of the system.

**EXAMPLE 2** The Center of Mass of a Linear System

Find the center of mass of the linear system shown in Figure 7.55.

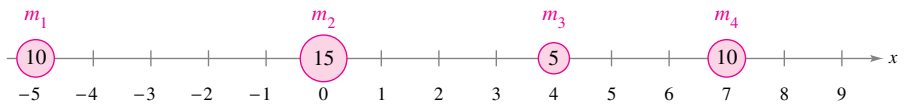


Figure 7.55

**Solution** The moment about the origin is

$$\begin{aligned} M_0 &= m_1x_1 + m_2x_2 + m_3x_3 + m_4x_4 \\ &= 10(-5) + 15(0) + 5(4) + 10(7) \\ &= -50 + 0 + 20 + 70 \\ &= 40. \end{aligned}$$

Moment about origin

Because the total mass of the system is

$$m = 10 + 15 + 5 + 10 = 40$$

Total mass

the center of mass is

$$\bar{x} = \frac{M_0}{m} = \frac{40}{40} = 1.$$

Center of mass

Note that the point masses will be in equilibrium when the fulcrum is located at  $x = 1$ .

Rather than defining the moment of a mass, you could define the moment of a *force*. In this context, the center of mass is called the **center of gravity**. Consider a system of point masses  $m_1, m_2, \dots, m_n$  that is located at  $x_1, x_2, \dots, x_n$ . Then, because

$$\text{force} = (\text{mass})(\text{acceleration})$$

the total force of the system is

$$F = m_1a + m_2a + \dots + m_na = ma.$$

The **torque** (moment) about the origin is

$$T_0 = (m_1a)x_1 + (m_2a)x_2 + \dots + (m_na)x_n = M_0a$$

and the **center of gravity** is

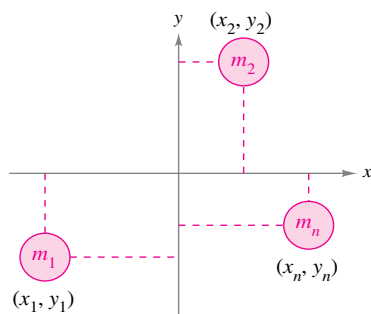
$$\frac{T_0}{F} = \frac{M_0a}{ma} = \frac{M_0}{m} = \bar{x}.$$

So, the center of gravity and the center of mass have the same location.



### Center of Mass in a Two-Dimensional System

You can extend the concept of moment to two dimensions by considering a system of masses located in the  $xy$ -plane at the points  $(x_1, y_1), (x_2, y_2), \dots, (x_n, y_n)$ , as shown in Figure 7.56. Rather than defining a single moment (with respect to the origin), two moments are defined—one with respect to the  $x$ -axis and one with respect to the  $y$ -axis.



In a two-dimensional system, there is a moment about the  $y$ -axis  $M_y$  and a moment about the  $x$ -axis  $M_x$ .

Figure 7.56

#### Moments and Center of Mass: Two-Dimensional System

Let the point masses  $m_1, m_2, \dots, m_n$  be located at  $(x_1, y_1), (x_2, y_2), \dots, (x_n, y_n)$ .

1. The moment about the  $y$ -axis is

$$M_y = m_1x_1 + m_2x_2 + \dots + m_nx_n.$$

2. The moment about the  $x$ -axis is

$$M_x = m_1y_1 + m_2y_2 + \dots + m_ny_n.$$

3. The center of mass  $(\bar{x}, \bar{y})$  (or center of gravity) is

$$\bar{x} = \frac{M_y}{m} \quad \text{and} \quad \bar{y} = \frac{M_x}{m}$$

where

$$m = m_1 + m_2 + \dots + m_n$$

is the **total mass** of the system.

The moment of a system of masses in the plane can be taken about any horizontal or vertical line. In general, the moment about a line is the sum of the product of the masses and the *directed distances* from the points to the line.

Moment =  $m_1(y_1 - b) + m_2(y_2 - b) + \dots + m_n(y_n - b)$     Horizontal line  $y = b$

Moment =  $m_1(x_1 - a) + m_2(x_2 - a) + \dots + m_n(x_n - a)$     Vertical line  $x = a$

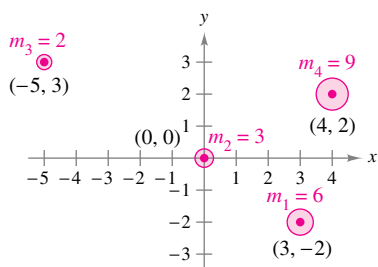


Figure 7.57

#### EXAMPLE 3 The Center of Mass of a Two-Dimensional System

Find the center of mass of a system of point masses  $m_1 = 6, m_2 = 3, m_3 = 2,$  and  $m_4 = 9,$  located at

$(3, -2), (0, 0), (-5, 3),$  and  $(4, 2)$

as shown in Figure 7.57.

#### Solution

$M = 6$	$+ 3$	$+ 2$	$+ 9$	$= 20$	Mass
$M_y = 6(3)$	$+ 3(0)$	$+ 2(-5)$	$+ 9(4) = 44$		Moment about $y$ -axis
$M_x = 6(-2)$	$+ 3(0)$	$+ 2(3)$	$+ 9(2) = 12$		Moment about $x$ -axis

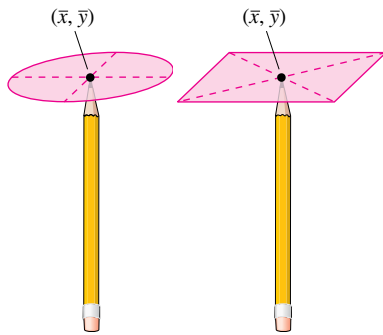
So,

$$\bar{x} = \frac{M_y}{m} = \frac{44}{20} = \frac{11}{5}$$

and

$$\bar{y} = \frac{M_x}{m} = \frac{12}{20} = \frac{3}{5}$$

The center of mass is  $(\frac{11}{5}, \frac{3}{5})$ .



You can think of the center of mass  $(\bar{x}, \bar{y})$  of a lamina as its balancing point. For a circular lamina, the center of mass is the center of the circle. For a rectangular lamina, the center of mass is the center of the rectangle.

Figure 7.58

### Center of Mass of a Planar Lamina

So far in this section, you have assumed the total mass of a system to be distributed at discrete points in a plane or on a line. Now consider a thin, flat plate of material of constant density called a **planar lamina** (see Figure 7.58). **Density** is a measure of mass per unit of volume, such as grams per cubic centimeter. For planar laminas, however, density is considered to be a measure of mass per unit of area. Density is denoted by  $\rho$ , the lowercase Greek letter rho.

Consider an irregularly shaped planar lamina of uniform density  $\rho$ , bounded by the graphs of  $y = f(x)$ ,  $y = g(x)$ , and  $a \leq x \leq b$ , as shown in Figure 7.59. The mass of this region is

$$\begin{aligned} m &= (\text{density})(\text{area}) \\ &= \rho \int_a^b [f(x) - g(x)] dx \\ &= \rho A \end{aligned}$$

where  $A$  is the area of the region. To find the center of mass of this lamina, partition the interval  $[a, b]$  into  $n$  subintervals of equal width  $\Delta x$ . Let  $x_i$  be the center of the  $i$ th subinterval. You can approximate the portion of the lamina lying in the  $i$ th subinterval by a rectangle whose height is  $h = f(x_i) - g(x_i)$ . Because the density of the rectangle is  $\rho$ , its mass is

$$m_i = (\text{density})(\text{area}) = \rho \underbrace{[f(x_i) - g(x_i)]}_{\text{Height}} \underbrace{\Delta x}_{\text{Width}}$$

Density

Now, considering this mass to be located at the center  $(x_i, y_i)$  of the rectangle, the directed distance from the  $x$ -axis to  $(x_i, y_i)$  is  $y_i = [f(x_i) + g(x_i)]/2$ . So, the moment of  $m_i$  about the  $x$ -axis is

$$\begin{aligned} \text{Moment} &= (\text{mass})(\text{distance}) \\ &= m_i y_i \\ &= \rho [f(x_i) - g(x_i)] \Delta x \left[ \frac{f(x_i) + g(x_i)}{2} \right]. \end{aligned}$$

Summing the moments and taking the limit as  $n \rightarrow \infty$  suggest the definitions below.

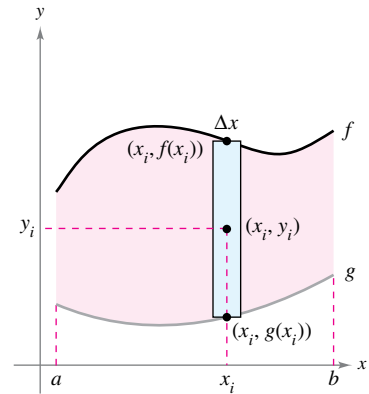
#### Moments and Center of Mass of a Planar Lamina

Let  $f$  and  $g$  be continuous functions such that  $f(x) \geq g(x)$  on  $[a, b]$ , and consider the planar lamina of uniform density  $\rho$  bounded by the graphs of  $y = f(x)$ ,  $y = g(x)$ , and  $a \leq x \leq b$ .

- The moments about the  $x$ - and  $y$ -axes are

$$\begin{aligned} M_x &= \rho \int_a^b \left[ \frac{f(x) + g(x)}{2} \right] [f(x) - g(x)] dx \\ M_y &= \rho \int_a^b x [f(x) - g(x)] dx. \end{aligned}$$

- The center of mass  $(\bar{x}, \bar{y})$  is given by  $\bar{x} = \frac{M_y}{m}$  and  $\bar{y} = \frac{M_x}{m}$ , where  $m = \rho \int_a^b [f(x) - g(x)] dx$  is the mass of the lamina.



Planar lamina of uniform density  $\rho$   
Figure 7.59

**EXAMPLE 4** The Center of Mass of a Planar Lamina

•••▶ See [LarsonCalculus.com](#) for an interactive version of this type of example.

Find the center of mass of the lamina of uniform density  $\rho$  bounded by the graph of  $f(x) = 4 - x^2$  and the  $x$ -axis.

**Solution** Because the center of mass lies on the axis of symmetry, you know that  $\bar{x} = 0$ . Moreover, the mass of the lamina is

$$\begin{aligned} m &= \rho \int_{-2}^2 (4 - x^2) dx \\ &= \rho \left[ 4x - \frac{x^3}{3} \right]_{-2}^2 \\ &= \frac{32\rho}{3}. \end{aligned}$$

To find the moment about the  $x$ -axis, place a representative rectangle in the region, as shown in the figure at the right. The distance from the  $x$ -axis to the center of this rectangle is

$$y_i = \frac{f(x)}{2} = \frac{4 - x^2}{2}.$$

Because the mass of the representative rectangle is

$$\rho f(x) \Delta x = \rho(4 - x^2) \Delta x$$

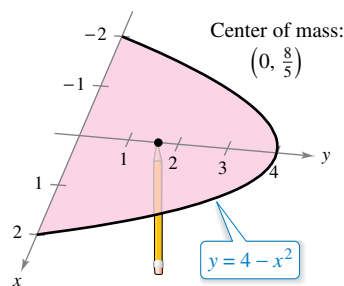
you have

$$\begin{aligned} M_x &= \rho \int_{-2}^2 \frac{4 - x^2}{2} (4 - x^2) dx \\ &= \frac{\rho}{2} \int_{-2}^2 (16 - 8x^2 + x^4) dx \\ &= \frac{\rho}{2} \left[ 16x - \frac{8x^3}{3} + \frac{x^5}{5} \right]_{-2}^2 \\ &= \frac{256\rho}{15} \end{aligned}$$

and  $\bar{y}$  is

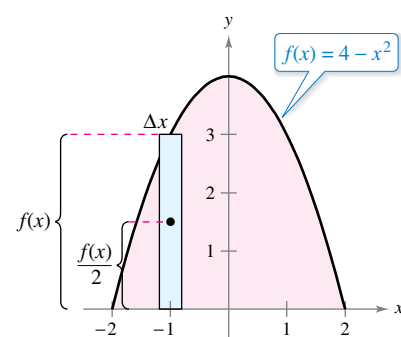
$$\bar{y} = \frac{M_x}{m} = \frac{256\rho/15}{32\rho/3} = \frac{8}{5}.$$

So, the center of mass (the balancing point) of the lamina is  $(0, \frac{8}{5})$ , as shown in Figure 7.60. ■



The center of mass is the balancing point.

**Figure 7.60**



The density  $\rho$  in Example 4 is a common factor of both the moments and the mass, and as such divides out of the quotients representing the coordinates of the center of mass. So, the center of mass of a lamina of *uniform* density depends only on the shape of the lamina and not on its density. For this reason, the point

$$(\bar{x}, \bar{y}) \quad \text{Center of mass or centroid}$$

is sometimes called the center of mass of a *region* in the plane, or the **centroid** of the region. In other words, to find the centroid of a region in the plane, you can assume that the region has a constant density of  $\rho = 1$  and therefore the mass of the region is equal to the area  $A$ , or  $m = A$ . Then you can calculate the corresponding center of mass, as shown in the next two examples.

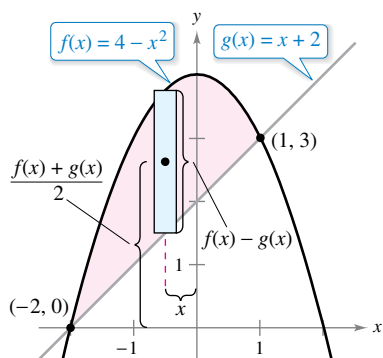


Figure 7.61

### EXAMPLE 5 The Centroid of a Plane Region

Find the centroid of the region bounded by the graphs of  $f(x) = 4 - x^2$  and  $g(x) = x + 2$ .

**Solution** The two graphs intersect at the points  $(-2, 0)$  and  $(1, 3)$ , as shown in Figure 7.61. So, the area of the region is

$$A = \int_{-2}^1 [f(x) - g(x)] dx = \int_{-2}^1 (2 - x - x^2) dx = \frac{9}{2}.$$

The centroid  $(\bar{x}, \bar{y})$  of the region has the following coordinates.

$$\begin{aligned} \bar{x} &= \frac{1}{A} \int_{-2}^1 x[(4 - x^2) - (x + 2)] dx \\ &= \frac{2}{9} \int_{-2}^1 (-x^3 - x^2 + 2x) dx \\ &= \frac{2}{9} \left[ -\frac{x^4}{4} - \frac{x^3}{3} + x^2 \right]_{-2}^1 \\ &= -\frac{1}{2} \\ \bar{y} &= \frac{1}{A} \int_{-2}^1 \left[ \frac{(4 - x^2) + (x + 2)}{2} \right] [(4 - x^2) - (x + 2)] dx \\ &= \frac{2}{9} \left( \frac{1}{2} \right) \int_{-2}^1 (-x^2 + x + 6)(-x^2 - x + 2) dx \\ &= \frac{1}{9} \int_{-2}^1 (x^4 - 9x^2 - 4x + 12) dx \\ &= \frac{1}{9} \left[ \frac{x^5}{5} - 3x^3 - 2x^2 + 12x \right]_{-2}^1 \\ &= \frac{12}{5} \end{aligned}$$

So, the centroid of the region is  $(\bar{x}, \bar{y}) = \left(-\frac{1}{2}, \frac{12}{5}\right)$ . ■

For simple plane regions, you may be able to find the centroids without resorting to integration.

### EXAMPLE 6 The Centroid of a Simple Plane Region

Find the centroid of the region shown in Figure 7.62(a).

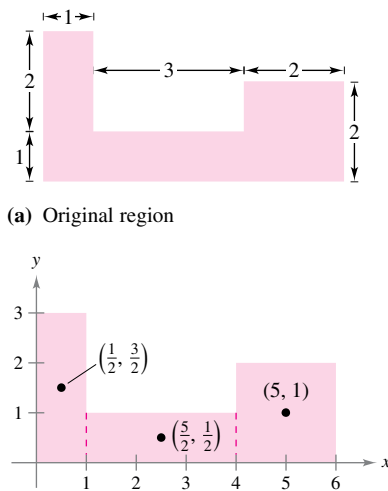
**Solution** By superimposing a coordinate system on the region, as shown in Figure 7.62(b), you can locate the centroids of the three rectangles at

$$\left(\frac{1}{2}, \frac{3}{2}\right), \quad \left(\frac{5}{2}, \frac{1}{2}\right), \quad \text{and} \quad (5, 1).$$

Using these three points, you can find the centroid of the region.

$$\begin{aligned} A &= \text{area of region} = 3 + 3 + 4 = 10 \\ \bar{x} &= \frac{(1/2)(3) + (5/2)(3) + (5)(4)}{10} = \frac{29}{10} = 2.9 \\ \bar{y} &= \frac{(3/2)(3) + (1/2)(3) + (1)(4)}{10} = \frac{10}{10} = 1 \end{aligned}$$

So, the centroid of the region is  $(2.9, 1)$ . Notice that  $(2.9, 1)$  is not the “average” of  $\left(\frac{1}{2}, \frac{3}{2}\right)$ ,  $\left(\frac{5}{2}, \frac{1}{2}\right)$ , and  $(5, 1)$ . ■

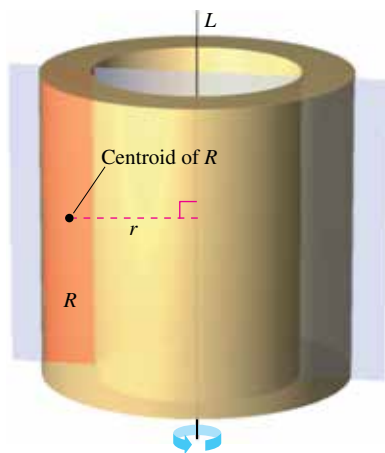


(b) The centroids of the three rectangles

Figure 7.62

## Theorem of Pappus

The final topic in this section is a useful theorem credited to Pappus of Alexandria (ca. 300 A.D.), a Greek mathematician whose eight-volume *Mathematical Collection* is a record of much of classical Greek mathematics. You are asked to prove this theorem in Section 14.4.



The volume  $V$  is  $2\pi rA$ , where  $A$  is the area of region  $R$ .

Figure 7.63

### THEOREM 7.1 The Theorem of Pappus

Let  $R$  be a region in a plane and let  $L$  be a line in the same plane such that  $L$  does not intersect the interior of  $R$ , as shown in Figure 7.63. If  $r$  is the distance between the centroid of  $R$  and the line, then the volume  $V$  of the solid of revolution formed by revolving  $R$  about the line is

$$V = 2\pi rA$$

where  $A$  is the area of  $R$ . (Note that  $2\pi r$  is the distance traveled by the centroid as the region is revolved about the line.)


The Theorem of Pappus can be used to find the volume of a torus, as shown in the next example. Recall that a torus is a doughnut-shaped solid formed by revolving a circular region about a line that lies in the same plane as the circle (but does not intersect the circle).

### EXAMPLE 7 Finding Volume by the Theorem of Pappus

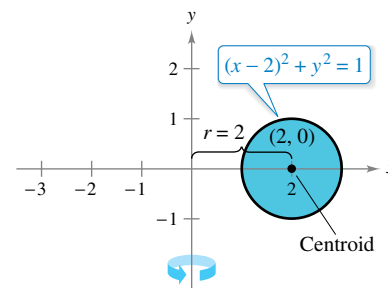
Find the volume of the torus shown in Figure 7.64(a), which was formed by revolving the circular region bounded by

$$(x - 2)^2 + y^2 = 1$$

about the  $y$ -axis, as shown in Figure 7.64(b).



Torus



(b)

(a)  
Figure 7.64

### Exploration

Use the shell method to show that the volume of the torus in Example 7 is

$$V = \int_1^3 4\pi x \sqrt{1 - (x - 2)^2} dx.$$

Evaluate this integral using a graphing utility. Does your answer agree with the one in Example 7?

**Solution** In Figure 7.64(b), you can see that the centroid of the circular region is  $(2, 0)$ . So, the distance between the centroid and the axis of revolution is

$$r = 2.$$

Because the area of the circular region is  $A = \pi$ , the volume of the torus is

$$\begin{aligned} V &= 2\pi rA \\ &= 2\pi(2)(\pi) \\ &= 4\pi^2 \\ &\approx 39.5. \end{aligned}$$

# 7.6 Exercises

See [CalcChat.com](http://CalcChat.com) for tutorial help and worked-out solutions to odd-numbered exercises.

### CONCEPT CHECK

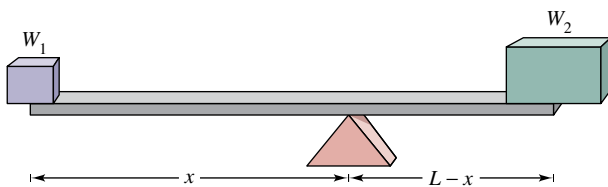
- Mass and Weight** How are mass and weight related?
- Moment** The equation for the moment about the origin of a one-dimensional system is  $M_0 = 5(-3) + 2(-1) + 1(1) + 5(2) + 1(6)$ . Is the system in equilibrium? Explain.
- Planar Lamina** What is a planar lamina? Describe what the center of mass of a lamina represents.
- Theorem of Pappus** Explain why the Theorem of Pappus is useful.



**Center of Mass of a Linear System** In Exercises 5–8, find the center of mass of the given system of point masses lying on the  $x$ -axis.

- $m_1 = 7, m_2 = 3, m_3 = 5$   
 $x_1 = -5, x_2 = 0, x_3 = 3$
- $m_1 = 0.1, m_2 = 0.2, m_3 = 0.2, m_4 = 0.5$   
 $x_1 = 1, x_2 = 2, x_3 = 3, x_4 = 4$
- $m_1 = 1, m_2 = 3, m_3 = 2, m_4 = 9, m_5 = 5$   
 $x_1 = 6, x_2 = 10, x_3 = 3, x_4 = 2, x_5 = 4$
- $m_1 = 8, m_2 = 5, m_3 = 5, m_4 = 12, m_5 = 2$   
 $x_1 = -2, x_2 = 6, x_3 = 0, x_4 = 3, x_5 = -5$

**Equilibrium of a Linear System** In Exercises 9 and 10, consider a beam of length  $L$  with a fulcrum  $x$  feet from one end (see figure). There are objects with weights  $W_1$  and  $W_2$  placed on opposite ends of the beam, where  $W_1 < W_2$ . Find  $x$  such that the system is in equilibrium.



- Two children weighing 48 pounds and 72 pounds are going to play on a seesaw that is 10 feet long.
- In order to move a 600-pound rock, a person weighing 200 pounds wants to balance it on a beam that is 5 feet long.



**Center of Mass of a Two-Dimensional System** In Exercises 11–14, find the center of mass of the given system of point masses.

- |              |        |         |         |
|--------------|--------|---------|---------|
| $m_i$        | 5      | 1       | 3       |
| $(x_i, y_i)$ | (2, 2) | (-3, 1) | (1, -4) |
- |              |          |        |         |
|--------------|----------|--------|---------|
| $m_i$        | 8        | 1      | 4       |
| $(x_i, y_i)$ | (-3, -1) | (0, 0) | (-1, 2) |

13.

$m_i$	12	6	4.5	15
$(x_i, y_i)$	(2, 3)	(-1, 5)	(6, 8)	(2, -2)

14.

$m_i$	3	4	2	1	6
$(x_i, y_i)$	(-2, -3)	(5, 5)	(7, 1)	(0, 0)	(-3, 0)



**Center of Mass of a Planar Lamina** In Exercises 15–28, find  $M_x$ ,  $M_y$ , and  $(\bar{x}, \bar{y})$  for the lamina of uniform density  $\rho$  bounded by the graphs of the equations.

- $y = \frac{1}{2}x, y = 0, x = 2$
- $y = 6 - x, y = 0, x = 0$
- $y = \sqrt{x}, y = 0, x = 4$
- $y = \frac{1}{3}x^2, y = 0, x = 2$
- $y = x^2, y = x^3$
- $y = \sqrt{x}, y = \frac{1}{2}x$
- $y = -x^2 + 4x + 2, y = x + 2$
- $y = \sqrt{x} + 1, y = \frac{1}{3}x + 1$
- $y = x^{2/3}, y = 0, x = 8$
- $y = x^{2/3}, y = 4$
- $x = 4 - y^2, x = 0$
- $x = 3y - y^2, x = 0$
- $x = -y, x = 2y - y^2$
- $x = y + 2, x = y^2$


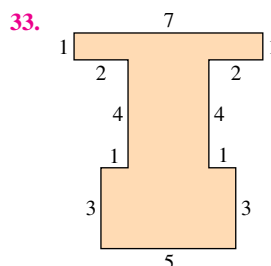
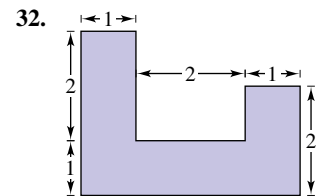
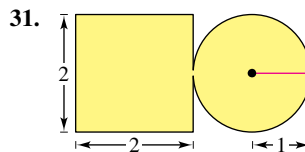


**Approximating a Centroid Using Technology** In Exercises 29 and 30, use a graphing utility to graph the region bounded by the graphs of the equations. Use the integration capabilities of the graphing utility to approximate the centroid of the region.

- $y = 5\sqrt[3]{400 - x^2}, y = 0$
- $y = \frac{8}{x^2 + 4}, y = 0, x = -2, x = 2$



**Finding the Center of Mass** In Exercises 31–34, introduce an appropriate coordinate system and find the center of mass of the planar lamina. (The answer depends on the position of the coordinate system.)



35. **Finding the Center of Mass** Find the center of mass of the lamina in Exercise 31 when the circular portion of the lamina has twice the density of the square portion of the lamina.
36. **Finding the Center of Mass** Find the center of mass of the lamina in Exercise 31 when the square portion of the lamina has twice the density of the circular portion of the lamina.



**Finding Volume by the Theorem of Pappus** In Exercises 37–40, use the Theorem of Pappus to find the volume of the solid of revolution.

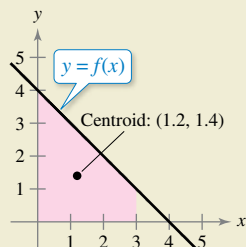
37. The torus formed by revolving the circular region bounded by  $(x - 5)^2 + y^2 = 16$  about the  $y$ -axis
38. The torus formed by revolving the circular region bounded by  $x^2 + (y - 3)^2 = 4$  about the  $x$ -axis
39. The solid formed by revolving the region bounded by the graphs of  $y = x$ ,  $y = 4$ , and  $x = 0$  about the  $x$ -axis
40. The solid formed by revolving the region bounded by the graphs of  $y = 2\sqrt{x - 2}$ ,  $y = 0$ , and  $x = 6$  about the  $y$ -axis

**EXPLORING CONCEPTS**

41. **Center of Mass** What happens to the center of mass of a linear system when each point mass is translated  $k$  units horizontally? Explain.
42. **Centroid** Explain why the centroid of a rectangle is the center of a rectangle.
43. **Center of Mass** Use rectangles to create a region such that the center of mass lies outside of the region. Verify algebraically that the center of mass lies outside of the region.



44. **HOW DO YOU SEE IT?** The centroid of the plane region bounded by the graphs of  $y = f(x)$ ,  $y = 0$ ,  $x = 0$ , and  $x = 3$  is  $(1.2, 1.4)$ . Without integrating, find the centroid of each of the regions bounded by the graphs of the following sets of equations. Explain your reasoning.



- (a)  $y = f(x) + 2$ ,  $y = 2$ ,  $x = 0$ , and  $x = 3$
- (b)  $y = f(x - 2)$ ,  $y = 0$ ,  $x = 2$ , and  $x = 5$
- (c)  $y = -f(x)$ ,  $y = 0$ ,  $x = 0$ , and  $x = 3$

**Centroid of a Common Region** In Exercises 45–50, find and/or verify the centroid of the common region used in engineering.

45. **Triangle** Show that the centroid of the triangle with vertices  $(-a, 0)$ ,  $(a, 0)$ , and  $(b, c)$  is the point of intersection of the medians (see figure).

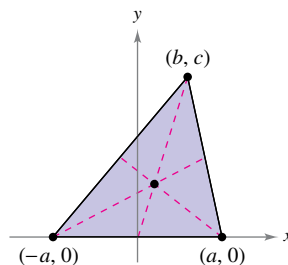


Figure for 45

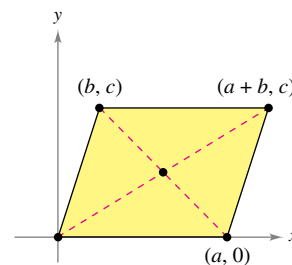


Figure for 46

46. **Parallelogram** Show that the centroid of the parallelogram with vertices  $(0, 0)$ ,  $(a, 0)$ ,  $(b, c)$ , and  $(a + b, c)$  is the point of intersection of the diagonals (see figure).
47. **Trapezoid** Find the centroid of the trapezoid with vertices  $(0, 0)$ ,  $(0, a)$ ,  $(c, b)$ , and  $(c, 0)$ . Show that it is the intersection of the line connecting the midpoints of the parallel sides and the line connecting the extended parallel sides, as shown in the figure.

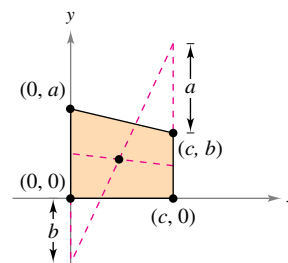


Figure for 47

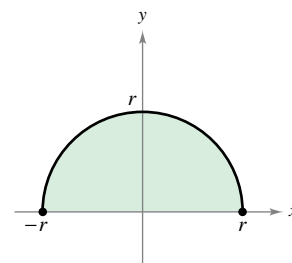


Figure for 48

48. **Semicircle** Find the centroid of the region bounded by the graphs of  $y = \sqrt{r^2 - x^2}$  and  $y = 0$  (see figure).
49. **Semiellipse** Find the centroid of the region bounded by the graphs of  $y = \frac{b}{a}\sqrt{a^2 - x^2}$  and  $y = 0$  (see figure).

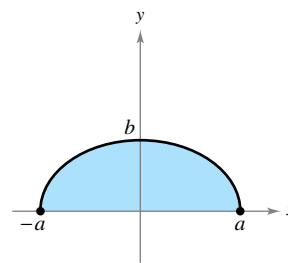


Figure for 49

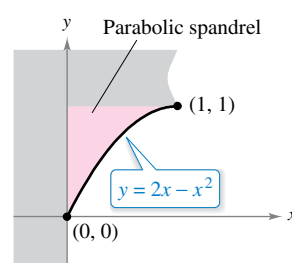


Figure for 50

50. **Parabolic Spandrel** Find the centroid of the parabolic spandrel shown in the figure.

**51. Graphical Reasoning** Consider the region bounded by the graphs of  $y = x^2$  and  $y = b$ , where  $b > 0$ .

- (a) Sketch a graph of the region.
- (b) Set up the integral for finding  $M_y$ . Because of the form of the integrand, the value of the integral can be obtained without integrating. What is the form of the integrand? What is the value of the integral and what is the value of  $\bar{x}$ ?
- (c) Use the graph in part (a) to determine whether  $\bar{y} > \frac{b}{2}$  or  $\bar{y} < \frac{b}{2}$ . Explain.
- (d) Use integration to verify your answer in part (c).

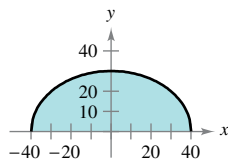
**52. Graphical and Numerical Reasoning** Consider the region bounded by the graphs of  $y = x^{2n}$  and  $y = b$ , where  $b > 0$  and  $n$  is a positive integer.

- (a) Sketch a graph of the region.
- (b) Set up the integral for finding  $M_y$ . Because of the form of the integrand, the value of the integral can be obtained without integrating. What is the form of the integrand? What is the value of the integral and what is the value of  $\bar{x}$ ?
- (c) Use the graph in part (a) to determine whether  $\bar{y} > \frac{b}{2}$  or  $\bar{y} < \frac{b}{2}$ . Explain.
- (d) Use integration to find  $\bar{y}$  as a function of  $n$ .
- (e) Use the result of part (d) to complete the table.

$n$	1	2	3	4
$\bar{y}$				

- (f) Find  $\lim_{n \rightarrow \infty} \bar{y}$ .
- (g) Give a geometric explanation of the result in part (f).

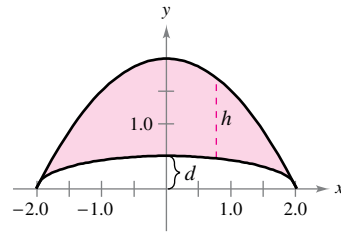
**53. Modeling Data** The manufacturer of glass for a window in a conversion van needs to approximate the center of mass of the glass. A coordinate system is superimposed on a prototype of the glass (see figure). The measurements (in centimeters) for the right half of the symmetric piece of glass are listed in the table.



$x$	0	10	20	30	40
$y$	30	29	26	20	0

- (a) Use the regression capabilities of a graphing utility to find a fourth-degree polynomial model for the glass.
- (b) Use the integration capabilities of a graphing utility and the model to approximate the center of mass of the glass.

**54. Modeling Data** The manufacturer of a boat needs to approximate the center of mass of a section of the hull. A coordinate system is superimposed on a prototype (see figure). The measurements (in feet) for the right half of the symmetric prototype are listed in the table.



$x$	0	0.5	1.0	1.5	2
$h$	1.50	1.45	1.30	0.99	0
$d$	0.50	0.48	0.43	0.33	0

- (a) Use the regression capabilities of a graphing utility to find fourth-degree polynomial models for both curves shown in the figure.
- (b) Use the integration capabilities of a graphing utility and the models to approximate the center of mass of the hull section.

**Second Theorem of Pappus** In Exercises 55 and 56, use the *Second Theorem of Pappus*, which is stated as follows. If a segment of a plane curve  $C$  is revolved about an axis that does not intersect the curve (except possibly at its endpoints), then the area  $S$  of the resulting surface of revolution is equal to the product of the length of  $C$  times the distance  $d$  traveled by the centroid of  $C$ .

- 55. Find the area of the surface formed by revolving the graph of  $y = 3 - x$ ,  $0 \leq x \leq 3$ , about the  $y$ -axis.
- 56. A torus is formed by revolving the graph of  $(x - 1)^2 + y^2 = 1$  about the  $y$ -axis. Find the surface area of the torus.
- 57. **Finding a Centroid** Let  $n \geq 1$  be constant, and consider the region bounded by  $f(x) = x^n$ , the  $x$ -axis, and  $x = 1$ . Find the centroid of this region. As  $n \rightarrow \infty$ , what does the region look like, and where is its centroid?

**58. Finding a Centroid** Consider the functions

$$f(x) = x^n \quad \text{and} \quad g(x) = x^m$$

on the interval  $[0, 1]$ , where  $m$  and  $n$  are positive integers and  $n > m$ . Find the centroid of the region bounded by  $f$  and  $g$ .

**PUTNAM EXAM CHALLENGE**

59. Let  $V$  be the region in the cartesian plane consisting of all points  $(x, y)$  satisfying the simultaneous conditions  $|x| \leq y \leq |x| + 3$  and  $y \leq 4$ . Find the centroid  $(\bar{x}, \bar{y})$  of  $V$ .

This problem was composed by the Committee on the Putnam Prize Competition. © The Mathematical Association of America. All rights reserved.



## 7.7 Fluid Pressure and Fluid Force

### Find fluid pressure and fluid force.

### Fluid Pressure and Fluid Force

Swimmers know that the deeper an object is submerged in a fluid, the greater the pressure on the object. **Pressure** is defined as the force per unit of area over the surface of a body. For example, because a column of water that is 10 feet in height and 1 inch square weighs 4.3 pounds, the *fluid pressure* at a depth of 10 feet of water is 4.3 pounds per square inch.\* At 20 feet, this would increase to 8.6 pounds per square inch, and in general the pressure is proportional to the depth of the object in the fluid.



#### BLAISE PASCAL (1623–1662)

Pascal is well known for his work in many areas of mathematics and physics, and also for his influence on Leibniz. Although much of Pascal's work in calculus was intuitive and lacked the rigor of modern mathematics, he nevertheless anticipated many important results.

See *LarsonCalculus.com* to read more of this biography.

#### Definition of Fluid Pressure

The **pressure**  $P$  on an object at depth  $h$  in a liquid is

$$P = wh$$

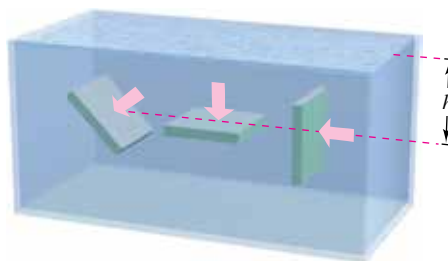
where  $w$  is the weight-density of the liquid per unit of volume.

Below are some common weight-densities of fluids in pounds per cubic foot.

Ethyl alcohol	49.4
Gasoline	41.0–43.0
Glycerin	78.6
Kerosene	51.2
Mercury	849.0
Seawater	64.0
Water	62.4

When calculating fluid pressure, you can use an important (and rather surprising) physical law called **Pascal's Principle**, named after the French mathematician Blaise Pascal. Pascal's Principle states that the pressure exerted by a fluid at a depth  $h$  is transmitted equally *in all directions*. For example, in Figure 7.65, the pressure at the indicated depth is the same for all three objects. Because fluid pressure is given in terms of force per unit area ( $P = F/A$ ), the fluid force on a *submerged horizontal* surface of area  $A$  is

$$\text{Fluid force} = F = PA = (\text{pressure})(\text{area}).$$

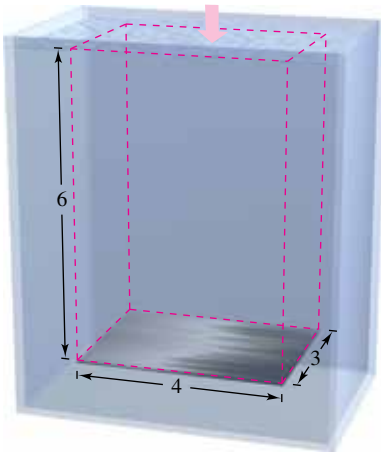


The pressure at  $h$  is the same for all three objects.

**Figure 7.65**

\* The total pressure on an object in 10 feet of water would also include the pressure due to Earth's atmosphere. At sea level, atmospheric pressure is approximately 14.7 pounds per square inch.

**EXAMPLE 1** Fluid Force on a Submerged Sheet



The fluid force on a horizontal metal sheet is equal to the fluid pressure times the area.

**Figure 7.66**

Find the fluid force on a rectangular metal sheet measuring 3 feet by 4 feet that is submerged in 6 feet of water, as shown in Figure 7.66.

**Solution** Because the weight-density of water is 62.4 pounds per cubic foot and the sheet is submerged in 6 feet of water, the fluid pressure is

$$P = (62.4)(6) \qquad P = wh$$

$$= 374.4 \text{ pounds per square foot.}$$

Because the total area of the sheet is  $A = (3)(4) = 12$  square feet, the fluid force is

$$F = PA$$

$$= \left( 374.4 \frac{\text{pounds}}{\text{square foot}} \right) (12 \text{ square feet})$$

$$= 4492.8 \text{ pounds.}$$

This result is independent of the size of the body of water. The fluid force would be the same in a swimming pool or lake. ■

In Example 1, the fact that the sheet is rectangular and horizontal means that you do not need the methods of calculus to solve the problem. Consider a surface that is submerged vertically in a fluid. This problem is more difficult because the pressure is not constant over the surface.

Consider a vertical plate that is submerged in a fluid of weight-density  $w$  (per unit of volume), as shown in Figure 7.67. To determine the total force against *one side* of the region from depth  $c$  to depth  $d$ , you can subdivide the interval  $[c, d]$  into  $n$  subintervals, each of width  $\Delta y$ . Next, consider the representative rectangle of width  $\Delta y$  and length  $L(y_i)$ , where  $y_i$  is in the  $i$ th subinterval. The force against this representative rectangle is

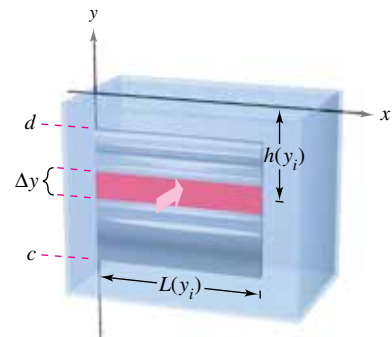
$$\Delta F_i = w(\text{depth})(\text{area})$$

$$= wh(y_i)L(y_i)\Delta y.$$

The force against  $n$  such rectangles is

$$\sum_{i=1}^n \Delta F_i = w \sum_{i=1}^n h(y_i)L(y_i)\Delta y.$$

Note that  $w$  is considered to be constant and is factored out of the summation. Therefore, taking the limit as  $\|\Delta\| \rightarrow 0$  ( $n \rightarrow \infty$ ) suggests the next definition.



Calculus methods must be used to find the fluid force on a vertical metal plate.

**Figure 7.67**

**Definition of Force Exerted by a Fluid**

The **force  $F$  exerted by a fluid** of constant weight-density  $w$  (per unit of volume) against a submerged vertical plane region from  $y = c$  to  $y = d$  is

$$F = w \lim_{\|\Delta\| \rightarrow 0} \sum_{i=1}^n h(y_i)L(y_i)\Delta y$$

$$= w \int_c^d h(y)L(y) dy$$

where  $h(y)$  is the depth of the fluid at  $y$  and  $L(y)$  is the horizontal length of the region at  $y$ .

**EXAMPLE 2** Fluid Force on a Vertical Surface

•••▶ See [LarsonCalculus.com](http://LarsonCalculus.com) for an interactive version of this type of example.

A vertical gate in a dam has the shape of an isosceles trapezoid 8 feet across the top and 6 feet across the bottom, with a height of 5 feet, as shown in Figure 7.68(a). What is the fluid force on the gate when the top of the gate is 4 feet below the surface of the water?

**Solution** In setting up a mathematical model for this problem, you are at liberty to locate the  $x$ - and  $y$ -axes in several different ways. A convenient approach is to let the  $y$ -axis bisect the gate and place the  $x$ -axis at the surface of the water, as shown in Figure 7.68(b). So, the depth of the water at  $y$  in feet is

$$\text{Depth} = h(y) = -y.$$

To find the length  $L(y)$  of the region at  $y$ , find the equation of the line forming the right side of the gate. Because this line passes through the points  $(3, -9)$  and  $(4, -4)$ , its equation is

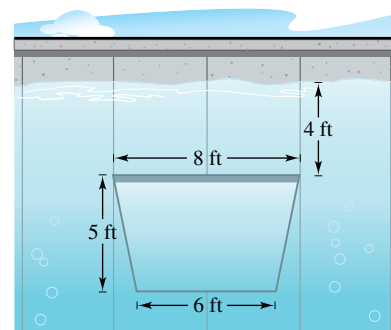
$$\begin{aligned} y - (-9) &= \frac{-4 - (-9)}{4 - 3}(x - 3) \\ y + 9 &= 5(x - 3) \\ y &= 5x - 24 \\ x &= \frac{y + 24}{5}. \end{aligned}$$

In Figure 7.68(b), you can see that the length of the region at  $y$  is

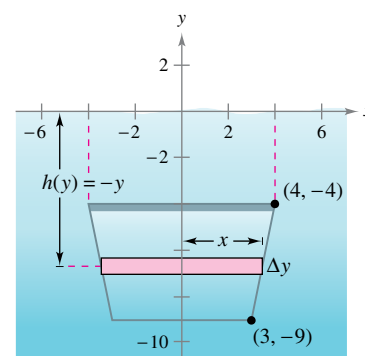
$$\text{Length} = 2x = \frac{2}{5}(y + 24) = L(y).$$

Finally, by integrating from  $y = -9$  to  $y = -4$ , you can calculate the fluid force to be

$$\begin{aligned} F &= w \int_c^d h(y)L(y) \, dy \\ &= 62.4 \int_{-9}^{-4} (-y) \left( \frac{2}{5} \right) (y + 24) \, dy \\ &= -62.4 \left( \frac{2}{5} \right) \int_{-9}^{-4} (y^2 + 24y) \, dy \\ &= -62.4 \left( \frac{2}{5} \right) \left[ \frac{y^3}{3} + 12y^2 \right]_{-9}^{-4} \\ &= -62.4 \left( \frac{2}{5} \right) \left( \frac{-1675}{3} \right) \\ &= 13,936 \text{ pounds.} \end{aligned}$$



(a) Water gate in a dam

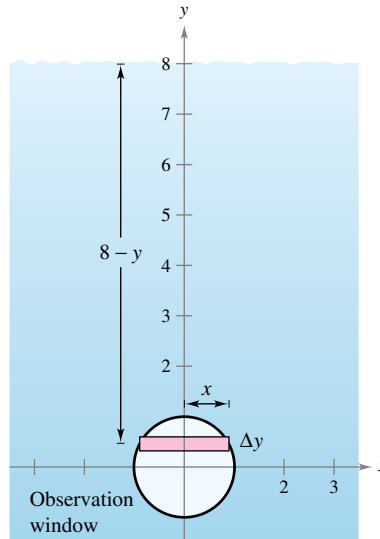


(b) The fluid force against the gate  
**Figure 7.68**

In Example 2, the  $x$ -axis coincided with the surface of the water. This was convenient but arbitrary. In choosing a coordinate system to represent a physical situation, you should consider various possibilities. Often you can simplify the calculations in a problem by locating the coordinate system to take advantage of special characteristics of the problem, such as symmetry.


**EXAMPLE 3** Fluid Force on a Vertical Surface

A circular observation window at a seawater aquarium has a radius of 1 foot, and the center of the window is 8 feet below water level, as shown in Figure 7.69. What is the fluid force on the window?



The fluid force on the window

**Figure 7.69**

**Solution** To take advantage of symmetry, locate a coordinate system such that the origin coincides with the center of the window, as shown in Figure 7.69. The depth at  $y$  is then

$$\text{Depth} = h(y) = 8 - y.$$

The horizontal length of the window is  $2x$ , and you can use the equation for the circle,  $x^2 + y^2 = 1$ , to solve for  $x$  as shown.

$$\text{Length} = 2x = 2\sqrt{1 - y^2} = L(y)$$

Finally, because  $y$  ranges from  $-1$  to  $1$ , and using 64 pounds per cubic foot as the weight-density of seawater, you have

$$F = w \int_c^d h(y)L(y) dy = 64 \int_{-1}^1 (8 - y)(2)\sqrt{1 - y^2} dy.$$

Initially it looks as though this integral would be difficult to solve. However, when you break the integral into two parts and apply symmetry, the solution is simpler.

$$F = 64(16) \int_{-1}^1 \sqrt{1 - y^2} dy - 64(2) \int_{-1}^1 y\sqrt{1 - y^2} dy$$

The second integral is 0 (because the integrand is odd and the limits of integration are symmetric with respect to the origin). Moreover, by recognizing that the first integral represents the area of a semicircle of radius 1, you obtain

$$\begin{aligned} F &= 64(16) \left( \frac{\pi}{2} \right) - 64(2)(0) \\ &= 512\pi \\ &\approx 1608.5 \text{ pounds.} \end{aligned}$$

So, the fluid force on the window is about 1608.5 pounds. ■

# 7.7 Exercises

See [CalcChat.com](http://CalcChat.com) for tutorial help and worked-out solutions to odd-numbered exercises.

### CONCEPT CHECK

- Fluid Pressure** Describe fluid pressure in your own words.
- Fluid Pressure** Does fluid pressure change with depth?



**Force on a Submerged Sheet** In Exercises 3–6, the area of the top side of a piece of sheet metal is given. The sheet metal is submerged horizontally in 8 feet of water. Find the fluid force on the top side.

- 3 square feet
- 8 square feet
- 10 square feet
- 25 square feet

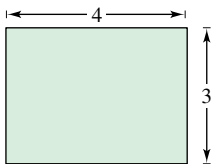
**Force on a Submerged Sheet** In Exercises 7 and 8, the area of the top side of a piece of sheet metal is given. The sheet metal is submerged horizontally in 5 feet of ethyl alcohol. Find the fluid force on the top side.

- 9 square feet
- 14 square feet

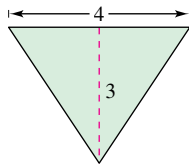


**Fluid Force on a Tank Wall** In Exercises 9–14, find the fluid force on the vertical side of the tank, where the dimensions are given in feet. Assume that the tank is full of water.

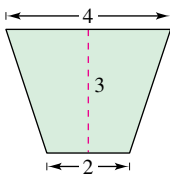
9. Rectangle



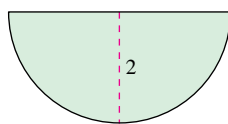
10. Triangle



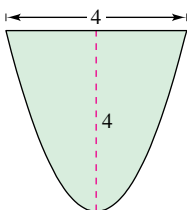
11. Trapezoid



12. Semicircle

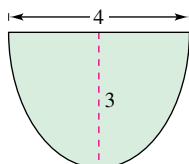


13. Parabola,  $y = x^2$



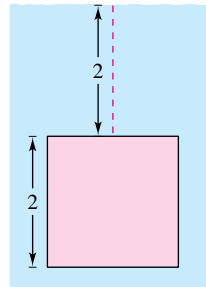
14. Semiellipse,

$$y = -\frac{1}{2}\sqrt{36 - 9x^2}$$

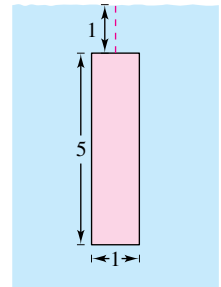


**Fluid Force of Water** In Exercises 15–18, find the fluid force on the vertical plate submerged in water, where the dimensions are given in meters and the weight-density of water is 9800 newtons per cubic meter.

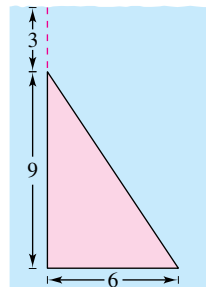
15. Square



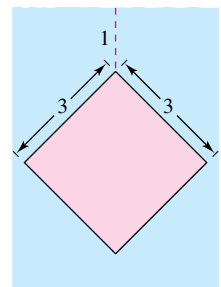
16. Rectangle



17. Triangle

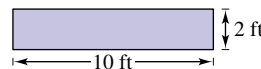


18. Square



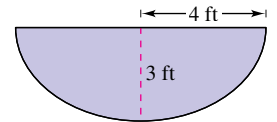
**Force on a Concrete Form** In Exercises 19–22, the figure is the vertical side of a form for poured concrete that weighs 140.7 pounds per cubic foot. Determine the force on this part of the concrete form.

19. Rectangle

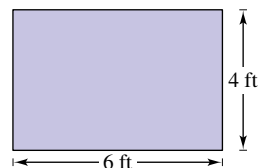


20. Semiellipse,

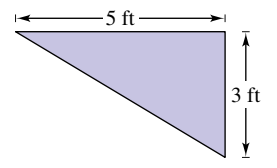
$$y = -\frac{3}{4}\sqrt{16 - x^2}$$



21. Rectangle



22. Triangle



23. **Fluid Force of Gasoline** A cylindrical gasoline tank is placed so that the axis of the cylinder is horizontal. Find the fluid force on a circular end of the tank when the tank is half full, where the diameter is 3 feet and the gasoline weighs 42 pounds per cubic foot.

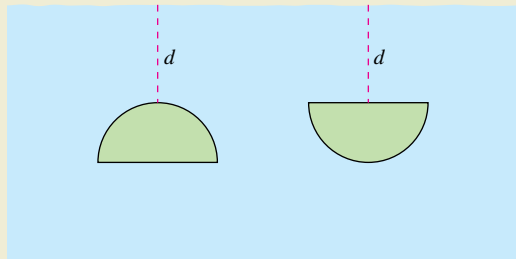
24. **Fluid Force of Gasoline** Repeat Exercise 23 for a tank that is full. (Evaluate one integral by a geometric formula and the other by observing that the integrand is an odd function.)

**EXPLORING CONCEPTS**

25. **Fluid Pressure** Explain why fluid pressure on a surface is calculated using horizontal representative rectangles instead of vertical representative rectangles.
26. **Buoyant Force** Buoyant force is the difference between the fluid forces on the top and bottom sides of a solid. Find an expression for the buoyant force of a rectangular solid submerged in a fluid with its top side parallel to the surface of the fluid.
27. **Think About It** Approximate the depth of the water in the tank in Exercise 9 if the fluid force is one-half as great as when the tank is full. Explain why the answer is not  $\frac{3}{2}$ .



28. **HOW DO YOU SEE IT?** Two identical semicircular windows are placed at the same depth in the vertical wall of an aquarium (see figure). Which is subjected to the greater fluid force? Explain.

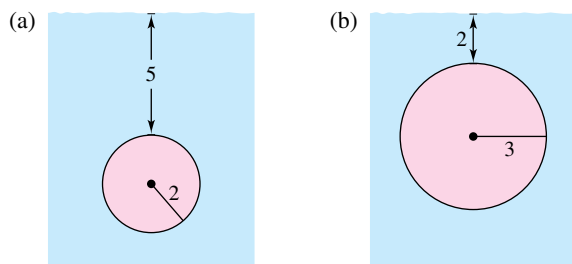


29. **Fluid Force on a Circular Plate** A circular plate of radius  $r$  feet is submerged vertically in a tank of fluid that weighs  $w$  pounds per cubic foot. The center of the circle is  $k$  feet below the surface of the fluid, where  $k > r$ . Show that the fluid force on the surface of the plate is

$$F = wk(\pi r^2).$$

(Evaluate one integral by a geometric formula and the other by observing that the integrand is an odd function.)

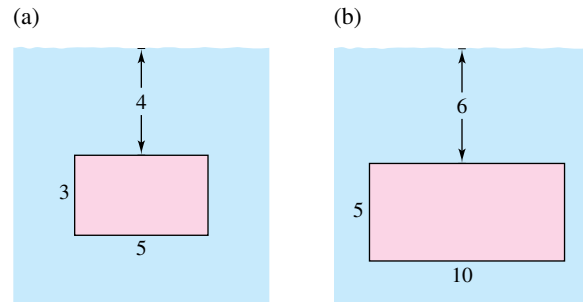
30. **Fluid Force on a Circular Plate** Use the result of Exercise 29 to find the fluid force on the circular plate shown in each figure. Assume that the tank is filled with water and the measurements are given in feet.



31. **Fluid Force on a Rectangular Plate** A rectangular plate of height  $h$  feet and base  $b$  feet is submerged vertically in a tank of fluid that weighs  $w$  pounds per cubic foot. The center of the rectangle is  $k$  feet below the surface of the fluid, where  $k > h/2$ . Show that the fluid force on the surface of the plate is

$$F = wkhb.$$

32. **Fluid Force on a Rectangular Plate** Use the result of Exercise 31 to find the fluid force on the rectangular plate shown in each figure. Assume that the tank is filled with water and the measurements are given in feet.

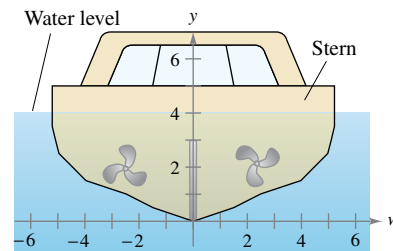


33. **Submarine Porthole** A square porthole on a vertical side of a submarine (submerged in seawater) has an area of 1 square foot. Find the fluid force on the porthole, assuming that the center of the square is 15 feet below the surface.

34. **Submarine Porthole** Repeat Exercise 33 for a circular porthole that has a diameter of 1 foot. The center of the circle is 15 feet below the surface.

35. **Modeling Data** The vertical stern of a boat partially submerged in seawater with a superimposed coordinate system is shown in the figure. The table shows the widths  $w$  of the stern (in feet) at indicated values of  $y$ . Use the Midpoint Rule with  $n = 4$  to approximate the fluid force against the stern.

$y$	0	1	2	3	4
$w$	0	5	9	10.25	10.5



36. **Irrigation Canal Gate** The vertical cross section of an irrigation canal is modeled by

$$f(x) = \frac{5x^2}{x^2 + 4}$$


where  $x$  is measured in feet and  $x = 0$  corresponds to the center of the canal. Use the integration capabilities of a graphing utility to approximate the fluid force against a vertical gate used to stop the flow of water when the water is 3 feet deep.

# Review Exercises

See [CalcChat.com](http://CalcChat.com) for tutorial help and worked-out solutions to odd-numbered exercises.

**Finding the Area of a Region** In Exercises 1–10, sketch the region bounded by the graphs of the equations and find the area of the region.

- $y = 6 - \frac{1}{2}x^2$ ,  $y = \frac{3}{4}x$ ,  $x = -2$ ,  $x = 2$
- $y = \frac{1}{x^2}$ ,  $y = 4$ ,  $x = 5$
- $y = \frac{1}{x^2 + 1}$ ,  $y = 0$ ,  $x = -1$ ,  $x = 1$
- $x = y^2 - 2y$ ,  $x = -1$ ,  $y = 0$
- $y = x$ ,  $y = x^3$
- $x = y^2 + 1$ ,  $x = y + 3$
- $y = e^x$ ,  $y = e^2$ ,  $x = 0$
- $y = \csc x$ ,  $y = 2$ ,  $\frac{\pi}{6} \leq x \leq \frac{5\pi}{6}$
- $y = \sin x$ ,  $y = \cos x$ ,  $\frac{\pi}{4} \leq x \leq \frac{5\pi}{4}$
- $x = \cos y$ ,  $x = \frac{1}{2}$ ,  $\frac{\pi}{3} \leq y \leq \frac{7\pi}{3}$

 **Finding the Area of a Region** In Exercises 11–14, (a) use a graphing utility to graph the region bounded by the graphs of the equations and (b) use the integration capabilities of the graphing utility to approximate the area of the region to four decimal places.

- $y = x^2 - 8x + 3$ ,  $y = 3 + 8x - x^2$
- $y = x^2 - 4x + 3$ ,  $y = x^3$ ,  $x = 0$
- $\sqrt{x} + \sqrt{y} = 1$ ,  $y = 0$ ,  $x = 0$
- $y = x^4 - 2x^2$ ,  $y = 2x^2$

**Integration as an Accumulation Process** In Exercises 15 and 16, find the accumulation function  $F$ . Then evaluate  $F$  at each value of the independent variable and graphically show the area given by each value of the independent variable.

- $F(x) = \int_0^x (3t + 1) dt$   
(a)  $F(0)$  (b)  $F(2)$  (c)  $F(6)$
- $F(x) = \int_{-\pi}^x (2 + \sin t) dt$   
(a)  $F(-\pi)$  (b)  $F(0)$  (c)  $F(2\pi)$

**Revenue** In Exercises 17 and 18, two models  $R_1$  and  $R_2$  are given for revenue (in millions of dollars) for a corporation. Both models are estimates of revenues from 2020 through 2025, with  $t = 0$  corresponding to 2020. Which model projects the greater revenue? How much more total revenue does that model project over the six-year period?

- $R_1 = 2.98 + 0.65t$        $R_2 = 2.98 + 0.56t$
- $R_1 = 4.87 + 0.55t + 0.01t^2$        $R_2 = 4.87 + 0.61t + 0.07t^2$

**Finding the Volume of a Solid** In Exercises 19 and 20, use the disk method to find the volume of the solid generated by revolving the region bounded by the graphs of the equations about the  $x$ -axis.

- $y = \frac{1}{\sqrt{1+x^2}}$ ,  $y = 0$ ,  $x = -1$ ,  $x = 1$
- $y = e^{-x}$ ,  $y = 0$ ,  $x = 0$ ,  $x = 1$

**Finding the Volume of a Solid** In Exercises 21 and 22, use the shell method to find the volume of the solid generated by revolving the region bounded by the graphs of the equations about the  $y$ -axis.

- $y = \frac{1}{x^4 + 1}$ ,  $y = 0$ ,  $x = 0$ ,  $x = 1$
- $y = \frac{1}{x^2}$ ,  $y = 0$ ,  $x = 2$ ,  $x = 5$

**Finding the Volume of a Solid** In Exercises 23 and 24, use the disk method *or* the shell method to find the volumes of the solids generated by revolving the region bounded by the graphs of the equations about the given lines.

- $y = x$ ,  $y = 0$ ,  $x = 3$   
(a) the  $x$ -axis  
(b) the  $y$ -axis  
(c) the line  $x = 3$   
(d) the line  $x = 6$
- $y = \sqrt{x}$ ,  $y = 2$ ,  $x = 0$   
(a) the  $x$ -axis  
(b) the line  $y = 2$   
(c) the  $y$ -axis  
(d) the line  $x = -1$

**25. Gasoline Tank** A gasoline tank is an oblate spheroid generated by revolving the region bounded by the graph of

$$\frac{x^2}{16} + \frac{y^2}{9} = 1$$

about the  $y$ -axis, where  $x$  and  $y$  are measured in feet. How much gasoline can the tank hold?

**26. Using Cross Sections** Find the volume of the solid whose base is bounded by the circle  $x^2 + y^2 = 9$  and whose cross sections perpendicular to the  $x$ -axis are equilateral triangles.

**Finding Arc Length** In Exercises 27 and 28, find the arc length of the graph of the function over the indicated interval.

- $f(x) = \frac{4}{5}x^{5/4}$ ,  $[0, 4]$
- $y = \frac{1}{3}x^{3/2} - 1$ ,  $[2, 6]$

**Finding the Area of a Surface of Revolution** In Exercises 29 and 30, write and evaluate the definite integral that represents the area of the surface generated by revolving the curve on the indicated interval about the  $x$ -axis.

29.  $y = \frac{x^3}{18}, \quad 3 \leq x \leq 6$

30.  $y = \sqrt{25 - x^2}, \quad -4 \leq x \leq 4$

**Finding the Area of a Surface of Revolution** In Exercises 31 and 32, write and evaluate the definite integral that represents the area of the surface generated by revolving the curve on the indicated interval about the  $y$ -axis.

31.  $y = \frac{x^2}{2} + 4, \quad 0 \leq x \leq 2$

32.  $y = \sqrt[3]{x}, \quad 1 \leq x \leq 2$

33. **Hooke's Law** A force of 5 pounds stretches a spring 1 inch from its natural position. Find the work done in stretching the spring from its natural length of 10 inches to a length of 15 inches.

34. **Hooke's Law** A force of 50 pounds stretches a spring 1 inch from its natural position. Find the work done in stretching the spring from its natural length of 10 inches to double that length.

35. **Propulsion** Neglecting air resistance and the weight of the propellant, determine the work done in propelling a five-metric-ton satellite to a height of 200 miles above Earth.

36. **Pumping Water** A water well has an 8-inch diameter and is 190 feet deep. The water is 25 feet from the top of the well. Determine the amount of work done in pumping the well dry.

37. **Winding a Chain** A chain 10 feet long weighs 4 pounds per foot and is hung from a platform 20 feet above the ground. How much work is required to raise the entire chain to the 20-foot level?

38. **Winding a Cable** A 200-foot cable weighing 5 pounds per foot is hanging from a winch 200 feet above ground level. Find the work done in winding up the cable when there is a 300-pound load attached to the end of the cable.

39. **Boyle's Law** A quantity of gas with an initial volume of 1 cubic foot and a pressure of 500 pounds per square foot expands to a volume of 4 cubic feet. Find the work done by the gas. Assume that the pressure is inversely proportional to the volume.

40. **Boyle's Law** A quantity of gas with an initial volume of 2 cubic feet and a pressure of 800 pounds per square foot expands to a volume of 3 cubic feet. Find the work done by the gas. Assume that the pressure is inversely proportional to the volume.

41. **Center of Mass of a Linear System** Find the center of mass of the given system of point masses lying on the  $x$ -axis.

$m_1 = 8, \quad m_2 = 12, \quad m_3 = 6, \quad m_4 = 14$

$x_1 = -1, \quad x_2 = 2, \quad x_3 = 5, \quad x_4 = 7$

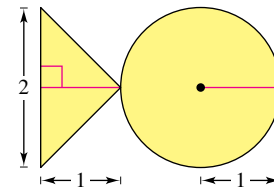
42. **Center of Mass of a Two-Dimensional System** Find the center of mass of the given system of point masses.

$m_i$	3	2	6	9
$(x_i, y_i)$	(2, 1)	(-3, 2)	(4, -1)	(6, 5)

**Center of Mass of a Planar Lamina** In Exercises 43 and 44, find  $M_x, M_y,$  and  $(\bar{x}, \bar{y})$  for the lamina of uniform density  $\rho$  bounded by the graphs of the equations.

43.  $y = x^2, \quad y = 2x + 3$       44.  $y = x^{2/3}, \quad y = \frac{1}{2}x$

45. **Finding the Center of Mass** Introduce an appropriate coordinate system and find the center of mass of the planar lamina. (The answer depends on the position of the coordinate system.)



46. **Finding Volume** Use the Theorem of Pappus to find the volume of the torus formed by revolving the circular region bounded by  $(x - 4)^2 + y^2 = 4$  about the  $y$ -axis.

**Force on a Submerged Sheet** In Exercises 47 and 48, the area of the top side of a piece of sheet metal is given. The sheet metal is submerged horizontally in 3 feet of water. Find the fluid force on the top side.

47. 2 square feet

48. 15 square feet

49. **Fluid Force of Seawater** Find the fluid force on the vertical plate submerged in seawater (see figure).

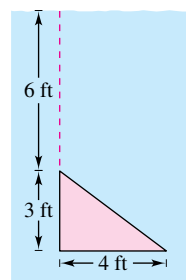


Figure for 49

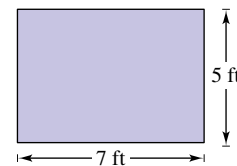


Figure for 50

50. **Force on a Concrete Form** The vertical side of a form for poured concrete that weighs 140.7 pounds per cubic foot is shown in the figure. Determine the force on this part of the concrete form.

51. **Submarine Porthole** A circular porthole on a vertical side of a submarine (submerged in seawater) has a diameter of 3 feet. Find the fluid force on the porthole, assuming that the center of the circle is 1600 feet below the surface.

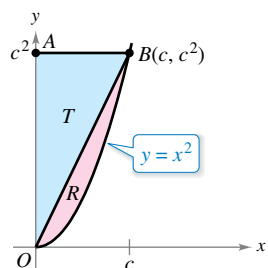


# P.S. Problem Solving

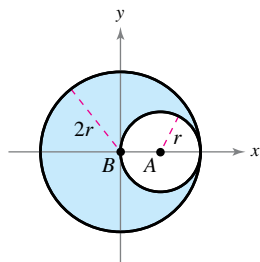
See [CalcChat.com](http://CalcChat.com) for tutorial help and worked-out solutions to odd-numbered exercises.

1. **Finding a Limit** Let  $R$  be the area of the region in the first quadrant bounded by the parabola  $y = x^2$  and the line  $y = cx$ ,  $c > 0$ , as shown in the figure. Let  $T$  be the area of the triangle  $AOB$ . Calculate the limit

$$\lim_{c \rightarrow 0^+} \frac{T}{R}$$

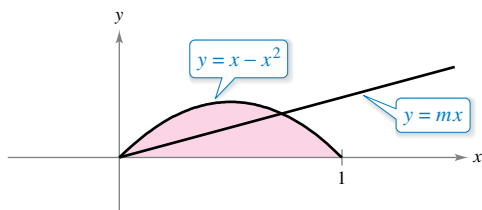


2. **Center of Mass of a Lamina** Let  $L$  be the lamina of uniform density  $\rho = 1$  obtained by removing circle  $A$  of radius  $r$  from circle  $B$  of radius  $2r$  (see figure).



- Show that  $M_x = 0$  for  $L$ .
- Show that  $M_y$  for  $L$  is equal to  $(M_y \text{ for } B) - (M_y \text{ for } A)$ .
- Find  $M_y$  for  $B$  and  $M_y$  for  $A$ . Then use part (b) to compute  $M_y$  for  $L$ .
- What is the center of mass of  $L$ ?

3. **Dividing a Region** Let  $R$  be the region bounded by the parabola  $y = x - x^2$  and the  $x$ -axis (see figure). Find the equation of the line  $y = mx$  that divides this region into two regions of equal area.

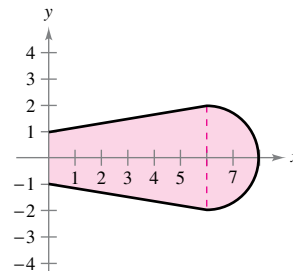


-  4. **Surface Area** Graph the curve

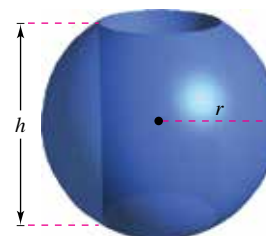
$$8y^2 = x^2(1 - x^2).$$

Use a computer algebra system to find the surface area of the solid of revolution obtained by revolving the curve about the  $y$ -axis.

5. **Centroid** A blade on an industrial fan has the configuration of a semicircle attached to a trapezoid (see figure). Find the centroid of the blade.



6. **Volume** A hole is cut through the center of a sphere of radius  $r$  (see figure). The height of the remaining spherical ring is  $h$ . Find the volume of the ring and show that it is independent of the radius of the sphere.



7. **Volume** A rectangle  $R$  of length  $\ell$  and width  $w$  is revolved about the line  $L$  (see figure). Find the volume of the resulting solid of revolution.

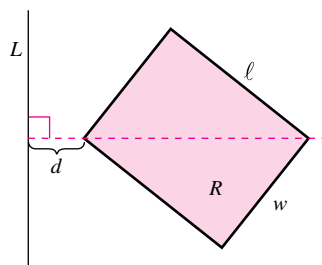


Figure for 7

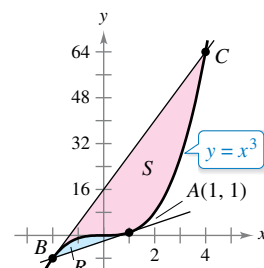


Figure for 8

8. **Comparing Areas of Regions**

- The tangent line to the curve  $y = x^3$  at the point  $A(1, 1)$  intersects the curve at another point  $B$ . Let  $R$  be the area of the region bounded by the curve and the tangent line. The tangent line at  $B$  intersects the curve at another point  $C$  (see figure). Let  $S$  be the area of the region bounded by the curve and this second tangent line. How are the areas  $R$  and  $S$  related?
- Repeat the construction in part (a) by selecting an arbitrary point  $A$  on the curve  $y = x^3$ . Show that the two areas  $R$  and  $S$  are always related in the same way.

- 9. Using Arc Length** The graph of  $y = f(x)$  passes through the origin. The arc length of the curve from  $(0, 0)$  to  $(x, f(x))$  is given by

$$s(x) = \int_0^x \sqrt{1 + e^t} dt.$$

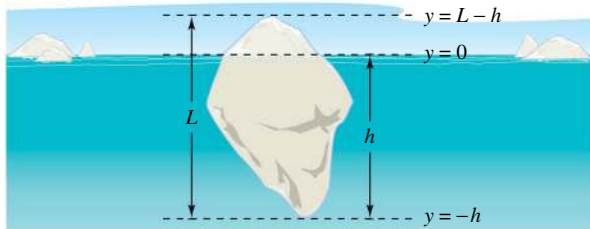
Identify the function  $f$ .

- 10. Using a Function** Let  $f$  be rectifiable on the interval  $[a, b]$ , and let

$$s(x) = \int_a^x \sqrt{1 + [f'(t)]^2} dt.$$

- (a) Find  $\frac{ds}{dx}$ .  
 (b) Find  $ds$  and  $(ds)^2$ .  
 (c) Find  $s(x)$  on  $[1, 3]$  when  $f(t) = t^{3/2}$ .  
 (d) Use the function and interval in part (c) to calculate  $s(2)$  and describe what it signifies.

- 11. Archimedes' Principle** Archimedes' Principle states that the upward or buoyant force on an object within a fluid is equal to the weight of the fluid that the object displaces. For a partially submerged object, you can obtain information about the relative densities of the floating object and the fluid by observing how much of the object is above and below the surface. You can also determine the size of a floating object if you know the amount that is above the surface and the relative densities. You can see the top of a floating iceberg (see figure). The density of ocean water is  $1.03 \times 10^3$  kilograms per cubic meter, and that of ice is  $0.92 \times 10^3$  kilograms per cubic meter. What percent of the total iceberg is below the surface?



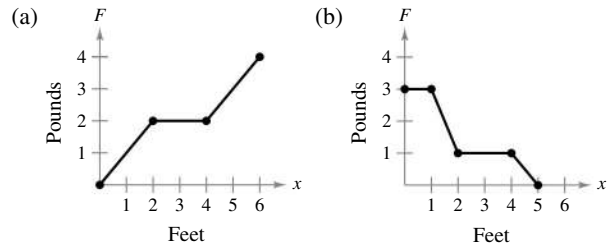
- 12. Finding a Centroid** Sketch the region bounded on the left by  $x = 1$ , bounded above by  $y = 1/x^3$ , and bounded below by  $y = -1/x^3$ .

- (a) Find the centroid of the region for  $1 \leq x \leq 6$ .  
 (b) Find the centroid of the region for  $1 \leq x \leq b$ .  
 (c) Where is the centroid as  $b \rightarrow \infty$ ?

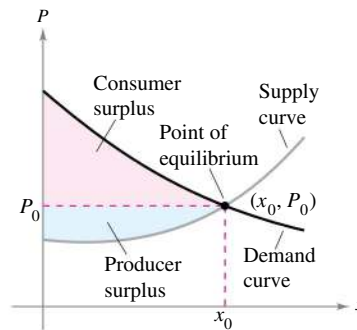
- 13. Finding a Centroid** Sketch the region bounded on the left by  $x = 1$ , bounded above by  $y = 1/x^4$ , and bounded below by  $y = -1/x^4$ .

- (a) Find the centroid of the region for  $1 \leq x \leq 6$ .  
 (b) Find the centroid of the region for  $1 \leq x \leq b$ .  
 (c) Where is the centroid as  $b \rightarrow \infty$ ?

- 14. Work** Find the work done by each force  $F$ .

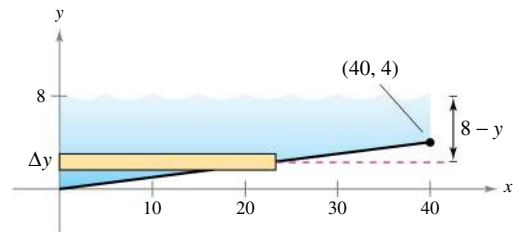
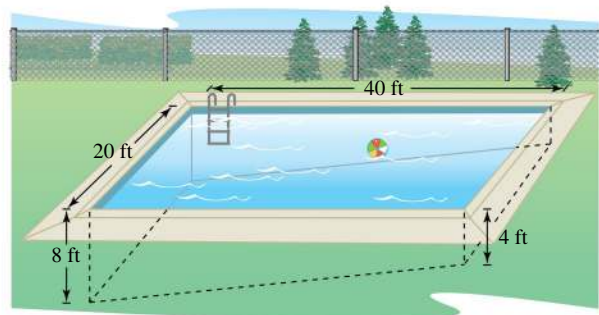


**Consumer and Producer Surplus** In Exercises 15 and 16, find the consumer surplus and producer surplus for the given demand  $[p_1(x)]$  and supply  $[p_2(x)]$  curves. The consumer surplus and producer surplus are represented by the areas shown in the figure.



15.  $p_1(x) = 50 - 0.5x$ ,  $p_2(x) = 0.125x$   
 16.  $p_1(x) = 1000 - 0.4x^2$ ,  $p_2(x) = 42x$


- 17. Fluid Force** A swimming pool is 20 feet wide, 40 feet long, 4 feet deep at one end, and 8 feet deep at the other end (see figures). The bottom is an inclined plane. Find the fluid force on each vertical wall when the pool is full of water.



# 8

# Integration Techniques and Improper Integrals

- 8.1 Basic Integration Rules
- 8.2 Integration by Parts
- 8.3 Trigonometric Integrals
- 8.4 Trigonometric Substitution
- 8.5 Partial Fractions
- 8.6 Numerical Integration
- 8.7 Integration by Tables and Other Integration Techniques
- 8.8 Improper Integrals



Chemical Reaction (*Exercise 50, p. 558*)



Sending a Space Module into Orbit (*Example 5, p. 575*)



Fluid Force (*Exercise 63, p. 549*)



The Wallis Product (*Section Project, p. 540*)



Memory Model (*Exercise 92, p. 531*)

# 8.1 Basic Integration Rules

■ Review procedures for fitting an integrand to one of the basic integration rules.

## REVIEW OF BASIC INTEGRATION RULES ( $a > 0$ )

1.  $\int kf(u) du = k \int f(u) du$
2.  $\int [f(u) \pm g(u)] du = \int f(u) du \pm \int g(u) du$
3.  $\int du = u + C$
4.  $\int u^n du = \frac{u^{n+1}}{n+1} + C, n \neq -1$
5.  $\int \frac{du}{u} = \ln|u| + C$
6.  $\int e^u du = e^u + C$
7.  $\int a^u du = \left(\frac{1}{\ln a}\right)a^u + C$
8.  $\int \sin u du = -\cos u + C$
9.  $\int \cos u du = \sin u + C$
10.  $\int \tan u du = -\ln|\cos u| + C$
11.  $\int \cot u du = \ln|\sin u| + C$
12.  $\int \sec u du = \ln|\sec u + \tan u| + C$
13.  $\int \csc u du = -\ln|\csc u + \cot u| + C$
14.  $\int \sec^2 u du = \tan u + C$
15.  $\int \csc^2 u du = -\cot u + C$
16.  $\int \sec u \tan u du = \sec u + C$
17.  $\int \csc u \cot u du = -\csc u + C$
18.  $\int \frac{du}{\sqrt{a^2 - u^2}} = \arcsin \frac{u}{a} + C$
19.  $\int \frac{du}{a^2 + u^2} = \frac{1}{a} \arctan \frac{u}{a} + C$
20.  $\int \frac{du}{u\sqrt{u^2 - a^2}} = \frac{1}{a} \operatorname{arcsec} \frac{|u|}{a} + C$

## Fitting Integrands to Basic Integration Rules

In this chapter, you will study several integration techniques that greatly expand the set of integrals to which the basic integration rules can be applied. These rules are reviewed at the left. A major step in solving any integration problem is recognizing which basic integration rule to use.

### EXAMPLE 1 A Comparison of Three Similar Integrals

•••▶ See [LarsonCalculus.com](http://LarsonCalculus.com) for an interactive version of this type of example.

Find each integral.

a.  $\int \frac{4}{x^2 + 9} dx$     b.  $\int \frac{4x}{x^2 + 9} dx$     c.  $\int \frac{4x^2}{x^2 + 9} dx$

#### Solution

a. Use the Arctangent Rule and let  $u = x$  and  $a = 3$ .

$$\begin{aligned} \int \frac{4}{x^2 + 9} dx &= 4 \int \frac{1}{x^2 + 3^2} dx && \text{Constant Multiple Rule} \\ &= 4 \left( \frac{1}{3} \arctan \frac{x}{3} \right) + C && \text{Arctangent Rule} \\ &= \frac{4}{3} \arctan \frac{x}{3} + C && \text{Simplify.} \end{aligned}$$

b. The Arctangent Rule does not apply because the numerator contains a factor of  $x$ . Consider the Log Rule and let  $u = x^2 + 9$ . Then  $du = 2x dx$ , and you have

$$\begin{aligned} \int \frac{4x}{x^2 + 9} dx &= 2 \int \frac{2x dx}{x^2 + 9} && \text{Constant Multiple Rule} \\ &= 2 \int \frac{du}{u} && \text{Substitute: } u = x^2 + 9. \\ &= 2 \ln|u| + C && \text{Log Rule} \\ &= 2 \ln(x^2 + 9) + C. && \text{Rewrite as a function of } x. \end{aligned}$$

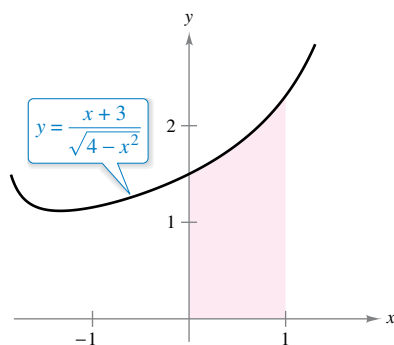
c. Because the degree of the numerator is equal to the degree of the denominator, you should first use division to rewrite the improper rational function as the sum of a polynomial and a proper rational function.

$$\begin{aligned} \int \frac{4x^2}{x^2 + 9} dx &= \int \left( 4 + \frac{-36}{x^2 + 9} \right) dx && \text{Rewrite using long division.} \\ &= \int 4 dx - 36 \int \frac{1}{x^2 + 9} dx && \text{Rewrite as two integrals.} \\ &= 4x - 36 \left( \frac{1}{3} \arctan \frac{x}{3} \right) + C && \text{Integrate.} \\ &= 4x - 12 \arctan \frac{x}{3} + C && \text{Simplify.} \end{aligned}$$

Note in Example 1(c) that some algebra is required before applying any integration rules, and more than one rule is needed to find the resulting integral.

**EXAMPLE 2** Using Two Basic Rules to Solve a Single Integral

Evaluate  $\int_0^1 \frac{x+3}{\sqrt{4-x^2}} dx$ .



The area of the region is approximately 1.839.

**Figure 8.1**

**Solution** Begin by writing the integral as the sum of two integrals. Then apply the Power Rule and the Arcsine Rule.

$$\begin{aligned} \int_0^1 \frac{x+3}{\sqrt{4-x^2}} dx &= \int_0^1 \frac{x}{\sqrt{4-x^2}} dx + \int_0^1 \frac{3}{\sqrt{4-x^2}} dx \\ &= -\frac{1}{2} \int_0^1 (4-x^2)^{-1/2} (-2x) dx + 3 \int_0^1 \frac{1}{\sqrt{2^2-x^2}} dx \\ &= \left[ -(4-x^2)^{1/2} + 3 \arcsin \frac{x}{2} \right]_0^1 \\ &= \left( -\sqrt{3} + \frac{\pi}{2} \right) - (-2 + 0) \\ &\approx 1.839 \end{aligned}$$

See Figure 8.1.

► **TECHNOLOGY** The Midpoint Rule can be used to give a good approximation of the value of the integral in Example 2 (for  $n = 5$ , the approximation is 1.837). When using numerical integration, however, you should be aware that the Midpoint Rule does not always give good approximations when one or both of the limits of integration are near a vertical asymptote. For instance, using the Fundamental Theorem of Calculus, you can obtain

$$\int_0^{1.99} \frac{x+3}{\sqrt{4-x^2}} dx \approx 6.213.$$

For  $n = 5$ , the Midpoint Rule gives an approximation of 5.667.

Rules 18, 19, and 20 of the basic integration rules on the preceding page all have expressions involving the sum or difference of two squares:

$$a^2 - u^2, \quad a^2 + u^2, \quad \text{and} \quad u^2 - a^2.$$

These expressions are often apparent after a  $u$ -substitution, as shown in Example 3.

**Exploration**

**A Comparison of Three Similar Integrals** Which, if any, of the integrals listed below can be found using the 20 basic integration rules? For any that can be found, do so. For any that cannot, explain why not.

- $\int \frac{3}{\sqrt{1-x^2}} dx$
- $\int \frac{3x}{\sqrt{1-x^2}} dx$
- $\int \frac{3x^2}{\sqrt{1-x^2}} dx$

**EXAMPLE 3** A Substitution Involving  $a^2 - u^2$ 

Find  $\int \frac{x^2}{\sqrt{16-x^6}} dx$ .

**Solution** Because the radical in the denominator can be written in the form

$$\sqrt{a^2 - u^2} = \sqrt{4^2 - (x^3)^2}$$

you can try the substitution  $u = x^3$ . Then  $du = 3x^2 dx$ , and you have

$$\begin{aligned} \int \frac{x^2}{\sqrt{16-x^6}} dx &= \frac{1}{3} \int \frac{3x^2 dx}{\sqrt{4^2 - (x^3)^2}} && \text{Rewrite integral.} \\ &= \frac{1}{3} \int \frac{du}{\sqrt{4^2 - u^2}} && \text{Substitute: } u = x^3. \\ &= \frac{1}{3} \arcsin \frac{u}{4} + C && \text{Arcsine Rule} \\ &= \frac{1}{3} \arcsin \frac{x^3}{4} + C. && \text{Rewrite as a function of } x. \end{aligned}$$

Two of the most commonly overlooked integration rules are the Log Rule and the Power Rule. Notice in the next two examples how these two integration rules can be disguised.

**EXAMPLE 4** A Disguised Form of the Log Rule

Find  $\int \frac{1}{1 + e^x} dx$ .

**Solution** The integral does not appear to fit any of the basic rules. The quotient form, however, suggests the Log Rule. If you let  $u = 1 + e^x$ , then  $du = e^x dx$ . You can obtain the required  $du$  by adding and subtracting  $e^x$  in the numerator.

**REMARK** Remember that you can separate numerators but not denominators. Watch out for this common error when fitting integrands to basic rules. For instance, you cannot separate denominators in Example 4.

$$\frac{1}{1 + e^x} \neq \frac{1}{1} + \frac{1}{e^x}$$

$$\begin{aligned} \int \frac{1}{1 + e^x} dx &= \int \frac{1 + e^x - e^x}{1 + e^x} dx && \text{Add and subtract } e^x \text{ in numerator.} \\ &= \int \left( \frac{1 + e^x}{1 + e^x} - \frac{e^x}{1 + e^x} \right) dx && \text{Rewrite as two fractions.} \\ &= \int dx - \int \frac{e^x dx}{1 + e^x} && \text{Rewrite as two integrals.} \\ &= x - \ln(1 + e^x) + C && \text{Integrate.} \end{aligned}$$

There is usually more than one way to solve an integration problem. For instance, in Example 4, try integrating by multiplying the numerator and denominator by  $e^{-x}$  to obtain an integral of the form  $-\int du/u$ . See whether you can get the same answer by this procedure. (Be careful: the answer will appear in a different form.)

**EXAMPLE 5** A Disguised Form of the Power Rule

Find  $\int (\cot x)[\ln(\sin x)] dx$ .

**Solution** Again, the integral does not appear to fit any of the basic rules. However, considering the two primary choices for  $u$

$$u = \cot x \quad \text{or} \quad u = \ln(\sin x)$$

you can see that the second choice is the appropriate one because

$$u = \ln(\sin x) \quad \text{and} \quad du = \frac{\cos x}{\sin x} dx = \cot x dx.$$

So,

$$\begin{aligned} \int (\cot x)[\ln(\sin x)] dx &= \int u du && \text{Substitute: } u = \ln(\sin x). \\ &= \frac{u^2}{2} + C && \text{Integrate.} \\ &= \frac{1}{2}[\ln(\sin x)]^2 + C. && \text{Rewrite as a function of } x. \end{aligned}$$

In Example 5, try checking that the derivative of

$$\frac{1}{2}[\ln(\sin x)]^2 + C$$

is the integrand of the original integral.

Trigonometric identities can often be used to fit integrals to one of the basic integration rules.

### EXAMPLE 6 Using Trigonometric Identities

Find  $\int \tan^2 2x \, dx$ .

**TECHNOLOGY** If you have access to a computer algebra system, try using it to find the integrals in this section. Compare the *forms* of the antiderivatives given by the software with the forms obtained by hand. Sometimes the forms will be the same, but often they will differ. For instance, why is the antiderivative  $\ln 2x + C$  equivalent to the antiderivative  $\ln x + C$ ?

**Solution** Note that  $\tan^2 u$  is not in the list of basic integration rules. However,  $\sec^2 u$  is in the list. This suggests the trigonometric identity  $\tan^2 u = \sec^2 u - 1$ . If you let  $u = 2x$ , then  $du = 2 \, dx$  and

$$\begin{aligned} \int \tan^2 2x \, dx &= \frac{1}{2} \int \tan^2 u \, du && \text{Substitute: } u = 2x. \\ &= \frac{1}{2} \int (\sec^2 u - 1) \, du && \text{Trigonometric identity} \\ &= \frac{1}{2} \int \sec^2 u \, du - \frac{1}{2} \int du && \text{Rewrite as two integrals.} \\ &= \frac{1}{2} \tan u - \frac{u}{2} + C && \text{Integrate.} \\ &= \frac{1}{2} \tan 2x - x + C. && \text{Rewrite as a function of } x. \end{aligned}$$

This section concludes with a summary of the common procedures for fitting integrands to the basic integration rules.

#### PROCEDURES FOR FITTING INTEGRANDS TO BASIC INTEGRATION RULES

##### Technique

Expand (numerator).

Separate numerator.

Complete the square.

Divide improper rational function.

Add and subtract terms in numerator.

Use trigonometric identities.

Multiply and divide by Pythagorean conjugate.

##### Example

$$(1 + e^x)^2 = 1 + 2e^x + e^{2x}$$

$$\frac{1+x}{x^2+1} = \frac{1}{x^2+1} + \frac{x}{x^2+1}$$

$$\frac{1}{\sqrt{2x-x^2}} = \frac{1}{\sqrt{1-(x-1)^2}}$$

$$\frac{x^2}{x^2+1} = 1 - \frac{1}{x^2+1}$$

$$\begin{aligned} \frac{2x}{x^2+2x+1} &= \frac{2x+2-2}{x^2+2x+1} \\ &= \frac{2x+2}{x^2+2x+1} - \frac{2}{(x+1)^2} \end{aligned}$$

$$\cot^2 x = \csc^2 x - 1$$

$$\frac{1}{1+\sin x} = \left( \frac{1}{1+\sin x} \right) \left( \frac{1-\sin x}{1-\sin x} \right)$$

$$= \frac{1-\sin x}{1-\sin^2 x}$$

$$= \frac{1-\sin x}{\cos^2 x}$$

$$= \sec^2 x - \frac{\sin x}{\cos^2 x}$$

## 8.1 Exercises

See [CalcChat.com](http://CalcChat.com) for tutorial help and worked-out solutions to odd-numbered exercises.**CONCEPT CHECK**

**1. Integration Technique** Describe how to integrate a rational function with a numerator and denominator of the same degree.

**2. Fitting Integrands to Basic Integration Rules** What procedure should you use to fit each integrand to the basic integration rules? Do not integrate.

(a)  $\int \frac{2+x}{x^2+9} dx$                       (b)  $\int \cot^2 x dx$

**Choosing an Antiderivative** In Exercises 3 and 4, select the correct antiderivative.

3.  $\int \frac{x}{\sqrt{x^2+1}} dx$

- (a)  $2\sqrt{x^2+1} + C$                       (b)  $\sqrt{x^2+1} + C$   
 (c)  $\frac{1}{2}\sqrt{x^2+1} + C$                       (d)  $\ln(x^2+1) + C$

4.  $\int \frac{1}{x^2+1} dx$

- (a)  $\ln\sqrt{x^2+1} + C$                       (b)  $\frac{2x}{(x^2+1)^2} + C$   
 (c)  $\arctan x + C$                               (d)  $\ln(x^2+1) + C$



**Choosing a Formula** In Exercises 5–14, select the basic integration formula you can use to find the indefinite integral, and identify  $u$  and  $a$  when appropriate. Do not integrate.

5.  $\int (5x-3)^4 dx$

6.  $\int \frac{2t+1}{t^2+t-4} dt$

7.  $\int \frac{1}{\sqrt{x}(1-2\sqrt{x})} dx$

8.  $\int \frac{2}{(2t-1)^2+4} dt$

9.  $\int \frac{3}{\sqrt{1-t^2}} dt$

10.  $\int \frac{-2x}{\sqrt{x^2-4}} dx$

11.  $\int t \sin t^2 dt$

12.  $\int \sec 5x \tan 5x dx$

13.  $\int (\cos x)e^{\sin x} dx$

14.  $\int \frac{1}{x\sqrt{x^2-4}} dx$



**Finding an Indefinite Integral** In Exercises 15–46, find the indefinite integral.

15.  $\int 14(x-5)^6 dx$

16.  $\int \frac{5}{(t+6)^3} dt$

17.  $\int \frac{7}{(z-10)^7} dz$

18.  $\int t^3 \sqrt{t^4+1} dt$

19.  $\int \left[ z^2 + \frac{1}{(1-z)^6} \right] dz$

20.  $\int \left[ 4x - \frac{2}{(2x+3)^2} \right] dx$

21.  $\int \frac{t^2-3}{-t^3+9t+1} dt$

22.  $\int \frac{x+1}{\sqrt{3x^2+6x}} dx$

23.  $\int \frac{x^2}{x-1} dx$

24.  $\int \frac{3x}{x+4} dx$

25.  $\int \frac{x+2}{x+1} dx$

26.  $\int \left( \frac{1}{9z-5} - \frac{1}{9z+5} \right) dz$

27.  $\int (5+4x^2)^2 dx$

28.  $\int x \left( 3 + \frac{2}{x} \right)^2 dx$

29.  $\int x \cos 2\pi x^2 dx$

30.  $\int \csc \pi x \cot \pi x dx$

31.  $\int \frac{\sin x}{\sqrt{\cos x}} dx$

32.  $\int \frac{\csc^2 3t}{\cot 3t} dt$

33.  $\int \frac{2}{e^{-x}+1} dx$

34.  $\int \frac{4}{3-e^x} dx$

35.  $\int \frac{\ln x^2}{x} dx$

36.  $\int (\tan x)[\ln(\cos x)] dx$

37.  $\int \frac{1+\cos \alpha}{\sin \alpha} d\alpha$

38.  $\int \frac{1}{\cos \theta - 1} d\theta$

39.  $\int \frac{-1}{\sqrt{1-(4t+1)^2}} dt$

40.  $\int \frac{1}{25+4x^2} dx$

41.  $\int \frac{\tan(2/t)}{t^2} dt$

42.  $\int \frac{e^{-1/t^3}}{t^4} dt$

43.  $\int \frac{6}{z\sqrt{9z^2-25}} dz$

44.  $\int \frac{1}{(x-1)\sqrt{4x^2-8x+3}} dx$

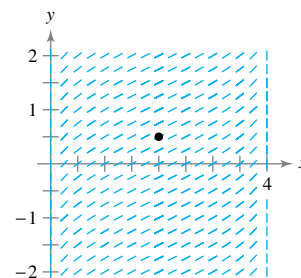
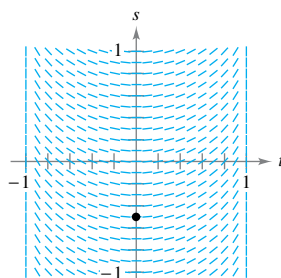
45.  $\int \frac{4}{4x^2+4x+65} dx$

46.  $\int \frac{1}{x^2-4x+9} dx$



**Slope Field** In Exercises 47 and 48, a differential equation, a point, and a slope field are given. (a) Sketch two approximate solutions of the differential equation on the slope field, one of which passes through the given point. (To print an enlarged copy of the graph, go to [MathGraphs.com](http://MathGraphs.com).) (b) Use integration and the given point to find the particular solution of the differential equation and use a graphing utility to graph the solution. Compare the result with the sketch in part (a) that passes through the given point.

47.  $\frac{ds}{dt} = \frac{t}{\sqrt{1-t^4}}, \left( 0, -\frac{1}{2} \right)$       48.  $\frac{dy}{dx} = \frac{1}{\sqrt{4x-x^2}}, \left( 2, \frac{1}{2} \right)$





**Slope Field** In Exercises 49 and 50, use a computer algebra system to graph the slope field for the differential equation and graph the solution satisfying the specified initial condition.

49.  $\frac{dy}{dx} = 0.8y, y(0) = 4$

50.  $\frac{dy}{dx} = 5 - y, y(0) = 1$

**Differential Equation** In Exercises 51–56, find the general solution of the differential equation.

51.  $\frac{dy}{dx} = (e^x + 5)^2$

52.  $\frac{dy}{dx} = (4 - e^{2x})^2$

53.  $\frac{dr}{dt} = \frac{10e^t}{\sqrt{1 - e^{2t}}}$

54.  $\frac{dr}{dt} = \frac{(1 + e^t)^2}{e^{3t}}$

55.  $(4 + \tan^2 x)y' = \sec^2 x$

56.  $y' = \frac{1}{x\sqrt{4x^2 - 9}}$



**Evaluating a Definite Integral** In Exercises 57–72, evaluate the definite integral. Use a graphing utility to verify your result.

57.  $\int_{2/3}^1 (2 - 3t)^4 dt$

58.  $\int_{-1}^0 \frac{5}{(t + 2)^{11}} dt$

59.  $\int_0^{\pi/4} \cos 2x dx$

60.  $\int_0^{\pi} \sin^2 t \cos t dt$

61.  $\int_0^1 xe^{-x^2} dx$

62.  $\int_1^e \frac{1 - \ln x}{x} dx$

63.  $\int_2^3 \frac{\ln(x + 1)^3}{x + 1} dx$

64.  $\int_{-3}^1 \frac{e^x}{e^{2x} + 2e^x + 1} dx$

65.  $\int_0^8 \frac{2x}{\sqrt{x^2 + 36}} dx$

66.  $\int_1^3 \frac{2x^2 + 3x - 2}{x} dx$

67.  $\int_3^5 \frac{2t}{t^2 - 4t + 4} dt$

68.  $\int_2^4 \frac{4x^3}{x^4 - 6x^2 + 9} dx$

69.  $\int_0^{2/\sqrt{3}} \frac{1}{4 + 9x^2} dx$

70.  $\int_0^7 \frac{1}{\sqrt{100 - x^2}} dx$

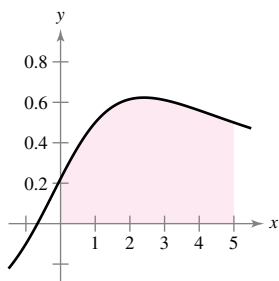
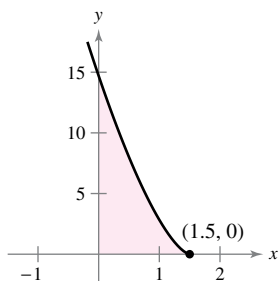
71.  $\int_{-4}^0 3^{1-x} dx$

72.  $\int_0^1 7^{x^2+2x}(x + 1) dx$

**Area** In Exercises 73–76, find the area of the given region.

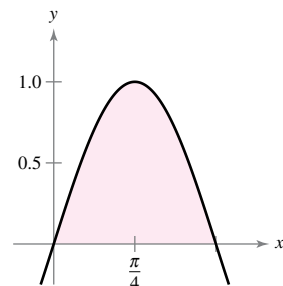
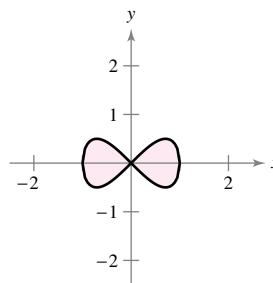
73.  $y = (-4x + 6)^{3/2}$

74.  $y = \frac{3x + 2}{x^2 + 9}$



75.  $y^2 = x^2(1 - x^2)$

76.  $y = \sin 2x$



**Finding an Integral Using Technology** In Exercises 77–80, use a computer algebra system to find the integral. Use the computer algebra system to graph two antiderivatives. Describe the relationship between the graphs of the two antiderivatives.

77.  $\int \frac{1}{x^2 + 4x + 13} dx$

78.  $\int \frac{x - 2}{x^2 + 4x + 13} dx$

79.  $\int \frac{1}{1 + \sin \theta} d\theta$

80.  $\int \left(\frac{e^x + e^{-x}}{2}\right)^3 dx$

### EXPLORING CONCEPTS

**81. Think About It** When evaluating

$$\int_{-1}^1 x^2 dx$$

is it appropriate to substitute

$$u = x^2, \quad x = \sqrt{u}, \quad \text{and} \quad dx = \frac{du}{2\sqrt{u}}$$

to obtain

$$\frac{1}{2} \int_1^1 \sqrt{u} du = 0?$$

Explain.

**82. Deriving a Rule** Show that

$$\sec x = \frac{\sin x}{\cos x} + \frac{\cos x}{1 + \sin x}$$

Then use this identity to derive the basic integration rule

$$\int \sec x dx = \ln|\sec x + \tan x| + C.$$

**83. Finding Constants** Determine the constants  $a$  and  $b$  such that

$$\sin x + \cos x = a \sin(x + b).$$

Use this result to integrate

$$\int \frac{dx}{\sin x + \cos x}.$$

**84. Area** The graphs of  $f(x) = x$  and  $g(x) = ax^2$  intersect at the points  $(0, 0)$  and  $(1/a, 1/a)$ . Find  $a$  ( $a > 0$ ) such that the area of the region bounded by the graphs of these two functions is  $\frac{2}{3}$ .

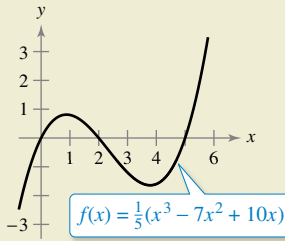
## 85. Comparing Antiderivatives

- (a) Explain why the antiderivative  $y_1 = e^{x+C_1}$  is equivalent to the antiderivative  $y_2 = Ce^x$ .
- (b) Explain why the antiderivative  $y_1 = \sec^2 x + C_1$  is equivalent to the antiderivative  $y_2 = \tan^2 x + C$ .



86. **HOW DO YOU SEE IT?** Using the graph, is

$\int_0^5 f(x) dx$  positive or negative? Explain.



**Approximation** In Exercises 87 and 88, determine which value best approximates the area of the region between the  $x$ -axis and the graph of the function over the given interval. Make your selection on the basis of a sketch of the region, not by performing calculations.

87.  $f(x) = \frac{4x}{x^2 + 1}$ ,  $[0, 2]$

- (a) 3 (b) 1 (c) -8 (d) 8 (e) 10

88.  $f(x) = \frac{4}{x^2 + 1}$ ,  $[0, 2]$

- (a) 3 (b) 1 (c) -4 (d) 4 (e) 10

**Interpreting Integrals** In Exercises 89 and 90, (a) sketch the region whose area is given by the integral, (b) sketch the solid whose volume is given by the integral when the disk method is used, and (c) sketch the solid whose volume is given by the integral when the shell method is used. (There is more than one correct answer for each part.)

89.  $\int_0^2 2\pi x^2 dx$

90.  $\int_0^4 \pi y dy$

91. **Volume** The region bounded by  $y = e^{-x^2}$ ,  $y = 0$ ,  $x = 0$ , and  $x = b$  ( $b > 0$ ) is revolved about the  $y$ -axis.

- (a) Find the volume of the solid generated when  $b = 1$ .
- (b) Find  $b$  such that the volume of the solid generated is  $\frac{4}{3}$  cubic units.

92. **Volume** Consider the region bounded by the graphs of  $x = 0$ ,  $y = \cos x^2$ ,  $y = \sin x^2$ , and  $x = \sqrt{x}/2$ . Find the volume of the solid generated by revolving the region about the  $y$ -axis.

93. **Arc Length** Find the arc length of the graph of  $y = \ln(\sin x)$  from  $x = \pi/4$  to  $x = \pi/2$ .

94. **Arc Length** Find the arc length of the graph of  $y = \ln(\cos x)$  from  $x = 0$  to  $x = \pi/3$ .

95. **Surface Area** Find the area of the surface formed by revolving the graph of  $y = 2\sqrt{x}$  on the interval  $[0, 9]$  about the  $x$ -axis.

96. **Centroid** Find the centroid of the region bounded by the graphs of

$$y = \frac{1}{2x+1}, \quad y = 0, \quad x = 0, \quad \text{and} \quad x = 2.$$

**Average Value of a Function** In Exercises 97 and 98, find the average value of the function over the given interval.

97.  $f(x) = \frac{1}{1+x^2}$ ,  $-3 \leq x \leq 3$

98.  $f(x) = \sin nx$ ,  $0 \leq x \leq \pi/n$ ,  $n$  is a positive integer.



**Arc Length** In Exercises 99 and 100, use the integration capabilities of a graphing utility to approximate the arc length of the curve over the given interval.

99.  $y = \tan \pi x$ ,  $[0, \frac{1}{4}]$       100.  $y = x^{2/3}$ ,  $[1, 8]$

## 101. Finding a Pattern

- (a) Find  $\int \cos^3 x dx$ .
- (b) Find  $\int \cos^5 x dx$ .
- (c) Find  $\int \cos^7 x dx$ .
- (d) Explain how to find  $\int \cos^{15} x dx$  without actually integrating.

## 102. Finding a Pattern

- (a) Write  $\int \tan^3 x dx$  in terms of  $\int \tan x dx$ . Then find  $\int \tan^3 x dx$ .
- (b) Write  $\int \tan^5 x dx$  in terms of  $\int \tan^3 x dx$ .
- (c) Write  $\int \tan^{2k+1} x dx$ , where  $k$  is a positive integer, in terms of  $\int \tan^{2k-1} x dx$ .
- (d) Explain how to find  $\int \tan^{15} x dx$  without actually integrating.

103. **Methods of Integration** Show that the following results are equivalent. (You will learn about integration by tables in Section 8.7.)

*Integration by tables:*

$$\int \sqrt{x^2 + 1} dx = \frac{1}{2}(x\sqrt{x^2 + 1} + \ln|x + \sqrt{x^2 + 1}|) + C$$

*Integration by computer algebra system:*

$$\int \sqrt{x^2 + 1} dx = \frac{1}{2}[x\sqrt{x^2 + 1} + \operatorname{arcsinh}(x)] + C$$

## PUTNAM EXAM CHALLENGE

104. Evaluate  $\int_2^4 \frac{\sqrt{\ln(9-x)} dx}{\sqrt{\ln(9-x)} + \sqrt{\ln(x+3)}}$ .

This problem was composed by the Committee on the Putnam Prize Competition. © The Mathematical Association of America. All rights reserved.

## 8.2 Integration by Parts

■ Find an antiderivative using integration by parts.

### Integration by Parts

In this section, you will study an important integration technique called **integration by parts**. This technique can be applied to a wide variety of functions and is particularly useful for integrands involving *products* of algebraic and transcendental functions. For instance, integration by parts works well with integrals such as

$$\int x \ln x \, dx, \quad \int x^2 e^x \, dx, \quad \text{and} \quad \int e^x \sin x \, dx.$$

Integration by parts is based on the formula for the derivative of a product

$$\begin{aligned} \frac{d}{dx}[uv] &= u \frac{dv}{dx} + v \frac{du}{dx} \\ &= uv' + vu' \end{aligned}$$

where both  $u$  and  $v$  are differentiable functions of  $x$ . When  $u'$  and  $v'$  are continuous, you can integrate both sides of this equation to obtain

$$\begin{aligned} uv &= \int uv' \, dx + \int vu' \, dx \\ &= \int u \, dv + \int v \, du. \end{aligned}$$

By rewriting this equation, you obtain the next theorem.

#### THEOREM 8.1 Integration by Parts

If  $u$  and  $v$  are functions of  $x$  and have continuous derivatives, then

$$\int u \, dv = uv - \int v \, du.$$

This formula expresses the original integral in terms of another integral. Depending on the choices of  $u$  and  $dv$ , it may be easier to find the second integral than the original one. Because the choices of  $u$  and  $dv$  are critical in the integration by parts process, the guidelines below are provided.

#### GUIDELINES FOR INTEGRATION BY PARTS

1. Try letting  $dv$  be the most complicated portion of the integrand that fits a basic integration rule. Then  $u$  will be the remaining factor(s) of the integrand.
2. Try letting  $u$  be the portion of the integrand whose derivative is a function simpler than  $u$ . Then  $dv$  will be the remaining factor(s) of the integrand.

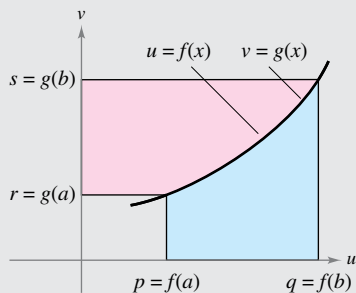
Note that  $dv$  always includes the  $dx$  of the original integrand.

When using integration by parts, note that you can first choose  $dv$  or first choose  $u$ . After you choose, however, the choice of the other factor is determined—it must be the remaining portion of the integrand. Also note that  $dv$  must contain the differential  $dx$  of the original integral.

### Exploration

#### Proof Without Words

Here is a different approach to proving the formula for integration by parts. This approach is from “Proof Without Words: Integration by Parts” by Roger B. Nelsen, *Mathematics Magazine*, 64, No. 2, April 1991, p. 130, by permission of the author.



$$\text{Area } \text{pink} + \text{Area } \text{blue} = qs - pr$$

$$\int_r^s u \, dv + \int_q^p v \, du = [uv]_{(p,r)}^{(q,s)}$$

$$\int_r^s u \, dv = [uv]_{(p,r)}^{(q,s)} - \int_q^p v \, du$$

Explain how this graph proves the theorem. Which notation in this proof is unfamiliar? What do you think it means?

**EXAMPLE 1** Integration by Parts

Find  $\int xe^x dx$ .

**Solution** To apply integration by parts, you need to write the integral in the form  $\int u dv$ . There are several ways to do this.

$$\int \underbrace{(x)}_u \underbrace{(e^x dx)}_{dv}, \quad \int \underbrace{(e^x)}_u \underbrace{(x dx)}_{dv}, \quad \int \underbrace{(1)}_u \underbrace{(xe^x dx)}_{dv}, \quad \int \underbrace{(xe^x)}_u \underbrace{(dx)}_{dv}$$

The guidelines on the preceding page suggest the first option because the derivative of  $u = x$  is simpler than  $x$ , and  $dv = e^x dx$  is the most complicated portion of the integrand that fits a basic integration formula.



**REMARK** In Example 1, note that it is not necessary to include a constant of integration when solving

$$v = \int e^x dx = e^x + C_1.$$

To illustrate this, replace  $v = e^x$  by  $v = e^x + C_1$  and apply integration by parts to see that you obtain the same result.

$$dv = e^x dx \Rightarrow v = \int dv = \int e^x dx = e^x$$

$$u = x \Rightarrow du = dx$$

Now, integration by parts produces

$$\int u dv = uv - \int v du \quad \text{Integration by parts formula}$$

$$\int xe^x dx = xe^x - \int e^x dx \quad \text{Substitute.}$$

$$= xe^x - e^x + C. \quad \text{Integrate.}$$

To check this, differentiate  $xe^x - e^x + C$  to see that you obtain the original integrand.

**EXAMPLE 2** Integration by Parts

Find  $\int x^2 \ln x dx$ .

**Solution** In this case,  $x^2$  is more easily integrated than  $\ln x$ . Furthermore, the derivative of  $\ln x$  is simpler than  $\ln x$ . So, you should let  $dv = x^2 dx$ .

$$dv = x^2 dx \Rightarrow v = \int x^2 dx = \frac{x^3}{3}$$

$$u = \ln x \Rightarrow du = \frac{1}{x} dx$$

Integration by parts produces

$$\int u dv = uv - \int v du \quad \text{Integration by parts formula}$$

$$\int x^2 \ln x dx = \frac{x^3}{3} \ln x - \int \left(\frac{x^3}{3}\right) \left(\frac{1}{x}\right) dx \quad \text{Substitute.}$$

$$= \frac{x^3}{3} \ln x - \frac{1}{3} \int x^2 dx \quad \text{Simplify.}$$

$$= \frac{x^3}{3} \ln x - \frac{x^3}{9} + C. \quad \text{Integrate.}$$

You can check this result by differentiating.

$$\frac{d}{dx} \left[ \frac{x^3}{3} \ln x - \frac{x^3}{9} + C \right] = \frac{x^3}{3} \left( \frac{1}{x} \right) + (\ln x)(x^2) - \frac{x^2}{3} = x^2 \ln x$$

**TECHNOLOGY**

Try graphing

$$f(x) = \int x^2 \ln x dx$$

and

$$g(x) = \frac{x^3}{3} \ln x - \frac{x^3}{9}$$

on your graphing utility. Do you get the same graph?

One surprising application of integration by parts involves integrands consisting of single terms, such as

$$\int \ln x \, dx \quad \text{or} \quad \int \arcsin x \, dx.$$

In these cases, try letting  $dv = dx$ , as shown in the next example.

### EXAMPLE 3 An Integrand with a Single Term

Evaluate  $\int_0^1 \arcsin x \, dx$ .

**Solution** Let  $dv = dx$ .

$$dv = dx \quad \Rightarrow \quad v = \int dx = x$$

$$u = \arcsin x \quad \Rightarrow \quad du = \frac{1}{\sqrt{1-x^2}} dx$$

Integration by parts produces

$$\int u \, dv = uv - \int v \, du$$

Integration by parts formula

$$\int \arcsin x \, dx = x \arcsin x - \int \frac{x}{\sqrt{1-x^2}} dx$$

Substitute.

$$= x \arcsin x + \frac{1}{2} \int (1-x^2)^{-1/2} (-2x) dx$$

Rewrite.

$$= x \arcsin x + \sqrt{1-x^2} + C.$$

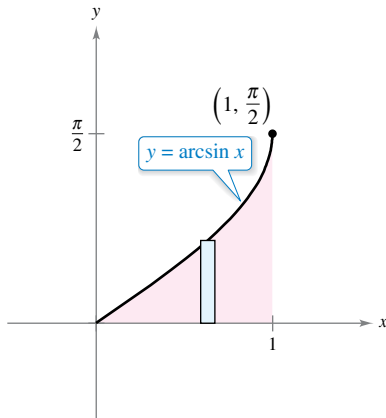
Integrate.

Using this antiderivative, you can evaluate the definite integral as shown.

$$\int_0^1 \arcsin x \, dx = \left[ x \arcsin x + \sqrt{1-x^2} \right]_0^1$$

$$= \frac{\pi}{2} - 1$$

$$\approx 0.571$$



The area of the region is approximately 0.571.

Figure 8.2

The area represented by this definite integral is shown in Figure 8.2. ■

► **TECHNOLOGY** Remember that there are several ways to use technology to evaluate a definite integral: (1) use a numerical approximation such as the Midpoint Rule, or more advanced methods such as the Trapezoidal Rule and Simpson's Rule (see Section 8.6), (2) use a computer algebra system to find the antiderivative and then apply the Fundamental Theorem of Calculus, or (3) use the *numerical integration* feature of a graphing utility. However, these methods have shortcomings. For instance, to find the possible error when using Simpson's Rule, the integrand must have a continuous fourth derivative in the interval of integration (the integrand in Example 3 fails to meet this requirement). To apply the Fundamental Theorem of Calculus, the symbolic integration utility must be able to find the antiderivative. Often, for the *numerical integration* feature of a graphing utility, you are given no indication of the degree of accuracy of the approximation.

■ **FOR FURTHER INFORMATION** To see how integration by parts is used to prove Stirling's approximation  $\ln(n!) = n \ln n - n$ , see the article "The Validity of Stirling's Approximation: A Physical Chemistry Project" by A. S. Wallner and K. A. Brandt in *Journal of Chemical Education*.

Some integrals require repeated use of the integration by parts formula, as shown in the next example.

#### EXAMPLE 4 Repeated Use of Integration by Parts

Find  $\int x^2 \sin x \, dx$ .

**Solution** The factors  $x^2$  and  $\sin x$  are equally easy to integrate. However, the derivative of  $x^2$  becomes simpler, whereas the derivative of  $\sin x$  does not. So, you should let  $u = x^2$ .

$$\begin{aligned} dv = \sin x \, dx &\Rightarrow v = \int \sin x \, dx = -\cos x \\ u = x^2 &\Rightarrow du = 2x \, dx \end{aligned}$$

Now, integration by parts produces

$$\int x^2 \sin x \, dx = -x^2 \cos x + \int 2x \cos x \, dx. \quad \text{First use of integration by parts}$$

This first use of integration by parts has succeeded in simplifying the original integral, but the integral on the right still does not fit a basic integration rule. To find that integral, you can apply integration by parts again. This time, let  $u = 2x$ .

$$\begin{aligned} dv = \cos x \, dx &\Rightarrow v = \int \cos x \, dx = \sin x \\ u = 2x &\Rightarrow du = 2 \, dx \end{aligned}$$

Now, integration by parts produces

$$\begin{aligned} \int 2x \cos x \, dx &= 2x \sin x - \int 2 \sin x \, dx \\ &= 2x \sin x + 2 \cos x + C. \end{aligned} \quad \text{Second use of integration by parts}$$

Combining these two results, you can write

$$\int x^2 \sin x \, dx = -x^2 \cos x + 2x \sin x + 2 \cos x + C. \quad \blacksquare$$

When making repeated applications of integration by parts, you need to be careful not to interchange the substitutions in successive applications. For instance, in Example 4, the first substitution was  $u = x^2$  and  $dv = \sin x \, dx$ . If, in the second application, you had switched the substitution to  $u = \cos x$  and  $dv = 2x \, dx$ , you would have obtained

$$\begin{aligned} \int x^2 \sin x \, dx &= -x^2 \cos x + \int 2x \cos x \, dx \\ &= -x^2 \cos x + x^2 \cos x + \int x^2 \sin x \, dx \\ &= \int x^2 \sin x \, dx \end{aligned}$$

thereby undoing the previous integration and returning to the *original* integral. When making repeated applications of integration by parts, you should also watch for the appearance of a *constant multiple* of the original integral. For instance, this occurs when you use integration by parts to find  $\int e^x \cos 2x \, dx$ , and it also occurs in Example 5 on the next page.

The integral in Example 5 is an important one. In Section 8.4 (Example 5), you will see that it is used to find the arc length of a parabolic segment.

**EXAMPLE 5** Integration by Parts

Find  $\int \sec^3 x \, dx$ .

**Solution** The most complicated portion of the integrand that can be easily integrated is  $\sec^2 x$ , so you should let  $dv = \sec^2 x \, dx$  and  $u = \sec x$ .

$$dv = \sec^2 x \, dx \quad \Rightarrow \quad v = \int \sec^2 x \, dx = \tan x$$

$$u = \sec x \quad \Rightarrow \quad du = \sec x \tan x \, dx$$

Integration by parts produces

$$\int u \, dv = uv - \int v \, du \quad \text{Integration by parts formula}$$

$$\int \sec^3 x \, dx = \sec x \tan x - \int \sec x \tan^2 x \, dx \quad \text{Substitute.}$$

$$\int \sec^3 x \, dx = \sec x \tan x - \int (\sec x)(\sec^2 x - 1) \, dx \quad \text{Trigonometric identity}$$

$$\int \sec^3 x \, dx = \sec x \tan x - \int \sec^3 x \, dx + \int \sec x \, dx \quad \text{Rewrite.}$$

$$2 \int \sec^3 x \, dx = \sec x \tan x + \int \sec x \, dx \quad \text{Collect like integrals.}$$

$$2 \int \sec^3 x \, dx = \sec x \tan x + \ln|\sec x + \tan x| + C \quad \text{Integrate.}$$

$$\int \sec^3 x \, dx = \frac{1}{2} \sec x \tan x + \frac{1}{2} \ln|\sec x + \tan x| + C. \quad \text{Divide by 2.}$$

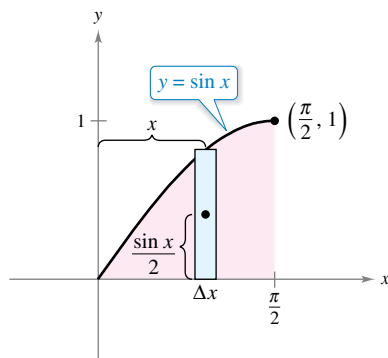


Figure 8.3

**EXAMPLE 6** Finding a Centroid

A machine part is modeled by the region bounded by the graph of  $y = \sin x$  and the  $x$ -axis,  $0 \leq x \leq \pi/2$ , as shown in Figure 8.3. Find the centroid of this region.

**Solution** Begin by finding the area of the region.

$$A = \int_0^{\pi/2} \sin x \, dx = \left[ -\cos x \right]_0^{\pi/2} = 1$$

Now, you can find the coordinates of the centroid. To evaluate the integral for  $\bar{y}$ , first rewrite the integrand using the trigonometric identity  $\sin^2 x = (1 - \cos 2x)/2$ .

$$\bar{y} = \frac{1}{A} \int_0^{\pi/2} \frac{\sin x}{2} (\sin x) \, dx = \frac{1}{4} \int_0^{\pi/2} (1 - \cos 2x) \, dx = \frac{1}{4} \left[ x - \frac{\sin 2x}{2} \right]_0^{\pi/2} = \frac{\pi}{8}$$

You can evaluate the integral for  $\bar{x}$ ,  $(1/A) \int_0^{\pi/2} x \sin x \, dx$ , with integration by parts. To do this, let  $dv = \sin x \, dx$  and  $u = x$ . This produces  $v = -\cos x$  and  $du = dx$ , and you can write

$$\int x \sin x \, dx = -x \cos x + \int \cos x \, dx = -x \cos x + \sin x + C.$$

Finally, you can determine  $\bar{x}$  to be

$$\bar{x} = \frac{1}{A} \int_0^{\pi/2} x \sin x \, dx = \left[ -x \cos x + \sin x \right]_0^{\pi/2} = 1.$$

So, the centroid of the region is  $(1, \pi/8)$ .

As you gain experience in using integration by parts, your skill in determining  $u$  and  $dv$  will increase. The next summary lists several common integrals with suggestions for the choices of  $u$  and  $dv$ .



**REMARK** You can use the acronym LIATE as a guideline for choosing  $u$  in integration by parts. In order, check the integrand for the following.

- Is there a Logarithmic part?
- Is there an Inverse trigonometric part?
- Is there an Algebraic part?
- Is there a Trigonometric part?
- Is there an Exponential part?

**SUMMARY: COMMON INTEGRALS USING INTEGRATION BY PARTS**

1. For integrals of the form

$$\int x^n e^{ax} dx, \int x^n \sin ax dx, \text{ or } \int x^n \cos ax dx$$

let  $u = x^n$  and let  $dv = e^{ax} dx, \sin ax dx, \text{ or } \cos ax dx$ .

2. For integrals of the form

$$\int x^n \ln x dx, \int x^n \arcsin ax dx, \text{ or } \int x^n \arctan ax dx$$

let  $u = \ln x, \arcsin ax, \text{ or } \arctan ax$  and let  $dv = x^n dx$ .

3. For integrals of the form

$$\int e^{ax} \sin bx dx \text{ or } \int e^{ax} \cos bx dx$$

let  $u = \sin bx \text{ or } \cos bx$  and let  $dv = e^{ax} dx$ .

In problems involving repeated applications of integration by parts, a tabular method, illustrated in Example 7, can help to organize the work. This method works well for integrals of the form

$$\int x^n \sin ax dx, \int x^n \cos ax dx, \text{ and } \int x^n e^{ax} dx.$$

**EXAMPLE 7 Using the Tabular Method**

See [LarsonCalculus.com](http://LarsonCalculus.com) for an interactive version of this type of example.

Find  $\int x^2 \sin 4x dx$ .

**Solution** Begin as usual by letting  $u = x^2$  and  $dv = v' dx = \sin 4x dx$ . Next, create a table consisting of three columns, as shown.

Alternate Signs		$u$ and Its Derivatives		$v'$ and Its Antiderivatives
+	→	$x^2$	→	$\sin 4x$
-	→	$2x$	→	$-\frac{1}{4} \cos 4x$
+	→	$2$	→	$-\frac{1}{16} \sin 4x$
-	→	$0$	→	$\frac{1}{64} \cos 4x$

↑  
Differentiate until you obtain 0 as a derivative.

The solution is obtained by adding the signed products of the diagonal entries.

$$\int x^2 \sin 4x dx = -\frac{1}{4}x^2 \cos 4x + \frac{1}{8}x \sin 4x + \frac{1}{32} \cos 4x + C$$

**FOR FURTHER INFORMATION**

For more information on the tabular method, see the article “Tabular Integration by Parts” by David Horowitz in *The College Mathematics Journal*, and the article “More on Tabular Integration by Parts” by Leonard Gillman in *The College Mathematics Journal*. To view these articles, go to [MathArticles.com](http://MathArticles.com).



# 8.2 Exercises

See [CalcChat.com](http://CalcChat.com) for tutorial help and worked-out solutions to odd-numbered exercises.

## CONCEPT CHECK

- Integration by Parts** Integration by parts is based on what formula?
- Setting Up Integration by Parts** In your own words, describe how to choose  $u$  and  $dv$  when using integration by parts.
- Using Integration by Parts** How can you use integration by parts on an integrand with a single term that does not fit any of the basic integration rules?
- Using the Tabular Method** When is integrating using the tabular method useful?



**Setting Up Integration by Parts** In Exercises 5–10, identify  $u$  and  $dv$  for finding the integral using integration by parts. Do not integrate.

- $\int x e^{9x} dx$
- $\int x^2 e^{2x} dx$
- $\int (\ln x)^2 dx$
- $\int \ln 5x dx$
- $\int x \sec^2 x dx$
- $\int x^2 \cos x dx$



**Using Integration by Parts** In Exercises 11–14, find the indefinite integral using integration by parts with the given choices of  $u$  and  $dv$ .

- $\int x^3 \ln x dx$ ;  $u = \ln x$ ,  $dv = x^3 dx$
- $\int (7 - x)e^{x/2} dx$ ;  $u = 7 - x$ ,  $dv = e^{x/2} dx$
- $\int (2x + 1) \sin 4x dx$ ;  $u = 2x + 1$ ,  $dv = \sin 4x dx$
- $\int x \cos 4x dx$ ;  $u = x$ ,  $dv = \cos 4x dx$



**Finding an Indefinite Integral** In Exercises 15–34, find the indefinite integral. (Note: Solve by the simplest method—not all require integration by parts.)

- $\int x e^{4x} dx$
- $\int \frac{5x}{e^{2x}} dx$
- $\int x^3 e^x dx$
- $\int \frac{e^{1/t}}{t^2} dt$
- $\int t \ln(t + 1) dt$
- $\int x^5 \ln 3x dx$
- $\int \frac{(\ln x)^2}{x} dx$
- $\int \frac{\ln x}{x^3} dx$
- $\int \frac{x e^{2x}}{(2x + 1)^2} dx$
- $\int \frac{x^3 e^{x^2}}{(x^2 + 1)^2} dx$
- $\int x \sqrt{x - 5} dx$
- $\int \frac{2x}{\sqrt{1 - 6x}} dx$

- $\int x \csc^2 x dx$
- $\int t \csc t \cot t dt$
- $\int x^3 \sin x dx$
- $\int x^2 \cos x dx$
- $\int \arctan x dx$
- $\int 4 \arccos x dx$
- $\int e^{-3x} \sin 5x dx$
- $\int e^{4x} \cos 2x dx$

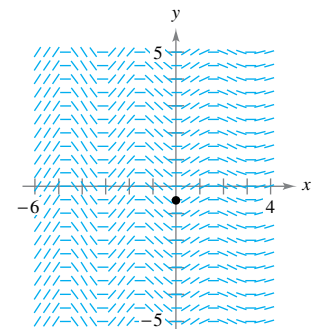
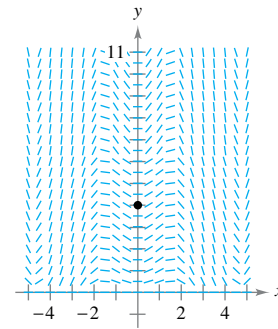
**Differential Equation** In Exercises 35–38, find the general solution of the differential equation.

- $y' = \ln x$
- $y' = \arctan \frac{x}{2}$
- $\frac{dy}{dt} = \frac{t^2}{\sqrt{3 + 5t}}$
- $\frac{dy}{dx} = x^2 \sqrt{x - 3}$



**Slope Field** In Exercises 39 and 40, a differential equation, a point, and a slope field are given. (a) Sketch two approximate solutions of the differential equation on the slope field, one of which passes through the given point. (To print an enlarged copy of the graph, go to [MathGraphs.com](http://MathGraphs.com).) (b) Use integration and the given point to find the particular solution of the differential equation and use a graphing utility to graph the solution. Compare the result with the sketch in part (a) that passes through the given point.

- $\frac{dy}{dx} = x\sqrt{y} \cos x$ ,  $(0, 4)$
- $\frac{dy}{dx} = e^{-x/3} \sin 2x$ ,  $(0, -\frac{18}{37})$



**Slope Field** In Exercises 41 and 42, use a computer algebra system to graph the slope field for the differential equation and graph the solution satisfying the specified initial condition.

- $\frac{dy}{dx} = \frac{x}{y} e^{x/8}$ ,  $y(0) = 2$
- $\frac{dy}{dx} = \frac{x}{y} \sin x$ ,  $y(0) = 4$



**Evaluating a Definite Integral** In Exercises 43–52, evaluate the definite integral. Use a graphing utility to verify your result.

- $\int_0^3 x e^{x/2} dx$
- $\int_0^2 x^2 e^{-2x} dx$
- $\int_0^{\pi/4} x \cos 2x dx$
- $\int_0^{\pi} x \sin 2x dx$

47.  $\int_0^{1/2} \arccos x \, dx$

48.  $\int_0^1 x \arcsin x^2 \, dx$

49.  $\int_0^1 e^x \sin x \, dx$

50.  $\int_0^1 \ln(4 + x^2) \, dx$

51.  $\int_2^4 x \operatorname{arcsec} x \, dx$

52.  $\int_0^{\pi/8} x \sec^2 2x \, dx$

 **Using the Tabular Method** In Exercises 53–58, use the tabular method to find the indefinite integral.

53.  $\int x^2 e^{2x} \, dx$

54.  $\int (1 - x)(e^{-x} + 1) \, dx$

55.  $\int (x + 2)^2 \sin x \, dx$

56.  $\int x^3 \cos 2x \, dx$

57.  $\int (6 + x)\sqrt{4x + 9} \, dx$

58.  $\int x^2(x - 2)^{3/2} \, dx$

**EXPLORING CONCEPTS**

59. **Integration by Parts** Write an integral that requires three applications of integration by parts. Explain why three applications are needed.

60. **Integration by Parts** When evaluating  $\int x \sin x \, dx$ , explain how letting  $u = \sin x$  and  $dv = x \, dx$  makes the solution more difficult to find.

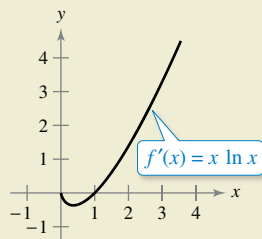
61. **Integration by Parts** State whether you would use integration by parts to find each integral. If so, identify what you would use for  $u$  and  $dv$ . Explain your reasoning.

(a)  $\int \frac{\ln x}{x} \, dx$     (b)  $\int x \ln x \, dx$     (c)  $\int x^2 e^{-3x} \, dx$

(d)  $\int 2xe^{x^2} \, dx$     (e)  $\int \frac{x}{\sqrt{x+1}} \, dx$     (f)  $\int \frac{x}{\sqrt{x^2+1}} \, dx$



62. **HOW DO YOU SEE IT?** Use the graph of  $f'$  shown in the figure to answer the following.



- (a) Approximate the slope of  $f$  at  $x = 2$ . Explain.
- (b) Approximate any open intervals on which the graph of  $f$  is increasing and any open intervals on which it is decreasing. Explain.

**Using Two Methods Together** In Exercises 63–66, find the indefinite integral by using substitution followed by integration by parts.

63.  $\int \sin \sqrt{x} \, dx$

64.  $\int 2x^3 \cos x^2 \, dx$

65.  $\int x^5 e^{x^2} \, dx$

66.  $\int e^{\sqrt{2x}} \, dx$

67. **Using Two Methods** Integrate  $\int \frac{x^3}{\sqrt{4+x^2}} \, dx$


(a) by parts, letting  $dv = \frac{x}{\sqrt{4+x^2}} \, dx$ .

(b) by substitution, letting  $u = 4 + x^2$ .

68. **Using Two Methods** Integrate  $\int x\sqrt{4-x} \, dx$

(a) by parts, letting  $dv = \sqrt{4-x} \, dx$ .

(b) by substitution, letting  $u = 4 - x$ .

 **Finding a General Rule** In Exercises 69 and 70, use a computer algebra system to find the integrals for  $n = 0, 1, 2$ , and 3. Use the result to obtain a general rule for the integrals for any positive integer  $n$  and test your results for  $n = 4$ .

69.  $\int x^n \ln x \, dx$

70.  $\int x^n e^x \, dx$

**Proof** In Exercises 71–76, use integration by parts to prove the formula. (For Exercises 71–74, assume that  $n$  is a positive integer.)

71.  $\int x^n \sin x \, dx = -x^n \cos x + n \int x^{n-1} \cos x \, dx$

72.  $\int x^n \cos x \, dx = x^n \sin x - n \int x^{n-1} \sin x \, dx$

73.  $\int x^n \ln x \, dx = \frac{x^{n+1}}{(n+1)^2} [-1 + (n+1) \ln x] + C$

74.  $\int x^n e^{ax} \, dx = \frac{x^n e^{ax}}{a} - \frac{n}{a} \int x^{n-1} e^{ax} \, dx$

75.  $\int e^{ax} \sin bx \, dx = \frac{e^{ax}(a \sin bx + b \cos bx)}{a^2 + b^2} + C$

76.  $\int e^{ax} \cos bx \, dx = \frac{e^{ax}(a \cos bx + b \sin bx)}{a^2 + b^2} + C$

**Using Formulas** In Exercises 77–82, find the indefinite integral by using the appropriate formula from Exercises 71–76.

77.  $\int x^2 \sin x \, dx$

78.  $\int x^2 \cos x \, dx$

79.  $\int x^5 \ln x \, dx$

80.  $\int x^3 e^{2x} \, dx$

81.  $\int e^{-3x} \sin 4x \, dx$

82.  $\int e^{2x} \cos 3x \, dx$

**Area** In Exercises 83–86, use a graphing utility to graph the region bounded by the graphs of the equations. Then find the area of the region analytically.

- 83.  $y = 2xe^{-x}$ ,  $y = 0$ ,  $x = 3$
- 84.  $y = \frac{1}{10}xe^{3x}$ ,  $y = 0$ ,  $x = 0$ ,  $x = 2$
- 85.  $y = e^{-x} \sin \pi x$ ,  $y = 0$ ,  $x = 1$
- 86.  $y = x^3 \ln x$ ,  $y = 0$ ,  $x = 1$ ,  $x = 3$

**87. Area, Volume, and Centroid** Given the region bounded by the graphs of  $y = \ln x$ ,  $y = 0$ , and  $x = e$ , find

- (a) the area of the region.
- (b) the volume of the solid generated by revolving the region about the  $x$ -axis.
- (c) the volume of the solid generated by revolving the region about the  $y$ -axis.
- (d) the centroid of the region.

**88. Area, Volume, and Centroid** Given the region bounded by the graphs of  $y = x \sin x$ ,  $y = 0$ ,  $x = 0$ , and  $x = \pi$ , find

- (a) the area of the region.
- (b) the volume of the solid generated by revolving the region about the  $x$ -axis.
- (c) the volume of the solid generated by revolving the region about the  $y$ -axis.
- (d) the centroid of the region.

**89. Centroid** Find the centroid of the region bounded by the graphs of  $y = \arcsin x$ ,  $x = 0$ , and  $y = \pi/2$ . How is this problem related to Example 6 in this section?

**90. Centroid** Find the centroid of the region bounded by the graphs of  $f(x) = x^2$ ,  $g(x) = 2^x$ ,  $x = 2$ , and  $x = 4$ .

**91. Average Displacement** A damping force affects the vibration of a spring so that the displacement of the spring is given by

$$y = e^{-4t}(\cos 2t + 5 \sin 2t).$$

Find the average value of  $y$  on the interval from  $t = 0$  to  $t = \pi$ .

**92. Memory Model**

A model for the ability  $M$  of a child to memorize, measured on a scale from 0 to 10, is given by

$$M = 1 + 1.6t \ln t, \quad 0 < t \leq 4$$

where  $t$  is the child's age in years. Find the average value of this model

- (a) between the child's first and second birthdays.
- (b) between the child's third and fourth birthdays.



**Present Value** In Exercises 93 and 94, find the present value  $P$  of a continuous income flow of  $c(t)$  dollars per year using

$$P = \int_0^{t_1} c(t)e^{-rt} dt$$

where  $t_1$  is the time in years and  $r$  is the annual interest rate compounded continuously.

- 93.  $c(t) = 100,000 + 4000t$ ,  $r = 5\%$ ,  $t_1 = 10$
- 94.  $c(t) = 1000 + 120t$ ,  $r = 2\%$ ,  $t_1 = 30$

**Integrals Used to Find Fourier Coefficients** In Exercises 95 and 96, verify the value of the definite integral, where  $n$  is a positive integer.

$$95. \int_{-\pi}^{\pi} x \sin nx dx = \begin{cases} \frac{2\pi}{n}, & n \text{ is odd} \\ -\frac{2\pi}{n}, & n \text{ is even} \end{cases}$$

$$96. \int_{-\pi}^{\pi} x^2 \cos nx dx = \frac{(-1)^n 4\pi}{n^2}$$

**97. Vibrating String** A string stretched between the two points  $(0, 0)$  and  $(2, 0)$  is plucked by displacing the string  $h$  units at its midpoint. The motion of the string is modeled by a **Fourier Sine Series** whose coefficients are given by

$$b_n = h \int_0^1 x \sin \frac{n\pi x}{2} dx + h \int_1^2 (-x + 2) \sin \frac{n\pi x}{2} dx.$$

Find  $b_n$ .

**98. Finding a Pattern** Find the area bounded by the graphs of  $y = x \sin x$  and  $y = 0$  over each interval.

- (a)  $[0, \pi]$
- (b)  $[\pi, 2\pi]$
- (c)  $[2\pi, 3\pi]$

Describe any patterns that you notice. What is the area between the graphs of  $y = x \sin x$  and  $y = 0$  over the interval  $[n\pi, (n + 1)\pi]$ , where  $n$  is any nonnegative integer? Explain.

**99. Finding an Error** Find the fallacy in the following argument that  $0 = 1$ .

$$dv = dx \implies v = \int dx = x$$

$$u = \frac{1}{x} \implies du = -\frac{1}{x^2} dx$$

$$0 + \int \frac{dx}{x} = \left(\frac{1}{x}\right)(x) - \int \left(-\frac{1}{x^2}\right)(x) dx \\ = 1 + \int \frac{dx}{x}$$

So,  $0 = 1$ .

**PUTNAM EXAM CHALLENGE**

**100.** Find a real number  $c$  and a positive number  $L$  for which

$$\lim_{r \rightarrow \infty} \frac{r^c \int_0^{\pi/2} x^r \sin x dx}{\int_0^{\pi/2} x^r \cos x dx} = L.$$

This problem was composed by the Committee on the Putnam Prize Competition. © The Mathematical Association of America. All rights reserved.

## 8.3 Trigonometric Integrals

- Solve trigonometric integrals involving powers of sine and cosine.
- Solve trigonometric integrals involving powers of secant and tangent.
- Solve trigonometric integrals involving sine-cosine products.

### Integrals Involving Powers of Sine and Cosine

In this section, you will study techniques for evaluating integrals of the form

$$\int \sin^m x \cos^n x \, dx \quad \text{and} \quad \int \sec^m x \tan^n x \, dx$$

where either  $m$  or  $n$  is a positive integer. To find antiderivatives for these forms, try to break them into combinations of trigonometric integrals to which you can apply the Power Rule.

For instance, you can find

$$\int \sin^5 x \cos x \, dx$$

with the Power Rule by letting  $u = \sin x$ . Then,  $du = \cos x \, dx$  and you have

$$\int \sin^5 x \cos x \, dx = \int u^5 \, du = \frac{u^6}{6} + C = \frac{\sin^6 x}{6} + C.$$

To break up  $\int \sin^m x \cos^n x \, dx$  into forms to which you can apply the Power Rule, use these relationships.

$$\sin^2 x + \cos^2 x = 1$$

Pythagorean identity

$$\sin^2 x = \frac{1 - \cos 2x}{2}$$

Power-reducing formula for  $\sin^2 x$

$$\cos^2 x = \frac{1 + \cos 2x}{2}$$

Power-reducing formula for  $\cos^2 x$

#### GUIDELINES FOR EVALUATING INTEGRALS INVOLVING POWERS OF SINE AND COSINE

- When the power of the sine is odd and positive, save one sine factor and convert the remaining factors to cosines. Then expand and integrate.

$$\int \overbrace{\sin^{2k+1} x}^{\text{Odd}} \cos^n x \, dx = \int \overbrace{(\sin^2 x)^k}^{\text{Convert to cosines}} \overbrace{\cos^n x \sin x}^{\text{Save for } du} \, dx = \int (1 - \cos^2 x)^k \cos^n x \sin x \, dx$$

- When the power of the cosine is odd and positive, save one cosine factor and convert the remaining factors to sines. Then expand and integrate.

$$\int \sin^m x \overbrace{\cos^{2k+1} x}^{\text{Odd}} \, dx = \int \overbrace{(\sin^m x)(\cos^2 x)^k}^{\text{Convert to sines}} \overbrace{\cos x}^{\text{Save for } du} \, dx = \int (\sin^m x)(1 - \sin^2 x)^k \cos x \, dx$$

- When the powers of both the sine and cosine are even and nonnegative, make repeated use of the formulas

$$\sin^2 x = \frac{1 - \cos 2x}{2} \quad \text{and} \quad \cos^2 x = \frac{1 + \cos 2x}{2}$$

to convert the integrand to odd powers of the cosine. Then proceed as in the second guideline.

#### SHEILA SCOTT MACINTYRE (1910–1960)

Sheila Scott Macintyre published her first paper on the asymptotic periods of integral functions in 1935. She completed her doctorate work at Aberdeen University, where she taught. In 1958, she accepted a visiting research fellowship at the University of Cincinnati.

**EXAMPLE 1** Power of Sine Is Odd and Positive

Find  $\int \sin^3 x \cos^4 x \, dx$ .

**Solution** Because you expect to use the Power Rule with  $u = \cos x$ , save one sine factor to form  $du$  and convert the remaining sine factors to cosines.

$$\begin{aligned} \int \sin^3 x \cos^4 x \, dx &= \int (\sin^2 x \cos^4 x)(\sin x) \, dx && \text{Rewrite.} \\ &= \int (1 - \cos^2 x) \cos^4 x \sin x \, dx && \text{Trigonometric identity} \\ &= \int (\cos^4 x - \cos^6 x) \sin x \, dx && \text{Multiply.} \\ &= \int \cos^4 x \sin x \, dx - \int \cos^6 x \sin x \, dx && \text{Rewrite.} \\ &= - \int (\cos^4 x)(-\sin x) \, dx + \int (\cos^6 x)(-\sin x) \, dx \\ &= -\frac{\cos^5 x}{5} + \frac{\cos^7 x}{7} + C && \text{Integrate.} \end{aligned}$$

▷ **TECHNOLOGY** A computer algebra system used to find the integral in Example 1 yielded the following.

$$\int \sin^3 x \cos^4 x \, dx = (-\cos^5 x) \left( \frac{1}{7} \sin^2 x + \frac{2}{35} \right) + C$$

• Is this equivalent to the result obtained in Example 1?

In Example 1, both of the powers  $m$  and  $n$  happened to be positive integers. This strategy will work as long as either  $m$  or  $n$  is odd and positive. For instance, in the next example, the power of the cosine is 3, but the power of the sine is  $-\frac{1}{2}$ .

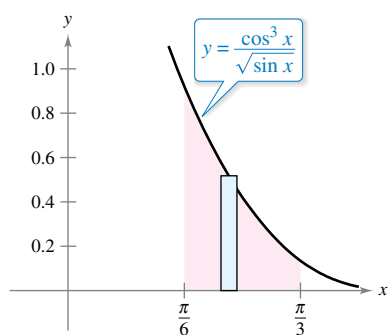
**EXAMPLE 2** Power of Cosine Is Odd and Positive

•••▷ See [LarsonCalculus.com](http://LarsonCalculus.com) for an interactive version of this type of example.

Evaluate  $\int_{\pi/6}^{\pi/3} \frac{\cos^3 x}{\sqrt{\sin x}} \, dx$ .

**Solution** Because you expect to use the Power Rule with  $u = \sin x$ , save one cosine factor to form  $du$  and convert the remaining cosine factors to sines.

$$\begin{aligned} \int_{\pi/6}^{\pi/3} \frac{\cos^3 x}{\sqrt{\sin x}} \, dx &= \int_{\pi/6}^{\pi/3} \frac{\cos^2 x \cos x}{\sqrt{\sin x}} \, dx && \text{Rewrite.} \\ &= \int_{\pi/6}^{\pi/3} \frac{(1 - \sin^2 x)(\cos x)}{\sqrt{\sin x}} \, dx && \text{Trigonometric identity} \\ &= \int_{\pi/6}^{\pi/3} [(\sin x)^{-1/2} - (\sin x)^{3/2}] \cos x \, dx && \text{Divide.} \\ &= \left[ \frac{(\sin x)^{1/2}}{1/2} - \frac{(\sin x)^{5/2}}{5/2} \right]_{\pi/6}^{\pi/3} && \text{Integrate.} \\ &= 2 \left( \frac{\sqrt{3}}{2} \right)^{1/2} - \frac{2}{5} \left( \frac{\sqrt{3}}{2} \right)^{5/2} - \sqrt{2} + \frac{\sqrt{32}}{80} \\ &\approx 0.239 \end{aligned}$$



The area of the region is approximately 0.239.

**Figure 8.4**

Figure 8.4 shows the region whose area is represented by this integral.

**EXAMPLE 3** Power of Cosine Is Even and Nonnegative


Find  $\int \cos^4 x \, dx$ .

**Solution** Because  $m$  and  $n$  are both even and nonnegative ( $m = 0$ ), you can replace  $\cos^4 x$  by

$$\left(\frac{1 + \cos 2x}{2}\right)^2.$$

So, you can integrate as shown.

$$\begin{aligned} \int \cos^4 x \, dx &= \int \left(\frac{1 + \cos 2x}{2}\right)^2 dx && \text{Power-reducing} \\ &= \int \left(\frac{1}{4} + \frac{\cos 2x}{2} + \frac{\cos^2 2x}{4}\right) dx && \text{Expand.} \\ &= \int \left[\frac{1}{4} + \frac{\cos 2x}{2} + \frac{1}{4}\left(\frac{1 + \cos 4x}{2}\right)\right] dx && \text{Power-reducing} \\ &= \frac{3}{8} \int dx + \frac{1}{4} \int 2 \cos 2x \, dx + \frac{1}{32} \int 4 \cos 4x \, dx && \text{Rewrite.} \\ &= \frac{3x}{8} + \frac{\sin 2x}{4} + \frac{\sin 4x}{32} + C && \text{Integrate.} \end{aligned}$$

Use a symbolic differentiation utility to verify this. Can you simplify the derivative to obtain the original integrand? 

In Example 3, when you evaluate the definite integral from 0 to  $\pi/2$ , you obtain

$$\begin{aligned} \int_0^{\pi/2} \cos^4 x \, dx &= \left[\frac{3x}{8} + \frac{\sin 2x}{4} + \frac{\sin 4x}{32}\right]_0^{\pi/2} \\ &= \left(\frac{3\pi}{16} + 0 + 0\right) - (0 + 0 + 0) \\ &= \frac{3\pi}{16}. \end{aligned}$$

Note that the only term that contributes to the solution is

$$\frac{3x}{8}.$$

This observation is generalized in the following formulas developed by John Wallis (1616–1703).

**Wallis's Formulas**

1. If  $n$  is odd ( $n \geq 3$ ), then

$$\int_0^{\pi/2} \cos^n x \, dx = \left(\frac{2}{3}\right)\left(\frac{4}{5}\right)\left(\frac{6}{7}\right) \cdots \left(\frac{n-1}{n}\right).$$

2. If  $n$  is even ( $n \geq 2$ ), then

$$\int_0^{\pi/2} \cos^n x \, dx = \left(\frac{1}{2}\right)\left(\frac{3}{4}\right)\left(\frac{5}{6}\right) \cdots \left(\frac{n-1}{n}\right)\left(\frac{\pi}{2}\right).$$

These formulas are also valid when  $\cos^n x$  is replaced by  $\sin^n x$ . (You are asked to prove both formulas in Exercise 87.)

Bettmann/Corbis

**JOHN WALLIS (1616–1703)**

Wallis did much of his work in calculus prior to Newton and Leibniz, and he influenced the thinking of both of these men. Wallis is also credited with introducing the present symbol ( $\infty$ ) for infinity. See [LarsonCalculus.com](http://LarsonCalculus.com) to read more of this biography.

## Integrals Involving Powers of Secant and Tangent

The guidelines below can help you find integrals of the form

$$\int \sec^m x \tan^n x \, dx.$$

### GUIDELINES FOR EVALUATING INTEGRALS INVOLVING POWERS OF SECANT AND TANGENT

1. When the power of the secant is even and positive, save a secant-squared factor and convert the remaining factors to tangents. Then expand and integrate.

$$\int \overbrace{\sec^{2k} x}^{\text{Even}} \tan^n x \, dx = \int \overbrace{(\sec^2 x)^{k-1}}^{\text{Convert to tangents}} \overbrace{\tan^n x \sec^2 x}^{\text{Save for } du} \, dx = \int (1 + \tan^2 x)^{k-1} \tan^n x \sec^2 x \, dx$$

2. When the power of the tangent is odd and positive, save a secant-tangent factor and convert the remaining factors to secants. Then expand and integrate.

$$\int \sec^m x \overbrace{\tan^{2k+1} x}^{\text{Odd}} \, dx = \int (\sec^{m-1} x) \overbrace{(\tan^2 x)^k}^{\text{Convert to secants}} \overbrace{\sec x \tan x}^{\text{Save for } du} \, dx = \int (\sec^{m-1} x) (\sec^2 x - 1)^k \sec x \tan x \, dx$$

3. When there are no secant factors and the power of the tangent is even and positive, convert a tangent-squared factor to a secant-squared factor, then expand and repeat if necessary.

$$\int \tan^n x \, dx = \int (\tan^{n-2} x) \overbrace{(\tan^2 x)}^{\text{Convert to secants}} \, dx = \int (\tan^{n-2} x) (\sec^2 x - 1) \, dx$$

4. When the integral is of the form

$$\int \sec^m x \, dx$$

where  $m$  is odd and positive, use integration by parts, as illustrated in Example 5 in Section 8.2.

5. When the first four guidelines do not apply, try converting to sines and cosines.

### EXAMPLE 4

### Power of Tangent Is Odd and Positive

Find  $\int \frac{\tan^3 x}{\sqrt{\sec x}} \, dx$ .

**Solution** Because you expect to use the Power Rule with  $u = \sec x$ , save a factor of  $(\sec x \tan x)$  to form  $du$  and convert the remaining tangent factors to secants.

$$\begin{aligned} \int \frac{\tan^3 x}{\sqrt{\sec x}} \, dx &= \int (\sec x)^{-1/2} \tan^3 x \, dx && \text{Rewrite.} \\ &= \int (\sec x)^{-3/2} (\tan^2 x) (\sec x \tan x) \, dx && \text{Rewrite.} \\ &= \int (\sec x)^{-3/2} (\sec^2 x - 1) (\sec x \tan x) \, dx && \text{Trigonometric identity} \\ &= \int [(\sec x)^{1/2} - (\sec x)^{-3/2}] (\sec x \tan x) \, dx && \text{Multiply.} \\ &= \frac{2}{3} (\sec x)^{3/2} + 2(\sec x)^{-1/2} + C && \text{Integrate.} \end{aligned}$$

**EXAMPLE 5** Power of Secant Is Even and Positive

Find  $\int \sec^4 3x \tan^3 3x \, dx$ .

**Solution** Let  $u = \tan 3x$ . Then  $du = 3 \sec^2 3x \, dx$  and you can write

$$\begin{aligned} \int \sec^4 3x \tan^3 3x \, dx &= \int (\sec^2 3x \tan^3 3x)(\sec^2 3x) \, dx && \text{Rewrite.} \\ &= \int (1 + \tan^2 3x)(\tan^3 3x)(\sec^2 3x) \, dx && \text{Trigonometric identity} \\ &= \frac{1}{3} \int (\tan^3 3x + \tan^5 3x)(3 \sec^2 3x) \, dx && \text{Multiply.} \\ &= \frac{1}{3} \left( \frac{\tan^4 3x}{4} + \frac{\tan^6 3x}{6} \right) + C && \text{Integrate.} \\ &= \frac{\tan^4 3x}{12} + \frac{\tan^6 3x}{18} + C. \end{aligned}$$

In Example 5, the power of the tangent is odd and positive. So, you could also find the integral using the procedure described in the second guideline on the preceding page. In Exercises 67 and 68, you are asked to show that the results obtained by these two procedures differ only by a constant.

**EXAMPLE 6** Power of Tangent Is Even

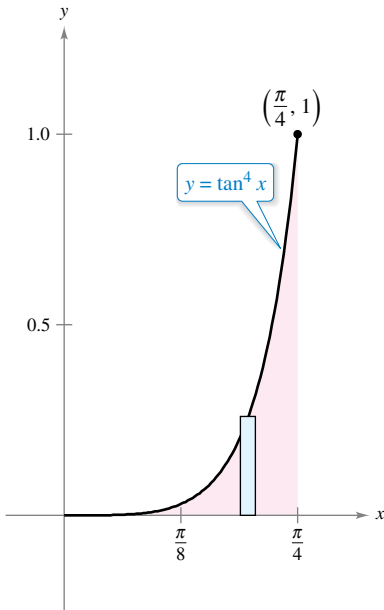
Evaluate  $\int_0^{\pi/4} \tan^4 x \, dx$ .

**Solution** Because there are no secant factors, you can begin by converting a tangent-squared factor to a secant-squared factor.

$$\begin{aligned} \int \tan^4 x \, dx &= \int (\tan^2 x)(\tan^2 x) \, dx && \text{Rewrite.} \\ &= \int (\tan^2 x)(\sec^2 x - 1) \, dx && \text{Trigonometric identity} \\ &= \int \tan^2 x \sec^2 x \, dx - \int \tan^2 x \, dx && \text{Rewrite.} \\ &= \int \tan^2 x \sec^2 x \, dx - \int (\sec^2 x - 1) \, dx && \text{Trigonometric identity} \\ &= \frac{\tan^3 x}{3} - \tan x + x + C && \text{Integrate.} \end{aligned}$$

Next, evaluate the definite integral.

$$\begin{aligned} \int_0^{\pi/4} \tan^4 x \, dx &= \left[ \frac{\tan^3 x}{3} - \tan x + x \right]_0^{\pi/4} \\ &= \frac{1}{3} - 1 + \frac{\pi}{4} \\ &\approx 0.119 \end{aligned}$$



The area of the region is approximately 0.119.

**Figure 8.5**

The area represented by the definite integral is shown in Figure 8.5. Try using the Midpoint Rule to approximate this integral. With  $n = 15$ , you should obtain an approximation that is within 0.001 of the actual value.



For integrals involving powers of cotangents and cosecants, you can follow a strategy similar to that used for powers of tangents and secants. Also, when integrating trigonometric functions, remember that it sometimes helps to convert the entire integrand to powers of sines and cosines.

### EXAMPLE 7 Converting to Sines and Cosines

Find  $\int \frac{\sec x}{\tan^2 x} dx$ .

**Solution** Because the first four guidelines on page 535 do not apply, try converting the integrand to sines and cosines. In this case, you are able to integrate the resulting powers of sine and cosine as shown.

$$\begin{aligned}\int \frac{\sec x}{\tan^2 x} dx &= \int \left( \frac{1}{\cos x} \right) \left( \frac{\cos x}{\sin x} \right)^2 dx \\ &= \int (\sin x)^{-2} (\cos x) dx \\ &= -(\sin x)^{-1} + C \\ &= -\csc x + C\end{aligned}$$

### Integrals Involving Sine-Cosine Products

Integrals involving the products of sines and cosines of two angles occur in many applications. You can evaluate these integrals using integration by parts. However, you may find it simpler to use the following product-to-sum formulas.

$$\begin{aligned}\sin mx \sin nx &= \frac{1}{2}(\cos[(m-n)x] - \cos[(m+n)x]) \\ \sin mx \cos nx &= \frac{1}{2}(\sin[(m-n)x] + \sin[(m+n)x]) \\ \cos mx \cos nx &= \frac{1}{2}(\cos[(m-n)x] + \cos[(m+n)x])\end{aligned}$$

### EXAMPLE 8 Using a Product-to-Sum Formula

Find  $\int \sin 5x \cos 4x dx$ .

**Solution** Considering the second product-to-sum formula above, you can write

$$\begin{aligned}\int \sin 5x \cos 4x dx &= \frac{1}{2} \int (\sin x + \sin 9x) dx \\ &= \frac{1}{2} \left( -\cos x - \frac{\cos 9x}{9} \right) + C \\ &= -\frac{\cos x}{2} - \frac{\cos 9x}{18} + C.\end{aligned}$$

**FOR FURTHER INFORMATION** To learn more about integrals involving sine-cosine products with different angles, see the article “Integrals of Products of Sine and Cosine with Different Arguments” by Sherrie J. Nicol in *The College Mathematics Journal*. To view this article, go to [MathArticles.com](http://MathArticles.com).

## 8.3 Exercises

See [CalcChat.com](http://CalcChat.com) for tutorial help and worked-out solutions to odd-numbered exercises.

## CONCEPT CHECK

1. **Analyzing Indefinite Integrals** Which integral requires more steps to find? Explain. Do not integrate.

$$\int \sin^8 x \, dx \qquad \int \sin^8 x \cos x \, dx$$

2. **Analyzing an Indefinite Integral** Describe the technique for finding  $\int \sec^5 x \tan^7 x \, dx$ . Do not integrate.



**Finding an Indefinite Integral Involving Sine and Cosine** In Exercises 3–14, find the indefinite integral.

- |   |   |
|---|---|
| 3. $\int \cos^5 x \sin x \, dx$                         | 4. $\int \sin^7 2x \cos 2x \, dx$               |
| 5. $\int \cos^3 x \sin^4 x \, dx$                       | 6. $\int \sin^3 3x \, dx$                       |
| 7. $\int \sin^3 x \cos^2 x \, dx$                       | 8. $\int \cos^3 \frac{x}{3} \, dx$              |
| 9. $\int \sin^3 2\theta \sqrt{\cos 2\theta} \, d\theta$ | 10. $\int \frac{\cos^5 t}{\sqrt{\sin t}} \, dt$ |
| 11. $\int \cos^2 3x \, dx$                              | 12. $\int \sin^4 6\theta \, d\theta$            |
| 13. $\int 8x \cos^2 x \, dx$                            | 14. $\int x^2 \sin^2 x \, dx$                   |

**Using Wallis's Formulas** In Exercises 15–20, use Wallis's Formulas to evaluate the integral.

- |  |  |
|--|--|
| 15. $\int_0^{\pi/2} \cos^3 x \, dx$    | 16. $\int_0^{\pi/2} \cos^6 x \, dx$    |
| 17. $\int_0^{\pi/2} \sin^2 x \, dx$    | 18. $\int_0^{\pi/2} \sin^9 x \, dx$    |
| 19. $\int_0^{\pi/2} \sin^{10} x \, dx$ | 20. $\int_0^{\pi/2} \cos^{11} x \, dx$ |



**Finding an Indefinite Integral Involving Secant and Tangent** In Exercises 21–34, find the indefinite integral.

- |                                      |  |
|--------------------------------------|--|
| 21. $\int \sec 4x \, dx$             | 22. $\int \sec^4 x \, dx$                                      |
| 23. $\int \sec^3 \pi x \, dx$        | 24. $\int \tan^6 3x \, dx$                                     |
| 25. $\int \tan^5 \frac{x}{2} \, dx$  | 26. $\int \tan^3 \frac{\pi x}{2} \sec^2 \frac{\pi x}{2} \, dx$ |
| 27. $\int \tan^3 2t \sec^3 2t \, dt$ |  |
| 28. $\int \tan^5 x \sec^4 x \, dx$   |  |

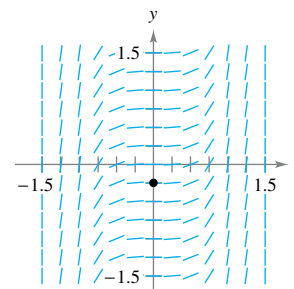
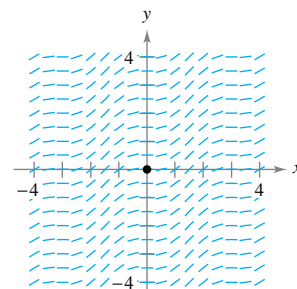
- |  |  |
|--|--|
| 29. $\int \sec^6 4x \tan 4x \, dx$       | 30. $\int \sec^2 \frac{x}{2} \tan \frac{x}{2} \, dx$ |
| 31. $\int \sec^5 x \tan^3 x \, dx$       | 32. $\int \tan^3 3x \, dx$                           |
| 33. $\int \frac{\tan^2 x}{\sec x} \, dx$ | 34. $\int \frac{\tan^2 x}{\sec^5 x} \, dx$           |

**Differential Equation** In Exercises 35–38, find the general solution of the differential equation.

- |   |  |
|---|--|
| 35. $\frac{dr}{d\theta} = \sin^4 \pi\theta$ | 36. $\frac{ds}{d\alpha} = \sin^2 \frac{\alpha}{2} \cos^2 \frac{\alpha}{2}$ |
| 37. $y' = \tan^3 3x \sec 3x$                | 38. $y' = \sqrt{\tan x} \sec^4 x$  |

**Slope Field** In Exercises 39 and 40, a differential equation, a point, and a slope field are given. (a) Sketch two approximate solutions of the differential equation on the slope field, one of which passes through the given point. (To print an enlarged copy of the graph, go to [MathGraphs.com](http://MathGraphs.com).) (b) Use integration and the given point to find the particular solution of the differential equation and use a graphing utility to graph the solution. Compare the result with the sketch in part (a) that passes through the given point.

- |   |   |
|---|---|
| 39. $\frac{dy}{dx} = \sin^2 x$ , $(0, 0)$ | 40. $\frac{dy}{dx} = \sec^2 x \tan^2 x$ , $(0, -\frac{1}{4})$ |
|---|---|



**Slope Field** In Exercises 41 and 42, use a computer algebra system to graph the slope field for the differential equation and graph the solution satisfying the specified initial condition.

- |   |   |
|---|---|
| 41. $\frac{dy}{dx} = \frac{3 \sin x}{y}$ , $y(0) = 2$ | 42. $\frac{dy}{dx} = 3\sqrt{y} \tan^2 x$ , $y(0) = 3$ |
|---|---|



**Using a Product-to-Sum Formula** In Exercises 43–48, find the indefinite integral.

- |  |   |
|--|---|
| 43. $\int \cos 2x \cos 6x \, dx$               | 44. $\int \cos 5\theta \cos 3\theta \, d\theta$ |
| 45. $\int \sin 2t \cos 9t \, dt$               | 46. $\int \sin 8x \cos 7x \, dx$                |
| 47. $\int \sin \theta \sin 3\theta \, d\theta$ | 48. $\int \sin 5x \sin 4x \, dx$                |

**Finding an Indefinite Integral** In Exercises 49–58, find the indefinite integral. Use a computer algebra system to confirm your result.

- |  |  |
|--|--|
| 49. $\int \cot^3 2x \, dx$               | 50. $\int \tan^5 \frac{x}{4} \sec^4 \frac{x}{4} \, dx$ |
| 51. $\int \csc^4 3x \, dx$               | 52. $\int \cot^3 \frac{x}{2} \csc^4 \frac{x}{2} \, dx$ |
| 53. $\int \frac{\cot^2 t}{\csc t} \, dt$ | 54. $\int \frac{\cot^3 t}{\csc t} \, dt$               |
| 55. $\int \frac{1}{\sec x \tan x} \, dx$ | 56. $\int \frac{\sin^2 x - \cos^2 x}{\cos x} \, dx$    |
| 57. $\int (\tan^4 t - \sec^4 t) \, dt$   | 58. $\int \frac{1 - \sec t}{\cos t - 1} \, dt$         |



**Evaluating a Definite Integral** In Exercises 59–66, evaluate the definite integral.

- |  |  |
|--|--|
| 59. $\int_{-\pi}^{\pi} \sin^2 x \, dx$               | 60. $\int_0^{\pi/3} \tan^2 x \, dx$              |
| 61. $\int_0^{\pi/4} 6 \tan^3 x \, dx$                | 62. $\int_0^{\pi/3} \sec^{3/2} x \tan x \, dx$   |
| 63. $\int_0^{\pi/2} \frac{\cot t}{1 + \sin t} \, dt$ | 64. $\int_{\pi/6}^{\pi/3} \sin 6x \cos 4x \, dx$ |
| 65. $\int_{-\pi/2}^{\pi/2} 3 \cos^3 x \, dx$         |  |
| 66. $\int_0^{\pi} \sin^5 x \, dx$                    |  |

**EXPLORING CONCEPTS**

**Comparing Methods** In Exercises 67 and 68, (a) find the indefinite integral in two different ways, (b) use a graphing utility to graph the antiderivative (without the constant of integration) obtained by each method to show that the results differ only by a constant, and (c) verify analytically that the results differ only by a constant.

67.  $\int \sec^4 3x \tan^3 3x \, dx$   
 68.  $\int \sec^2 x \tan x \, dx$

69. **Comparing Methods** Find the indefinite integral

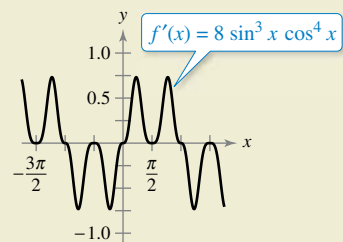
$$\int \sin x \cos x \, dx$$

using the given method. Explain how your answers differ for each method.

- (a) Substitution where  $u = \sin x$
- (b) Substitution where  $u = \cos x$
- (c) Integration by parts
- (d) Using the identity  $\sin 2x = 2 \sin x \cos x$



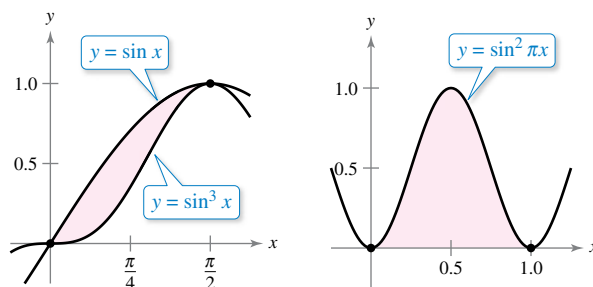
**70. HOW DO YOU SEE IT?** Use the graph of  $f'$  shown in the figure to answer the following.



- (a) Using the interval shown in the graph, approximate the value(s) of  $x$  where  $f$  is maximum. Explain.
- (b) Using the interval shown in the graph, approximate the value(s) of  $x$  where  $f$  is minimum. Explain.

**Area** In Exercises 71 and 72, find the area of the given region.

71.  $y = \sin x, y = \sin^3 x$       72.  $y = \sin^2 \pi x$



**Area** In Exercises 73 and 74, find the area of the region bounded by the graphs of the equations.

73.  $y = \cos^2 x, y = \sin^2 x, x = -\frac{\pi}{4}, x = \frac{\pi}{4}$   
 74.  $y = \cos^2 x, y = \sin x \cos x, x = -\frac{\pi}{2}, x = \frac{\pi}{4}$

**Volume** In Exercises 75 and 76, find the volume of the solid generated by revolving the region bounded by the graphs of the equations about the  $x$ -axis.

75.  $y = \tan x, y = 0, x = -\frac{\pi}{4}, x = \frac{\pi}{4}$   
 76.  $y = \cos \frac{x}{2}, y = \sin \frac{x}{2}, x = 0, x = \frac{\pi}{2}$

**Volume and Centroid** In Exercises 77 and 78, for the region bounded by the graphs of the equations, find (a) the volume of the solid generated by revolving the region about the  $x$ -axis and (b) the centroid of the region.

77.  $y = \sin x, y = 0, x = 0, x = \pi$   
 78.  $y = \cos x, y = 0, x = 0, x = \frac{\pi}{2}$

**Verifying a Reduction Formula** In Exercises 79–82, use integration by parts to verify the reduction formula. (A reduction formula reduces a given integral to the sum of a function and a simpler integral.)

79.  $\int \sin^n x \, dx = -\frac{\sin^{n-1} x \cos x}{n} + \frac{n-1}{n} \int \sin^{n-2} x \, dx$

80.  $\int \cos^n x \, dx = \frac{\cos^{n-1} x \sin x}{n} + \frac{n-1}{n} \int \cos^{n-2} x \, dx$

81.  $\int \cos^m x \sin^n x \, dx$   
 $= -\frac{\cos^{m+1} x \sin^{n-1} x}{m+n} + \frac{n-1}{m+n} \int \cos^m x \sin^{n-2} x \, dx$

82.  $\int \sec^n x \, dx = \frac{\sec^{n-2} x \tan x}{n-1} + \frac{n-2}{n-1} \int \sec^{n-2} x \, dx$

**Using Formulas** In Exercises 83–86, find the indefinite integral by using the appropriate formula from Exercises 79–82.

83.  $\int \sin^5 x \, dx$                       84.  $\int \cos^4 x \, dx$

85.  $\int \cos^2 x \sin^4 x \, dx$             86.  $\int \sec^4 \frac{2\pi x}{5} \, dx$

**87. Wallis’s Formulas** Use the result of Exercise 80 to prove the following versions of Wallis’s Formulas.

(a) If  $n$  is odd ( $n \geq 3$ ), then

$$\int_0^{\pi/2} \cos^n x \, dx = \left(\frac{2}{3}\right)\left(\frac{4}{5}\right)\left(\frac{6}{7}\right) \cdots \left(\frac{n-1}{n}\right).$$

(b) If  $n$  is even ( $n \geq 2$ ), then

$$\int_0^{\pi/2} \cos^n x \, dx = \left(\frac{1}{2}\right)\left(\frac{3}{4}\right)\left(\frac{5}{6}\right) \cdots \left(\frac{n-1}{n}\right)\left(\frac{\pi}{2}\right).$$

**88. Orthogonal Functions** The inner product of two functions  $f$  and  $g$  on  $[a, b]$  is given by

$$\langle f, g \rangle = \int_a^b f(x)g(x) \, dx.$$

Two distinct functions  $f$  and  $g$  are said to be **orthogonal** if  $\langle f, g \rangle = 0$ . Show that the following set of functions is orthogonal on  $[-\pi, \pi]$ .

$$\{\sin x, \sin 2x, \sin 3x, \dots, \cos x, \cos 2x, \cos 3x, \dots\}$$

**89. Fourier Series** The following sum is a finite Fourier series.

$$f(x) = \sum_{i=1}^N a_i \sin ix$$

$$= a_1 \sin x + a_2 \sin 2x + a_3 \sin 3x + \cdots + a_N \sin Nx$$

(a) Use Exercise 88 to show that the  $n$ th coefficient  $a_n$  is

$$\text{given by } a_n = \frac{1}{\pi} \int_{-\pi}^{\pi} f(x) \sin nx \, dx.$$

(b) Let  $f(x) = x$ . Find  $a_1, a_2$ , and  $a_3$ .

**SECTION PROJECT**

**The Wallis Product**

The formula for  $\pi$  as an infinite product was derived by English mathematician John Wallis in 1655. This product, called the **Wallis Product**, appeared in his book *Arithmetica Infinitorum*.

$$\frac{\pi}{2} = \left(\frac{2 \cdot 2}{1 \cdot 3}\right)\left(\frac{4 \cdot 4}{3 \cdot 5}\right)\left(\frac{6 \cdot 6}{5 \cdot 7}\right) \cdots \left(\frac{(2n) \cdot (2n)}{(2n-1) \cdot (2n+1)}\right) \cdots$$

In 2015, physicists Carl Hagen and Tamar Friedmann (also a mathematician) stumbled upon a connection between quantum mechanics and the Wallis Product when they applied the variational principle to higher energy states of the hydrogen atom. This principle was previously used only on the ground energy state. The Wallis Product appeared naturally in the midst of their calculations involving gamma functions.



Quantum mechanics is the study of matter and light on the atomic and subatomic scale.

Consider Wallis’s method of finding a formula for  $\pi$ . Let

$$I(n) = \int_0^{\pi/2} \sin^n x \, dx.$$

From Wallis’s Formulas,

$$I(n) = \left(\frac{1}{2}\right)\left(\frac{3}{4}\right)\left(\frac{5}{6}\right) \cdots \left(\frac{n-1}{n}\right)\left(\frac{\pi}{2}\right), \text{ } n \text{ is even } (n \geq 2)$$

or

$$I(n) = \left(\frac{2}{3}\right)\left(\frac{4}{5}\right)\left(\frac{6}{7}\right) \cdots \left(\frac{n-1}{n}\right), \text{ } n \text{ is odd } (n \geq 3).$$

(a) Find  $I(n)$  for  $n = 2, 3, 4$ , and  $5$ . What do you observe?

(b) Show that  $I(n+1) \leq I(n)$  for  $n \geq 2$ .

(c) Show that

$$\lim_{n \rightarrow \infty} \frac{I(2n+1)}{I(2n)} = 1.$$

(Hint: Use the Squeeze Theorem.)

(d) Verify the Wallis Product using the limit in part (c).

**FOR FURTHER INFORMATION** For an alternative proof of the Wallis Product, see the article “An Elementary Proof of the Wallis Product Formula for pi” by Johan Wästlund in *The American Mathematical Monthly*. To view this article, go to [MathArticles.com](http://MathArticles.com).

## 8.4 Trigonometric Substitution

- Use trigonometric substitution to find an integral.
- Use integrals to model and solve real-life applications.

### Trigonometric Substitution

Now that you can find integrals involving powers of trigonometric functions, you can use **trigonometric substitution** to find integrals involving the radicals

$$\sqrt{a^2 - u^2}, \quad \sqrt{a^2 + u^2}, \quad \text{and} \quad \sqrt{u^2 - a^2}.$$

The objective with trigonometric substitution is to eliminate the radical in the integrand. You do this by using the Pythagorean identities.

$$\cos^2 \theta = 1 - \sin^2 \theta$$

$$\sec^2 \theta = 1 + \tan^2 \theta$$

$$\tan^2 \theta = \sec^2 \theta - 1$$

For example, for  $a > 0$ , let  $u = a \sin \theta$ , where  $-\pi/2 \leq \theta \leq \pi/2$ . Then

$$\begin{aligned} \sqrt{a^2 - u^2} &= \sqrt{a^2 - a^2 \sin^2 \theta} \\ &= \sqrt{a^2(1 - \sin^2 \theta)} \\ &= \sqrt{a^2 \cos^2 \theta} \\ &= a \cos \theta. \end{aligned}$$

Note that  $\cos \theta \geq 0$ , because  $-\pi/2 \leq \theta \leq \pi/2$ .

#### Exploration

##### Integrating a Radical Function

Up to this point in the text, you have not evaluated the integral

$$\int_{-1}^1 \sqrt{1 - x^2} dx.$$

From geometry, you should be able to find the exact value of this integral—what is it? Try finding the exact value using the substitution

$$x = \sin \theta$$

and

$$dx = \cos \theta d\theta.$$

Does your answer agree with the value you obtained using geometry?

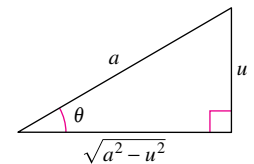
#### Trigonometric Substitution ( $a > 0$ )

1. For integrals involving  $\sqrt{a^2 - u^2}$ , let

$$u = a \sin \theta.$$

Then  $\sqrt{a^2 - u^2} = a \cos \theta$ , where

$$-\pi/2 \leq \theta \leq \pi/2.$$

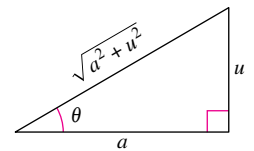


2. For integrals involving  $\sqrt{a^2 + u^2}$ , let

$$u = a \tan \theta.$$

Then  $\sqrt{a^2 + u^2} = a \sec \theta$ , where

$$-\pi/2 < \theta < \pi/2.$$

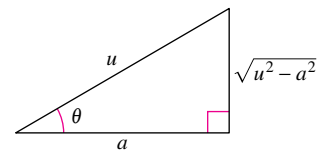


3. For integrals involving  $\sqrt{u^2 - a^2}$ , let

$$u = a \sec \theta.$$

Then

$$\sqrt{u^2 - a^2} = \begin{cases} a \tan \theta & \text{for } u > a, \text{ where } 0 \leq \theta < \pi/2 \\ -a \tan \theta & \text{for } u < -a, \text{ where } \pi/2 < \theta \leq \pi. \end{cases}$$



The restrictions on  $\theta$  ensure that the function that defines the substitution is one-to-one. In fact, these are the same intervals over which the arcsine, arctangent, and arcsecant are defined.

**EXAMPLE 1** Trigonometric Substitution:  $u = a \sin \theta$

Find  $\int \frac{dx}{x^2 \sqrt{9 - x^2}}$ .

**Solution** First, note that the basic integration rules do not apply. To use trigonometric substitution, you should observe that

$$\sqrt{9 - x^2}$$

is of the form  $\sqrt{a^2 - u^2}$ . So, you can use the substitution

$$x = a \sin \theta = 3 \sin \theta.$$

Using differentiation and the triangle shown in Figure 8.6, you obtain

$$dx = 3 \cos \theta d\theta, \quad \sqrt{9 - x^2} = 3 \cos \theta, \quad \text{and} \quad x^2 = 9 \sin^2 \theta.$$

So, trigonometric substitution yields

$$\int \frac{dx}{x^2 \sqrt{9 - x^2}} = \int \frac{3 \cos \theta d\theta}{(9 \sin^2 \theta)(3 \cos \theta)}$$

Substitute.

$$= \frac{1}{9} \int \frac{d\theta}{\sin^2 \theta}$$

Simplify.

$$= \frac{1}{9} \int \csc^2 \theta d\theta$$

Trigonometric identity

$$= -\frac{1}{9} \cot \theta + C$$

Apply Cosecant Rule.

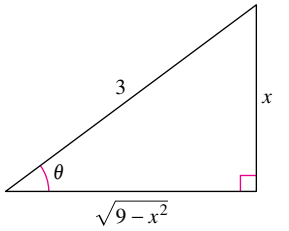
$$= -\frac{1}{9} \left( \frac{\sqrt{9 - x^2}}{x} \right) + C$$

Substitute for  $\cot \theta$ .

$$= -\frac{\sqrt{9 - x^2}}{9x} + C.$$

Note that the triangle in Figure 8.6 can be used to convert the  $\theta$ 's back to  $x$ 's, as shown.

$$\begin{aligned} \cot \theta &= \frac{\text{adj.}}{\text{opp.}} \\ &= \frac{\sqrt{9 - x^2}}{x} \end{aligned}$$



$$\sin \theta = \frac{x}{3}, \quad \cot \theta = \frac{\sqrt{9 - x^2}}{x}$$

Figure 8.6

**TECHNOLOGY** Use a computer algebra system to find each indefinite integral.

$$\begin{aligned} \int \frac{dx}{\sqrt{9 - x^2}} & \quad \int \frac{dx}{x \sqrt{9 - x^2}} \\ \int \frac{dx}{x^2 \sqrt{9 - x^2}} & \quad \int \frac{dx}{x^3 \sqrt{9 - x^2}} \end{aligned}$$

Then use trigonometric substitution to duplicate the results obtained with the computer algebra system.

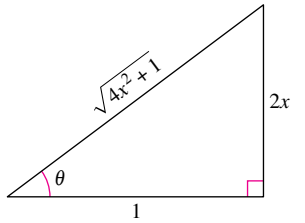
In Chapter 5, you saw how the inverse hyperbolic functions can be used to find the integrals

$$\int \frac{du}{\sqrt{u^2 \pm a^2}}, \quad \int \frac{du}{a^2 - u^2}, \quad \text{and} \quad \int \frac{du}{u \sqrt{a^2 \pm u^2}}.$$

You can also find these integrals using trigonometric substitution. This is shown in the next example.

**EXAMPLE 2** Trigonometric Substitution:  $u = a \tan \theta$

Find  $\int \frac{dx}{\sqrt{4x^2 + 1}}$ .



$\tan \theta = 2x, \sec \theta = \sqrt{4x^2 + 1}$   
**Figure 8.7**

**Solution** Let  $u = 2x$ ,  $a = 1$ , and  $2x = \tan \theta$ , as shown in Figure 8.7. Then,

$$dx = \frac{1}{2} \sec^2 \theta d\theta \quad \text{and} \quad \sqrt{4x^2 + 1} = \sec \theta.$$

Trigonometric substitution produces

$$\int \frac{dx}{\sqrt{4x^2 + 1}} = \frac{1}{2} \int \frac{\sec^2 \theta d\theta}{\sec \theta} \quad \text{Substitute.}$$

$$= \frac{1}{2} \int \sec \theta d\theta \quad \text{Simplify.}$$

$$= \frac{1}{2} \ln|\sec \theta + \tan \theta| + C \quad \text{Apply Secant Rule.}$$

$$= \frac{1}{2} \ln|\sqrt{4x^2 + 1} + 2x| + C. \quad \text{Back-substitute.}$$

Try checking this result with a computer algebra system. Is the result given in this form or in the form of an inverse hyperbolic function? ■

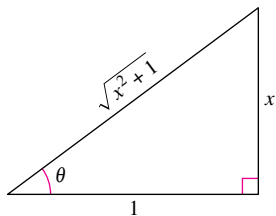
You can extend the use of trigonometric substitution to cover integrals involving expressions such as  $(a^2 - u^2)^{n/2}$  by writing the expression as

$$(a^2 - u^2)^{n/2} = (\sqrt{a^2 - u^2})^n.$$

**EXAMPLE 3** Trigonometric Substitution: Rational Powers

⋮ See [LarsonCalculus.com](http://LarsonCalculus.com) for an interactive version of this type of example.

Find  $\int \frac{dx}{(x^2 + 1)^{3/2}}$ .



$\tan \theta = x, \sin \theta = \frac{x}{\sqrt{x^2 + 1}}$   
**Figure 8.8**

**Solution** Begin by writing  $(x^2 + 1)^{3/2}$  as  $(\sqrt{x^2 + 1})^3$ .

Then let  $a = 1$  and  $u = x = \tan \theta$ , as shown in Figure 8.8. Using

$$dx = \sec^2 \theta d\theta \quad \text{and} \quad \sqrt{x^2 + 1} = \sec \theta$$

you can apply trigonometric substitution, as shown.

$$\int \frac{dx}{(x^2 + 1)^{3/2}} = \int \frac{dx}{(\sqrt{x^2 + 1})^3} \quad \text{Rewrite denominator.}$$

$$= \int \frac{\sec^2 \theta d\theta}{\sec^3 \theta} \quad \text{Substitute.}$$

$$= \int \frac{d\theta}{\sec \theta} \quad \text{Simplify.}$$

$$= \int \cos \theta d\theta \quad \text{Trigonometric identity}$$

$$= \sin \theta + C \quad \text{Apply Cosine Rule.}$$

$$= \frac{x}{\sqrt{x^2 + 1}} + C \quad \text{Back-substitute.} \quad \text{span style="color: red;">■$$

For definite integrals, it is often convenient to determine integration limits for  $\theta$  that avoid converting back to  $x$ . You might want to review this procedure in Section 4.5, Examples 8 and 9.

**EXAMPLE 4** Converting the Limits of Integration

Evaluate  $\int_{\sqrt{3}}^2 \frac{\sqrt{x^2 - 3}}{x} dx$ .

**Solution** Because  $\sqrt{x^2 - 3}$  has the form  $\sqrt{u^2 - a^2}$ , you can consider

$$u = x, \quad a = \sqrt{3}, \quad \text{and} \quad x = \sqrt{3} \sec \theta$$

as shown in Figure 8.9. Then

$$dx = \sqrt{3} \sec \theta \tan \theta d\theta \quad \text{and} \quad \sqrt{x^2 - 3} = \sqrt{3} \tan \theta.$$

To determine the upper and lower limits of integration, use the substitution  $x = \sqrt{3} \sec \theta$ , as shown.

**Lower Limit**

$$\begin{aligned} \text{When } x = \sqrt{3}, \sec \theta &= 1 \\ \text{and } \theta &= 0. \end{aligned}$$

**Upper Limit**

$$\begin{aligned} \text{When } x = 2, \sec \theta &= \frac{2}{\sqrt{3}} \\ \text{and } \theta &= \frac{\pi}{6}. \end{aligned}$$

So, you have

<div style="border: 1px solid pink; padding: 2px; display: inline-block; margin-bottom: 5px;">Integration limits for <math>x</math></div> $\downarrow$	<div style="border: 1px solid pink; padding: 2px; display: inline-block; margin-bottom: 5px;">Integration limits for <math>\theta</math></div> $\downarrow$
$\int_{\sqrt{3}}^2 \frac{\sqrt{x^2 - 3}}{x} dx = \int_0^{\pi/6} \frac{(\sqrt{3} \tan \theta)(\sqrt{3} \sec \theta \tan \theta)}{\sqrt{3} \sec \theta} d\theta$ $= \int_0^{\pi/6} \sqrt{3} \tan^2 \theta d\theta$ $= \sqrt{3} \int_0^{\pi/6} (\sec^2 \theta - 1) d\theta$ $= \sqrt{3} \left[ \tan \theta - \theta \right]_0^{\pi/6}$ $= \sqrt{3} \left( \frac{1}{\sqrt{3}} - \frac{\pi}{6} \right)$ $= 1 - \frac{\sqrt{3}\pi}{6}$ $\approx 0.0931.$	

In Example 4, try converting back to the variable  $x$  and evaluating the antiderivative at the original limits of integration. You should obtain

$$\begin{aligned} \int_{\sqrt{3}}^2 \frac{\sqrt{x^2 - 3}}{x} dx &= \sqrt{3} \left[ \frac{\sqrt{x^2 - 3}}{\sqrt{3}} - \operatorname{arcsec} \frac{x}{\sqrt{3}} \right]_{\sqrt{3}}^2 \\ &= \sqrt{3} \left( \frac{1}{\sqrt{3}} - \frac{\pi}{6} \right) \\ &\approx 0.0931. \end{aligned}$$

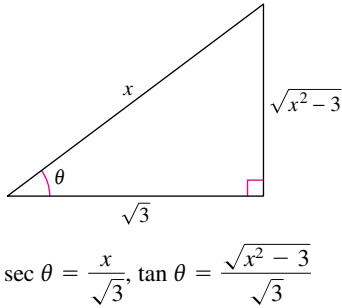


Figure 8.9



When using trigonometric substitution to evaluate definite integrals, you must be careful to check that the values of  $\theta$  lie in the intervals discussed at the beginning of this section. For instance, if in Example 4 you had been asked to evaluate the definite integral

$$\int_{-2}^{-\sqrt{3}} \frac{\sqrt{x^2 - 3}}{x} dx$$

then using  $u = x$  and  $a = \sqrt{3}$  in the interval  $[-2, -\sqrt{3}]$  would imply that  $u < -a$ . So, when determining the upper and lower limits of integration, you would have to choose  $\theta$  such that  $\pi/2 < \theta \leq \pi$ . In this case, the integral would be evaluated as shown.

$$\begin{aligned} \int_{-2}^{-\sqrt{3}} \frac{\sqrt{x^2 - 3}}{x} dx &= \int_{5\pi/6}^{\pi} \frac{(-\sqrt{3} \tan \theta)(\sqrt{3} \sec \theta \tan \theta) d\theta}{\sqrt{3} \sec \theta} \\ &= \int_{5\pi/6}^{\pi} -\sqrt{3} \tan^2 \theta d\theta \\ &= -\sqrt{3} \int_{5\pi/6}^{\pi} (\sec^2 \theta - 1) d\theta \\ &= -\sqrt{3} \left[ \tan \theta - \theta \right]_{5\pi/6}^{\pi} \\ &= -\sqrt{3} \left[ (0 - \pi) - \left( -\frac{1}{\sqrt{3}} - \frac{5\pi}{6} \right) \right] \\ &= -1 + \frac{\sqrt{3}\pi}{6} \\ &\approx -0.0931 \end{aligned}$$

.....▶  
**REMARK** Recall from Chapter 5 that you used completing the square for integrands involving quadratic functions.

Trigonometric substitution can be used with completing the square. For instance, try finding the integral

$$\int \sqrt{x^2 - 2x} dx.$$

To begin, you could complete the square and write the integral as

$$\int \sqrt{(x - 1)^2 - 1^2} dx.$$

Because the integrand has the form

$$\sqrt{u^2 - a^2}$$

with  $u = x - 1$  and  $a = 1$ , you can now use trigonometric substitution to find the integral.

Trigonometric substitution can be used to find the three integrals listed in the next theorem. These integrals will be encountered several times in the remainder of the text. When this happens, we will simply refer to this theorem. (In Exercise 65, you are asked to verify the formulas given in the theorem.)

**THEOREM 8.2 Special Integration Formulas ( $a > 0$ )**

1.  $\int \sqrt{a^2 - u^2} du = \frac{1}{2} \left( u \sqrt{a^2 - u^2} + a^2 \arcsin \frac{u}{a} \right) + C$
2.  $\int \sqrt{u^2 - a^2} du = \frac{1}{2} \left( u \sqrt{u^2 - a^2} - a^2 \ln |u + \sqrt{u^2 - a^2}| \right) + C, \quad u > a$
3.  $\int \sqrt{u^2 + a^2} du = \frac{1}{2} \left( u \sqrt{u^2 + a^2} + a^2 \ln |u + \sqrt{u^2 + a^2}| \right) + C$

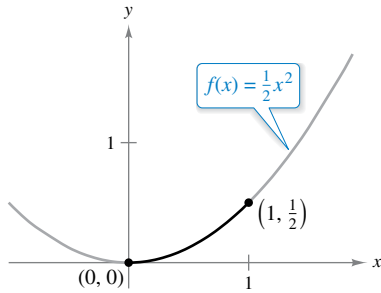
### Applications

#### EXAMPLE 5 Finding Arc Length

Find the arc length of the graph of  $f(x) = \frac{1}{2}x^2$  from  $x = 0$  to  $x = 1$  (see Figure 8.10).

**Solution** Refer to the arc length formula in Section 7.4.

$$\begin{aligned}
 s &= \int_0^1 \sqrt{1 + [f'(x)]^2} \, dx && \text{Formula for arc length} \\
 &= \int_0^1 \sqrt{1 + x^2} \, dx && f'(x) = x \\
 &= \int_0^{\pi/4} \sec^3 \theta \, d\theta && \text{Let } a = 1 \text{ and } x = \tan \theta. \\
 &= \frac{1}{2} \left[ \sec \theta \tan \theta + \ln |\sec \theta + \tan \theta| \right]_0^{\pi/4} && \text{Example 5, Section 8.2} \\
 &= \frac{1}{2} [\sqrt{2} + \ln(\sqrt{2} + 1)] \\
 &\approx 1.148
 \end{aligned}$$



The arc length of the curve from  $(0, 0)$  to  $(1, \frac{1}{2})$

Figure 8.10

#### EXAMPLE 6 Comparing Two Fluid Forces

A sealed barrel of oil (weighing 48 pounds per cubic foot) is floating in seawater (weighing 64 pounds per cubic foot), as shown in Figures 8.11 and 8.12. (The barrel is not completely full of oil. With the barrel lying on its side, the top 0.2 foot of the barrel is empty.) Compare the fluid forces against one end of the barrel from the inside and from the outside. (Assume the radius of the barrel is 1 foot and, with the barrel lying on its side, the top 0.6 foot of the barrel is above the water.)

**Solution** In Figure 8.12, locate the coordinate system with the origin at the center of the circle

$$x^2 + y^2 = 1.$$

To find the fluid force against an end of the barrel *from the inside*, integrate between  $-1$  and  $0.8$  (using a weight of  $w = 48$ ).


$$\begin{aligned}
 F &= w \int_c^d h(y)L(y) \, dy && \text{General equation (See Section 7.7.)} \\
 F_{\text{inside}} &= 48 \int_{-1}^{0.8} (0.8 - y)(2) \sqrt{1 - y^2} \, dy \\
 &= 76.8 \int_{-1}^{0.8} \sqrt{1 - y^2} \, dy - 96 \int_{-1}^{0.8} y \sqrt{1 - y^2} \, dy
 \end{aligned}$$

To find the fluid force *from the outside*, integrate between  $-1$  and  $0.4$  (using a weight of  $w = 64$ ).

$$\begin{aligned}
 F_{\text{outside}} &= 64 \int_{-1}^{0.4} (0.4 - y)(2) \sqrt{1 - y^2} \, dy \\
 &= 51.2 \int_{-1}^{0.4} \sqrt{1 - y^2} \, dy - 128 \int_{-1}^{0.4} y \sqrt{1 - y^2} \, dy
 \end{aligned}$$

The details of integration are left for you to complete in Exercise 64. Intuitively, would you say that the force from the oil (the inside) or the force from the seawater (the outside) is greater? By evaluating these two integrals, you can determine that

$$F_{\text{inside}} \approx 121.3 \text{ pounds} \quad \text{and} \quad F_{\text{outside}} \approx 93.0 \text{ pounds.}$$



The barrel is not quite full of oil—the top 0.2 foot of the barrel is empty.

Figure 8.11

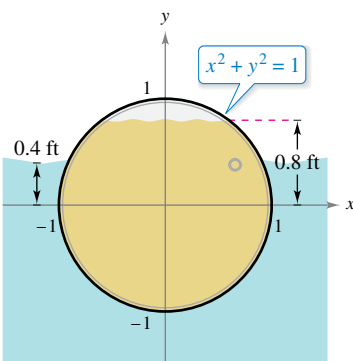


Figure 8.12

# 8.4 Exercises

See [CalcChat.com](http://CalcChat.com) for tutorial help and worked-out solutions to odd-numbered exercises.

### CONCEPT CHECK

**1. Trigonometric Substitution** State the trigonometric substitution you would use to find the indefinite integral. Do not integrate.

- (a)  $\int (9 + x^2)^{-2} dx$       (b)  $\int \sqrt{4 - x^2} dx$   
 (c)  $\int \frac{x^2}{\sqrt{25 - x^2}} dx$       (d)  $\int x^2(x^2 - 25)^{3/2} dx$

**2. Trigonometric Substitution** Why is completing the square useful when you are considering integration by trigonometric substitution?

**Using Trigonometric Substitution** In Exercises 3–6, find the indefinite integral using the substitution  $x = 4 \sin \theta$ .

3.  $\int \frac{1}{(16 - x^2)^{3/2}} dx$       4.  $\int \frac{4}{x^2 \sqrt{16 - x^2}} dx$   
 5.  $\int \frac{\sqrt{16 - x^2}}{x} dx$       6.  $\int \frac{x^3}{\sqrt{16 - x^2}} dx$



**Using Trigonometric Substitution** In Exercises 7–10, find the indefinite integral using the substitution  $x = 5 \sec \theta$ .

7.  $\int \frac{1}{\sqrt{x^2 - 25}} dx$       8.  $\int \frac{\sqrt{x^2 - 25}}{x} dx$   
 9.  $\int x^3 \sqrt{x^2 - 25} dx$       10.  $\int \frac{x^3}{\sqrt{x^2 - 25}} dx$

**Using Trigonometric Substitution** In Exercises 11–14, find the indefinite integral using the substitution  $x = 2 \tan \theta$ .

11.  $\int \frac{x}{2} \sqrt{4 + x^2} dx$       12.  $\int \frac{x^3}{4\sqrt{4 + x^2}} dx$   
 13.  $\int \frac{4}{(4 + x^2)^2} dx$       14.  $\int \frac{2x^2}{(4 + x^2)^2} dx$

**Special Integration Formulas** In Exercises 15–18, use the Special Integration Formulas (Theorem 8.2) to find the indefinite integral.

15.  $\int \sqrt{49 - 16x^2} dx$       16.  $\int \sqrt{5x^2 - 1} dx$   
 17.  $\int \sqrt{36 - 5x^2} dx$       18.  $\int \sqrt{9 + 4x^2} dx$



**Finding an Indefinite Integral** In Exercises 19–32, find the indefinite integral.

19.  $\int \sqrt{16 - 4x^2} dx$       20.  $\int \frac{1}{\sqrt{x^2 - 4}} dx$   
 21.  $\int \frac{\sqrt{1 - x^2}}{x^4} dx$       22.  $\int \frac{\sqrt{25x^2 + 4}}{x^4} dx$

23.  $\int \frac{1}{x\sqrt{4x^2 + 9}} dx$       24.  $\int \frac{1}{x\sqrt{9x^2 + 1}} dx$   
 25.  $\int \frac{-3}{(x^2 + 3)^{3/2}} dx$       26.  $\int \frac{1}{(x^2 + 5)^{3/2}} dx$   
 27.  $\int e^x \sqrt{1 - e^{2x}} dx$       28.  $\int \frac{\sqrt{1 - x}}{\sqrt{x}} dx$   
 29.  $\int \frac{1}{4 + 4x^2 + x^4} dx$       30.  $\int \frac{x^3 + x + 1}{x^4 + 2x^2 + 1} dx$   
 31.  $\int \operatorname{arcsec} 2x dx, x > \frac{1}{2}$       32.  $\int x \arcsin x dx$



**Completing the Square** In Exercises 33–36, complete the square and find the indefinite integral.

33.  $\int \frac{x}{\sqrt{4x - x^2}} dx$       34.  $\int \frac{x^2}{\sqrt{2x - x^2}} dx$   
 35.  $\int \frac{x}{\sqrt{x^2 + 6x + 12}} dx$       36.  $\int \frac{x}{\sqrt{x^2 - 6x + 5}} dx$



**Converting the Limits of Integration** In Exercises 37–42, evaluate the definite integral using (a) the given integration limits and (b) the limits obtained by trigonometric substitution.

37.  $\int_0^{\sqrt{3/2}} \frac{t^2}{(1 - t^2)^{3/2}} dt$       38.  $\int_0^{\sqrt{3/2}} \frac{1}{(1 - t^2)^{5/2}} dt$   
 39.  $\int_0^3 \frac{x^3}{\sqrt{x^2 + 9}} dx$   
 40.  $\int_0^{3/5} \sqrt{9 - 25x^2} dx$   
 41.  $\int_4^6 \frac{x^2}{\sqrt{x^2 - 9}} dx$   
 42.  $\int_4^8 \frac{\sqrt{x^2 - 16}}{x^2} dx$

### EXPLORING CONCEPTS

**Choosing a Method** In Exercises 43 and 44, state the method of integration you would use to find each integral. Explain why you chose that method. Do not integrate.

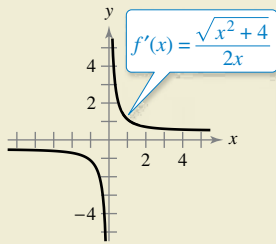
43.  $\int x\sqrt{x^2 + 1} dx$       44.  $\int x^2\sqrt{x^2 - 1} dx$

### 45. Comparing Methods

- (a) Find the integral  $\int \frac{x}{\sqrt{1 - x^2}} dx$  using  $u$ -substitution. Then find the integral using trigonometric substitution. Discuss the results.  
 (b) Find the integral  $\int \frac{x^2}{x^2 + 9} dx$  algebraically using  $x^2 = (x^2 + 9) - 9$ . Then find the integral using trigonometric substitution. Discuss the results.



**46. HOW DO YOU SEE IT?** Use the graph of  $f'$  shown in the figure to answer the following.



- (a) Identify the open interval(s) on which the graph of  $f$  is increasing or decreasing. Explain.
- (b) Identify the open interval(s) on which the graph of  $f$  is concave upward or concave downward. Explain.

**True or False?** In Exercises 47–50, determine whether the statement is true or false. If it is false, explain why or give an example that shows it is false.

47. If  $x = \sin \theta$ , then

$$\int \frac{dx}{\sqrt{1-x^2}} = \int d\theta.$$

48. If  $x = \sec \theta$ , then

$$\int \frac{\sqrt{x^2-1}}{x} dx = \int \sec \theta \tan \theta d\theta.$$

49. If  $x = \tan \theta$ , then

$$\int_0^{\sqrt{3}} \frac{dx}{(1+x^2)^{3/2}} = \int_0^{4\pi/3} \cos \theta d\theta.$$

50. If  $x = \sin \theta$ , then

$$\int_{-1}^1 x^2 \sqrt{1-x^2} dx = 2 \int_0^{\pi/2} \sin^2 \theta \cos^2 \theta d\theta.$$

51. **Area** Find the area enclosed by the ellipse  $\frac{x^2}{a^2} + \frac{y^2}{b^2} = 1$  shown in the figure.

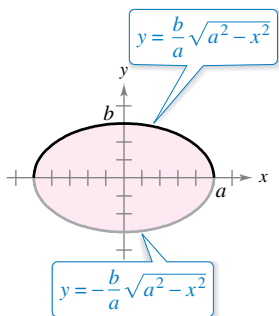


Figure for 51

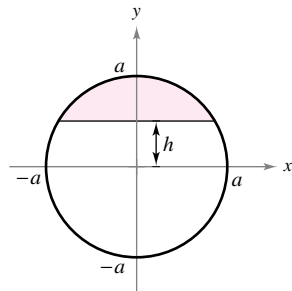


Figure for 52

52. **Area** Find the area of the shaded region of the circle of radius  $a$  when the chord is  $h$  units ( $0 < h < a$ ) from the center of the circle (see figure).

**Arc Length** In Exercises 53 and 54, find the arc length of the graph of the function over the given interval.

53.  $y = \ln x$ ,  $[1, 5]$

54.  $y = \frac{x^2}{4} - 2x$ ,  $[4, 8]$

**Volume of a Torus** In Exercises 55 and 56, find the volume of the torus generated by revolving the region bounded by the graph of the circle about the  $y$ -axis.

55.  $(x - 3)^2 + y^2 = 1$

56.  $(x - h)^2 + y^2 = r^2$ ,  $h > r$

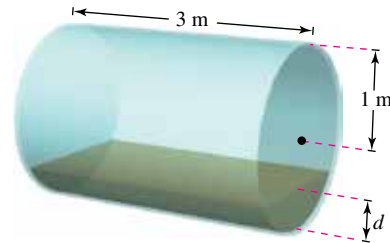
**Centroid** In Exercises 57 and 58, find the centroid of the region bounded by the graphs of the inequalities.

57.  $y \leq \frac{3}{\sqrt{x^2+9}}$ ,  $y \geq 0$ ,  $x \geq -4$ ,  $x \leq 4$

58.  $y \leq \frac{1}{4}x^2$ ,  $(x - 4)^2 + y^2 \leq 16$ ,  $y \geq 0$



59. **Volume** The axis of a storage tank in the form of a right circular cylinder is horizontal (see figure). The radius and length of the tank are 1 meter and 3 meters, respectively.



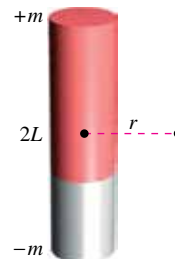
- (a) Determine the volume of fluid in the tank as a function of its depth  $d$ .
- (b) Use a graphing utility to graph the function in part (a).
- (c) Design a dip stick for the tank with markings of  $\frac{1}{4}$ ,  $\frac{1}{2}$ , and  $\frac{3}{4}$ .
- (d) Fluid is entering the tank at a rate of  $\frac{1}{4}$  cubic meter per minute. Determine the rate of change of the depth of the fluid as a function of its depth  $d$ .
- (e) Use a graphing utility to graph the function in part (d). When will the rate of change of the depth be minimum? Does this agree with your intuition? Explain.

60. **Field Strength** The field strength  $H$  of a magnet of length  $2L$  on a particle  $r$  units from the center of the magnet is

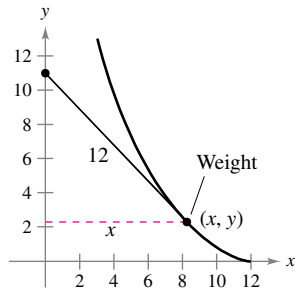
$$H = \frac{2mL}{(r^2 + L^2)^{3/2}}$$

where  $\pm m$  are the poles of the magnet (see figure). Find the average field strength as the particle moves from 0 to  $R$  units from the center by evaluating the integral

$$\frac{1}{R} \int_0^R \frac{2mL}{(r^2 + L^2)^{3/2}} dr.$$



- 61. Tractrix** A person moves from the origin along the positive  $y$ -axis pulling a weight at the end of a 12-meter rope (see figure). Initially, the weight is located at the point  $(12, 0)$ .



- (a) Show that the slope of the tangent line of the path of the weight is

$$\frac{dy}{dx} = -\frac{\sqrt{144 - x^2}}{x}$$

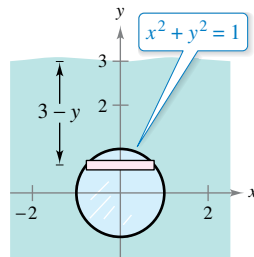
- (b) Use the result of part (a) to find the equation of the path of the weight. Use a graphing utility to graph the path and compare it with the figure.  
 (c) Find any vertical asymptotes of the graphs in part (b).  
 (d) When the person has reached the point  $(0, 12)$ , how far has the weight moved?

**62. Conjecture**

- (a) Find formulas for the distances between  $(0, 0)$  and  $(a, a^2)$ ,  $a > 0$ , along the line between these points and along the parabola  $y = x^2$ .  
 (b) Use the formulas from part (a) to find the distances for  $a = 1$ ,  $a = 10$ , and  $a = 100$ .  
 (c) Make a conjecture about the difference between the two distances as  $a$  increases.

**63. Fluid Force**

Find the fluid force on a circular observation window of radius 1 foot in a vertical wall of a large water-filled tank at a fish hatchery when the center of the window is (a) 3 feet and (b)  $d$  feet ( $d > 1$ ) below the water's surface (see figure). Use trigonometric substitution to evaluate the one integral. Water weighs 62.4 pounds per cubic foot. (Recall that in Section 7.7 in a similar problem, you evaluated one integral by a geometric formula and the other by observing that the integrand was odd.)

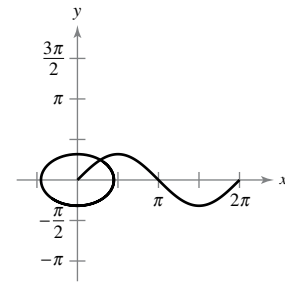


- 64. Fluid Force** Evaluate the following two integrals, which yield the fluid forces given in Example 6.

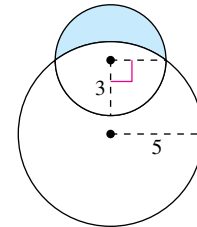
(a)  $F_{\text{inside}} = 48 \int_{-1}^{0.8} (0.8 - y)(2)\sqrt{1 - y^2} dy$   
 (b)  $F_{\text{outside}} = 64 \int_{-1}^{0.4} (0.4 - y)(2)\sqrt{1 - y^2} dy$

- 65. Verifying Formulas** Use trigonometric substitution to verify the integration formulas given in Theorem 8.2.

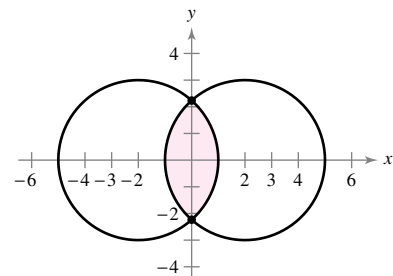
- 66. Arc Length** Show that the arc length of the graph of  $y = \sin x$  on the interval  $[0, 2\pi]$  is equal to the circumference of the ellipse  $x^2 + 2y^2 = 2$  (see figure).



- 67. Area of a Lune** The crescent-shaped region bounded by two circles forms a *lune* (see figure). Find the area of the lune given that the radius of the smaller circle is 3 and the radius of the larger circle is 5.



- 68. Area** Two circles of radius 3, with centers at  $(-2, 0)$  and  $(2, 0)$ , intersect as shown in the figure. Find the area of the shaded region.



**PUTNAM EXAM CHALLENGE**

**69.** Evaluate  $\int_0^1 \frac{\ln(x + 1)}{x^2 + 1} dx$ .

This problem was composed by the Committee on the Putnam Prize Competition. © The Mathematical Association of America. All rights reserved.

## 8.5 Partial Fractions

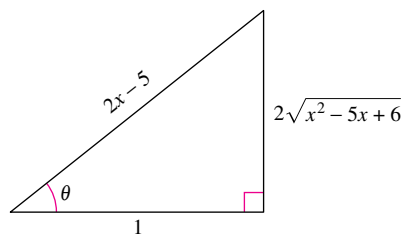
- Understand the concept of partial fraction decomposition.
- Use partial fraction decomposition with linear factors to integrate rational functions.
- Use partial fraction decomposition with quadratic factors to integrate rational functions.

### Partial Fractions

This section examines a procedure for decomposing a rational function into simpler rational functions to which you can apply the basic integration formulas. This procedure is called the **method of partial fractions**. To see the benefit of the method of partial fractions, consider the integral

$$\int \frac{1}{x^2 - 5x + 6} dx.$$

To find this integral *without* partial fractions, you can complete the square and use trigonometric substitution (see Figure 8.13) to obtain



$$\sec \theta = 2x - 5$$

Figure 8.13

$$\begin{aligned} \int \frac{1}{x^2 - 5x + 6} dx &= \int \frac{dx}{(x - 5/2)^2 - (1/2)^2} && a = \frac{1}{2}, x - \frac{5}{2} = \frac{1}{2} \sec \theta \\ &= \int \frac{(1/2) \sec \theta \tan \theta d\theta}{(1/4) \tan^2 \theta} && dx = \frac{1}{2} \sec \theta \tan \theta d\theta \\ &= 2 \int \csc \theta d\theta \\ &= 2 \ln |\csc \theta - \cot \theta| + C \\ &= 2 \ln \left| \frac{2x - 5}{2\sqrt{x^2 - 5x + 6}} - \frac{1}{2\sqrt{x^2 - 5x + 6}} \right| + C \\ &= 2 \ln \left| \frac{x - 3}{\sqrt{x^2 - 5x + 6}} \right| + C \\ &= \ln \left| \frac{(x - 3)^2}{x^2 - 5x + 6} \right| + C \\ &= \ln \left| \frac{(x - 3)^2}{(x - 2)(x - 3)} \right| + C \\ &= \ln \left| \frac{x - 3}{x - 2} \right| + C \\ &= \ln|x - 3| - \ln|x - 2| + C. \end{aligned}$$



#### JOHN BERNOULLI (1667–1748)

The method of partial fractions was introduced by John Bernoulli, a Swiss mathematician who was instrumental in the early development of calculus. John Bernoulli was a professor at the University of Basel and taught many outstanding students, the most famous of whom was Leonhard Euler.

See [LarsonCalculus.com](http://LarsonCalculus.com) to read more of this biography.

Now, suppose you had observed that

$$\frac{1}{x^2 - 5x + 6} = \frac{1}{x - 3} - \frac{1}{x - 2}. \quad \text{Partial fraction decomposition}$$

Then you could find the integral, as shown.

$$\int \frac{1}{x^2 - 5x + 6} dx = \int \left( \frac{1}{x - 3} - \frac{1}{x - 2} \right) dx = \ln|x - 3| - \ln|x - 2| + C$$

This method is clearly preferable to trigonometric substitution. Its use, however, depends on the ability to factor the denominator,  $x^2 - 5x + 6$ , and to find the **partial fractions**

$$\frac{1}{x - 3} \quad \text{and} \quad -\frac{1}{x - 2}.$$

In this section, you will study techniques for finding partial fraction decompositions.

The Granger Collection

Recall from algebra that every polynomial with real coefficients can be factored into linear and irreducible quadratic factors.\* For instance, the polynomial

$$x^5 + x^4 - x - 1$$

can be written as

$$\begin{aligned} x^5 + x^4 - x - 1 &= x^4(x + 1) - (x + 1) \\ &= (x^4 - 1)(x + 1) \\ &= (x^2 + 1)(x^2 - 1)(x + 1) \\ &= (x^2 + 1)(x + 1)(x - 1)(x + 1) \\ &= (x - 1)(x + 1)^2(x^2 + 1) \end{aligned}$$

where  $(x - 1)$  is a linear factor,  $(x + 1)^2$  is a repeated linear factor, and  $(x^2 + 1)$  is an irreducible quadratic factor. Using this factorization, you can write the partial fraction decomposition of the rational expression

$$\frac{N(x)}{x^5 + x^4 - x - 1}$$

where  $N(x)$  is a polynomial of degree less than 5, as shown.

$$\frac{N(x)}{(x - 1)(x + 1)^2(x^2 + 1)} = \frac{A}{x - 1} + \frac{B}{x + 1} + \frac{C}{(x + 1)^2} + \frac{Dx + E}{x^2 + 1}$$



**REMARK** In precalculus, you learned how to combine functions such as

$$\frac{1}{x - 2} + \frac{-1}{x + 3} = \frac{5}{(x - 2)(x + 3)}$$

The method of partial fractions shows you how to reverse this process.

$$\frac{5}{(x - 2)(x + 3)} = \frac{?}{x - 2} + \frac{?}{x + 3}$$

### Decomposition of $N(x)/D(x)$ into Partial Fractions

**1. Divide when improper:** When  $N(x)/D(x)$  is an improper fraction (that is, when the degree of the numerator is greater than or equal to the degree of the denominator), divide the denominator into the numerator to obtain

$$\frac{N(x)}{D(x)} = (\text{a polynomial}) + \frac{N_1(x)}{D(x)}$$

where the degree of  $N_1(x)$  is less than the degree of  $D(x)$ . Then apply Steps 2, 3, and 4 to the proper rational expression  $N_1(x)/D(x)$ .

**2. Factor denominator:** Completely factor the denominator into factors of the form

$$(px + q)^m \quad \text{and} \quad (ax^2 + bx + c)^n$$

where  $ax^2 + bx + c$  is irreducible.

**3. Linear factors:** For each factor of the form  $(px + q)^m$ , the partial fraction decomposition must include the following sum of  $m$  fractions.

$$\frac{A_1}{(px + q)} + \frac{A_2}{(px + q)^2} + \cdots + \frac{A_m}{(px + q)^m}$$

**4. Quadratic factors:** For each factor of the form  $(ax^2 + bx + c)^n$ , the partial fraction decomposition must include the following sum of  $n$  fractions.

$$\frac{B_1x + C_1}{ax^2 + bx + c} + \frac{B_2x + C_2}{(ax^2 + bx + c)^2} + \cdots + \frac{B_nx + C_n}{(ax^2 + bx + c)^n}$$

\* For a review of factorization techniques, see *Precalculus*, 10th edition, or *Precalculus: Real Mathematics, Real People*, 7th edition, both by Ron Larson (Boston, Massachusetts: Cengage Learning, 2018 and 2016, respectively).

## Linear Factors

Algebraic techniques for determining the constants in the numerators of a partial fraction decomposition with linear or repeated linear factors are shown in Examples 1 and 2.

### EXAMPLE 1 Distinct Linear Factors

Write the partial fraction decomposition for

$$\frac{1}{x^2 - 5x + 6}$$

**Solution** Because  $x^2 - 5x + 6 = (x - 3)(x - 2)$ , you should include one partial fraction for each factor and write

$$\frac{1}{x^2 - 5x + 6} = \frac{A}{x - 3} + \frac{B}{x - 2}$$

where  $A$  and  $B$  are to be determined. Multiplying this equation by the least common denominator  $(x - 3)(x - 2)$  yields the **basic equation**

$$1 = A(x - 2) + B(x - 3) \quad \text{Basic equation}$$

Because this equation is to be true for all  $x$ , you can substitute any *convenient* values for  $x$  to obtain equations in  $A$  and  $B$ . The most convenient values are the ones that make particular factors equal to 0.

..... ▷ **REMARK** Note that the substitutions for  $x$  in Example 1 are chosen for their convenience in determining values for  $A$  and  $B$ ;  $x = 3$  is chosen to eliminate the term  $B(x - 3)$ , and  $x = 2$  is chosen to eliminate the term  $A(x - 2)$ . The goal is to make *convenient* substitutions whenever possible.

To solve for  $A$ , let  $x = 3$ .

$$1 = A(3 - 2) + B(3 - 3) \quad \text{Let } x = 3 \text{ in basic equation.}$$

$$1 = A(1) + B(0)$$

$$1 = A$$

To solve for  $B$ , let  $x = 2$ .

$$1 = A(2 - 2) + B(2 - 3) \quad \text{Let } x = 2 \text{ in basic equation.}$$

$$1 = A(0) + B(-1)$$

$$-1 = B$$

So, the decomposition is

$$\frac{1}{x^2 - 5x + 6} = \frac{1}{x - 3} - \frac{1}{x - 2}$$

as shown at the beginning of this section. ■

### FOR FURTHER INFORMATION

To learn a different method for finding partial fraction decompositions, called the Heaviside Method, see the article “Calculus to Algebra Connections in Partial Fraction Decomposition” by Joseph Wiener and Will Watkins in *The AMATYC Review*.

Be sure you see that the method of partial fractions is practical only for integrals of rational functions whose denominators factor “nicely.” For instance, when the denominator in Example 1 is changed to

$$x^2 - 5x + 5$$

its factorization as

$$x^2 - 5x + 5 = \left[ x - \frac{5 + \sqrt{5}}{2} \right] \left[ x - \frac{5 - \sqrt{5}}{2} \right]$$

would be too cumbersome to use with partial fractions. In such cases, you should use completing the square or a computer algebra system to perform the integration. When you do this, you should obtain

$$\int \frac{1}{x^2 - 5x + 5} dx = \frac{\sqrt{5}}{5} \ln|2x - \sqrt{5} - 5| - \frac{\sqrt{5}}{5} \ln|2x + \sqrt{5} - 5| + C.$$



**EXAMPLE 2** Repeated Linear Factors

Find  $\int \frac{5x^2 + 20x + 6}{x^3 + 2x^2 + x} dx$ .

**Solution** Because

$$x^3 + 2x^2 + x = x(x^2 + 2x + 1) = x(x + 1)^2$$

you should include one partial fraction for *each power* of  $x$  and  $(x + 1)$  and write

$$\frac{5x^2 + 20x + 6}{x(x + 1)^2} = \frac{A}{x} + \frac{B}{x + 1} + \frac{C}{(x + 1)^2}.$$

Multiplying by the least common denominator  $x(x + 1)^2$  yields the *basic equation*

$$5x^2 + 20x + 6 = A(x + 1)^2 + Bx(x + 1) + Cx. \quad \text{Basic equation}$$

To solve for  $A$ , let  $x = 0$ . This eliminates the  $B$  and  $C$  terms and yields

$$6 = A(1) + 0 + 0$$

$$6 = A.$$

To solve for  $C$ , let  $x = -1$ . This eliminates the  $A$  and  $B$  terms and yields

$$5 - 20 + 6 = 0 + 0 - C$$

$$9 = C.$$

The most convenient choices for  $x$  have been used, so to find the value of  $B$ , you can use *any other value* of  $x$  along with the calculated values of  $A$  and  $C$ . Using  $x = 1$ ,  $A = 6$ , and  $C = 9$  produces

$$5 + 20 + 6 = A(4) + B(2) + C$$


$$31 = 6(4) + 2B + 9$$

$$-2 = 2B$$


$$-1 = B.$$

So, it follows that

$$\begin{aligned} \int \frac{5x^2 + 20x + 6}{x(x + 1)^2} dx &= \int \left( \frac{6}{x} - \frac{1}{x + 1} + \frac{9}{(x + 1)^2} \right) dx \\ &= 6 \ln|x| - \ln|x + 1| + 9 \frac{(x + 1)^{-1}}{-1} + C \\ &= \ln \left| \frac{x^6}{x + 1} \right| - \frac{9}{x + 1} + C. \end{aligned}$$

Try checking this result by differentiating. Include algebra in your check, simplifying the derivative until you have obtained the original integrand. 

It is necessary to make as many substitutions for  $x$  as there are unknowns ( $A, B, C, \dots$ ) to be determined. For instance, in Example 2, three substitutions ( $x = 0, x = -1$ , and  $x = 1$ ) were made to solve for  $A, B$ , and  $C$ .

 **TECHNOLOGY** Most computer algebra systems, such as *Maple*, *Mathematica*, and the *TI-Nspire*, can be used to convert a rational function to its partial fraction decomposition. For instance, using *Mathematica*, you obtain the following.

$$\begin{aligned} &\text{Apart}[5 * x^2 + 20 * x + 6] / (x * (x + 1)^2, x] \\ &\frac{6}{x} + \frac{9}{(1 + x)^2} - \frac{1}{1 + x} \end{aligned}$$

**FOR FURTHER INFORMATION**

For an alternative approach to using partial fractions, see the article “A Shortcut in Partial Fractions” by Xun-Cheng Huang in *The College Mathematics Journal*.

## Quadratic Factors

When using the method of partial fractions with *linear* factors, a convenient choice of  $x$  immediately yields a value for one of the coefficients. With *quadratic* factors, a system of linear equations usually has to be solved, regardless of the choice of  $x$ .

### EXAMPLE 3 Distinct Linear and Quadratic Factors

•••▶ See [LarsonCalculus.com](http://LarsonCalculus.com) for an interactive version of this type of example.

Find  $\int \frac{2x^3 - 4x - 8}{(x^2 - x)(x^2 + 4)} dx$ .

**Solution** Because

$$(x^2 - x)(x^2 + 4) = x(x - 1)(x^2 + 4)$$

you should include one partial fraction for each factor and write

$$\frac{2x^3 - 4x - 8}{x(x - 1)(x^2 + 4)} = \frac{A}{x} + \frac{B}{x - 1} + \frac{Cx + D}{x^2 + 4}.$$

Multiplying by the least common denominator

$$x(x - 1)(x^2 + 4)$$

yields the *basic equation*

$$2x^3 - 4x - 8 = A(x - 1)(x^2 + 4) + Bx(x^2 + 4) + (Cx + D)(x)(x - 1).$$

To solve for  $A$ , let  $x = 0$  and obtain

$$\begin{aligned} -8 &= A(-1)(4) + 0 + 0 \\ 2 &= A. \end{aligned}$$

To solve for  $B$ , let  $x = 1$  and obtain

$$\begin{aligned} -10 &= 0 + B(5) + 0 \\ -2 &= B. \end{aligned}$$

At this point,  $C$  and  $D$  are yet to be determined. You can find these remaining constants by choosing two other values for  $x$  and solving the resulting system of linear equations. Using  $x = -1$ ,  $A = 2$ , and  $B = -2$ , you can write

$$\begin{aligned} -6 &= (2)(-2)(5) + (-2)(-1)(5) + (-C + D)(-1)(-2) \\ 2 &= -C + D. \end{aligned}$$

For  $x = 2$ , you have

$$\begin{aligned} 0 &= (2)(1)(8) + (-2)(2)(8) + (2C + D)(2)(1) \\ 8 &= 2C + D. \end{aligned}$$

Solving the linear system by subtracting the first equation from the second

$$\begin{aligned} -C + D &= 2 \\ 2C + D &= 8 \end{aligned}$$

yields  $C = 2$ . Consequently,  $D = 4$ , and it follows that

$$\begin{aligned} \int \frac{2x^3 - 4x - 8}{x(x - 1)(x^2 + 4)} dx &= \int \left( \frac{2}{x} - \frac{2}{x - 1} + \frac{2x}{x^2 + 4} + \frac{4}{x^2 + 4} \right) dx \\ &= 2 \ln|x| - 2 \ln|x - 1| + \ln(x^2 + 4) + 2 \arctan \frac{x}{2} + C. \end{aligned}$$

In Examples 1, 2, and 3, the solution of the basic equation began with substituting values of  $x$  that made the linear factors equal to 0. This method works well when the partial fraction decomposition involves linear factors. When the decomposition involves only quadratic factors, however, an alternative procedure is often more convenient. For instance, try writing the right side of the basic equation in polynomial form and *equating the coefficients* of like terms. This method is shown in Example 4.

#### EXAMPLE 4 Repeated Quadratic Factors

Find  $\int \frac{8x^3 + 13x}{(x^2 + 2)^2} dx$ .

**Solution** Include one partial fraction for each power of  $(x^2 + 2)$  and write

$$\frac{8x^3 + 13x}{(x^2 + 2)^2} = \frac{Ax + B}{x^2 + 2} + \frac{Cx + D}{(x^2 + 2)^2}$$

Multiplying by the least common denominator  $(x^2 + 2)^2$  yields the *basic equation*

$$8x^3 + 13x = (Ax + B)(x^2 + 2) + Cx + D.$$

Expanding the basic equation and collecting like terms produce

$$8x^3 + 13x = Ax^3 + 2Ax + Bx^2 + 2B + Cx + D$$

$$8x^3 + 13x = Ax^3 + Bx^2 + (2A + C)x + (2B + D).$$

Now, you can equate the coefficients of like terms on opposite sides of the equation.

$$8x^3 + 0x^2 + 13x + 0 = Ax^3 + Bx^2 + (2A + C)x + (2B + D)$$

$8 = A$                        $0 = 2B + D$   
 $0 = B$                        $13 = 2A + C$

Using the known values  $A = 8$  and  $B = 0$ , you can write

$$13 = 2A + C \quad \Rightarrow \quad 13 = 2(8) + C \quad \Rightarrow \quad -3 = C$$

$$0 = 2B + D \quad \Rightarrow \quad 0 = 2(0) + D \quad \Rightarrow \quad 0 = D.$$

Finally, you can conclude that

$$\begin{aligned} \int \frac{8x^3 + 13x}{(x^2 + 2)^2} dx &= \int \left( \frac{8x}{x^2 + 2} + \frac{-3x}{(x^2 + 2)^2} \right) dx \\ &= 4 \ln(x^2 + 2) + \frac{3}{2(x^2 + 2)} + C. \end{aligned}$$

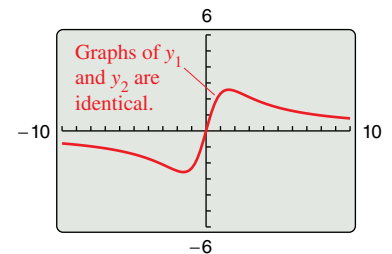
**TECHNOLOGY** You can use a graphing utility to confirm the decomposition found in Example 4. To do this, graph

$$y_1 = \frac{8x^3 + 13x}{(x^2 + 2)^2}$$

and

$$y_2 = \frac{8x}{x^2 + 2} + \frac{-3x}{(x^2 + 2)^2}$$

in the same viewing window. The graphs should be identical, as shown at the right.



When integrating rational expressions, keep in mind that for *improper* rational expressions such as

$$\frac{N(x)}{D(x)} = \frac{2x^3 + x^2 - 7x + 7}{x^2 + x - 2}$$

you must first divide to obtain

$$\frac{N(x)}{D(x)} = 2x - 1 + \frac{-2x + 5}{x^2 + x - 2}.$$

The proper rational expression is then decomposed into its partial fractions by the usual methods.

Here are some guidelines for solving the basic equation that is obtained in a partial fraction decomposition.

### GUIDELINES FOR SOLVING THE BASIC EQUATION

#### Linear Factors

1. Substitute the roots of the distinct linear factors in the basic equation.
2. For repeated linear factors, use the coefficients determined in the first guideline to rewrite the basic equation. Then substitute other convenient values of  $x$  and solve for the remaining coefficients.

#### Quadratic Factors

1. Expand the basic equation.
2. Collect terms according to powers of  $x$ .
3. Equate the coefficients of like powers to obtain a system of linear equations involving  $A$ ,  $B$ ,  $C$ , and so on.
4. Solve the system of linear equations.

#### FOR FURTHER INFORMATION

To read about another method of evaluating integrals of rational functions, see the article “Alternate Approach to Partial Fractions to Evaluate Integrals of Rational Functions” by N. R. Nandakumar and Michael J. Bossé in *The Pi Mu Epsilon Journal*. To view this article, go to [MathArticles.com](http://MathArticles.com).

Before concluding this section, here are a few things you should remember. First, it is not necessary to use the partial fractions technique on all rational functions. For instance, the following integral is found more easily by the Log Rule.

$$\begin{aligned} \int \frac{x^2 + 1}{x^3 + 3x - 4} dx &= \frac{1}{3} \int \frac{3x^2 + 3}{x^3 + 3x - 4} dx \\ &= \frac{1}{3} \ln|x^3 + 3x - 4| + C \end{aligned}$$

Second, when the integrand is not in reduced form, reducing it may eliminate the need for partial fractions, as shown in the following integral.

$$\begin{aligned} \int \frac{x^2 - x - 2}{x^3 - 2x - 4} dx &= \int \frac{(x + 1)(x - 2)}{(x - 2)(x^2 + 2x + 2)} dx \\ &= \int \frac{x + 1}{x^2 + 2x + 2} dx \\ &= \frac{1}{2} \ln|x^2 + 2x + 2| + C \end{aligned}$$

Finally, partial fractions can be used with some quotients involving transcendental functions. For instance, the substitution  $u = \sin x$  allows you to write

$$\int \frac{\cos x}{(\sin x)(\sin x - 1)} dx = \int \frac{du}{u(u - 1)}, \quad u = \sin x, du = \cos x dx$$

# 8.5 Exercises

See [CalcChat.com](http://CalcChat.com) for tutorial help and worked-out solutions to odd-numbered exercises.

## CONCEPT CHECK

**1. Partial Fraction Decomposition** Write the form of the partial fraction decomposition of each rational expression. Do not solve for the constants.

(a)  $\frac{4}{x^2 - 8x}$                       (b)  $\frac{2x^2 + 1}{(x - 3)^3}$   
 (c)  $\frac{2x - 3}{x^3 + 10x}$                       (d)  $\frac{2x - 1}{x(x^2 + 1)^2}$

**2. Guidelines for Solving the Basic Equation** In your own words, explain how to solve a basic equation obtained in a partial fraction decomposition that involves quadratic factors.



**Using Partial Fractions** In Exercises 3–20, use partial fractions to find the indefinite integral.

3.  $\int \frac{1}{x^2 - 9} dx$                       4.  $\int \frac{2}{9x^2 - 1} dx$   
 5.  $\int \frac{5}{x^2 + 3x - 4} dx$                       6.  $\int \frac{3 - x}{3x^2 - 2x - 1} dx$   
 7.  $\int \frac{x^2 + 12x + 12}{x^3 - 4x} dx$                       8.  $\int \frac{x^3 - x + 3}{x^2 + x - 2} dx$   
 9.  $\int \frac{2x^3 - 4x^2 - 15x + 5}{x^2 - 2x - 8} dx$                       10.  $\int \frac{x + 2}{x^2 + 5x} dx$   
 11.  $\int \frac{4x^2 + 2x - 1}{x^3 + x^2} dx$                       12.  $\int \frac{5x - 2}{(x - 2)^2} dx$   
 13.  $\int \frac{x^2 - 6x + 2}{x^3 + 2x^2 + x} dx$                       14.  $\int \frac{8x}{x^3 + x^2 - x - 1} dx$   
 15.  $\int \frac{9 - x^2}{7x^3 + x} dx$                       16.  $\int \frac{6x}{x^3 - 8} dx$   
 17.  $\int \frac{x^2}{x^4 - 2x^2 - 8} dx$                       18.  $\int \frac{x}{16x^4 - 1} dx$   
 19.  $\int \frac{x^2 + 5}{x^3 - x^2 + x + 3} dx$   
 20.  $\int \frac{x^2 + 6x + 4}{x^4 + 8x^2 + 16} dx$



**Evaluating a Definite Integral** In Exercises 21–24, use partial fractions to evaluate the definite integral. Use a graphing utility to verify your result.

21.  $\int_0^2 \frac{3}{4x^2 + 5x + 1} dx$                       22.  $\int_1^5 \frac{x - 1}{x^2(x + 1)} dx$   
 23.  $\int_1^2 \frac{x + 1}{x(x^2 + 1)} dx$                       24.  $\int_0^1 \frac{x^2 - x}{x^2 + x + 1} dx$

**Finding an Indefinite Integral** In Exercises 25–32, use substitution and partial fractions to find the indefinite integral.

25.  $\int \frac{\sin x}{\cos x + \cos^2 x} dx$                       26.  $\int \frac{5 \cos x}{\sin^2 x + 3 \sin x - 4} dx$   
 27.  $\int \frac{\sec^2 x}{\tan^2 x + 5 \tan x + 6} dx$                       28.  $\int \frac{\sec^2 x}{(\tan x)(\tan x + 1)} dx$   
 29.  $\int \frac{e^x}{(e^x - 1)(e^x + 4)} dx$                       30.  $\int \frac{e^x}{(e^{2x} + 1)(e^x - 1)} dx$   
 31.  $\int \frac{\sqrt{x}}{x - 4} dx$                       32.  $\int \frac{1}{x(\sqrt{3} - \sqrt{x})} dx$

**Verifying a Formula** In Exercises 33–36, use the method of partial fractions to verify the integration formula.

33.  $\int \frac{1}{x(a + bx)} dx = \frac{1}{a} \ln \left| \frac{x}{a + bx} \right| + C$   
 34.  $\int \frac{1}{a^2 - x^2} dx = \frac{1}{2a} \ln \left| \frac{a + x}{a - x} \right| + C$   
 35.  $\int \frac{x}{(a + bx)^2} dx = \frac{1}{b^2} \left( \frac{a}{a + bx} + \ln |a + bx| \right) + C$   
 36.  $\int \frac{1}{x^2(a + bx)} dx = -\frac{1}{ax} - \frac{b}{a^2} \ln \left| \frac{x}{a + bx} \right| + C$

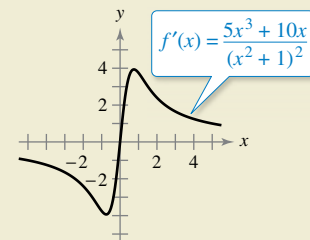
## EXPLORING CONCEPTS

**Choosing a Method** In Exercises 37–39, state the method of integration you would use to find each integral. Explain why you chose that method. Do not integrate.

37.  $\int \frac{x + 1}{x^2 + 2x - 8} dx$                       38.  $\int \frac{7x + 4}{x^2 + 2x - 8} dx$   
 39.  $\int \frac{4}{x^2 + 2x + 5} dx$



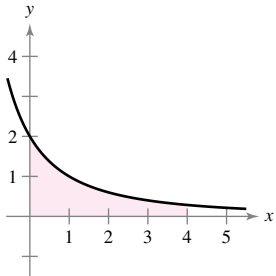
**40. HOW DO YOU SEE IT?** Use the graph of  $f'$  shown in the figure to answer the following.



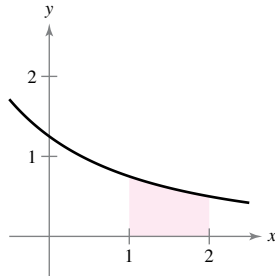
- (a) Is  $f(3) - f(2) > 0$ ? Explain.  
 (b) Which is greater, the area under the graph of  $f'$  from 1 to 2 or the area under the graph of  $f'$  from 3 to 4?

**Area** In Exercises 41–44, use partial fractions to find the area of the given region.

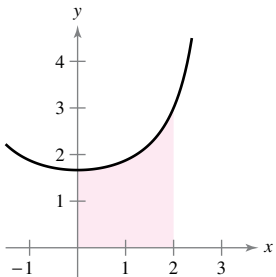
41.  $y = \frac{12}{x^2 + 5x + 6}$



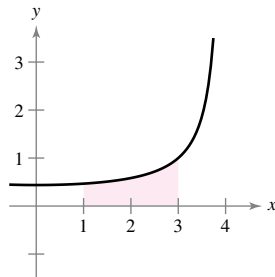
42.  $y = \frac{15}{x^2 + 7x + 12}$



43.  $y = \frac{15}{9 - x^2}$



44.  $y = \frac{7}{16 - x^2}$



45. **Modeling Data** The predicted cost  $C$  (in hundreds of thousands of dollars) for a company to remove  $p\%$  of a chemical from its waste water is shown in the table.

$P$	0	10	20	30	40
$C$	0	0.7	1.0	1.3	1.7

$P$	50	60	70	80	90
$C$	2.0	2.7	3.6	5.5	11.2

A model for the data is given by

$$C = \frac{124p}{(10 + p)(100 - p)}$$

for  $0 \leq p < 100$ . Use the model to find the average cost of removing between 75% and 80% of the chemical.

46. **Average Value of a Function** Find the average value of

$$f(x) = \frac{1}{4x^2 - 1}$$

from  $x = 1$  to  $x = 4$ .

47. **Volume and Centroid** Consider the region bounded by the graphs of

$$y = \frac{2x}{x^2 + 1}, \quad y = 0, \quad x = 0, \quad \text{and} \quad x = 3.$$

- (a) Find the volume of the solid generated by revolving the region about the  $x$ -axis.
- (b) Find the centroid of the region.

48. **Volume** Consider the region bounded by the graph of

$$y^2 = \frac{(2 - x)^2}{(1 + x)^2}$$

on the interval  $[0, 1]$ . Find the volume of the solid generated by revolving this region about the  $x$ -axis.

49. **Epidemic Model** A single infected individual enters a community of  $n$  susceptible individuals. Let  $x$  be the number of newly infected individuals at time  $t$ . The common epidemic model assumes that the disease spreads at a rate proportional to the product of the total number infected and the number not yet infected. So,  $dx/dt = k(x + 1)(n - x)$  and you obtain

$$\int \frac{1}{(x + 1)(n - x)} dx = \int k dt.$$

Solve for  $x$  as a function of  $t$ .

• • • **50. Chemical Reaction** • • • • •

In a chemical reaction, one unit of compound Y and one unit of compound Z are converted into a single unit of compound X. Let  $x$  be the amount of compound X formed. The rate of formation of X is proportional to the product of the amounts of unconverted compounds Y and Z. So,  $dx/dt = k(y_0 - x)(z_0 - x)$ , where  $y_0$  and  $z_0$  are the initial amounts of compounds Y and Z. From this equation, you obtain



$$\int \frac{1}{(y_0 - x)(z_0 - x)} dx = \int k dt.$$

- (a) Solve for  $x$  as a function of  $t$ .
- (b) Use the result of part (a) to find  $x$  as  $t \rightarrow \infty$  for (1)  $y_0 < z_0$ , (2)  $y_0 > z_0$ , and (3)  $y_0 = z_0$ .

51. **Using Two Methods** Evaluate

$$\int_0^1 \frac{x}{1 + x^4} dx$$

in two different ways, one of which is partial fractions.

**PUTNAM EXAM CHALLENGE**

52. Prove  $\frac{22}{7} - \pi = \int_0^1 \frac{x^4(1-x)^4}{1+x^2} dx$ .

53. Let  $p(x)$  be a nonzero polynomial of degree less than 1992 having no nonconstant factor in common with  $x^3 - x$ . Let

$$\frac{d^{1992}}{dx^{1992}} \left( \frac{p(x)}{x^3 - x} \right) = \frac{f(x)}{g(x)}$$

for polynomials  $f(x)$  and  $g(x)$ . Find the smallest possible degree of  $f(x)$ .

These problems were composed by the Committee on the Putnam Prize Competition. © The Mathematical Association of America. All rights reserved.

# 8.6 Numerical Integration

- Approximate a definite integral using the Trapezoidal Rule.
- Approximate a definite integral using Simpson's Rule.
- Analyze the approximate errors in the Trapezoidal Rule and Simpson's Rule.

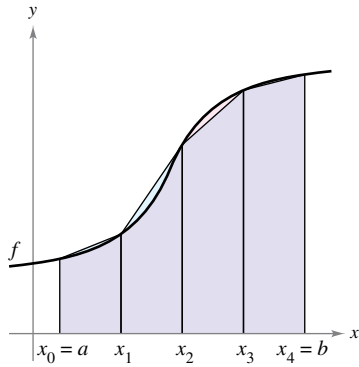
## The Trapezoidal Rule

Some elementary functions simply do not have antiderivatives that are elementary functions. For example, there is no elementary function that has any of the following functions as its derivative.

$$\sqrt[3]{x}\sqrt{1-x}, \quad \sqrt{x} \cos x, \quad \frac{\cos x}{x}, \quad \sqrt{1-x^3}, \quad \sin x^2$$

If you need to evaluate a definite integral involving a function whose antiderivative cannot be found, then while the Fundamental Theorem of Calculus is still true, it cannot be easily applied. In this case, it is easier to resort to an approximation technique. Two such techniques are described in this section.

One way to approximate a definite integral is to use  $n$  trapezoids, as shown in Figure 8.14. In the development of this method, assume that  $f$  is continuous and positive on the interval  $[a, b]$ . So, the definite integral



The area of the region can be approximated using four trapezoids.

**Figure 8.14**

$$\int_a^b f(x) dx$$

represents the area of the region bounded by the graph of  $f$  and the  $x$ -axis, from  $x = a$  to  $x = b$ . First, partition the interval  $[a, b]$  into  $n$  subintervals, each of width  $\Delta x = (b - a)/n$ , such that

$$a = x_0 < x_1 < x_2 < \dots < x_n = b.$$

Then form a trapezoid for each subinterval (see Figure 8.15). The area of the  $i$ th trapezoid is

$$\text{Area of } i\text{th trapezoid} = \left[ \frac{f(x_{i-1}) + f(x_i)}{2} \right] \left( \frac{b-a}{n} \right).$$

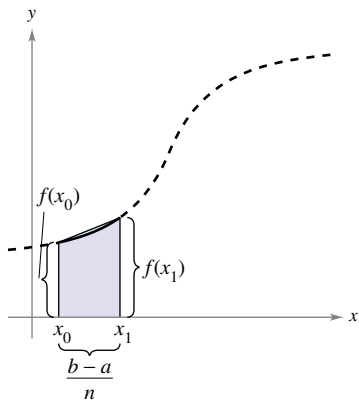
This implies that the sum of the areas of the  $n$  trapezoids is

$$\begin{aligned} \text{Area} &= \left( \frac{b-a}{n} \right) \left[ \frac{f(x_0) + f(x_1)}{2} + \dots + \frac{f(x_{n-1}) + f(x_n)}{2} \right] \\ &= \left( \frac{b-a}{2n} \right) [f(x_0) + f(x_1) + f(x_1) + f(x_2) + \dots + f(x_{n-1}) + f(x_n)] \\ &= \left( \frac{b-a}{2n} \right) [f(x_0) + 2f(x_1) + 2f(x_2) + \dots + 2f(x_{n-1}) + f(x_n)]. \end{aligned}$$

Letting  $\Delta x = (b - a)/n$ , you can take the limit as  $n \rightarrow \infty$  to obtain

$$\begin{aligned} &\lim_{n \rightarrow \infty} \left( \frac{b-a}{2n} \right) [f(x_0) + 2f(x_1) + \dots + 2f(x_{n-1}) + f(x_n)] \\ &= \lim_{n \rightarrow \infty} \left[ \frac{[f(a) - f(b)] \Delta x}{2} + \sum_{i=1}^n f(x_i) \Delta x \right] \\ &= \lim_{n \rightarrow \infty} \frac{[f(a) - f(b)](b-a)}{2n} + \lim_{n \rightarrow \infty} \sum_{i=1}^n f(x_i) \Delta x \\ &= 0 + \int_a^b f(x) dx. \end{aligned}$$

The result is summarized in the next theorem.



The area of the first trapezoid is

$$\left[ \frac{f(x_0) + f(x_1)}{2} \right] \left( \frac{b-a}{n} \right).$$

**Figure 8.15**

**THEOREM 8.3 The Trapezoidal Rule**

Let  $f$  be continuous on  $[a, b]$ . The Trapezoidal Rule for approximating  $\int_a^b f(x) dx$  is

$$\int_a^b f(x) dx \approx \frac{b-a}{2n} [f(x_0) + 2f(x_1) + 2f(x_2) + \dots + 2f(x_{n-1}) + f(x_n)].$$

Moreover, as  $n \rightarrow \infty$ , the right-hand side approaches  $\int_a^b f(x) dx$ .



**REMARK** Observe that the coefficients in the Trapezoidal Rule have the following pattern.

$$1 \quad 2 \quad 2 \quad 2 \quad \dots \quad 2 \quad 2 \quad 1$$

**EXAMPLE 1 Approximation with the Trapezoidal Rule**

Use the Trapezoidal Rule to approximate

$$\int_0^\pi \sin x dx.$$

Compare the results for  $n = 4$  and  $n = 8$ , as shown in Figure 8.16.

**Solution** When  $n = 4$ ,  $\Delta x = \pi/4$ , and you obtain

$$\begin{aligned} \int_0^\pi \sin x dx &\approx \frac{\pi}{8} \left( \sin 0 + 2 \sin \frac{\pi}{4} + 2 \sin \frac{\pi}{2} + 2 \sin \frac{3\pi}{4} + \sin \pi \right) \\ &= \frac{\pi}{8} (0 + \sqrt{2} + 2 + \sqrt{2} + 0) \\ &= \frac{\pi(1 + \sqrt{2})}{4} \\ &\approx 1.896. \end{aligned}$$

When  $n = 8$ ,  $\Delta x = \pi/8$ , and you obtain

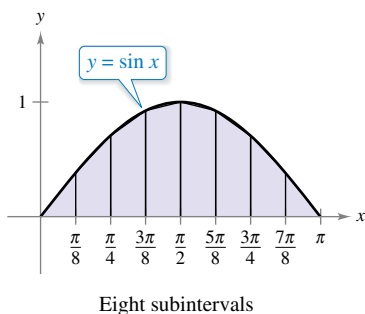
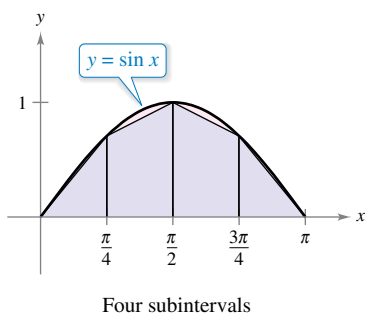
$$\begin{aligned} \int_0^\pi \sin x dx &\approx \frac{\pi}{16} \left( \sin 0 + 2 \sin \frac{\pi}{8} + 2 \sin \frac{\pi}{4} + 2 \sin \frac{3\pi}{8} + 2 \sin \frac{\pi}{2} \right. \\ &\quad \left. + 2 \sin \frac{5\pi}{8} + 2 \sin \frac{3\pi}{4} + 2 \sin \frac{7\pi}{8} + \sin \pi \right) \\ &= \frac{\pi}{16} \left( 2 + 2\sqrt{2} + 4 \sin \frac{\pi}{8} + 4 \sin \frac{3\pi}{8} \right) \\ &\approx 1.974. \end{aligned}$$

For this particular integral, you could have found an antiderivative and determined that the exact area of the region is 2. ■

**TECHNOLOGY** Most graphing utilities have a *numerical integration* feature that can be used to approximate the value of a definite integral. Use this feature to approximate the integral in Example 1. How close is your approximation? When you use this feature, you need to be aware of its limitations. Often, you are given no indication of the degree of accuracy of the approximation. Other times, you may be given a result that is incorrect. For instance, use a graphing utility to evaluate

$$\int_{-1}^2 \frac{1}{x} dx.$$

Your graphing utility should give an error message. Does yours?



Trapezoidal approximations  
**Figure 8.16**



It is interesting to compare the Trapezoidal Rule with the Midpoint Rule given in Section 4.2. For the Trapezoidal Rule, you average the function values at the endpoints of the subintervals, but for the Midpoint Rule, you take the function values of the subinterval midpoints.

$$\int_a^b f(x) dx \approx \sum_{i=1}^n f\left(\frac{x_{i-1} + x_i}{2}\right) \Delta x \quad \text{Midpoint Rule}$$

$$\int_a^b f(x) dx \approx \sum_{i=1}^n \left(\frac{f(x_{i-1}) + f(x_i)}{2}\right) \Delta x \quad \text{Trapezoidal Rule}$$

There are two important points that should be made concerning the Trapezoidal Rule (or the Midpoint Rule). First, the approximation tends to become more accurate as  $n$  increases. For instance, in Example 1, when  $n = 16$ , the Trapezoidal Rule yields an approximation of 1.994. Second, although you could have used the Fundamental Theorem to evaluate the integral in Example 1, this theorem cannot be used to evaluate an integral as simple as  $\int_0^\pi \sin x^2 dx$  because  $\sin x^2$  has no elementary antiderivative. Yet the Trapezoidal Rule can be applied to estimate this integral.

## Simpson's Rule

One way to view the trapezoidal approximation of a definite integral is to say that on each subinterval, you approximate  $f$  by a *first-degree* polynomial. In Simpson's Rule, named after the English mathematician Thomas Simpson (1710–1761), you take this procedure one step further and approximate  $f$  by *second-degree* polynomials.

Before presenting Simpson's Rule, consider the next theorem for evaluating integrals of polynomials of degree 2 (or less).

### THEOREM 8.4 Integral of $p(x) = Ax^2 + Bx + C$

If  $p(x) = Ax^2 + Bx + C$ , then

$$\int_a^b p(x) dx = \left(\frac{b-a}{6}\right) \left[ p(a) + 4p\left(\frac{a+b}{2}\right) + p(b) \right].$$



### Proof

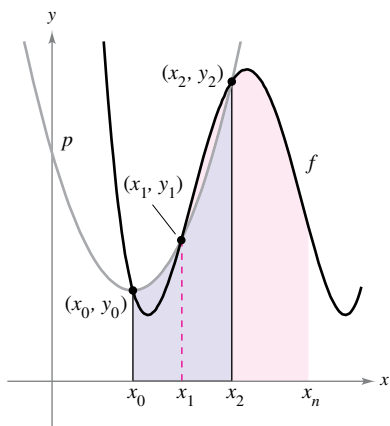
$$\begin{aligned} \int_a^b p(x) dx &= \int_a^b (Ax^2 + Bx + C) dx \\ &= \left[ \frac{Ax^3}{3} + \frac{Bx^2}{2} + Cx \right]_a^b \\ &= \frac{A(b^3 - a^3)}{3} + \frac{B(b^2 - a^2)}{2} + C(b - a) \\ &= \left(\frac{b-a}{6}\right) [2A(a^2 + ab + b^2) + 3B(b+a) + 6C] \end{aligned}$$

By expansion and collection of terms, the expression inside the brackets becomes

$$\underbrace{(Aa^2 + Ba + C)}_{p(a)} + 4 \underbrace{\left[ A\left(\frac{b+a}{2}\right)^2 + B\left(\frac{b+a}{2}\right) + C \right]}_{4p\left(\frac{a+b}{2}\right)} + \underbrace{(Ab^2 + Bb + C)}_{p(b)}$$

and you can write

$$\int_a^b p(x) dx = \left(\frac{b-a}{6}\right) \left[ p(a) + 4p\left(\frac{a+b}{2}\right) + p(b) \right].$$



$$\int_{x_0}^{x_2} p(x) dx \approx \int_{x_0}^{x_2} f(x) dx$$

Figure 8.17

To develop Simpson’s Rule for approximating a definite integral, you again partition the interval  $[a, b]$  into  $n$  subintervals, each of width  $\Delta x = (b - a)/n$ . This time, however,  $n$  is required to be even, and the subintervals are grouped in pairs such that

$$a = x_0 < x_1 < x_2 < x_3 < x_4 < \cdots < x_{n-2} < x_{n-1} < x_n = b.$$

$\underbrace{\hspace{2cm}}_{[x_0, x_2]}$ 
 $\underbrace{\hspace{2cm}}_{[x_2, x_4]}$ 
 $\underbrace{\hspace{2cm}}_{[x_{n-2}, x_n]}$

On each (double) subinterval  $[x_{i-2}, x_i]$ , you can approximate  $f$  by a polynomial  $p$  of degree less than or equal to 2. (See Exercise 47.) For example, on the subinterval  $[x_0, x_2]$ , choose the polynomial of least degree passing through the points  $(x_0, y_0)$ ,  $(x_1, y_1)$ , and  $(x_2, y_2)$ , as shown in Figure 8.17. Now, using  $p$  as an approximation of  $f$  on this subinterval, you have, by Theorem 8.4,

$$\begin{aligned} \int_{x_0}^{x_2} f(x) dx &\approx \int_{x_0}^{x_2} p(x) dx \\ &= \frac{x_2 - x_0}{6} \left[ p(x_0) + 4p\left(\frac{x_0 + x_2}{2}\right) + p(x_2) \right] \\ &= \frac{2[(b - a)/n]}{6} [p(x_0) + 4p(x_1) + p(x_2)] \\ &= \frac{b - a}{3n} [f(x_0) + 4f(x_1) + f(x_2)]. \end{aligned}$$

Repeating this procedure on the entire interval  $[a, b]$  produces the next theorem.

••••• **REMARK** Observe that the coefficients in Simpson’s Rule have the following pattern.

1 4 2 4 2 4 . . . 4 2 4 1

**THEOREM 8.5 Simpson’s Rule**

Let  $f$  be continuous on  $[a, b]$  and let  $n$  be an even integer. Simpson’s Rule for approximating  $\int_a^b f(x) dx$  is

$$\int_a^b f(x) dx \approx \frac{b - a}{3n} [f(x_0) + 4f(x_1) + 2f(x_2) + 4f(x_3) + \cdots + 2f(x_{n-2}) + 4f(x_{n-1}) + f(x_n)].$$

Moreover, as  $n \rightarrow \infty$ , the right-hand side approaches  $\int_a^b f(x) dx$ .

••••• **REMARK** In Section 4.2, Example 8, the Midpoint Rule with  $n = 4$  approximates  $\int_0^\pi \sin x dx$  as 2.052. In Example 1, the Trapezoidal Rule with  $n = 4$  gives an approximation of 1.896. In Example 2, Simpson’s Rule with  $n = 4$  gives an approximation of 2.005. The antiderivative would produce the true value of 2.

In Example 1, the Trapezoidal Rule was used to estimate  $\int_0^\pi \sin x dx$ . In the next example, Simpson’s Rule is applied to the same integral.

**EXAMPLE 2 Approximation with Simpson’s Rule**

••••• *See LarsonCalculus.com for an interactive version of this type of example.*

Use Simpson’s Rule to approximate

$$\int_0^\pi \sin x dx.$$

Compare the results for  $n = 4$  and  $n = 8$ .

**Solution** When  $n = 4$ , you have

$$\int_0^\pi \sin x dx \approx \frac{\pi}{12} \left( \sin 0 + 4 \sin \frac{\pi}{4} + 2 \sin \frac{\pi}{2} + 4 \sin \frac{3\pi}{4} + \sin \pi \right) \approx 2.005.$$

When  $n = 8$ , you have  $\int_0^\pi \sin x dx \approx 2.0003$ .

**FOR FURTHER INFORMATION**

For proofs of the formulas used for estimating the errors involved in the use of the Midpoint Rule and Simpson’s Rule, see the article “Elementary Proofs of Error Estimates for the Midpoint and Simpson’s Rules” by Edward C. Fazekas, Jr. and Peter R. Mercer in *Mathematics Magazine*. To view this article, go to *MathArticles.com*.

**Error Analysis**

When you use an approximation technique, it is important to know how accurate you can expect the approximation to be. The next theorem, which is listed without proof, gives the formulas for estimating the errors involved in the use of Simpson’s Rule and the Trapezoidal Rule. In general, when using an approximation, you can think of the error  $E$  as the difference between  $\int_a^b f(x) dx$  and the approximation.

**THEOREM 8.6 Errors in the Trapezoidal Rule and Simpson’s Rule**

If  $f$  has a continuous second derivative on  $[a, b]$ , then the error  $E$  in approximating  $\int_a^b f(x) dx$  by the Trapezoidal Rule is

$$|E| \leq \frac{(b - a)^3}{12n^2} [\max |f''(x)|], \quad a \leq x \leq b. \quad \text{Trapezoidal Rule}$$

Moreover, if  $f$  has a continuous fourth derivative on  $[a, b]$ , then the error  $E$  in approximating  $\int_a^b f(x) dx$  by Simpson’s Rule is

$$|E| \leq \frac{(b - a)^5}{180n^4} [\max |f^{(4)}(x)|], \quad a \leq x \leq b. \quad \text{Simpson’s Rule}$$

**TECHNOLOGY** If you have access to a computer algebra system, use it to evaluate the definite integral in Example 3. You should obtain a value of

$$\begin{aligned} & \int_0^1 \sqrt{1 + x^2} dx \\ &= \frac{1}{2} [\sqrt{2} + \ln(1 + \sqrt{2})] \\ &\approx 1.14779. \end{aligned}$$

Theorem 8.6 states that the errors generated by the Trapezoidal Rule and Simpson’s Rule have upper bounds dependent on the extreme values of  $f''(x)$  and  $f^{(4)}(x)$  in the interval  $[a, b]$ . Furthermore, these errors can be made arbitrarily small by increasing  $n$ , provided that  $f''$  and  $f^{(4)}$  are continuous and therefore bounded in  $[a, b]$ .

**EXAMPLE 3 The Approximate Error in the Trapezoidal Rule**

Determine a value of  $n$  such that the Trapezoidal Rule will approximate the value of

$$\int_0^1 \sqrt{1 + x^2} dx$$

with an error that is less than or equal to 0.01.

**Solution** Begin by letting  $f(x) = \sqrt{1 + x^2}$  and finding the second derivative of  $f$ .

$$f'(x) = x(1 + x^2)^{-1/2} \quad \text{and} \quad f''(x) = (1 + x^2)^{-3/2}$$

The maximum value of  $|f''(x)|$  on the interval  $[0, 1]$  is  $|f''(0)| = 1$ . So, by Theorem 8.6, you can write

$$|E| \leq \frac{(b - a)^3}{12n^2} |f''(0)| = \frac{1}{12n^2} (1) = \frac{1}{12n^2}.$$

To obtain an error  $E$  that is less than or equal to 0.01, you must choose  $n$  such that  $1/(12n^2) \leq 1/100$ .

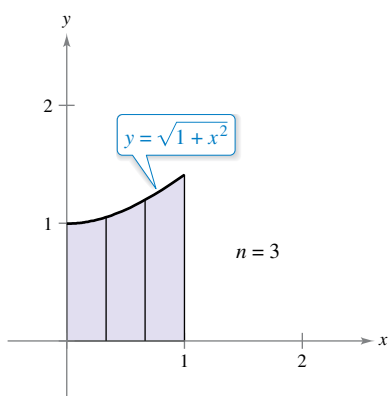
$$100 \leq 12n^2 \quad \Rightarrow \quad n \geq \sqrt{\frac{100}{12}} \approx 2.89$$

So, you can choose  $n = 3$  (because  $n$  must be greater than or equal to 2.89) and apply the Trapezoidal Rule, as shown in Figure 8.18, to obtain

$$\begin{aligned} \int_0^1 \sqrt{1 + x^2} dx &\approx \frac{1}{6} \left[ \sqrt{1 + 0^2} + 2\sqrt{1 + \left(\frac{1}{3}\right)^2} + 2\sqrt{1 + \left(\frac{2}{3}\right)^2} + \sqrt{1 + 1^2} \right] \\ &\approx 1.154. \end{aligned}$$

So, by adding and subtracting the error from this estimate, you know that

$$1.144 \leq \int_0^1 \sqrt{1 + x^2} dx \leq 1.164.$$



$$1.144 \leq \int_0^1 \sqrt{1 + x^2} dx \leq 1.164$$

**Figure 8.18**

# 8.6 Exercises

See [CalcChat.com](http://CalcChat.com) for tutorial help and worked-out solutions to odd-numbered exercises.

### CONCEPT CHECK

- Finding an Interval** Would you use numerical integration to evaluate  $\int_0^2 (e^x + 5x) dx$ ? Explain.
- Errors in the Trapezoidal Rule and Simpson's Rule** Describe how to decrease the error between an approximation and the exact value of an integral using the Trapezoidal Rule and Simpson's Rule.



**Using the Trapezoidal Rule and Simpson's Rule** In Exercises 3–14, use the Trapezoidal Rule and Simpson's Rule to approximate the value of the definite integral for the given value of  $n$ . Round your answer to four decimal places and compare the results with the exact value of the definite integral.

- |  |  |
|--|--|
| 3. $\int_0^2 x^2 dx, n = 4$                | 4. $\int_1^2 \left(\frac{x^2}{4} + 1\right) dx, n = 4$ |
| 5. $\int_3^4 \frac{1}{x-2} dx, n = 4$      | 6. $\int_2^3 \frac{2}{x^2} dx, n = 4$                  |
| 7. $\int_1^3 x^3 dx, n = 6$                | 8. $\int_0^8 \sqrt[3]{x} dx, n = 8$                    |
| 9. $\int_4^9 \sqrt{x} dx, n = 8$           | 10. $\int_1^4 (4 - x^2) dx, n = 6$                     |
| 11. $\int_0^1 \frac{2}{(x+2)^2} dx, n = 4$ | 12. $\int_0^2 x\sqrt{x^2+1} dx, n = 4$                 |
| 13. $\int_0^2 xe^{-x} dx, n = 4$           | 14. $\int_0^2 x \ln(x+1) dx, n = 4$                    |



**Using the Trapezoidal Rule and Simpson's Rule** In Exercises 15–24, approximate the definite integral using the Trapezoidal Rule and Simpson's Rule with  $n = 4$ . Compare these results with the approximation of the integral using a graphing utility.

- |  |   |
|--|---|
| 15. $\int_0^2 \sqrt{1+x^3} dx$   | 16. $\int_0^1 \sqrt{x} \sqrt{1-x} dx$       |
| 17. $\int_0^1 \frac{1}{1+x^2} dx$  | 18. $\int_0^2 \frac{1}{\sqrt{1+x^3}} dx$    |
| 19. $\int_0^4 \sqrt{x} e^x dx$   | 20. $\int_1^3 \ln x dx$                     |
| 21. $\int_0^{\sqrt{\pi/2}} \sin x^2 dx$  | 22. $\int_{\pi/2}^{\pi} \sqrt{x} \sin x dx$ |
| 23. $\int_0^{\pi/4} x \tan x dx$   |   |
| 24. $\int_0^{\pi} f(x) dx, f(x) = \begin{cases} \frac{\sin x}{x}, & x > 0 \\ 1, & x = 0 \end{cases}$ |   |



**Estimating Errors** In Exercises 25–28, use the error formulas in Theorem 8.6 to estimate the errors in approximating the integral, with  $n = 4$ , using (a) the Trapezoidal Rule and (b) Simpson's Rule.

- |                                     |                           |
|-------------------------------------|---------------------------|
| 25. $\int_0^2 (x^2 + 2x) dx$        | 26. $\int_1^3 2x^3 dx$    |
| 27. $\int_2^4 \frac{1}{(x-1)^2} dx$ | 28. $\int_0^1 e^{x^3} dx$ |



**Estimating Errors** In Exercises 29–32, use the error formulas in Theorem 8.6 to find  $n$  such that the error in the approximation of the definite integral is less than or equal to 0.00001 using (a) the Trapezoidal Rule and (b) Simpson's Rule.

- |                               |                                 |
|-------------------------------|---------------------------------|
| 29. $\int_1^3 \frac{1}{x} dx$ | 30. $\int_0^1 \frac{1}{1+x} dx$ |
| 31. $\int_0^2 \sqrt{x+2} dx$  | 32. $\int_1^3 e^{2x} dx$        |



**Estimating Errors Using Technology** In Exercises 33 and 34, use a computer algebra system and the error formulas to find  $n$  such that the error in the approximation of the definite integral is less than or equal to 0.00001 using (a) the Trapezoidal Rule and (b) Simpson's Rule.

- |                               |
|-------------------------------|
| 33. $\int_0^1 \tan x^2 dx$    |
| 34. $\int_0^2 (x+1)^{2/3} dx$ |

**Finding the Area of a Region** Approximate the area of the shaded region using the Trapezoidal Rule and Simpson's Rule with  $n = 4$ .

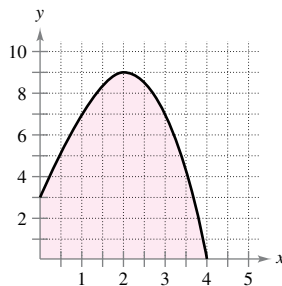


Figure for 35

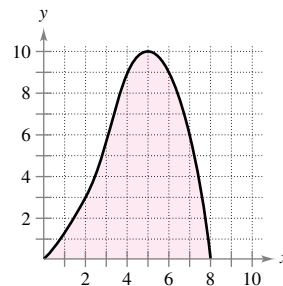


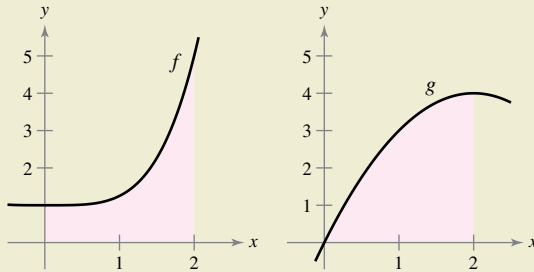
Figure for 36

**Finding the Area of a Region** Approximate the area of the shaded region using the Trapezoidal Rule and Simpson's Rule with  $n = 8$ .

**Area** Use Simpson's Rule with  $n = 14$  to approximate the area of the region bounded by the graphs of  $y = \sqrt{x} \cos x$ ,  $y = 0$ ,  $x = 0$ , and  $x = \pi/2$ .



**38. HOW DO YOU SEE IT?** The function  $f$  is concave upward on the interval  $[0, 2]$  and the function  $g$  is concave downward on the interval  $[0, 2]$ , as shown in the figure.



- (a) Using the Trapezoidal Rule with  $n = 4$ , which integral would be overestimated,  $\int_0^2 f(x) dx$  or  $\int_0^2 g(x) dx$ ? Which integral would be underestimated? Explain your reasoning.
- (b) Which rule would you use for more accurate approximations of  $\int_0^2 f(x) dx$  and  $\int_0^2 g(x) dx$ , the Trapezoidal Rule or Simpson's Rule? Explain your reasoning.

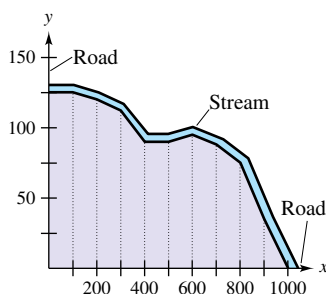
**EXPLORING CONCEPTS**

- 39. Think About It** Explain how the Trapezoidal Rule is related to the approximations using left-hand and right-hand sums.
- 40. Describing an Error** Describe the size of the error when the Trapezoidal Rule is used to approximate  $\int_a^b f(x) dx$  when  $f(x)$  is a linear function. Use a graph to explain your answer.

**41. Surveying** Use the Trapezoidal Rule to estimate the number of square meters of land, where  $x$  and  $y$  are measured in meters, as shown in the figure. The land is bounded by a stream and two straight roads that meet at right angles.

$x$	0	100	200	300	400	500
$y$	125	125	120	112	90	90

$x$	600	700	800	900	1000
$y$	95	88	75	35	0



**42. Circumference** The elliptic integral

$$8\sqrt{3} \int_0^{\pi/2} \sqrt{1 - \frac{2}{3} \sin^2 \theta} d\theta$$

gives the circumference of an ellipse. Use Simpson's Rule with  $n = 8$  to approximate the circumference.

**43. Work** To determine the size of the motor required to operate a press, a company must know the amount of work done when the press moves an object linearly 5 feet. The variable force to move the object is

$$F(x) = 100x\sqrt{125 - x^3}$$

where  $F$  is given in pounds and  $x$  gives the position of the unit in feet. Use Simpson's Rule with  $n = 12$  to approximate the work  $W$  (in foot-pounds) done through one cycle when

$$W = \int_0^5 F(x) dx.$$

**44. Approximating a Function** The table lists several measurements gathered in an experiment to approximate an unknown continuous function  $y = f(x)$ .

$x$	0.00	0.25	0.50	0.75	1.00
$y$	4.32	4.36	4.58	5.79	6.14

$x$	1.25	1.50	1.75	2.00
$y$	7.25	7.64	8.08	8.14

(a) Approximate the integral

$$\int_0^2 f(x) dx$$

using the Trapezoidal Rule and Simpson's Rule.

(b) Use a graphing utility to find a model of the form  $y = ax^3 + bx^2 + cx + d$  for the data. Integrate the resulting polynomial over  $[0, 2]$  and compare the result with the integral from part (a).

**45. Using Simpson's Rule** Use Simpson's Rule with  $n = 10$  and a computer algebra system to approximate  $t$  in the integral equation

$$\int_0^t \sin \sqrt{x} dx = 2.$$

**46. Proof** Prove that Simpson's Rule is exact when approximating the integral of a cubic polynomial function, and demonstrate the result with  $n = 4$  for

$$\int_0^1 x^3 dx.$$

**47. Proof** Prove that you can find a polynomial

$$p(x) = Ax^2 + Bx + C$$

that passes through any three points  $(x_1, y_1)$ ,  $(x_2, y_2)$ , and  $(x_3, y_3)$ , where the  $x_i$ 's are distinct.

## 8.7 Integration by Tables and Other Integration Techniques

- Find an indefinite integral using a table of integrals.
- Find an indefinite integral using reduction formulas.
- Find an indefinite integral involving rational functions of sine and cosine.

### Integration by Tables

So far in this chapter, you have studied several integration techniques that can be used with the basic integration rules. But merely knowing *how* to use the various techniques is not enough. You also need to know *when* to use them. Integration is first and foremost a problem of recognition. That is, you must recognize which rule or technique to apply to obtain an antiderivative. Frequently, a slight alteration of an integrand will require a different integration technique (or produce a function whose antiderivative is not an elementary function), as shown below.

$$\int x \ln x \, dx = \frac{x^2}{2} \ln x - \frac{x^2}{4} + C \quad \text{Integration by parts}$$

$$\int \frac{\ln x}{x} \, dx = \frac{(\ln x)^2}{2} + C \quad \text{Power Rule}$$

$$\int \frac{1}{x \ln x} \, dx = \ln|\ln x| + C \quad \text{Log Rule}$$

$$\int \frac{x}{\ln x} \, dx = ? \quad \text{Not an elementary function}$$

▷ **TECHNOLOGY** A computer algebra system consists, in part, of a database of integration formulas. The primary difference between using a computer algebra system and using tables of integrals is that with a computer algebra system, the computer searches through the database to find a fit. With integration tables, *you* must do the searching.

Many people find tables of integrals to be a valuable supplement to the integration techniques discussed in this chapter. Tables of common integrals can be found in Appendix B. **Integration by tables** is not a “cure-all” for all of the difficulties that can accompany integration—using tables of integrals requires considerable thought and insight and often involves substitution.

Each integration formula in Appendix B can be developed using one or more of the techniques in this chapter. You should try to verify several of the formulas. For instance, Formula 4

$$\int \frac{u}{(a + bu)^2} \, du = \frac{1}{b^2} \left( \frac{a}{a + bu} + \ln|a + bu| \right) + C \quad \text{Formula 4}$$

can be verified using the method of partial fractions, Formula 19

$$\int \frac{\sqrt{a + bu}}{u} \, du = 2\sqrt{a + bu} + a \int \frac{du}{u\sqrt{a + bu}} \quad \text{Formula 19}$$

can be verified using integration by parts, and Formula 84

$$\int \frac{1}{1 + e^u} \, du = u - \ln(1 + e^u) + C \quad \text{Formula 84}$$

can be verified using substitution. Note that the integrals in Appendix B are classified according to the form of the integrand. Several of the forms are listed below.

$u^n$	$(a + bu)$
$(a + bu + cu^2)$	$\sqrt{a + bu}$
$(a^2 \pm u^2)$	$\sqrt{u^2 \pm a^2}$
$\sqrt{a^2 - u^2}$	Trigonometric functions
Inverse trigonometric functions	Exponential functions
Logarithmic functions	

**Exploration**

Use the tables of integrals in Appendix B and the substitution

$$u = \sqrt{x-1}$$

to find the integral in Example 1. When you do this, you should obtain

$$\int \frac{dx}{x\sqrt{x-1}} = \int \frac{2 du}{u^2 + 1}$$

Does this produce the same result as that obtained in Example 1?

**EXAMPLE 1****Integration by Tables**

Find  $\int \frac{dx}{x\sqrt{x-1}}$ .

**Solution** Because the expression inside the radical is linear, you should consider forms involving  $\sqrt{a+bu}$ .

$$\int \frac{du}{u\sqrt{a+bu}} = \frac{2}{\sqrt{-a}} \arctan \sqrt{\frac{a+bu}{-a}} + C \quad \text{Formula 17 (} a < 0 \text{)}$$

Let  $a = -1$ ,  $b = 1$ , and  $u = x$ . Then  $du = dx$ , and you can write

$$\int \frac{dx}{x\sqrt{x-1}} = 2 \arctan \sqrt{x-1} + C.$$

**EXAMPLE 2****Integration by Tables**

•••▶ See [LarsonCalculus.com](http://LarsonCalculus.com) for an interactive version of this type of example.

Find  $\int x\sqrt{x^4-9} dx$ .

**Solution** Because the radical has the form  $\sqrt{u^2-a^2}$ , you should consider Formula 26.

$$\int \sqrt{u^2-a^2} du = \frac{1}{2} \left( u\sqrt{u^2-a^2} - a^2 \ln|u + \sqrt{u^2-a^2}| \right) + C$$

Let  $u = x^2$  and  $a = 3$ . Then  $du = 2x dx$ , and you have

$$\begin{aligned} \int x\sqrt{x^4-9} dx &= \frac{1}{2} \int \sqrt{(x^2)^2-3^2} (2x) dx \\ &= \frac{1}{4} \left( x^2\sqrt{x^4-9} - 9 \ln|x^2 + \sqrt{x^4-9}| \right) + C. \end{aligned}$$

**EXAMPLE 3****Integration by Tables**

Evaluate  $\int_0^2 \frac{x}{1+e^{-x^2}} dx$ .

**Solution** Of the forms involving  $e^u$ , consider the formula

$$\int \frac{du}{1+e^u} = u - \ln(1+e^u) + C. \quad \text{Formula 84}$$

Let  $u = -x^2$ . Then  $du = -2x dx$ , and you have

$$\begin{aligned} \int \frac{x}{1+e^{-x^2}} dx &= -\frac{1}{2} \int \frac{-2x dx}{1+e^{-x^2}} \\ &= -\frac{1}{2} \left[ -x^2 - \ln(1+e^{-x^2}) \right] + C \\ &= \frac{1}{2} \left[ x^2 + \ln(1+e^{-x^2}) \right] + C. \end{aligned}$$

So, the value of the definite integral is

$$\int_0^2 \frac{x}{1+e^{-x^2}} dx = \frac{1}{2} \left[ x^2 + \ln(1+e^{-x^2}) \right]_0^2 = \frac{1}{2} [4 + \ln(1+e^{-4}) - \ln 2] \approx 1.66.$$

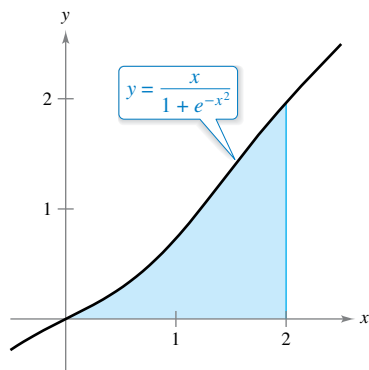


Figure 8.19

Figure 8.19 shows the region whose area is represented by this integral. ■

## Reduction Formulas

Several of the integrals in the integration tables have the form

$$\int f(x) dx = g(x) + \int h(x) dx.$$

Such integration formulas are called **reduction formulas** because they reduce a given integral to the sum of a function and a simpler integral.

### EXAMPLE 4 Using a Reduction Formula

Find  $\int x^3 \sin x dx$ .

**Solution** Consider the three formulas listed below.

$$\int u \sin u du = \sin u - u \cos u + C \quad \text{Formula 52}$$

$$\int u^n \sin u du = -u^n \cos u + n \int u^{n-1} \cos u du \quad \text{Formula 54}$$

$$\int u^n \cos u du = u^n \sin u - n \int u^{n-1} \sin u du \quad \text{Formula 55}$$

Using Formula 54, Formula 55, and then Formula 52 produces

$$\begin{aligned} \int x^3 \sin x dx &= -x^3 \cos x + 3 \int x^2 \cos x dx \\ &= -x^3 \cos x + 3 \left( x^2 \sin x - 2 \int x \sin x dx \right) \\ &= -x^3 \cos x + 3x^2 \sin x + 6x \cos x - 6 \sin x + C. \end{aligned}$$

### EXAMPLE 5 Using a Reduction Formula

Find  $\int \frac{\sqrt{3-5x}}{2x} dx$ .

**Solution** Consider the two formulas listed below.

$$\int \frac{du}{u\sqrt{a+bu}} = \frac{1}{\sqrt{a}} \ln \left| \frac{\sqrt{a+bu} - \sqrt{a}}{\sqrt{a+bu} + \sqrt{a}} \right| + C \quad \text{Formula 17 (} a > 0 \text{)}$$

$$\int \frac{\sqrt{a+bu}}{u} du = 2\sqrt{a+bu} + a \int \frac{du}{u\sqrt{a+bu}} \quad \text{Formula 19}$$

Using Formula 19, with  $a = 3$ ,  $b = -5$ , and  $u = x$ , produces

$$\begin{aligned} \frac{1}{2} \int \frac{\sqrt{3-5x}}{x} dx &= \frac{1}{2} \left( 2\sqrt{3-5x} + 3 \int \frac{dx}{x\sqrt{3-5x}} \right) \\ &= \sqrt{3-5x} + \frac{3}{2} \int \frac{dx}{x\sqrt{3-5x}}. \end{aligned}$$

Using Formula 17, with  $a = 3$ ,  $b = -5$ , and  $u = x$ , produces

$$\begin{aligned} \int \frac{\sqrt{3-5x}}{2x} dx &= \sqrt{3-5x} + \frac{3}{2} \left( \frac{1}{\sqrt{3}} \ln \left| \frac{\sqrt{3-5x} - \sqrt{3}}{\sqrt{3-5x} + \sqrt{3}} \right| \right) + C \\ &= \sqrt{3-5x} + \frac{\sqrt{3}}{2} \ln \left| \frac{\sqrt{3-5x} - \sqrt{3}}{\sqrt{3-5x} + \sqrt{3}} \right| + C. \end{aligned}$$

#### TECHNOLOGY Sometimes

- when you use computer algebra systems, you obtain results that look very different, but are actually equivalent. Two different systems were used to find the integral in Example 5. The results are shown below.

#### Maple

$$\sqrt{3-5x} - \sqrt{3} \operatorname{arctanh} \left( \frac{1}{3} \sqrt{3-5x} \sqrt{3} \right)$$

#### Mathematica

$$\sqrt{3-5x} - \sqrt{3} \operatorname{ArcTanh} \left[ \sqrt{1 - \frac{5x}{3}} \right]$$

- Notice that computer algebra systems do not include a constant of integration.



## Rational Functions of Sine and Cosine

### EXAMPLE 6

### Integration by Tables

Find  $\int \frac{\sin 2x}{2 + \cos x} dx$ .

**Solution** Substituting  $2 \sin x \cos x$  for  $\sin 2x$  produces

$$\int \frac{\sin 2x}{2 + \cos x} dx = 2 \int \frac{\sin x \cos x}{2 + \cos x} dx.$$

A check of the forms involving  $\sin u$  or  $\cos u$  in Appendix B shows that those listed do not apply. So, you can consider forms involving  $a + bu$ . For example,

$$\int \frac{u du}{a + bu} = \frac{1}{b^2}(bu - a \ln|a + bu|) + C. \quad \text{Formula 3}$$

Let  $a = 2$ ,  $b = 1$ , and  $u = \cos x$ . Then  $du = -\sin x dx$ , and you have

$$\begin{aligned} 2 \int \frac{\sin x \cos x}{2 + \cos x} dx &= -2 \int \frac{(\cos x)(-\sin x dx)}{2 + \cos x} \\ &= -2(\cos x - 2 \ln|2 + \cos x|) + C \\ &= -2 \cos x + 4 \ln|2 + \cos x| + C. \end{aligned}$$

Example 6 involves a rational expression of  $\sin x$  and  $\cos x$ . When you are unable to find an integral of this form in the integration tables, try using the following special substitution to convert the trigonometric expression to a standard rational expression.

### Substitution for Rational Functions of Sine and Cosine

For integrals involving rational functions of sine and cosine, the substitution

$$u = \frac{\sin x}{1 + \cos x} = \tan \frac{x}{2}$$

yields

$$\cos x = \frac{1 - u^2}{1 + u^2}, \quad \sin x = \frac{2u}{1 + u^2}, \quad \text{and} \quad dx = \frac{2 du}{1 + u^2}.$$



**Proof** From the substitution for  $u$ , it follows that

$$u^2 = \frac{\sin^2 x}{(1 + \cos x)^2} = \frac{1 - \cos^2 x}{(1 + \cos x)^2} = \frac{1 - \cos x}{1 + \cos x}.$$

Solving for  $\cos x$  produces

$$\cos x = \frac{1 - u^2}{1 + u^2}.$$

To find  $\sin x$ , write  $u = (\sin x)/(1 + \cos x)$  as

$$\sin x = u(1 + \cos x) = u \left( 1 + \frac{1 - u^2}{1 + u^2} \right) = \frac{2u}{1 + u^2}.$$

Finally, to find  $dx$ , consider  $u = \tan(x/2)$ . Then you have  $\arctan u = x/2$  and

$$dx = \frac{2 du}{1 + u^2}.$$

# 8.7 Exercises

See [CalcChat.com](http://CalcChat.com) for tutorial help and worked-out solutions to odd-numbered exercises.

### CONCEPT CHECK

**1. Integration by Tables** Which formula from the table of integrals would you use to find the integral below? Explain.

$$\int \frac{\sqrt{5 - 9x^2}}{x^2} dx$$

**2. Reduction Formula** Describe what is meant by a reduction formula. Give an example.



**Integration by Tables** In Exercises 3 and 4, use a table of integrals with forms involving  $a + bu$  to find the indefinite integral.

3.  $\int \frac{x^2}{5 + x} dx$

4.  $\int \frac{2}{x^2(4 + 3x)^2} dx$

**Integration by Tables** In Exercises 5 and 6, use a table of integrals with forms involving  $\sqrt{a^2 - u^2}$  to find the indefinite integral.

5.  $\int \frac{1}{x^2\sqrt{1 - x^2}} dx$

6.  $\int \frac{\sqrt{64 - x^4}}{x} dx$

**Integration by Tables** In Exercises 7–10, use a table of integrals with forms involving the trigonometric functions to find the indefinite integral.

7.  $\int \cos^4 3x dx$

8.  $\int \frac{\sin^4 \sqrt{x}}{\sqrt{x}} dx$

9.  $\int \frac{1}{\sqrt{x}(1 - \cos \sqrt{x})} dx$

10.  $\int \frac{1}{1 + \cot 4x} dx$

**Integration by Tables** In Exercises 11 and 12, use a table of integrals with forms involving  $e^u$  to find the indefinite integral.

11.  $\int \frac{1}{1 + e^{2x}} dx$

12.  $\int e^{-4x} \sin 3x dx$

**Integration by Tables** In Exercises 13 and 14, use a table of integrals with forms involving  $\ln u$  to find the indefinite integral.

13.  $\int x^6 \ln x dx$

14.  $\int (\ln x)^3 dx$



**Using Two Methods** In Exercises 15–18, find the indefinite integral (a) using a table of integrals and (b) using the given method.

**Integral**

**Method**

15.  $\int \ln \frac{x}{3} dx$

Integration by parts

16.  $\int \sin^2 3x dx$

Power-reducing formula

**Integral**

**Method**

17.  $\int \frac{1}{x^2(x - 1)} dx$

Partial fractions

18.  $\int \frac{dx}{(4 + x^2)^{3/2}}$

Trigonometric substitution

**Finding an Indefinite Integral** In Exercises 19–40, use a table of integrals to find the indefinite integral.

19.  $\int x \operatorname{arccsc}(x^2 + 1) dx$

20.  $\int \operatorname{arccot}(4x - 5) dx$

21.  $\int \frac{2}{x^3\sqrt{x^4 - 1}} dx$

22.  $\int \frac{1}{x^2 + 4x + 8} dx$

23.  $\int \frac{x}{(7 - 6x)^2} dx$

24.  $\int \frac{\theta^3}{1 + \sin \theta^4} d\theta$

25.  $\int e^x \operatorname{arccos} e^x dx$

26.  $\int \frac{e^x}{1 - \tan e^x} dx$

27.  $\int \frac{x}{1 - \sec x^2} dx$

28.  $\int \frac{1}{t[1 + (\ln t)^2]} dt$

29.  $\int \frac{\cos \theta}{3 + 2 \sin \theta + \sin^2 \theta} d\theta$

30.  $\int x^2 \sqrt{3 + 25x^2} dx$

31.  $\int \frac{1}{x^2\sqrt{2 + 9x^2}} dx$

32.  $\int \sqrt{x} \arctan x^{3/2} dx$

33.  $\int \frac{\ln x}{x(3 + 2 \ln x)} dx$

34.  $\int \frac{e^x}{(1 - e^{2x})^{3/2}} dx$

35.  $\int \frac{x}{(x^2 - 6x + 10)^2} dx$

36.  $\int \sqrt{\frac{5 - x}{5 + x}} dx$

37.  $\int \frac{x}{\sqrt{x^4 - 6x^2 + 5}} dx$

38.  $\int \frac{\cos x}{\sqrt{\sin^2 x + 1}} dx$

39.  $\int \frac{e^{3x}}{(1 + e^x)^3} dx$

40.  $\int \cot^4 \theta d\theta$



**Evaluating a Definite Integral** In Exercises 41–48, use a table of integrals to evaluate the definite integral.

41.  $\int_0^1 \frac{x}{\sqrt{1 + x}} dx$

42.  $\int_0^1 2x^3 e^{x^2} dx$

43.  $\int_1^2 x^4 \ln x dx$

44.  $\int_0^{\pi/2} x \sin 2x dx$

45.  $\int_{-\pi/2}^{\pi/2} \frac{\cos x}{1 + \sin^2 x} dx$

46.  $\int_0^5 \frac{x^2}{(5 + 2x)^2} dx$

47.  $\int_0^{\pi/2} t^3 \cos t dt$

48.  $\int_0^3 \sqrt{x^2 + 16} dx$

**Verifying a Formula** In Exercises 49–54, verify the integration formula.

49.  $\int \frac{u^2}{(a + bu)^2} du = \frac{1}{b^3} \left( bu - \frac{a^2}{a + bu} - 2a \ln|a + bu| \right) + C$

50.  $\int \frac{u^n}{\sqrt{a + bu}} du = \frac{2}{(2n + 1)b} \left( u^n \sqrt{a + bu} - na \int \frac{u^{n-1}}{\sqrt{a + bu}} du \right)$

51.  $\int \frac{1}{(u^2 \pm a^2)^{3/2}} du = \frac{\pm u}{a^2 \sqrt{u^2 \pm a^2}} + C$
52.  $\int u^n \cos u \, du = u^n \sin u - n \int u^{n-1} \sin u \, du$
53.  $\int \arctan u \, du = u \arctan u - \ln \sqrt{1 + u^2} + C$
54.  $\int (\ln u)^n \, du = u(\ln u)^n - n \int (\ln u)^{n-1} \, du$

**Finding or Evaluating an Integral** In Exercises 55–62, find or evaluate the integral.

55.  $\int \frac{1}{2 - 3 \sin \theta} d\theta$       56.  $\int \frac{\sin \theta}{1 + \cos^2 \theta} d\theta$
57.  $\int_0^{\pi/2} \frac{1}{1 + \sin \theta + \cos \theta} d\theta$       58.  $\int_0^{\pi/2} \frac{1}{3 - 2 \cos \theta} d\theta$
59.  $\int \frac{\sin \theta}{3 - 2 \cos \theta} d\theta$       60.  $\int \frac{\cos \theta}{1 + \cos \theta} d\theta$
61.  $\int \frac{\sin \sqrt{\theta}}{\sqrt{\theta}} d\theta$
62.  $\int \frac{4}{\csc \theta - \cot \theta} d\theta$

**Area** In Exercises 63 and 64, find the area of the region bounded by the graphs of the equations.

63.  $y = \frac{x}{\sqrt{x+3}}, y = 0, x = 6$
64.  $y = \frac{x}{1 + e^{x^3}}, y = 0, x = 2$

**EXPLORING CONCEPTS**

**65. Finding a Pattern**

- (a) Find  $\int x^n \ln x \, dx$  for  $n = 1, 2,$  and  $3$ . Describe any patterns you notice.
- (b) Write a general rule for evaluating the integral in part (a) for an integer  $n \geq 1$ .
- (c) Verify your rule from part (b) using integration by parts.

**66. Choosing a Method** State the method or integration formula you would use to find the antiderivative. Explain why you chose that method or formula. Do not integrate.

- (a)  $\int \frac{e^x}{e^{2x} + 1} dx$       (b)  $\int \frac{e^x}{e^x + 1} dx$       (c)  $\int xe^{x^2} dx$
- (d)  $\int xe^x dx$       (e)  $\int e^{2x} \sqrt{e^{2x} + 1} dx$

**67. Work** A hydraulic cylinder on an industrial machine pushes a steel block a distance of  $x$  feet ( $0 \leq x \leq 5$ ), where the variable force required is  $F(x) = 2000xe^{-x}$  pounds. Find the work done in pushing the block the full 5 feet through the machine.

**68. Work** Repeat Exercise 67, using  $F(x) = \frac{500x}{\sqrt{26 - x^2}}$  pounds.

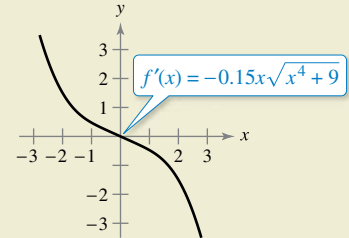
**69. Population** A population is growing according to the logistic model

$$N = \frac{5000}{1 + e^{4.8 - 1.9t}}$$

where  $t$  is the time in days. Find the average population over the interval  $[0, 2]$ .



**70. HOW DO YOU SEE IT?** Use the graph of  $f'$  shown in the figure to answer the following.



- (a) Approximate the slope of  $f$  at  $x = -1$ . Explain.
- (b) Approximate any open intervals on which the graph of  $f$  is increasing and any open intervals on which it is decreasing. Explain.

**71. Volume** Consider the region bounded by the graphs of

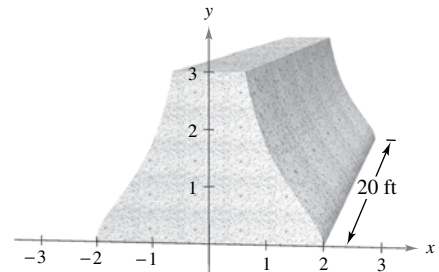
$$y = x\sqrt{16 - x^2}, y = 0, x = 0, \text{ and } x = 4.$$

Find the volume of the solid generated by revolving the region about the  $y$ -axis.

**72. Building Design** The cross section of a precast concrete beam for a building is bounded by the graphs of the equations

$$x = \frac{2}{\sqrt{1 + y^2}}, x = \frac{-2}{\sqrt{1 + y^2}}, y = 0, \text{ and } y = 3$$

where  $x$  and  $y$  are measured in feet. The length of the beam is 20 feet (see figure).



- (a) Find the volume  $V$  and the weight  $W$  of the beam. Assume the concrete weighs 148 pounds per cubic foot.
- (b) Find the centroid of a cross section of the beam.

**PUTNAM EXAM CHALLENGE**

**73.** Evaluate  $\int_0^{\pi/2} \frac{dx}{1 + (\tan x)\sqrt{2}}$ .

This problem was composed by the Committee on the Putnam Prize Competition. © The Mathematical Association of America. All rights reserved.

## 8.8 Improper Integrals

- Evaluate an improper integral that has an infinite limit of integration.
- Evaluate an improper integral that has an infinite discontinuity.

### Improper Integrals with Infinite Limits of Integration

The definition of a definite integral

$$\int_a^b f(x) dx$$

requires that the interval  $[a, b]$  be finite. Furthermore, the Fundamental Theorem of Calculus, by which you have been evaluating definite integrals, requires that  $f$  be continuous on  $[a, b]$ . In this section, you will study a procedure for evaluating integrals that do not satisfy these requirements—usually because either one or both of the limits of integration are infinite or because  $f$  has a finite number of infinite discontinuities in the interval  $[a, b]$ . Integrals that possess either property are **improper integrals**. Note that a function  $f$  is said to have an **infinite discontinuity** at  $c$  when, *from the right or left*,

$$\lim_{x \rightarrow c} f(x) = \infty \quad \text{or} \quad \lim_{x \rightarrow c} f(x) = -\infty.$$

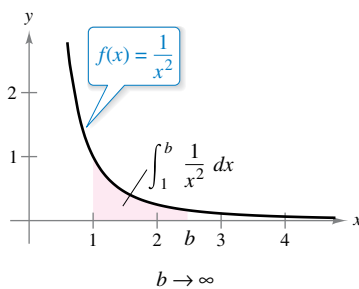
To get an idea of how to evaluate an improper integral, consider the integral

$$\int_1^b \frac{dx}{x^2} = -\frac{1}{x} \Big|_1^b = -\frac{1}{b} + 1 = 1 - \frac{1}{b}$$

which can be interpreted as the area of the shaded region shown in Figure 8.20. Taking the limit as  $b \rightarrow \infty$  produces

$$\int_1^{\infty} \frac{dx}{x^2} = \lim_{b \rightarrow \infty} \left( \int_1^b \frac{dx}{x^2} \right) = \lim_{b \rightarrow \infty} \left( 1 - \frac{1}{b} \right) = 1.$$

This improper integral can be interpreted as the area of the *unbounded* region between the graph of  $f(x) = 1/x^2$  and the  $x$ -axis (to the right of  $x = 1$ ).



The unbounded region has an area of 1.

**Figure 8.20**

#### Definition of Improper Integrals with Infinite Integration Limits

1. If  $f$  is continuous on the interval  $[a, \infty)$ , then

$$\int_a^{\infty} f(x) dx = \lim_{b \rightarrow \infty} \int_a^b f(x) dx.$$

2. If  $f$  is continuous on the interval  $(-\infty, b]$ , then

$$\int_{-\infty}^b f(x) dx = \lim_{a \rightarrow -\infty} \int_a^b f(x) dx.$$

3. If  $f$  is continuous on the interval  $(-\infty, \infty)$ , then

$$\int_{-\infty}^{\infty} f(x) dx = \int_{-\infty}^c f(x) dx + \int_c^{\infty} f(x) dx$$

where  $c$  is any real number (see Exercise 107).

In the first two cases, the improper integral **converges** when the limit exists—otherwise, the improper integral **diverges**. In the third case, the improper integral on the left diverges when either of the improper integrals on the right diverges.

**EXAMPLE 1** An Improper Integral That Diverges

Evaluate  $\int_1^b \frac{dx}{x}$ .

**Solution**

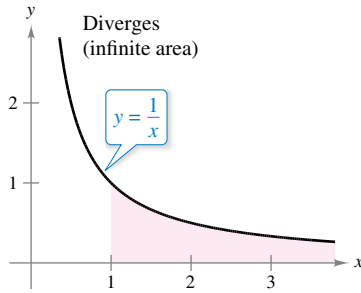
$$\begin{aligned} \int_1^\infty \frac{dx}{x} &= \lim_{b \rightarrow \infty} \int_1^b \frac{dx}{x} \\ &= \lim_{b \rightarrow \infty} \left[ \ln x \right]_1^b \\ &= \lim_{b \rightarrow \infty} (\ln b - 0) \\ &= \infty \end{aligned}$$

Take limit as  $b \rightarrow \infty$ .

Apply Log Rule.

Apply Fundamental Theorem of Calculus.

Evaluate limit.



This unbounded region has an infinite area.

**Figure 8.21**

The limit does not exist. So, you can conclude that the improper integral diverges. See Figure 8.21. ■

Try comparing the regions shown in Figures 8.20 and 8.21. They look similar, yet the region in Figure 8.20 has a finite area of 1 and the region in Figure 8.21 has an infinite area.

**EXAMPLE 2** Improper Integrals That Converge

Evaluate each improper integral.

- a.  $\int_0^\infty e^{-x} dx$
- b.  $\int_0^\infty \frac{1}{x^2 + 1} dx$

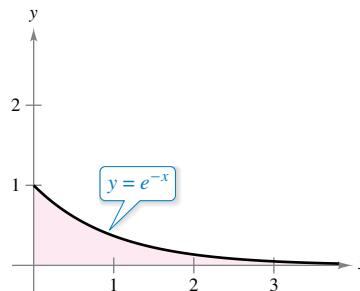
**Solution**

$$\begin{aligned} \text{a. } \int_0^\infty e^{-x} dx &= \lim_{b \rightarrow \infty} \int_0^b e^{-x} dx \\ &= \lim_{b \rightarrow \infty} \left[ -e^{-x} \right]_0^b \\ &= \lim_{b \rightarrow \infty} (-e^{-b} + 1) \\ &= 1 \end{aligned}$$

$$\begin{aligned} \text{b. } \int_0^\infty \frac{1}{x^2 + 1} dx &= \lim_{b \rightarrow \infty} \int_0^b \frac{1}{x^2 + 1} dx \\ &= \lim_{b \rightarrow \infty} \left[ \arctan x \right]_0^b \\ &= \lim_{b \rightarrow \infty} \arctan b \\ &= \frac{\pi}{2} \end{aligned}$$

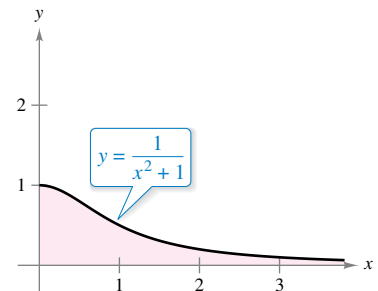
See Figure 8.22.

See Figure 8.23.



The area of the unbounded region is 1.

**Figure 8.22**



The area of the unbounded region is  $\pi/2$ .

**Figure 8.23** ■

In the next example, note how L'Hôpital's Rule can be used to evaluate an improper integral.

**EXAMPLE 3** Using L'Hôpital's Rule with an Improper Integral

Evaluate  $\int_1^{\infty} (1 - x)e^{-x} dx$ .

**Solution** Use integration by parts, with  $dv = e^{-x} dx$  and  $u = (1 - x)$ .

$$\begin{aligned} \int (1 - x)e^{-x} dx &= -e^{-x}(1 - x) - \int e^{-x} dx \\ &= -e^{-x} + xe^{-x} + e^{-x} + C \\ &= xe^{-x} + C \end{aligned}$$

Now, apply the definition of an improper integral.

$$\begin{aligned} \int_1^{\infty} (1 - x)e^{-x} dx &= \lim_{b \rightarrow \infty} [xe^{-x}]_1^b \\ &= \lim_{b \rightarrow \infty} \left( \frac{b}{e^b} - \frac{1}{e} \right) \\ &= \lim_{b \rightarrow \infty} \frac{b}{e^b} - \lim_{b \rightarrow \infty} \frac{1}{e} \end{aligned}$$

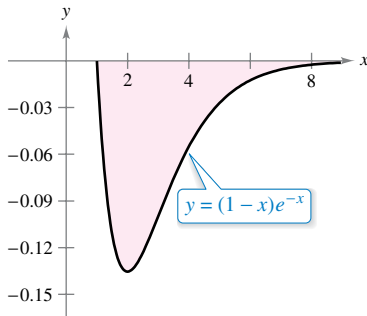
For the first limit, use L'Hôpital's Rule.

$$\lim_{b \rightarrow \infty} \frac{b}{e^b} = \lim_{b \rightarrow \infty} \frac{1}{e^b} = 0$$

So, you can conclude that

$$\begin{aligned} \int_1^{\infty} (1 - x)e^{-x} dx &= \lim_{b \rightarrow \infty} \frac{b}{e^b} - \lim_{b \rightarrow \infty} \frac{1}{e} \\ &= 0 - \frac{1}{e} \\ &= -\frac{1}{e}. \end{aligned}$$

See Figure 8.24.



The area of the unbounded region is  $| -1/e |$ .

Figure 8.24

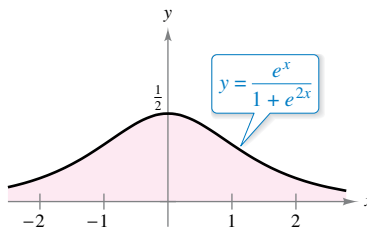
**EXAMPLE 4** Infinite Upper and Lower Limits of Integration

Evaluate  $\int_{-\infty}^{\infty} \frac{e^x}{1 + e^{2x}} dx$ .

**Solution** Note that the integrand is continuous on  $(-\infty, \infty)$ . To evaluate the integral, you can break it into two parts, choosing  $c = 0$  as a convenient value.


$$\begin{aligned} \int_{-\infty}^{\infty} \frac{e^x}{1 + e^{2x}} dx &= \int_{-\infty}^0 \frac{e^x}{1 + e^{2x}} dx + \int_0^{\infty} \frac{e^x}{1 + e^{2x}} dx \\ &= \lim_{a \rightarrow -\infty} \left[ \arctan e^x \right]_a^0 + \lim_{b \rightarrow \infty} \left[ \arctan e^x \right]_0^b \\ &= \lim_{a \rightarrow -\infty} \left( \frac{\pi}{4} - \arctan e^a \right) + \lim_{b \rightarrow \infty} \left( \arctan e^b - \frac{\pi}{4} \right) \\ &= \frac{\pi}{4} - 0 + \frac{\pi}{2} - \frac{\pi}{4} \\ &= \frac{\pi}{2} \end{aligned}$$

See Figure 8.25.



The area of the unbounded region is  $\pi/2$ .

Figure 8.25



The work required to move a 15-metric-ton space module an unlimited distance away from Earth is about  $6.985 \times 10^{11}$  foot-pounds.

### EXAMPLE 5 Sending a Space Module into Orbit

In Example 3 in Section 7.5, you found that it would require 10,000 mile-tons of work to propel a 15-metric-ton space module to a height of 800 miles above Earth. How much work is required to propel the module an unlimited distance away from Earth's surface?

**Solution** At first you might think that an infinite amount of work would be required. But if this were the case, it would be impossible to send rockets into outer space. Because this has been done, the work required must be finite. You can determine the work in the following manner. Using the integral in Example 3, Section 7.5, replace the upper bound of 4800 miles by  $\infty$  and write

$$\begin{aligned} W &= \int_{4000}^{\infty} \frac{240,000,000}{x^2} dx \\ &= \lim_{b \rightarrow \infty} \left[ -\frac{240,000,000}{x} \right]_{4000}^b \\ &= \lim_{b \rightarrow \infty} \left( -\frac{240,000,000}{b} + \frac{240,000,000}{4000} \right) \\ &= 60,000 \text{ mile-tons} \\ &= 6.985 \times 10^{11} \text{ foot-pounds.} \end{aligned}$$

Integrate.

1 mile = 5280 feet;  
1 metric ton  $\approx$  2205 pounds

In SI units, using a conversion factor of

$$1 \text{ foot-pound} \approx 1.35582 \text{ joules}$$

the work done is  $W \approx 9.47 \times 10^{11}$  joules.

## Improper Integrals with Infinite Discontinuities

The second basic type of improper integral is one that has an infinite discontinuity *at or between* the limits of integration.

### Definition of Improper Integrals with Infinite Discontinuities

1. If  $f$  is continuous on the interval  $[a, b)$  and has an infinite discontinuity at  $b$ , then

$$\int_a^b f(x) dx = \lim_{c \rightarrow b^-} \int_a^c f(x) dx.$$

2. If  $f$  is continuous on the interval  $(a, b]$  and has an infinite discontinuity at  $a$ , then

$$\int_a^b f(x) dx = \lim_{c \rightarrow a^+} \int_c^b f(x) dx.$$

3. If  $f$  is continuous on the interval  $[a, b]$ , except for some  $c$  in  $(a, b)$  at which  $f$  has an infinite discontinuity, then

$$\int_a^b f(x) dx = \int_a^c f(x) dx + \int_c^b f(x) dx.$$

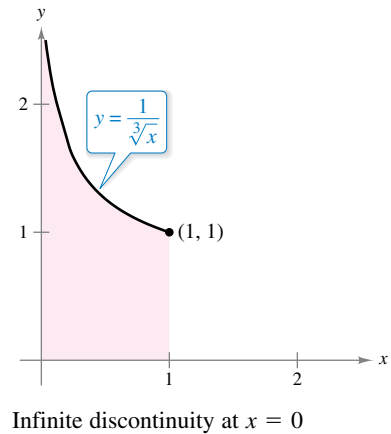
In the first two cases, the improper integral **converges** when the limit exists—otherwise, the improper integral **diverges**. In the third case, the improper integral on the left diverges when either of the improper integrals on the right diverges.

**EXAMPLE 6** An Improper Integral with an Infinite Discontinuity

Evaluate  $\int_0^1 \frac{dx}{\sqrt[3]{x}}$

**Solution** The integrand has an infinite discontinuity at  $x = 0$ , as shown in the figure at the right. You can evaluate this integral as shown below.

$$\begin{aligned} \int_0^1 x^{-1/3} dx &= \lim_{b \rightarrow 0^+} \left[ \frac{x^{2/3}}{2/3} \right]_b^1 \\ &= \lim_{b \rightarrow 0^+} \frac{3}{2} (1 - b^{2/3}) \\ &= \frac{3}{2} \end{aligned}$$



**EXAMPLE 7** An Improper Integral That Diverges

Evaluate  $\int_0^2 \frac{dx}{x^3}$ .

**Solution** Because the integrand has an infinite discontinuity at  $x = 0$ , you can write

$$\begin{aligned} \int_0^2 \frac{dx}{x^3} &= \lim_{b \rightarrow 0^+} \left[ -\frac{1}{2x^2} \right]_b^2 \\ &= \lim_{b \rightarrow 0^+} \left( -\frac{1}{8} + \frac{1}{2b^2} \right) \\ &= \infty. \end{aligned}$$

So, you can conclude that the improper integral diverges.

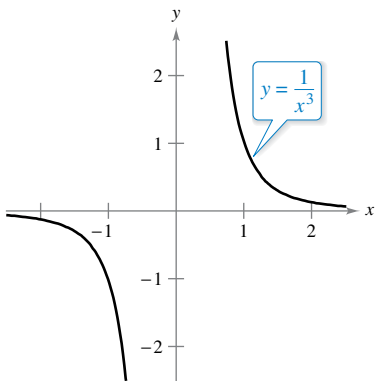
**EXAMPLE 8** An Improper Integral with an Interior Discontinuity

Evaluate  $\int_{-1}^2 \frac{dx}{x^3}$ .

**Solution** This integral is improper because the integrand has an infinite discontinuity at the interior point  $x = 0$ , as shown in Figure 8.26. So, you can write

$$\int_{-1}^2 \frac{dx}{x^3} = \int_{-1}^0 \frac{dx}{x^3} + \int_0^2 \frac{dx}{x^3}.$$

From Example 7, you know that the second integral diverges. So, the original improper integral also diverges.



The improper integral  $\int_{-1}^2 \frac{dx}{x^3}$  diverges.

Figure 8.26

$$\int_{-1}^2 \frac{dx}{x^3} \stackrel{?}{=} \left[ -\frac{1}{2x^2} \right]_{-1}^2 = -\frac{1}{8} + \frac{1}{2} = \frac{3}{8}.$$

Incorrect evaluation



The integral in the next example is improper for *two* reasons. One limit of integration is infinite, and the integrand has an infinite discontinuity at the other limit of integration.

### EXAMPLE 9 A Doubly Improper Integral

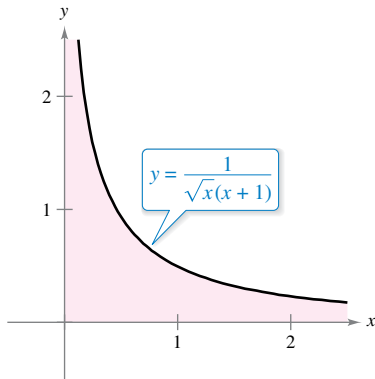
•••▶ See [LarsonCalculus.com](http://LarsonCalculus.com) for an interactive version of this type of example.

Evaluate  $\int_0^{\infty} \frac{dx}{\sqrt{x}(x+1)}$ .

**Solution** To evaluate this integral, split it at a convenient point (say,  $x = 1$ ) and write

$$\begin{aligned} \int_0^{\infty} \frac{dx}{\sqrt{x}(x+1)} &= \int_0^1 \frac{dx}{\sqrt{x}(x+1)} + \int_1^{\infty} \frac{dx}{\sqrt{x}(x+1)} \\ &= \lim_{b \rightarrow 0^+} \left[ 2 \arctan \sqrt{x} \right]_b^1 + \lim_{c \rightarrow \infty} \left[ 2 \arctan \sqrt{x} \right]_1^c \\ &= \lim_{b \rightarrow 0^+} (2 \arctan 1 - 2 \arctan \sqrt{b}) + \lim_{c \rightarrow \infty} (2 \arctan \sqrt{c} - 2 \arctan 1) \\ &= 2\left(\frac{\pi}{4}\right) - 0 + 2\left(\frac{\pi}{2}\right) - 2\left(\frac{\pi}{4}\right) \\ &= \pi. \end{aligned}$$

See Figure 8.27.



The area of the unbounded region is  $\pi$ .  
Figure 8.27

### EXAMPLE 10 An Application Involving Arc Length

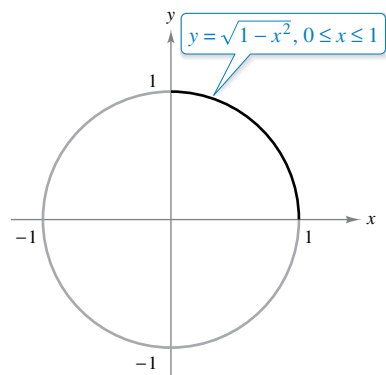
Use the formula for arc length to show that the circumference of the circle  $x^2 + y^2 = 1$  is  $2\pi$ .

**Solution** To simplify the work, consider the quarter circle given by  $y = \sqrt{1-x^2}$ , where  $0 \leq x \leq 1$ . The function  $y$  is differentiable for any  $x$  in this interval except  $x = 1$ . Therefore, the arc length of the quarter circle is given by the improper integral

$$\begin{aligned} s &= \int_0^1 \sqrt{1+(y')^2} dx \\ &= \int_0^1 \sqrt{1+\left(\frac{-x}{\sqrt{1-x^2}}\right)^2} dx \\ &= \int_0^1 \frac{dx}{\sqrt{1-x^2}}. \end{aligned}$$

This integral is improper because it has an infinite discontinuity at  $x = 1$ . So, you can write

$$\begin{aligned} s &= \int_0^1 \frac{dx}{\sqrt{1-x^2}} \\ &= \lim_{b \rightarrow 1^-} \left[ \arcsin x \right]_0^b \\ &= \lim_{b \rightarrow 1^-} (\arcsin b - \arcsin 0) \\ &= \frac{\pi}{2} - 0 \\ &= \frac{\pi}{2}. \end{aligned}$$



The circumference of the circle is  $2\pi$ .  
Figure 8.28

Finally, multiplying by 4, you can conclude that the circumference of the circle is  $4s = 2\pi$ , as shown in Figure 8.28. ■

This section concludes with a useful theorem describing the convergence or divergence of a common type of improper integral. The proof of this theorem is left as an exercise (see Exercise 49).

**THEOREM 8.7 A Special Type of Improper Integral**

$$\int_1^{\infty} \frac{dx}{x^p} = \begin{cases} \frac{1}{p-1}, & p > 1 \\ \text{diverges,} & p \leq 1 \end{cases}$$

**EXAMPLE 11 An Application Involving a Solid of Revolution**

**FOR FURTHER INFORMATION** For further investigation of solids that have finite volumes and infinite surface areas, see the article “Supersolids: Solids Having Finite Volume and Infinite Surfaces” by William P. Love in *Mathematics Teacher*. To view this article, go to [MathArticles.com](http://MathArticles.com).

The solid formed by revolving (about the  $x$ -axis) the *unbounded* region lying between the graph of  $f(x) = 1/x$  and the  $x$ -axis ( $x \geq 1$ ) is called **Gabriel’s Horn**. (See Figure 8.29.) Show that this solid has a finite volume and an infinite surface area.

**Solution** Using the disk method and Theorem 8.7, you can determine the volume to be

$$\begin{aligned} V &= \pi \int_1^{\infty} \left(\frac{1}{x}\right)^2 dx && \text{Theorem 8.7, } p = 2 > 1 \\ &= \pi \left(\frac{1}{2-1}\right) \\ &= \pi. \end{aligned}$$

The surface area is given by

$$S = 2\pi \int_1^{\infty} f(x) \sqrt{1 + [f'(x)]^2} dx = 2\pi \int_1^{\infty} \frac{1}{x} \sqrt{1 + \frac{1}{x^4}} dx.$$

Because

$$\sqrt{1 + \frac{1}{x^4}} > 1$$

on the interval  $[1, \infty)$ , and the improper integral

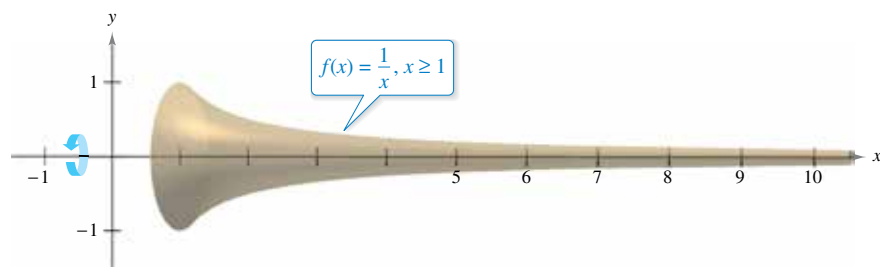
$$\int_1^{\infty} \frac{1}{x} dx$$

diverges, you can conclude that the improper integral

$$\int_1^{\infty} \frac{1}{x} \sqrt{1 + \frac{1}{x^4}} dx$$

also diverges. (See Exercise 52.) So, the surface area is infinite.

**FOR FURTHER INFORMATION** To learn about another function that has a finite volume and an infinite surface area, see the article “Gabriel’s Wedding Cake” by Julian F. Fleron in *The College Mathematics Journal*. To view this article, go to [MathArticles.com](http://MathArticles.com).



Gabriel’s Horn has a finite volume and an infinite surface area.  
**Figure 8.29**

# 8.8 Exercises

See [CalcChat.com](http://CalcChat.com) for tutorial help and worked-out solutions to odd-numbered exercises.

### CONCEPT CHECK

- Improper Integrals** Describe two ways for an integral to be improper.
- Improper Integrals** What does it mean for an improper integral to converge?
- Indefinite Integration Limits** Explain how to evaluate an improper integral that has an infinite limit of integration.
- Finding Values** For what values of  $a$  is each integral improper? Explain.

(a)  $\int_a^5 \frac{1}{x+2} dx$                       (b)  $\int_a^4 \frac{x}{3x-1} dx$

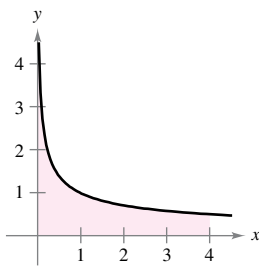
**Determining Whether an Integral Is Improper** In Exercises 5–12, decide whether the integral is improper. Explain your reasoning.

- $\int_0^1 \frac{dx}{5x-3}$
- $\int_1^2 \frac{dx}{x^3}$
- $\int_0^1 \frac{2x-5}{x^2-5x+6} dx$
- $\int_1^\infty \ln x^2 dx$
- $\int_0^2 e^{-x} dx$
- $\int_0^\infty \cos x dx$
- $\int_{-\infty}^\infty \frac{\sin x}{4+x^2} dx$
- $\int_0^{\pi/4} \csc x dx$

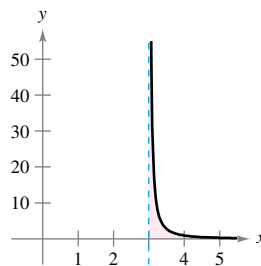


**Evaluating an Improper Integral** In Exercises 13–16, explain why the integral is improper and determine whether it diverges or converges. Evaluate the integral if it converges.

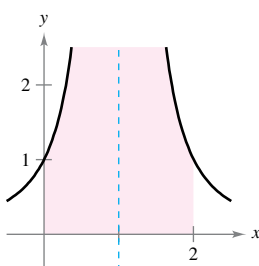
13.  $\int_0^4 \frac{1}{\sqrt{x}} dx$



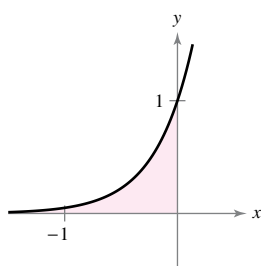
14.  $\int_3^4 \frac{1}{(x-3)^{3/2}} dx$



15.  $\int_0^2 \frac{1}{(x-1)^2} dx$



16.  $\int_{-\infty}^0 e^{3x} dx$



**Evaluating an Improper Integral** In Exercises 17–32, determine whether the improper integral diverges or converges. Evaluate the integral if it converges.

- $\int_2^\infty \frac{1}{x^3} dx$
- $\int_3^\infty \frac{1}{(x-1)^4} dx$
- $\int_1^\infty \frac{3}{\sqrt[3]{x}} dx$
- $\int_1^\infty \frac{4}{\sqrt[4]{x}} dx$
- $\int_0^\infty e^{x/3} dx$
- $\int_{-\infty}^0 xe^{-4x} dx$
- $\int_0^\infty x^2e^{-x} dx$
- $\int_0^\infty e^{-x} \cos x dx$
- $\int_4^\infty \frac{1}{x(\ln x)^3} dx$
- $\int_1^\infty \frac{\ln x}{x} dx$
- $\int_{-\infty}^\infty \frac{4}{16+x^2} dx$
- $\int_0^\infty \frac{x^3}{(x^2+1)^2} dx$
- $\int_0^\infty \frac{1}{e^x + e^{-x}} dx$
- $\int_0^\infty \frac{e^x}{1+e^x} dx$
- $\int_0^\infty \cos \pi x dx$
- $\int_0^\infty \sin \frac{x}{2} dx$



**Evaluating an Improper Integral** In Exercises 33–48, determine whether the improper integral diverges or converges. Evaluate the integral if it converges, and check your results with the results obtained by using the integration capabilities of a graphing utility.

- $\int_0^1 \frac{1}{x^2} dx$
- $\int_0^5 \frac{10}{x} dx$
- $\int_0^2 \frac{1}{\sqrt[3]{x-1}} dx$
- $\int_0^8 \frac{3}{\sqrt{8-x}} dx$
- $\int_0^1 x \ln x dx$
- $\int_0^e \ln x^2 dx$
- $\int_0^{\pi/2} \tan \theta d\theta$
- $\int_0^{\pi/2} \sec \theta d\theta$
- $\int_2^4 \frac{2}{x\sqrt{x^2-4}} dx$
- $\int_3^6 \frac{1}{\sqrt{36-x^2}} dx$
- $\int_3^5 \frac{1}{\sqrt{x^2-9}} dx$
- $\int_0^5 \frac{1}{25-x^2} dx$
- $\int_3^\infty \frac{1}{x\sqrt{x^2-9}} dx$
- $\int_4^\infty \frac{\sqrt{x^2-16}}{x^2} dx$
- $\int_0^\infty \frac{4}{\sqrt{x}(x+6)} dx$
- $\int_1^\infty \frac{1}{x \ln x} dx$

**Finding Values** In Exercises 49 and 50, determine all values of  $p$  for which the improper integral converges.

49.  $\int_1^{\infty} \frac{1}{x^p} dx$

50.  $\int_0^1 \frac{1}{x^p} dx$

**51. Mathematical Induction** Use mathematical induction to verify that the following integral converges for any positive integer  $n$ .

$$\int_0^{\infty} x^n e^{-x} dx$$

**52. Comparison Test for Improper Integrals** In some cases, it is impossible to find the exact value of an improper integral, but it is important to determine whether the integral converges or diverges. Suppose the functions  $f$  and  $g$  are continuous and  $0 \leq g(x) \leq f(x)$  on the interval  $[a, \infty)$ . It can be shown that if  $\int_a^{\infty} f(x) dx$  converges, then  $\int_a^{\infty} g(x) dx$  also converges, and if  $\int_a^{\infty} g(x) dx$  diverges, then  $\int_a^{\infty} f(x) dx$  also diverges. This is known as the Comparison Test for improper integrals.

(a) Use the Comparison Test to determine whether  $\int_1^{\infty} e^{-x^2} dx$  converges or diverges. (*Hint:* Use the fact that  $e^{-x^2} \leq e^{-x}$  for  $x \geq 1$ .)

(b) Use the Comparison Test to determine whether  $\int_1^{\infty} \frac{1}{x^5 + 1} dx$  converges or diverges. (*Hint:* Use the fact that  $\frac{1}{x^5 + 1} \leq \frac{1}{x^5}$  for  $x \geq 1$ .)

**Convergence or Divergence** In Exercises 53–60, use the results of Exercises 49–52 to determine whether the improper integral converges or diverges.

53.  $\int_0^1 \frac{1}{\sqrt[5]{x}} dx$

54.  $\int_0^1 \frac{1}{x^9} dx$

55.  $\int_1^{\infty} \frac{1}{x^5} dx$

56.  $\int_0^{\infty} x^4 e^{-x} dx$

57.  $\int_1^{\infty} \frac{1}{x^2 + 5} dx$

58.  $\int_2^{\infty} \frac{1}{\sqrt{x-1}} dx$

59.  $\int_1^{\infty} \frac{1 - \sin x}{x^2} dx$

60.  $\int_0^{\infty} \frac{1}{e^x + x} dx$

**EXPLORING CONCEPTS**

**61. Improper Integral** Explain why  $\int_{-1}^1 \frac{1}{x^3} dx \neq 0$ .

**62. Improper Integral** Consider the integral

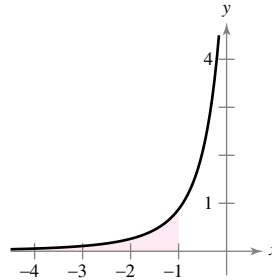
$$\int_0^3 \frac{10}{x^2 - 2x} dx.$$

To determine the convergence or divergence of the integral, how many improper integrals must be analyzed? What must be true of each of these integrals for the given integral to converge?

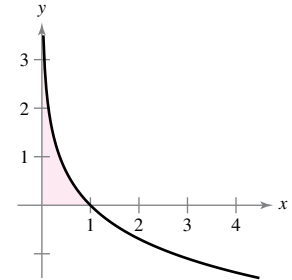


**Area** In Exercises 63–66, find the area of the unbounded shaded region.

63.  $y = -\frac{7}{(x-1)^3}$ ,  
 $-\infty < x \leq -1$

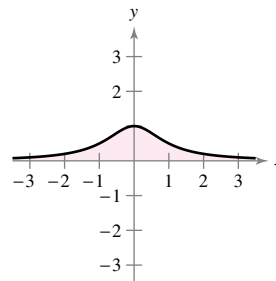


64.  $y = -\ln x$



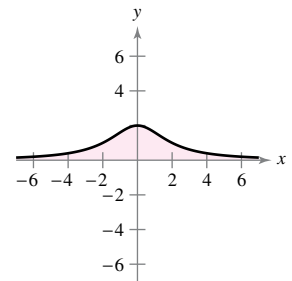
65. Witch of Agnesi:

$$y = \frac{1}{x^2 + 1}$$



66. Witch of Agnesi:

$$y = \frac{8}{x^2 + 4}$$



**Area and Volume** In Exercises 67 and 68, consider the region satisfying the inequalities.

(a) Find the area of the region. (b) Find the volume of the solid generated by revolving the region about the  $x$ -axis. (c) Find the volume of the solid generated by revolving the region about the  $y$ -axis.

67.  $y \leq e^{-x}$ ,  $y \geq 0$ ,  $x \geq 0$

68.  $y \leq \frac{1}{x^2}$ ,  $y \geq 0$ ,  $x \geq 1$

**69. Arc Length** Find the arc length of the graph of  $y = \sqrt{16 - x^2}$  over the interval  $[0, 4]$ .

**70. Surface Area** Find the area of the surface formed by revolving the graph of  $y = 2e^{-x}$  on the interval  $[0, \infty)$  about the  $x$ -axis.

**Propulsion** In Exercises 71 and 72, use the weight of the rocket to answer each question. (Use 4000 miles as the radius of Earth and do not consider the effect of air resistance.)

(a) How much work is required to propel the rocket an unlimited distance away from Earth's surface?

(b) How far has the rocket traveled when half of the total work has occurred?

71. 5-metric-ton rocket

72. 10-metric-ton rocket

**Probability** A nonnegative function  $f$  is called a *probability density function* if


$$\int_{-\infty}^{\infty} f(t) dt = 1.$$

The probability that  $x$  lies between  $a$  and  $b$  is given by

$$P(a \leq x \leq b) = \int_a^b f(t) dt.$$

In Exercises 73 and 74, (a) show that the nonnegative function is a probability density function, and (b) find  $P(0 \leq x \leq 6)$ .

$$73. f(t) = \begin{cases} \frac{1}{9}e^{-t/9}, & t \geq 0 \\ 0, & t < 0 \end{cases} \quad 74. f(t) = \begin{cases} \frac{5}{6}e^{-5t/6}, & t \geq 0 \\ 0, & t < 0 \end{cases}$$

 **75. Normal Probability** The mean height of American men between 20 and 29 years old is 69 inches, and the standard deviation is 3 inches. A 20- to 29-year-old man is chosen at random from the population. The probability that he is 6 feet tall or taller is

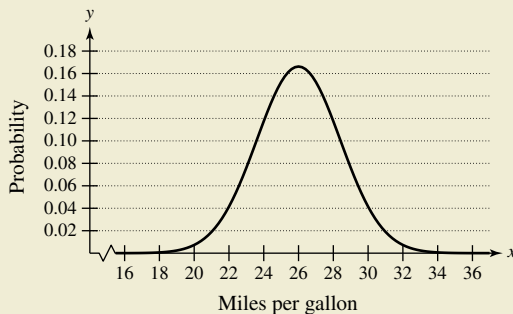
$$P(72 \leq x < \infty) = \int_{72}^{\infty} \frac{1}{3\sqrt{2\pi}} e^{-(x-69)^2/18} dx.$$

(Source: National Center for Health Statistics)

- Use a graphing utility to graph the integrand. Use the graphing utility to convince yourself that the area between the  $x$ -axis and the integrand is 1.
- Use a graphing utility to approximate  $P(72 \leq x < \infty)$ .
- Approximate  $0.5 - P(69 \leq x \leq 72)$  using a graphing utility. Use the graph in part (a) to explain why this result is the same as the answer in part (b).



**76. HOW DO YOU SEE IT?** The graph shows the probability density function for a car brand that has a mean fuel efficiency of 26 miles per gallon and a standard deviation of 2.4 miles per gallon.



- Which is greater, the probability of choosing a car at random that gets between 26 and 28 miles per gallon or the probability of choosing a car at random that gets between 22 and 24 miles per gallon?
- Which is greater, the probability of choosing a car at random that gets between 20 and 22 miles per gallon or the probability of choosing a car at random that gets at least 30 miles per gallon?

**Capitalized Cost** In Exercises 77 and 78, find the capitalized cost  $C$  of an asset (a) for  $n = 5$  years, (b) for  $n = 10$  years, and (c) forever. The capitalized cost is given by

$$C = C_0 + \int_0^n c(t)e^{-rt} dt$$

where  $C_0$  is the original investment,  $t$  is the time in years,  $r$  is the annual interest rate compounded continuously, and  $c(t)$  is the annual cost of maintenance.

$$\begin{array}{ll} 77. C_0 = \$700,000 & 78. C_0 = \$700,000 \\ c(t) = \$25,000 & c(t) = \$25,000(1 + 0.08t) \\ r = 0.06 & r = 0.06 \end{array}$$

**79. Electromagnetic Theory** The magnetic potential  $P$  at a point on the axis of a circular coil is given by

$$P = \frac{2\pi N I r}{k} \int_c^{\infty} \frac{1}{(r^2 + x^2)^{3/2}} dx$$

where  $N$ ,  $I$ ,  $r$ ,  $k$ , and  $c$  are constants. Find  $P$ .

**80. Gravitational Force** A “semi-infinite” uniform rod occupies the nonnegative  $x$ -axis. The rod has a linear density  $\delta$ , which means that a segment of length  $dx$  has a mass of  $\delta dx$ . A particle of mass  $M$  is located at the point  $(-a, 0)$ . The gravitational force  $F$  that the rod exerts on the mass is given by

$$F = \int_0^{\infty} \frac{GM\delta}{(a+x)^2} dx$$

where  $G$  is the gravitational constant. Find  $F$ .

**True or False?** In Exercises 81–86, determine whether the statement is true or false. If it is false, explain why or give an example that shows it is false.

- If  $f$  is continuous on  $[0, \infty)$  and  $\lim_{x \rightarrow \infty} f(x) = 0$ , then  $\int_0^{\infty} f(x) dx$  converges.
- If  $f$  is continuous on  $[0, \infty)$  and  $\int_0^{\infty} f(x) dx$  diverges, then  $\lim_{x \rightarrow \infty} f(x) \neq 0$ .
- If  $f'$  is continuous on  $[0, \infty)$  and  $\lim_{x \rightarrow \infty} f(x) = 0$ , then  $\int_0^{\infty} f'(x) dx = -f(0)$ .
- If the graph of  $f$  is symmetric with respect to the origin or the  $y$ -axis, then  $\int_0^{\infty} f(x) dx$  converges if and only if  $\int_{-\infty}^{\infty} f(x) dx$  converges.
- $\int_0^{\infty} e^{ax} dx$  converges for  $a < 0$ .
- If  $\lim_{x \rightarrow \infty} f(x) = L$ , then  $\int_0^{\infty} f(x) dx$  converges.
- Comparing Integrals**
  - Show that  $\int_{-\infty}^{\infty} \sin x dx$  diverges.
  - Show that  $\lim_{a \rightarrow \infty} \int_{-a}^a \sin x dx = 0$ .
  - What do parts (a) and (b) show about the definition of improper integrals?

 **88. Exploration** Consider the integral

$$\int_0^{\pi/2} \frac{4}{1 + (\tan x)^n} dx$$

where  $n$  is a positive integer.

- Is the integral improper? Explain.
- Use a graphing utility to graph the integrand for  $n = 2, 4, 8,$  and  $12$ .
- Use the graphs to approximate the integral as  $n \rightarrow \infty$ .
- Use a computer algebra system to evaluate the integral for the values of  $n$  in part (b). Make a conjecture about the value of the integral for any positive integer  $n$ . Compare your results with your answer in part (c).


**89. Comparing Integrals** Let  $f$  be continuous on the interval  $[a, \infty)$ . Show that if the improper integral  $\int_a^\infty |f(x)| dx$  converges, then the improper integral  $\int_a^\infty f(x) dx$  also converges.

**90. Writing**

- The improper integrals

$$\int_1^\infty \frac{1}{x} dx \quad \text{and} \quad \int_1^\infty \frac{1}{x^2} dx$$

diverge and converge, respectively. Describe the essential difference between the integrands that cause one integral to converge and the other to diverge.

 (b) Use a graphing utility to graph the function  $y = (\sin x)/x$  over the interval  $(1, \infty)$ . Use your knowledge of the definite integral to make an inference as to whether the integral

$$\int_1^\infty \frac{\sin x}{x} dx$$

converges. Give reasons for your answer.

- Use one application of integration by parts and the result of Exercise 89 to determine the divergence or convergence of the integral in part (b).

**Laplace Transforms** Let  $f(t)$  be a function defined for all positive values of  $t$ . The Laplace Transform of  $f(t)$  is defined by

$$F(s) = \int_0^\infty e^{-st} f(t) dt$$

when the improper integral exists. Laplace Transforms are used to solve differential equations. In Exercises 91–98, find the Laplace Transform of the function.

- $f(t) = 1$
- $f(t) = t$
- $f(t) = t^2$
- $f(t) = e^{at}$
- $f(t) = \cos at$
- $f(t) = \sin at$
- $f(t) = \cosh at$
- $f(t) = \sinh at$

**99. The Gamma Function** The Gamma Function  $\Gamma(n)$  is defined by

$$\Gamma(n) = \int_0^\infty x^{n-1} e^{-x} dx, \quad n > 0.$$

- Find  $\Gamma(1), \Gamma(2),$  and  $\Gamma(3)$ .
- Use integration by parts to show that  $\Gamma(n + 1) = n\Gamma(n)$ .
- Write  $\Gamma(n)$  using factorial notation where  $n$  is a positive integer.

**100. Proof** Prove that  $I_n = \left(\frac{n-1}{n+2}\right)I_{n-1}$ , where

$$I_n = \int_0^\infty \frac{x^{2n-1}}{(x^2 + 1)^{n+3}} dx, \quad n \geq 1.$$

Then evaluate each integral.

- $\int_0^\infty \frac{x}{(x^2 + 1)^4} dx$
- $\int_0^\infty \frac{x^3}{(x^2 + 1)^5} dx$
- $\int_0^\infty \frac{x^5}{(x^2 + 1)^6} dx$

**101. Finding a Value** For what value of  $c$  does the integral

$$\int_0^\infty \left( \frac{1}{\sqrt{x^2 + 1}} - \frac{c}{x + 1} \right) dx$$

converge? Evaluate the integral for this value of  $c$ .

**102. Finding a Value** For what value of  $c$  does the integral

$$\int_1^\infty \left( \frac{cx}{x^2 + 2} - \frac{1}{3x} \right) dx$$

converge? Evaluate the integral for this value of  $c$ .

**103. Volume** Find the volume of the solid generated by revolving the region bounded by the graph of  $f$  about the  $x$ -axis.

$$f(x) = \begin{cases} x \ln x, & 0 < x \leq 2 \\ 0, & x = 0 \end{cases}$$

**104. Volume** Find the volume of the solid generated by revolving the unbounded region lying between  $y = -\ln x$  and the  $y$ -axis ( $y \geq 0$ ) about the  $x$ -axis.

**$u$ -Substitution** In Exercises 105 and 106, rewrite the improper integral as a proper integral using the given  $u$ -substitution. Then use the Trapezoidal Rule with  $n = 5$  to approximate the integral.

**105.**  $\int_0^1 \frac{\sin x}{\sqrt{x}} dx, \quad u = \sqrt{x}$

**106.**  $\int_0^1 \frac{\cos x}{\sqrt{1-x}} dx, \quad u = \sqrt{1-x}$

**107. Rewriting an Integral** Let  $\int_{-\infty}^\infty f(x) dx$  be convergent and let  $a$  and  $b$  be real numbers where  $a \neq b$ . Show that

$$\int_{-\infty}^a f(x) dx + \int_a^\infty f(x) dx = \int_{-\infty}^b f(x) dx + \int_b^\infty f(x) dx.$$

# Review Exercises

See [CalcChat.com](http://CalcChat.com) for tutorial help and worked-out solutions to odd-numbered exercises.

**Using Basic Integration Rules** In Exercises 1–8, use the basic integration rules to find or evaluate the integral.

- $\int x^2 \sqrt{x^3 - 27} dx$
- $\int xe^{5-x^2} dx$
- $\int \csc^2\left(\frac{x+8}{4}\right) dx$
- $\int \frac{x}{\sqrt[3]{4-x^2}} dx$
- $\int_1^e \frac{\ln 2x}{x} dx$
- $\int_{3/2}^2 2x\sqrt{2x-3} dx$
- $\int \frac{100}{\sqrt{100-x^2}} dx$
- $\int \frac{2x}{x-3} dx$

**Using Integration by Parts** In Exercises 9–16, use integration by parts to find the indefinite integral.

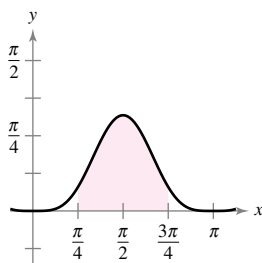
- $\int x e^{1-x} dx$
- $\int x^2 e^{x/2} dx$
- $\int e^{2x} \sin 3x dx$
- $\int x\sqrt{x-1} dx$
- $\int x \sec^2 x dx$
- $\int \ln\sqrt{x^2-4} dx$
- $\int x \arcsin 2x dx$
- $\int \arctan 2x dx$

**Finding a Trigonometric Integral** In Exercises 17–26, find the trigonometric integral.

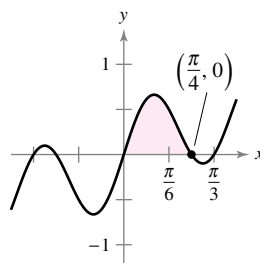
- $\int \sin x \cos^4 x dx$
- $\int \sin^2 x \cos^3 x dx$
- $\int \cos^3(\pi x - 1) dx$
- $\int \sin^2 \frac{\pi x}{2} dx$
- $\int \sec^4 \frac{x}{2} dx$
- $\int \tan \theta \sec^4 \theta d\theta$
- $\int x \tan^4 x^2 dx$
- $\int \frac{\tan^2 x}{\sec^3 x} dx$
- $\int \frac{1}{1 - \sin \theta} d\theta$
- $\int (\cos 2\theta)(\sin \theta + \cos \theta)^2 d\theta$

**Area** In Exercises 27 and 28, find the area of the given region.

27.  $y = \sin^4 x$



28.  $y = \sin 3x \cos 2x$



**Using Trigonometric Substitution** In Exercises 29–34, use trigonometric substitution to find or evaluate the integral.

- $\int \frac{-12}{x^2 \sqrt{4-x^2}} dx$
- $\int \frac{\sqrt{x^2-9}}{x} dx$
- $\int \frac{x^3}{\sqrt{4+x^2}} dx$
- $\int \sqrt{25-9x^2} dx$
- $\int_0^1 \frac{6x^3}{\sqrt{16+x^2}} dx$
- $\int_3^4 x^3 \sqrt{x^2-9} dx$

**Using Different Methods** In Exercises 35 and 36, find the indefinite integral using each method.

- $\int \frac{x^3}{\sqrt{4+x^2}} dx$ 
  - Trigonometric substitution
  - Substitution:  $u^2 = 4 + x^2$
  - Integration by parts:  $dv = \frac{x}{\sqrt{4+x^2}} dx$
- $\int x\sqrt{4+x} dx$ 
  - Trigonometric substitution
  - Substitution:  $u^2 = 4 + x$
  - Substitution:  $u = 4 + x$
  - Integration by parts:  $dv = \sqrt{4+x} dx$

**Using Partial Fractions** In Exercises 37–44, use partial fractions to find the indefinite integral.

- $\int \frac{x-8}{x^2-x-6} dx$
- $\int \frac{5x-2}{x^2-x} dx$
- $\int \frac{x^2+2x}{x^3-x^2+x-1} dx$
- $\int \frac{4x-2}{3(x-1)^2} dx$
- $\int \frac{x^2}{x^2-2x+1} dx$
- $\int \frac{x^3+4}{x^2-4x} dx$
- $\int \frac{4e^x}{(e^{2x}-1)(e^x+3)} dx$
- $\int \frac{\sec^2 \theta}{(\tan \theta)(\tan \theta - 1)} d\theta$

**Using the Trapezoidal Rule and Simpson's Rule** In Exercises 45–48, approximate the definite integral using the Trapezoidal Rule and Simpson's Rule with  $n = 4$ . Compare these results with the approximation of the integral using a graphing utility.

- $\int_2^3 \frac{2}{1+x^2} dx$
- $\int_0^1 \frac{x^{3/2}}{3-x^2} dx$
- $\int_0^{\pi/2} \sqrt{x} \cos x dx$
- $\int_0^{\pi} \sqrt{1+\sin^2 x} dx$

**Integration by Tables** In Exercises 49–56, use integration tables to find or evaluate the integral.

49.  $\int \frac{x}{(4+5x)^2} dx$       50.  $\int \frac{x}{\sqrt{4+5x}} dx$   
 51.  $\int_0^{\sqrt{\pi}/2} \frac{x}{1+\sin x^2} dx$       52.  $\int_0^1 \frac{x}{1+e^{x^2}} dx$   
 53.  $\int \frac{x}{x^2+4x+8} dx$       54.  $\int \frac{3}{2x\sqrt{9x^2-1}} dx, x > \frac{1}{3}$   
 55.  $\int \frac{1}{\sin \pi x \cos \pi x} dx$       56.  $\int \frac{1}{1+\tan \pi x} dx$

**Finding an Indefinite Integral** In Exercises 57–64, find the indefinite integral using any method.

57.  $\int \theta \sin \theta \cos \theta d\theta$       58.  $\int \frac{\csc \sqrt{2x}}{\sqrt{x}} dx$   
 59.  $\int \frac{x^{1/4}}{1+x^{1/2}} dx$       60.  $\int \sqrt{1+\sqrt{x}} dx$   
 61.  $\int \sqrt{1+\cos x} dx$       62.  $\int \frac{3x^3+4x}{(x^2+1)^2} dx$   
 63.  $\int \cos x \ln(\sin x) dx$       64.  $\int (\sin \theta + \cos \theta)^2 d\theta$

**Differential Equation** In Exercises 65–68, find the general solution of the differential equation using any method.

65.  $\frac{dy}{dx} = \frac{25}{x^2-25}$       66.  $\frac{dy}{dx} = \frac{\sqrt{4-x^2}}{2x}$   
 67.  $y' = \ln(x^2+x)$       68.  $y' = \sqrt{1-\cos \theta}$

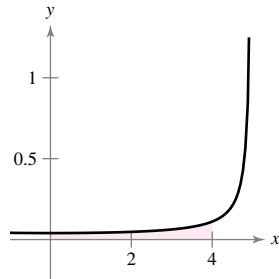
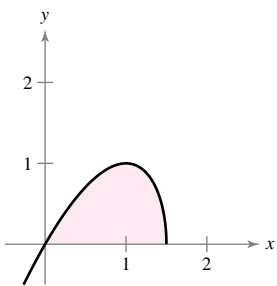
**Evaluating a Definite Integral** In Exercises 69–74, evaluate the definite integral using any method. Use a graphing utility to verify your result.

69.  $\int_2^{\sqrt{5}} x(x^2-4)^{3/2} dx$       70.  $\int_0^1 \frac{x}{(x-2)(x-4)} dx$   
 71.  $\int_1^4 \frac{\ln x}{x} dx$       72.  $\int_0^2 xe^{3x} dx$   
 73.  $\int_2^{\pi} (x^2-4) \sin x dx$       74.  $\int_0^5 \frac{x}{\sqrt{4+x}} dx$

**Area** In Exercises 75 and 76, find the area of the given region using any method.

75.  $y = x\sqrt{3-2x}$

76.  $y = \frac{1}{25-x^2}$



**Centroid** In Exercises 77 and 78, find the centroid of the region bounded by the graphs of the equations using any method.

77.  $y = \sqrt{1-x^2}, y = 0$   
 78.  $(x-1)^2 + y^2 = 1, (x-4)^2 + y^2 = 4$

**Evaluating an Improper Integral** In Exercises 79–86, determine whether the improper integral diverges or converges. Evaluate the integral if it converges.

79.  $\int_0^{16} \frac{1}{\sqrt[4]{x}} dx$       80.  $\int_0^2 \frac{7}{x-2} dx$   
 81.  $\int_1^{\infty} x^2 \ln x dx$       82.  $\int_0^{\infty} \frac{e^{-1/x}}{x^2} dx$   
 83.  $\int_1^{\infty} \frac{\ln x}{x^2} dx$       84.  $\int_1^{\infty} \frac{1}{\sqrt[4]{x}} dx$   
 85.  $\int_2^{\infty} \frac{1}{x\sqrt{x^2-4}} dx$       86.  $\int_0^{\infty} \frac{2}{\sqrt{x}(x+4)} dx$

87. **Present Value** The board of directors of a corporation is calculating the price to pay for a business that is forecast to yield a continuous flow of profit of \$500,000 per year. The money will earn a nominal rate of 5% per year compounded continuously. The present value of the business for  $t_0$  years is

$$\text{Present value} = \int_0^{t_0} 500,000e^{-0.05t} dt.$$

- (a) Find the present value of the business for 20 years.  
 (b) Find the present value of the business in perpetuity (forever).

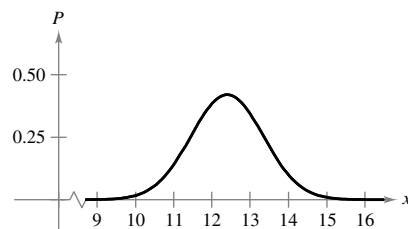
88. **Volume** Find the volume of the solid generated by revolving the region bounded by the graphs of  $y \leq xe^{-x}$ ,  $y \geq 0$ , and  $x \geq 0$  about the  $x$ -axis.



89. **Probability** The average lengths (from beak to tail) of different species of warblers in the eastern United States are approximately normally distributed with a mean of 12.9 centimeters and a standard deviation of 0.95 centimeter (see figure). The probability that a randomly selected warbler has a length between  $a$  and  $b$  centimeters is

$$P(a \leq x \leq b) = \frac{1}{0.95\sqrt{2\pi}} \int_a^b e^{-(x-12.9)^2/1.805} dx.$$

Use a graphing utility to approximate the probability that a randomly selected warbler has a length of (a) 13 centimeters or greater and (b) 15 centimeters or greater. (Source: Peterson's Field Guide: Eastern Birds)





# P.S. Problem Solving

See [CalcChat.com](http://CalcChat.com) for tutorial help and worked-out solutions to odd-numbered exercises.

## 1. Wallis's Formulas

(a) Evaluate the integrals

$$\int_{-1}^1 (1 - x^2) dx \quad \text{and} \quad \int_{-1}^1 (1 - x^2)^2 dx.$$

(b) Use Wallis's Formulas to prove that

$$\int_{-1}^1 (1 - x^2)^n dx = \frac{2^{2n+1}(n!)^2}{(2n+1)!}$$

for all positive integers  $n$ .

## 2. Proof

(a) Evaluate the integrals

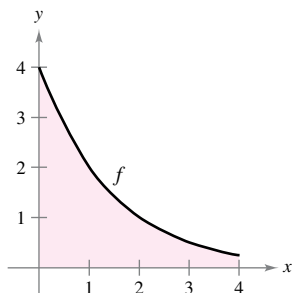
$$\int_0^1 \ln x dx \quad \text{and} \quad \int_0^1 (\ln x)^2 dx.$$

(b) Prove that

$$\int_0^1 (\ln x)^n dx = (-1)^n n!$$

for all positive integers  $n$ .


**3. Comparing Methods** Let  $I = \int_0^4 f(x) dx$ , where  $f$  is shown in the figure. Let  $L(n)$  and  $R(n)$  represent the Riemann sums using the left-hand endpoints and right-hand endpoints of  $n$  subintervals of equal width. (Assume  $n$  is even.) Let  $T(n)$  and  $S(n)$  be the corresponding values of the Trapezoidal Rule and Simpson's Rule.



- (a) For any  $n$ , list  $L(n)$ ,  $R(n)$ ,  $T(n)$ , and  $I$  in increasing order.
- (b) Approximate  $S(4)$ .

**4. Area** Consider the problem of finding the area of the region bounded by the  $x$ -axis, the line  $x = 4$ , and the curve

$$y = \frac{x^2}{(x^2 + 9)^{3/2}}$$

-  (a) Use a graphing utility to graph the region and approximate its area.
- (b) Use an appropriate trigonometric substitution to find the exact area.
- (c) Use the substitution  $x = 3 \sinh u$  to find the exact area and verify that you obtain the same answer as in part (b).

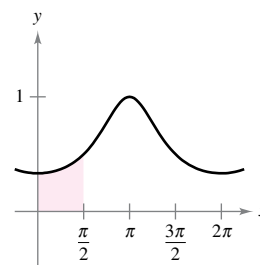
**5. Area** Use the substitution

$$u = \tan \frac{x}{2}$$

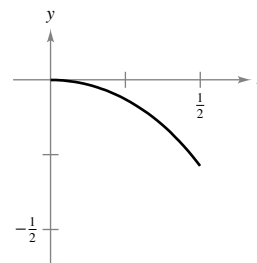
to find the area of the shaded region under the graph of

$$y = \frac{1}{2 + \cos x}$$

for  $0 \leq x \leq \pi/2$  (see figure).

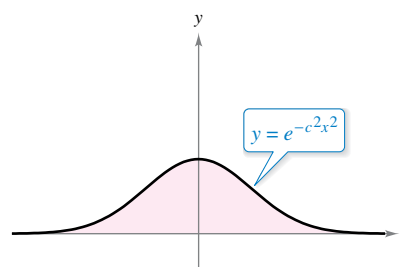


**6. Arc Length** Find the arc length of the graph of the function  $y = \ln(1 - x^2)$  on the interval  $0 \leq x \leq \frac{1}{2}$  (see figure).



**7. Centroid** Find the centroid of the region bounded by the  $x$ -axis and the curve  $y = e^{-c^2x^2}$ , where  $c$  is a positive constant (see figure).

(Hint: Show that  $\int_0^\infty e^{-c^2x^2} dx = \frac{1}{c} \int_0^\infty e^{-x^2} dx$ .)



**8. Proof** Prove the following generalization of the Mean Value Theorem. If  $f$  is twice differentiable on the closed interval  $[a, b]$ , then

$$f(b) - f(a) = f'(a)(b - a) - \int_a^b f''(t)(t - b) dt.$$

**9. Inverse Function and Area**

- (a) Let  $y = f^{-1}(x)$  be the inverse function of  $f$ . Use integration by parts to derive the formula

$$\int f^{-1}(x) dx = xf^{-1}(x) - \int f(y) dy.$$

- (b) Use the formula in part (a) to find the integral

$$\int \arcsin x dx.$$

- (c) Use the formula in part (a) to find the area under the graph of  $y = \ln x$ ,  $1 \leq x \leq e$  (see figure).

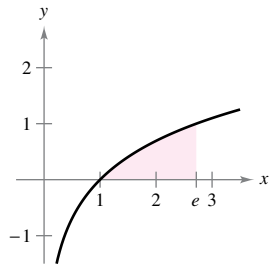


Figure for 9

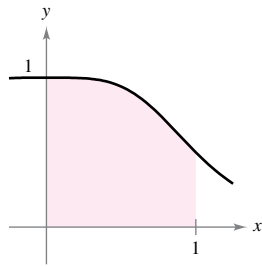


Figure for 10

- 10. Area** Factor the polynomial  $p(x) = x^4 + 1$  and then find the area under the graph of

$$y = \frac{1}{x^4 + 1}, \quad 0 \leq x \leq 1 \text{ (see figure).}$$

- 11. Partial Fraction Decomposition** Suppose the denominator of a rational function can be factored into distinct linear factors

$$D(x) = (x - c_1)(x - c_2) \cdots (x - c_n)$$

for a positive integer  $n$  and distinct real numbers  $c_1, c_2, \dots, c_n$ . If  $N$  is a polynomial of degree less than  $n$ , show that

$$\frac{N(x)}{D(x)} = \frac{P_1}{x - c_1} + \frac{P_2}{x - c_2} + \cdots + \frac{P_n}{x - c_n}$$

where  $P_k = N(c_k)/D'(c_k)$  for  $k = 1, 2, \dots, n$ . Note that this is the partial fraction decomposition of  $N(x)/D(x)$ .

- 12. Partial Fraction Decomposition** Use the result of Exercise 11 to find the partial fraction decomposition of

$$\frac{x^3 - 3x^2 + 1}{x^4 - 13x^2 + 12x}$$

**13. Evaluating an Integral**

- (a) Use the substitution  $u = \frac{\pi}{2} - x$  to evaluate the integral

$$\int_0^{\pi/2} \frac{\sin x}{\cos x + \sin x} dx.$$

- (b) Let  $n$  be a positive integer. Evaluate the integral

$$\int_0^{\pi/2} \frac{\sin^n x}{\cos^n x + \sin^n x} dx.$$

- 14. Elementary Functions** Some elementary functions, such as  $f(x) = \sin(x^2)$ , do not have antiderivatives that are elementary functions. Joseph Liouville proved that

$$\int \frac{e^x}{x} dx$$

does not have an elementary antiderivative. Use this fact to prove that

$$\int \frac{1}{\ln x} dx$$

does not have an elementary antiderivative.

- 15. Rocket** The velocity  $v$  (in feet per second) of a rocket whose initial mass (including fuel) is  $m$  is given by

$$v = -gt + u \ln \frac{m}{m - rt}, \quad t < \frac{m}{r}$$

where  $u$  is the expulsion speed of the fuel,  $r$  is the rate at which the fuel is consumed, and  $g = 32$  feet per second per second is the acceleration due to gravity. Find the position equation for a rocket for which  $m = 50,000$  pounds,  $u = 12,000$  feet per second, and  $r = 400$  pounds per second. What is the height of the rocket when  $t = 100$  seconds? (Assume that the rocket was fired from ground level and is moving straight upward.)

- 16. Proof** Suppose that  $f(a) = f(b) = g(a) = g(b) = 0$  and the second derivatives of  $f$  and  $g$  are continuous on the closed interval  $[a, b]$ . Prove that

$$\int_a^b f(x)g''(x) dx = \int_a^b f''(x)g(x) dx.$$

- 17. Proof** Suppose that  $f(a) = f(b) = 0$  and the second derivatives of  $f$  exist on the closed interval  $[a, b]$ . Prove that

$$\int_a^b (x - a)(x - b)f''(x) dx = 2 \int_a^b f(x) dx.$$

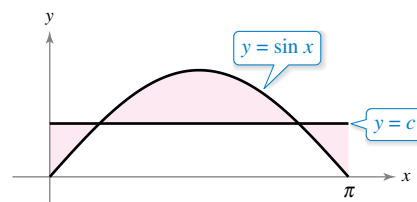
- 18. Approximating an Integral** Using the inequality

$$\frac{1}{x^5} + \frac{1}{x^{10}} + \frac{1}{x^{15}} < \frac{1}{x^5 - 1} < \frac{1}{x^5} + \frac{1}{x^{10}} + \frac{2}{x^{15}}$$

for  $x \geq 2$ , approximate  $\int_2^{\infty} \frac{1}{x^5 - 1} dx$ .

- 19. Volume** Consider the shaded region between the graph of  $y = \sin x$ , where  $0 \leq x \leq \pi$ , and the line  $y = c$ , where  $0 \leq c \leq 1$ , as shown in the figure. A solid is formed by revolving the region about the line  $y = c$ .

- (a) For what value of  $c$  does the solid have minimum volume?  
 (b) For what value of  $c$  does the solid have maximum volume?



# 9 Infinite Series




- 9.1 Sequences
- 9.2 Series and Convergence
- 9.3 The Integral Test and  $p$ -Series
- 9.4 Comparisons of Series
- 9.5 Alternating Series
- 9.6 The Ratio and Root Tests
- 9.7 Taylor Polynomials and Approximations
- 9.8 Power Series
- 9.9 Representation of Functions by Power Series
- 9.10 Taylor and Maclaurin Series



Multiplier Effect (Exercise 73, p. 606)



Projectile Motion (Exercise 80, p. 679)



Sphereflake (Exercise 86, p. 607)



Population (Exercise 76, p. 598)



Government Expenditures (Exercise 68, p. 597)

# 9.2 Series and Convergence

- Understand the definition of a convergent infinite series.
- Use properties of infinite geometric series.
- Use the *n*th-Term Test for Divergence of an infinite series.

## Infinite Series

One important application of infinite sequences is in representing “infinite summations.” Informally, if  $\{a_n\}$  is an infinite sequence, then

$$\sum_{n=1}^{\infty} a_n = a_1 + a_2 + a_3 + \cdots + a_n + \cdots \quad \text{Infinite series}$$



**REMARK** As you study this chapter, it is important to distinguish between an infinite series and a sequence. A sequence is an ordered collection of numbers

$$a_1, a_2, a_3, \dots, a_n, \dots$$

whereas a series is an infinite sum of terms from a sequence

$$a_1 + a_2 + a_3 + \cdots + a_n + \cdots$$

is an **infinite series** (or simply a **series**). The numbers  $a_1, a_2, a_3$ , and so on are the **terms** of the series. For some series, it is convenient to begin the index at  $n = 0$  (or some other integer). As a typesetting convention, it is common to represent an infinite series as  $\sum a_n$ . In such cases, the starting value for the index must be taken from the context of the statement.

To find the sum of an infinite series, consider the **sequence of partial sums** listed below.

$$\begin{aligned} S_1 &= a_1 \\ S_2 &= a_1 + a_2 \\ S_3 &= a_1 + a_2 + a_3 \\ S_4 &= a_1 + a_2 + a_3 + a_4 \\ S_5 &= a_1 + a_2 + a_3 + a_4 + a_5 \\ &\vdots \\ S_n &= a_1 + a_2 + a_3 + a_4 + a_5 + \cdots + a_n \end{aligned}$$

If this sequence of partial sums converges, then the series is said to converge and has the sum indicated in the next definition.

### INFINITE SERIES

The study of infinite series was considered a novelty in the fourteenth century. Logician Richard Suiseth, whose nickname was Calculator, solved this problem.

*If throughout the first half of a given time interval a variation continues at a certain intensity, throughout the next quarter of the interval at double the intensity, throughout the following eighth at triple the intensity and so ad infinitum, then the average intensity for the whole interval will be the intensity of the variation during the second subinterval (or double the intensity).*

This is the same as saying that the sum of the infinite series

$$\frac{1}{2} + \frac{2}{4} + \frac{3}{8} + \cdots + \frac{n}{2^n} + \cdots$$

is 2.

### Definitions of Convergent and Divergent Series

For the infinite series  $\sum_{n=1}^{\infty} a_n$ , the *n*th partial sum is

$$S_n = a_1 + a_2 + \cdots + a_n.$$

If the sequence of partial sums  $\{S_n\}$  converges to  $S$ , then the series **converges**. The limit  $S$  is called the **sum of the series**.

$$S = a_1 + a_2 + \cdots + a_n + \cdots \quad S = \sum_{n=1}^{\infty} a_n$$

If  $\{S_n\}$  diverges, then the series **diverges**.

As you study this chapter, you will see that there are two basic questions involving infinite series.

- Does a series converge or does it diverge?
- When a series converges, what is its sum?

These questions are not always easy to answer, especially the second one.

**EXAMPLE 1** Convergent and Divergent Series

a. The series

$$\sum_{n=1}^{\infty} \frac{1}{2^n} = \frac{1}{2} + \frac{1}{4} + \frac{1}{8} + \frac{1}{16} + \cdots$$

has the partial sums listed below.

$$S_1 = \frac{1}{2}$$

$$S_2 = \frac{1}{2} + \frac{1}{4} = \frac{3}{4}$$

$$S_3 = \frac{1}{2} + \frac{1}{4} + \frac{1}{8} = \frac{7}{8}$$

⋮

$$S_n = \frac{1}{2} + \frac{1}{4} + \frac{1}{8} + \cdots + \frac{1}{2^n} = \frac{2^n - 1}{2^n}$$

Because

$$\lim_{n \rightarrow \infty} \frac{2^n - 1}{2^n} = 1$$

it follows that the series converges and its sum is 1. (You can also determine the partial sums of the series geometrically, as shown in Figure 9.5.)

b. The  $n$ th partial sum of the series

$$\sum_{n=1}^{\infty} \left( \frac{1}{n} - \frac{1}{n+1} \right) = \left( 1 - \frac{1}{2} \right) + \left( \frac{1}{2} - \frac{1}{3} \right) + \left( \frac{1}{3} - \frac{1}{4} \right) + \cdots$$

is

$$S_n = 1 - \frac{1}{n+1}.$$

Because the limit of  $S_n$  is 1, the series converges and its sum is 1.

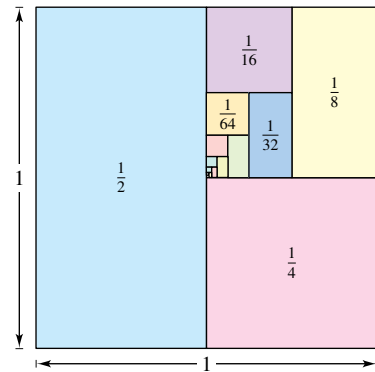
c. The series

$$\sum_{n=1}^{\infty} 1 = 1 + 1 + 1 + 1 + \cdots$$

diverges because  $S_n = n$  and the sequence of partial sums diverges. ■The series in Example 1(b) is a **telescoping series** of the form

$$(b_1 - b_2) + (b_2 - b_3) + (b_3 - b_4) + (b_4 - b_5) + \cdots$$

Telescoping series



You can determine the partial sums of the series in Example 1(a) geometrically using this figure.

**Figure 9.5****FOR FURTHER INFORMATION**To learn more about the partial sums of infinite series, see the article “Six Ways to Sum a Series” by Dan Kalman in *The College Mathematics Journal*. To view this article, go to [MathArticles.com](http://MathArticles.com).Note that  $b_2$  is canceled by the second term,  $b_3$  is canceled by the third term, and so on. Because the  $n$ th partial sum of this series is

$$S_n = b_1 - b_{n+1}$$

it follows that a telescoping series will converge if and only if  $b_n$  approaches a finite number as  $n \rightarrow \infty$ . Moreover, if the series converges, then its sum is

$$S = b_1 - \lim_{n \rightarrow \infty} b_{n+1}.$$

**EXAMPLE 2** Writing a Series in Telescoping Form

Find the sum of the series  $\sum_{n=1}^{\infty} \frac{2}{4n^2 - 1}$ .

**Solution**

Using partial fractions, you can write

$$a_n = \frac{2}{4n^2 - 1} = \frac{2}{(2n - 1)(2n + 1)} = \frac{1}{2n - 1} - \frac{1}{2n + 1}.$$

From this telescoping form, you can see that the  $n$ th partial sum is

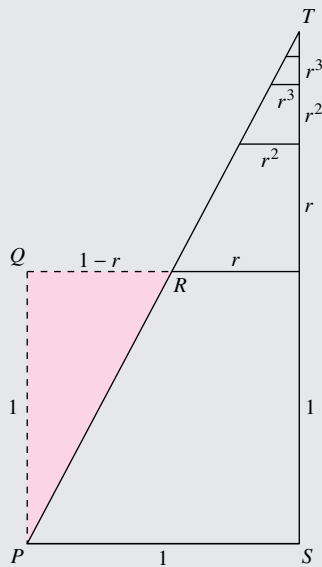
$$S_n = \left(\frac{1}{1} - \frac{1}{3}\right) + \left(\frac{1}{3} - \frac{1}{5}\right) + \cdots + \left(\frac{1}{2n - 1} - \frac{1}{2n + 1}\right) = 1 - \frac{1}{2n + 1}.$$

So, the series converges and its sum is 1. That is,

$$\sum_{n=1}^{\infty} \frac{2}{4n^2 - 1} = \lim_{n \rightarrow \infty} S_n = \lim_{n \rightarrow \infty} \left(1 - \frac{1}{2n + 1}\right) = 1.$$

**Exploration**

In “Proof Without Words,” by Benjamin G. Klein and Irl C. Bivens, the authors present the diagram below. Explain why the second statement after the diagram is valid. How is this result related to Theorem 9.6?



$\Delta PQR \sim \Delta TSP$

$$1 + r + r^2 + r^3 + \cdots = \frac{1}{1 - r}$$

Exercise taken from “Proof Without Words” by Benjamin G. Klein and Irl C. Bivens, *Mathematics Magazine*, 61, No. 4, October 1988, p. 219, by permission of the authors.

**Geometric Series**

The series in Example 1(a) is a **geometric series**. In general, the series

$$\sum_{n=0}^{\infty} ar^n = a + ar + ar^2 + \cdots + ar^n + \cdots, \quad a \neq 0$$

Geometric series

is a **geometric series** with ratio  $r$ ,  $r \neq 0$ .

**THEOREM 9.6 Convergence of a Geometric Series**

A geometric series with ratio  $r$  diverges when  $|r| \geq 1$ . If  $|r| < 1$ , then the series converges to the sum

$$\sum_{n=0}^{\infty} ar^n = \frac{a}{1 - r}, \quad |r| < 1.$$



**Proof** It is easy to see that the series diverges when  $r = \pm 1$ . If  $r \neq \pm 1$ , then

$$S_n = a + ar + ar^2 + \cdots + ar^{n-1}.$$

Multiplication by  $r$  yields

$$rS_n = ar + ar^2 + ar^3 + \cdots + ar^n.$$

Subtracting the second equation from the first produces  $S_n - rS_n = a - ar^n$ . Therefore,  $S_n(1 - r) = a(1 - r^n)$ , and the  $n$ th partial sum is

$$S_n = \frac{a}{1 - r}(1 - r^n).$$

When  $|r| < 1$ , it follows that  $r^n \rightarrow 0$  as  $n \rightarrow \infty$ , and you obtain

$$\lim_{n \rightarrow \infty} S_n = \lim_{n \rightarrow \infty} \left[ \frac{a}{1 - r}(1 - r^n) \right] = \frac{a}{1 - r} \left[ \lim_{n \rightarrow \infty} (1 - r^n) \right] = \frac{a}{1 - r}$$

which means that the series *converges* and its sum is  $a/(1 - r)$ . It is left to you to show that the series diverges when  $|r| > 1$ .

**TECHNOLOGY** Figure 9.6 shows the first 20 partial sums of the infinite series in Example 3(a). Notice how the values appear to approach the line  $y = 6$ . Using a graphing utility to sum the first 20 terms, you should obtain a sum of about 5.999994.

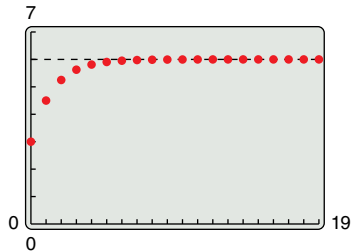


Figure 9.6

**EXAMPLE 3** Convergent and Divergent Geometric Series

a. The geometric series

$$\sum_{n=0}^{\infty} \frac{3}{2^n} = \sum_{n=0}^{\infty} 3\left(\frac{1}{2}\right)^n = 3(1) + 3\left(\frac{1}{2}\right) + 3\left(\frac{1}{2}\right)^2 + \dots$$

has a ratio of  $r = \frac{1}{2}$  with  $a = 3$ . Because  $|r| < 1$ , the series converges and its sum is

$$S = \frac{a}{1-r} = \frac{3}{1-(1/2)} = 6. \quad \text{See Figure 9.6.}$$

b. The geometric series

$$\sum_{n=0}^{\infty} \left(\frac{3}{2}\right)^n = 1 + \frac{3}{2} + \frac{9}{4} + \frac{27}{8} + \dots$$

has a ratio of  $r = \frac{3}{2}$ . Because  $|r| \geq 1$ , the series diverges.

The formula for the sum of a geometric series can be used to write a repeating decimal as the ratio of two integers, as demonstrated in the next example.

**EXAMPLE 4** A Geometric Series for a Repeating Decimal

See [LarsonCalculus.com](http://LarsonCalculus.com) for an interactive version of this type of example.

Use a geometric series to write  $0.\overline{08}$  as the ratio of two integers.

**Solution** For the repeating decimal  $0.\overline{08}$ , you can write

$$\begin{aligned} 0.080808\dots &= \frac{8}{10^2} + \frac{8}{10^4} + \frac{8}{10^6} + \frac{8}{10^8} + \dots \\ &= \sum_{n=0}^{\infty} \left(\frac{8}{10^2}\right)\left(\frac{1}{10^2}\right)^n. \end{aligned}$$

For this series, you have  $a = 8/10^2$  and  $r = 1/10^2$ . So,

$$0.080808\dots = \frac{a}{1-r} = \frac{8/10^2}{1-(1/10^2)} = \frac{8}{99}.$$

Try dividing 8 by 99 on a calculator to see that it produces  $0.\overline{08}$ .

The convergence of a series is not affected by the removal of a finite number of terms from the beginning of the series. For instance, the geometric series

$$\sum_{n=4}^{\infty} \left(\frac{1}{2}\right)^n \quad \text{and} \quad \sum_{n=0}^{\infty} \left(\frac{1}{2}\right)^n$$

both converge. Furthermore, because the sum of the second series is

$$\frac{a}{1-r} = \frac{1}{1-(1/2)} = 2$$

you can conclude that the sum of the first series is

$$\begin{aligned} S &= 2 - \left[\left(\frac{1}{2}\right)^0 + \left(\frac{1}{2}\right)^1 + \left(\frac{1}{2}\right)^2 + \left(\frac{1}{2}\right)^3\right] \\ &= 2 - \frac{15}{8} \\ &= \frac{1}{8}. \end{aligned}$$

**REMARK** In words, Theorem 9.6 states that “the sum of a convergent geometric series is the first term of the series divided by the difference of 1 and the ratio  $r$ .” For the series

$$\sum_{n=4}^{\infty} \left(\frac{1}{2}\right)^n$$

note that the first term is  $(1/2)^4$  and  $r = 1/2$ . So, the sum is

$$S = \frac{(1/2)^4}{1-(1/2)} = \frac{1}{8}.$$

The properties in the next theorem are direct consequences of the corresponding properties of limits of sequences.

**THEOREM 9.7 Properties of Infinite Series**

Let  $\sum a_n$  and  $\sum b_n$  be convergent series, and let  $A$ ,  $B$ , and  $c$  be real numbers. If  $\sum a_n = A$  and  $\sum b_n = B$ , then the following series converge to the indicated sums.

1.  $\sum_{n=1}^{\infty} ca_n = cA$
2.  $\sum_{n=1}^{\infty} (a_n + b_n) = A + B$
3.  $\sum_{n=1}^{\infty} (a_n - b_n) = A - B$

***n*th-Term Test for Divergence**

The next theorem states that when a series converges, the limit of its *n*th term must be 0.

.....▶  
 • **REMARK** Be sure you see that the converse of Theorem 9.8 is generally not true. That is, if the sequence  $\{a_n\}$  converges to 0, then the series  $\sum a_n$  may either converge or diverge.

**THEOREM 9.8 Limit of the *n*th Term of a Convergent Series**

If  $\sum_{n=1}^{\infty} a_n$  converges, then  $\lim_{n \rightarrow \infty} a_n = 0$ .



**Proof** Assume that

$$\sum_{n=1}^{\infty} a_n = \lim_{n \rightarrow \infty} S_n = L.$$

Then, because  $S_n = S_{n-1} + a_n$  and

$$\lim_{n \rightarrow \infty} S_n = \lim_{n \rightarrow \infty} S_{n-1} = L$$

it follows that

$$\begin{aligned} L &= \lim_{n \rightarrow \infty} S_n \\ &= \lim_{n \rightarrow \infty} (S_{n-1} + a_n) \\ &= \lim_{n \rightarrow \infty} S_{n-1} + \lim_{n \rightarrow \infty} a_n \\ &= L + \lim_{n \rightarrow \infty} a_n \end{aligned}$$

which implies that  $\{a_n\}$  converges to 0. ■

The contrapositive of Theorem 9.8 provides a useful test for *divergence*. This ***n*th-Term Test for Divergence** states that if the limit of the *n*th term of a series does *not* converge to 0, then the series must diverge.

**THEOREM 9.9 *n*th-Term Test for Divergence**

If  $\lim_{n \rightarrow \infty} a_n \neq 0$  then  $\sum_{n=1}^{\infty} a_n$  diverges.



**EXAMPLE 5** Using the  $n$ th-Term Test for Divergence

a. For the series  $\sum_{n=0}^{\infty} 2^n$ , you have

$$\lim_{n \rightarrow \infty} 2^n = \infty.$$

So, the limit of the  $n$ th term is not 0, and the series diverges.

b. For the series  $\sum_{n=1}^{\infty} \frac{n!}{2n! + 1}$ , you have

$$\lim_{n \rightarrow \infty} \frac{n!}{2n! + 1} = \frac{1}{2}.$$

So, the limit of the  $n$ th term is not 0, and the series diverges.

c. For the series  $\sum_{n=1}^{\infty} \frac{1}{n}$ , you have

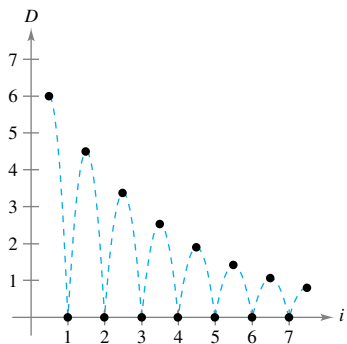
$$\lim_{n \rightarrow \infty} \frac{1}{n} = 0.$$

Because the limit of the  $n$ th term is 0, the  $n$ th-Term Test for Divergence does *not* apply and you can draw no conclusions about convergence or divergence. (In the next section, you will see that this particular series diverges.)

**REMARK** The series in Example 5(c) will play an important role in this chapter.

$$\sum_{n=1}^{\infty} \frac{1}{n} = 1 + \frac{1}{2} + \frac{1}{3} + \frac{1}{4} + \dots$$

You will see that this series diverges even though the  $n$ th term approaches 0 as  $n$  approaches  $\infty$ .



The height of each bounce is three-fourths the height of the preceding bounce.

**Figure 9.7**

**EXAMPLE 6** Bouncing Ball Problem

A ball is dropped from a height of 6 feet and begins bouncing, as shown in Figure 9.7. The height of each bounce is three-fourths the height of the previous bounce. Find the total vertical distance traveled by the ball.

**Solution** When the ball hits the ground for the first time, it has traveled a distance of  $D_1 = 6$  feet. For subsequent bounces, let  $D_i$  be the distance traveled up and down. For example,  $D_2$  and  $D_3$  are

$$D_2 = \underbrace{6\left(\frac{3}{4}\right)}_{\text{Up}} + \underbrace{6\left(\frac{3}{4}\right)}_{\text{Down}} = 12\left(\frac{3}{4}\right)$$

and

$$D_3 = \underbrace{6\left(\frac{3}{4}\right)\left(\frac{3}{4}\right)}_{\text{Up}} + \underbrace{6\left(\frac{3}{4}\right)\left(\frac{3}{4}\right)}_{\text{Down}} = 12\left(\frac{3}{4}\right)^2.$$

By continuing this process, it can be determined that the total vertical distance is

$$\begin{aligned} D &= 6 + 12\left(\frac{3}{4}\right) + 12\left(\frac{3}{4}\right)^2 + 12\left(\frac{3}{4}\right)^3 + \dots \\ &= 6 + 12 \sum_{n=0}^{\infty} \left(\frac{3}{4}\right)^{n+1} \\ &= 6 + 12\left(\frac{3}{4}\right) \sum_{n=0}^{\infty} \left(\frac{3}{4}\right)^n \\ &= 6 + 9 \left[ \frac{1}{1 - (3/4)} \right] \\ &= 6 + 9(4) \\ &= 42 \text{ feet.} \end{aligned}$$

## 9.2 Exercises

See [CalcChat.com](http://CalcChat.com) for tutorial help and worked-out solutions to odd-numbered exercises.

## CONCEPT CHECK

- Sequence and Series** Describe the difference between  $\lim_{n \rightarrow \infty} a_n = 5$  and  $\sum_{n=1}^{\infty} a_n = 5$ .
- Geometric Series** Define a geometric series, state when it converges, and give the formula for the sum of a convergent geometric series.
- Limit of the  $n$ th term of a Series** The limit of the  $n$ th term of a series converges to 0. What can you conclude about the convergence or divergence of the series?
- Limit of the  $n$ th Term of a Series** The limit of the  $n$ th term of a series does not converge to 0. What can you conclude about the convergence or divergence of the series?

**Finding Partial Sums** In Exercises 5–10, find the sequence of partial sums  $S_1, S_2, S_3, S_4,$  and  $S_5$ .

- $1 + \frac{1}{4} + \frac{1}{9} + \frac{1}{16} + \frac{1}{25} + \dots$
- $\frac{1}{2 \cdot 3} + \frac{2}{3 \cdot 4} + \frac{3}{4 \cdot 5} + \frac{4}{5 \cdot 6} + \frac{5}{6 \cdot 7} + \dots$
- $3 - \frac{9}{2} + \frac{27}{4} - \frac{81}{8} + \frac{243}{16} - \dots$
- $1 + \frac{1}{2} + \frac{1}{4} + \frac{1}{6} + \frac{1}{8} + \frac{1}{10} + \dots$
- $\sum_{n=1}^{\infty} \frac{3}{2^{n-1}}$
- $\sum_{n=1}^{\infty} \frac{(-1)^{n+1}}{n!}$



**Verifying Divergence** In Exercises 11–18, verify that the infinite series diverges.

- $\sum_{n=0}^{\infty} 5\left(\frac{5}{2}\right)^n$
- $\sum_{n=0}^{\infty} 4(-1.05)^n$
- $\sum_{n=1}^{\infty} \frac{n}{n+1}$
- $\sum_{n=1}^{\infty} \frac{n}{2n+3}$
- $\sum_{n=1}^{\infty} \frac{n^3+1}{n^3+n^2}$
- $\sum_{n=1}^{\infty} \frac{2n}{\sqrt{n^2+1}}$
- $\sum_{n=1}^{\infty} \frac{4^n+3}{4^{n+1}}$
- $\sum_{n=1}^{\infty} \frac{(n+1)!}{5n!}$



**Verifying Convergence** In Exercises 19–24, verify that the infinite series converges.

- $\sum_{n=0}^{\infty} \left(\frac{5}{6}\right)^n$
- $\sum_{n=1}^{\infty} 2\left(-\frac{1}{2}\right)^n$
- $\sum_{n=0}^{\infty} (0.9)^n = 1 + 0.9 + 0.81 + 0.729 + \dots$
- $\sum_{n=0}^{\infty} (-0.2)^n = 1 - 0.2 + 0.04 - 0.008 + \dots$
- $\sum_{n=1}^{\infty} \frac{1}{n(n+1)}$  (Hint: Use partial fractions.)
- $\sum_{n=1}^{\infty} \frac{1}{n(n+2)}$  (Hint: Use partial fractions.)



**Numerical, Graphical, and Analytic Analysis** In Exercises 25–28, (a) find the sum of the series, (b) use a graphing utility to find the indicated partial sum  $S_n$  and complete the table, (c) use a graphing utility to graph the first 10 terms of the sequence of partial sums and a horizontal line representing the sum, and (d) explain the relationship between the magnitudes of the terms of the series and the rate at which the sequence of partial sums approaches the sum of the series.

$n$	5	10	20	50	100
$S_n$					

- $\sum_{n=1}^{\infty} \frac{6}{n(n+3)}$
- $\sum_{n=1}^{\infty} \frac{4}{n(n+4)}$
- $\sum_{n=1}^{\infty} 2(0.9)^{n-1}$
- $\sum_{n=1}^{\infty} 10\left(-\frac{1}{4}\right)^{n-1}$



**Finding the Sum of a Convergent Series** In Exercises 29–38, find the sum of the convergent series.

- $\sum_{n=0}^{\infty} 5\left(\frac{2}{3}\right)^n$
- $\sum_{n=0}^{\infty} \left(-\frac{1}{5}\right)^n$
- $\sum_{n=1}^{\infty} \frac{4}{n(n+2)}$
- $\sum_{n=1}^{\infty} \frac{1}{(2n+1)(2n+3)}$
- $8 + 6 + \frac{9}{2} + \frac{27}{8} + \dots$
- $9 - 3 + 1 - \frac{1}{3} + \dots$
- $\sum_{n=0}^{\infty} \left(\frac{1}{2^n} - \frac{1}{3^n}\right)$
- $\sum_{n=0}^{\infty} [(0.3)^n + (0.8)^n]$
- $\sum_{n=1}^{\infty} (\sin 1)^n$
- $\sum_{n=1}^{\infty} \frac{1}{9n^2 + 3n - 2}$



**Using a Geometric Series** In Exercises 39–44, (a) write the repeating decimal as a geometric series and (b) write the sum of the series as the ratio of two integers.

- $0.\bar{4}$
- $0.\bar{63}$
- $0.\bar{12}$
- $0.\bar{01}$
- $0.0\bar{75}$
- $0.2\bar{15}$



**Determining Convergence or Divergence** In Exercises 45–58, determine the convergence or divergence of the series.

- $\sum_{n=0}^{\infty} (1.075)^n$
- $\sum_{n=0}^{\infty} \frac{6^n}{n+1}$
- $\sum_{n=1}^{\infty} \frac{n+1}{2n-1}$
- $\sum_{n=1}^{\infty} \frac{4n+1}{3n-1}$
- $\sum_{n=1}^{\infty} \left(\frac{1}{n} - \frac{1}{n+2}\right)$
- $\sum_{n=1}^{\infty} \left(\frac{1}{n+1} - \frac{1}{n+2}\right)$
- $\sum_{n=1}^{\infty} \frac{3^n}{n^3}$
- $\sum_{n=0}^{\infty} \frac{7}{5^n}$

53.  $\sum_{n=2}^{\infty} \frac{n}{\ln n}$

54.  $\sum_{n=1}^{\infty} \ln \frac{1}{n}$

55.  $\sum_{n=1}^{\infty} \left(1 + \frac{k}{n}\right)^n$

56.  $\sum_{n=1}^{\infty} e^{-n}$

57.  $\sum_{n=1}^{\infty} \arctan n$

58.  $\sum_{n=1}^{\infty} \ln\left(\frac{n+1}{n}\right)$

**EXPLORING CONCEPTS**

**59. Using a Series** You delete a finite number of terms from a divergent series. Will the new series still diverge? Explain your reasoning.

**60. Using a Series** You add a finite number of terms to a convergent series. Will the new series still converge? Explain your reasoning.

**Making a Series Converge** In Exercises 61–66, find all values of  $x$  for which the series converges. For these values of  $x$ , write the sum of the series as a function of  $x$ .

61.  $\sum_{n=1}^{\infty} (3x)^n$


62.  $\sum_{n=0}^{\infty} \left(\frac{2}{x}\right)^n$

63.  $\sum_{n=1}^{\infty} (x-1)^n$


64.  $\sum_{n=0}^{\infty} 5\left(\frac{x-2}{3}\right)^n$

65.  $\sum_{n=0}^{\infty} (-1)^n x^n$

66.  $\sum_{n=0}^{\infty} (-1)^n x^{2n}$

 **Using a Geometric Series** In Exercises 67 and 68, (a) find the common ratio of the geometric series, (b) write the function that gives the sum of the series, and (c) use a graphing utility to graph the function and the partial sums  $S_3$  and  $S_5$ . What do you notice?

67.  $1 + x + x^2 + x^3 + \dots$       68.  $1 - \frac{x}{2} + \frac{x^2}{4} - \frac{x^3}{8} + \dots$

 **Writing** In Exercises 69 and 70, use a graphing utility to determine the first term that is less than 0.0001 in each of the convergent series. Note that the answers are very different. Explain how this will affect the rate at which the series converges.

69.  $\sum_{n=1}^{\infty} \frac{1}{n(n+1)}$ ,  $\sum_{n=1}^{\infty} \left(\frac{1}{8}\right)^n$

70.  $\sum_{n=1}^{\infty} \frac{1}{2^n}$ ,  $\sum_{n=1}^{\infty} (0.01)^n$

**71. Marketing** An electronic games manufacturer producing a new product estimates the annual sales to be 8000 units. Each year, 5% of the units that have been sold will become inoperative. So, 8000 units will be in use after 1 year,  $[8000 + 0.95(8000)]$  units will be in use after 2 years, and so on. How many units will be in use after  $n$  years?

**72. Depreciation** A company buys a machine for \$475,000 that depreciates at a rate of 30% per year. Find a formula for the value of the machine after  $n$  years. What is its value after 5 years?

• • **73. Multiplier Effect** • • • • •

The total annual spending by tourists in a resort city is \$200 million. Approximately 75% of that revenue is again spent in the resort city, and of that amount approximately 75% is again spent in the same city, and so on. Write the geometric series that gives the total amount of spending generated by the \$200 million and find the sum of the series.



**74. Multiplier Effect** Repeat Exercise 73 when the percent of the revenue that is spent again in the city decreases to 60%.

**75. Distance** A ball is dropped from a height of 16 feet. Each time it drops  $h$  feet, it rebounds  $0.81h$  feet. Find the total distance traveled by the ball.

**76. Time** The ball in Exercise 75 takes the following times for each fall.

$$\begin{aligned} s_1 &= -16t^2 + 16, & s_1 &= 0 \text{ when } t = 1 \\ s_2 &= -16t^2 + 16(0.81), & s_2 &= 0 \text{ when } t = 0.9 \\ s_3 &= -16t^2 + 16(0.81)^2, & s_3 &= 0 \text{ when } t = (0.9)^2 \\ s_4 &= -16t^2 + 16(0.81)^3, & s_4 &= 0 \text{ when } t = (0.9)^3 \\ &\vdots & &\vdots \\ s_n &= -16t^2 + 16(0.81)^{n-1}, & s_n &= 0 \text{ when } t = (0.9)^{n-1} \end{aligned}$$

Beginning with  $s_2$ , the ball takes the same amount of time to bounce up as it does to fall, so the total time elapsed before it comes to rest is given by

$$t = 1 + 2 \sum_{n=1}^{\infty} (0.9)^n.$$

Find this total time.

**Probability** In Exercises 77 and 78, the random variable  $n$  represents the number of units of a product sold per day in a store. The probability distribution of  $n$  is given by  $P(n)$ . Find the probability that two units are sold in a given day  $[P(2)]$  and show that  $P(0) + P(1) + P(2) + P(3) + \dots = 1$ .

77.  $P(n) = \frac{1}{2} \left(\frac{1}{2}\right)^n$       78.  $P(n) = \frac{1}{3} \left(\frac{2}{3}\right)^n$


**79. Probability** A fair coin is tossed repeatedly. The probability that the first head occurs on the  $n$ th toss is given by  $P(n) = \left(\frac{1}{2}\right)^n$ , where  $n \geq 1$ .

(a) Show that  $\sum_{n=1}^{\infty} \left(\frac{1}{2}\right)^n = 1$ .

(b) The expected number of tosses required until the first head occurs in the experiment is given by

$$\sum_{n=1}^{\infty} n \left(\frac{1}{2}\right)^n.$$

Is this series geometric?

 (c) Use a computer algebra system to find the sum in part (b).

- 80. Probability** In an experiment, three people toss a fair coin one at a time until one of them tosses a head. Determine, for each person, the probability that he or she tosses the first head. Verify that the sum of the three probabilities is 1.
- 81. Area** The sides of a square are 16 inches in length. A new square is formed by connecting the midpoints of the sides of the original square, and two of the triangles outside the second square are shaded (see figure). Determine the area of the shaded regions (a) when this process is continued five more times and (b) when this pattern of shading is continued infinitely.

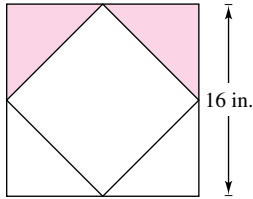


Figure for 81

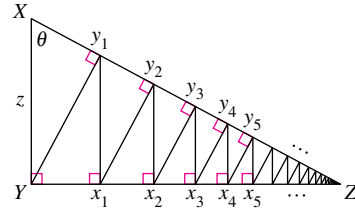


Figure for 82

- 82. Length** A right triangle  $XYZ$  is shown above where  $|XY| = z$  and  $\angle X = \theta$ . Line segments are continually drawn to be perpendicular to the triangle, as shown in the figure.
- Find the total length of the perpendicular line segments  $|Yy_1| + |x_1y_1| + |x_1y_2| + \dots$  in terms of  $z$  and  $\theta$ .
  - Find the total length of the perpendicular line segments when  $z = 1$  and  $\theta = \pi/6$ .

**Using a Geometric Series** In Exercises 83–86, use the formula for the  $n$ th partial sum of a geometric series

$$\sum_{i=0}^{n-1} ar^i = \frac{a(1 - r^n)}{1 - r}.$$

- 83. Present Value** The winner of a \$2,000,000 sweepstakes will be paid \$100,000 per year for 20 years. The money earns 6% interest per year. The present value of the winnings is  $\sum_{n=1}^{20} 100,000 \left(\frac{1}{1.06}\right)^n$ . Compute the present value and interpret its meaning.
- 84. Annuities** When an employee receives a paycheck at the end of each month,  $P$  dollars is invested in a retirement account. These deposits are made each month for  $t$  years and the account earns interest at the annual percentage rate  $r$ . When the interest is compounded monthly, the amount  $A$  in the account at the end of  $t$  years is

$$\begin{aligned} A &= P + P\left(1 + \frac{r}{12}\right) + \dots + P\left(1 + \frac{r}{12}\right)^{12t-1} \\ &= P\left(\frac{12}{r}\right)\left[\left(1 + \frac{r}{12}\right)^{12t} - 1\right]. \end{aligned}$$

When the interest is compounded continuously, the amount  $A$  in the account after  $t$  years is

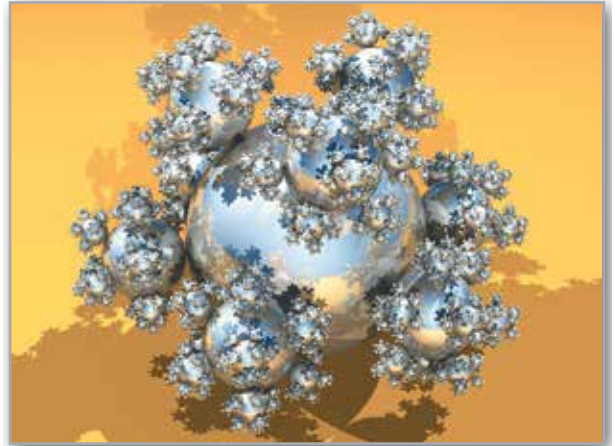
$$\begin{aligned} A &= P + Pe^{r/12} + Pe^{2r/12} + \dots + Pe^{(12t-1)r/12} \\ &= \frac{P(e^{rt} - 1)}{e^{r/12} - 1}. \end{aligned}$$

Verify the formulas for the sums given above.

- 85. Salary** You go to work at a company that pays \$0.01 for the first day, \$0.02 for the second day, \$0.04 for the third day, and so on. If the daily wage keeps doubling, what would your total income be for working (a) 29 days, (b) 30 days, and (c) 31 days?

**86. Sphereflake**

The sphereflake shown below is a computer-generated fractal that was created by Eric Haines. The radius of the large sphere is 1. To the large sphere, nine spheres of radius  $\frac{1}{3}$  are attached. To each of these, nine spheres of radius  $\frac{1}{9}$  are attached. This process is continued infinitely. Prove that the sphereflake has an infinite surface area.



**Annuities** In Exercises 87–90, consider making monthly deposits of  $P$  dollars in a savings account at an annual interest rate  $r$ . Use the results of Exercise 84 to find the balance  $A$  in the account after  $t$  years when the interest is compounded (a) monthly and (b) continuously.

- $P = \$50$ ,  $r = 2\%$ ,  $t = 20$  years
- $P = \$200$ ,  $r = 5.5\%$ ,  $t = 25$  years
- $P = \$1050$ ,  $r = 0.9\%$ ,  $t = 35$  years
- $P = \$175$ ,  $r = 4\%$ ,  $t = 50$  years

**True or False?** In Exercises 91–96, determine whether the statement is true or false. If it is false, explain why or give an example that shows it is false.

- If  $\lim_{n \rightarrow \infty} a_n = 0$ , then  $\sum_{n=1}^{\infty} a_n$  converges.
- If  $\sum_{n=1}^{\infty} a_n = L$ , then  $\sum_{n=0}^{\infty} a_n = L + a_0$ .
- If  $|r| < 1$ , then  $\sum_{n=1}^{\infty} ar^n = \frac{a}{1 - r}$ .
- The series  $\sum_{n=1}^{\infty} \frac{n}{1000(n+1)}$  diverges.
- $0.75 = 0.749999\dots$
- Every decimal with a repeating pattern of digits is a rational number.
- Using Divergent Series** Find two divergent series  $\sum a_n$  and  $\sum b_n$  such that  $\sum(a_n + b_n)$  converges.

**98. Proof** Given two infinite series  $\sum a_n$  and  $\sum b_n$  such that  $\sum a_n$  converges and  $\sum b_n$  diverges, prove that  $\sum(a_n + b_n)$  diverges.

**99. Fibonacci Sequence** The Fibonacci sequence is defined recursively by  $a_{n+2} = a_n + a_{n+1}$ , where  $a_1 = 1$  and  $a_2 = 1$ .

(a) Show that  $\frac{1}{a_{n+1}a_{n+3}} = \frac{1}{a_{n+1}a_{n+2}} - \frac{1}{a_{n+2}a_{n+3}}$ .

(b) Show that  $\sum_{n=0}^{\infty} \frac{1}{a_{n+1}a_{n+3}} = 1$ .

**100. Remainder** Let  $\sum a_n$  be a convergent series, and let

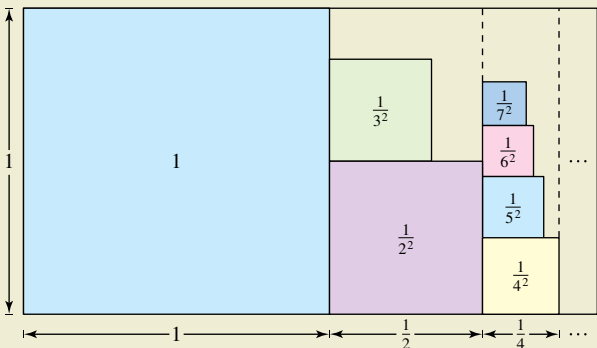
$$R_N = a_{N+1} + a_{N+2} + \dots$$

be the remainder of the series after the first  $N$  terms. Prove that  $\lim_{N \rightarrow \infty} R_N = 0$ .

**101. Proof** Prove that  $\frac{1}{r} + \frac{1}{r^2} + \frac{1}{r^3} + \dots = \frac{1}{r-1}$ , for  $|r| > 1$ .



**102. HOW DO YOU SEE IT?** The figure below represents an informal way of showing that  $\sum_{n=1}^{\infty} \frac{1}{n^2} < 2$ . Explain how the figure implies this conclusion.



**FOR FURTHER INFORMATION** For more on this exercise, see the article “Convergence with Pictures” by P. J. Rippon in *American Mathematical Monthly*.

**PUTNAM EXAM CHALLENGE**

**103.** Express  $\sum_{k=1}^{\infty} \frac{6^k}{(3^{k+1} - 2^{k+1})(3^k - 2^k)}$  as a rational number.

**104.** Let  $f(n)$  be the sum of the first  $n$  terms of the sequence 0, 1, 1, 2, 2, 3, 3, 4, . . . , where the  $n$ th term is given by  $a_n = \begin{cases} n/2, & \text{if } n \text{ is even} \\ (n-1)/2, & \text{if } n \text{ is odd} \end{cases}$ .

Show that if  $x$  and  $y$  are positive integers and  $x > y$  then  $xy = f(x+y) - f(x-y)$ .

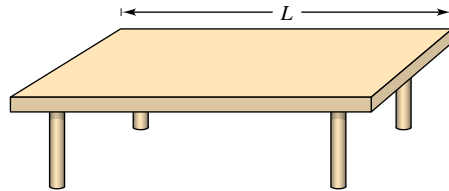
These problems were composed by the Committee on the Putnam Prize Competition. © The Mathematical Association of America. All rights reserved.

**SECTION PROJECT**

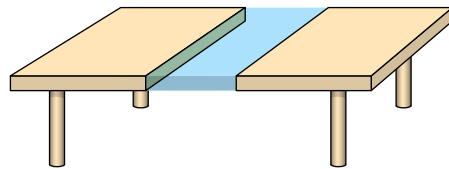
**Cantor’s Disappearing Table**

The following procedure shows how to make a table disappear by removing only half of the table!

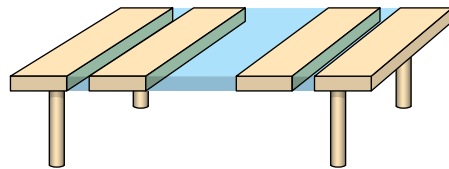
(a) Original table has a length of  $L$ .



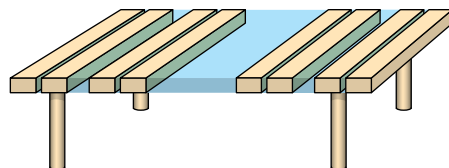
(b) Remove  $\frac{1}{4}$  of the table centered at the midpoint. Each remaining piece has a length that is less than  $\frac{1}{2}L$ .



(c) Remove  $\frac{1}{8}$  of the table by taking sections of length  $\frac{1}{16}L$  from the centers of each of the two remaining pieces. Now you have removed  $\frac{1}{4} + \frac{1}{8}$  of the table. Each remaining piece has a length that is less than  $\frac{1}{4}L$ .



(d) Remove  $\frac{1}{16}$  of the table by taking sections of length  $\frac{1}{64}L$  from the centers of each of the four remaining pieces. Now you have removed  $\frac{1}{4} + \frac{1}{8} + \frac{1}{16}$  of the table. Each remaining piece has a length that is less than  $\frac{1}{8}L$ .



Will continuing this process cause the table to disappear, even though you have removed only half of the table? Why?

**FOR FURTHER INFORMATION** Read the article “Cantor’s Disappearing Table” by Larry E. Knop in *The College Mathematics Journal*. To view this article, go to [MathArticles.com](http://MathArticles.com).

## 9.3 The Integral Test and $p$ -Series

- Use the Integral Test to determine whether an infinite series converges or diverges.
- Use properties of  $p$ -series and harmonic series.

### The Integral Test

In this and the next section, you will study several convergence tests that apply to series with *positive* terms.

#### THEOREM 9.10 The Integral Test

If  $f$  is positive, continuous, and decreasing for  $x \geq 1$  and  $a_n = f(n)$ , then

$$\sum_{n=1}^{\infty} a_n \quad \text{and} \quad \int_1^{\infty} f(x) \, dx$$

either both converge or both diverge.

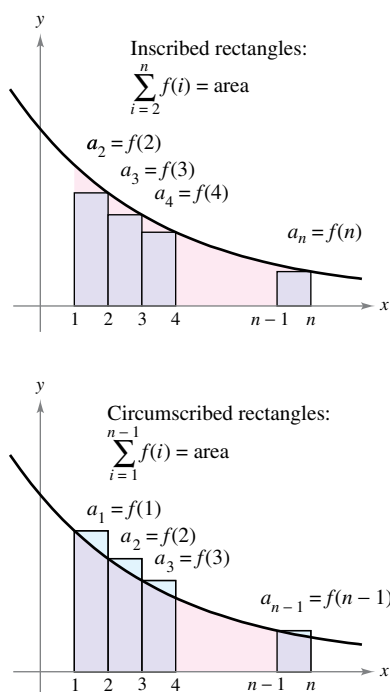


Figure 9.8

**Proof** Begin by partitioning the interval  $[1, n]$  into  $(n - 1)$  unit intervals, as shown in Figure 9.8. The total areas of the inscribed rectangles and the circumscribed rectangles are

$$\sum_{i=2}^n f(i) = f(2) + f(3) + \cdots + f(n) \quad \text{Inscribed area}$$

and

$$\sum_{i=1}^{n-1} f(i) = f(1) + f(2) + \cdots + f(n - 1). \quad \text{Circumscribed area}$$

The exact area under the graph of  $f$  from  $x = 1$  to  $x = n$  lies between the inscribed and circumscribed areas.

$$\sum_{i=2}^n f(i) \leq \int_1^n f(x) \, dx \leq \sum_{i=1}^{n-1} f(i)$$

Using the  $n$ th partial sum,  $S_n = f(1) + f(2) + \cdots + f(n)$ , you can write this inequality as

$$S_n - f(1) \leq \int_1^n f(x) \, dx \leq S_{n-1}.$$

Now, assuming that  $\int_1^{\infty} f(x) \, dx$  converges to  $L$ , it follows that for  $n \geq 1$ ,

$$S_n - f(1) \leq L \quad \Rightarrow \quad S_n \leq L + f(1).$$

Consequently,  $\{S_n\}$  is bounded and monotonic, and by Theorem 9.5 it converges. So,  $\sum a_n$  converges. For the other direction of the proof, assume that the improper integral diverges. Then  $\int_1^n f(x) \, dx$  approaches infinity as  $n \rightarrow \infty$ , and the inequality  $S_{n-1} \geq \int_1^n f(x) \, dx$  implies that  $\{S_n\}$  diverges. So,  $\sum a_n$  diverges. ■

Remember that the convergence or divergence of  $\sum a_n$  is not affected by deleting the first  $N$  terms. Similarly, when the conditions for the Integral Test are satisfied for all  $x \geq N > 1$ , you can simply use the integral  $\int_N^{\infty} f(x) \, dx$  to test for convergence or divergence. (This is illustrated in Example 4.)

**EXAMPLE 1** Using the Integral Test

Apply the Integral Test to the series  $\sum_{n=1}^{\infty} \frac{n}{n^2 + 1}$ .

**REMARK** Before applying the Integral Test, be sure to check that the function is positive, continuous, and decreasing for  $x \geq 1$ . When the function fails to satisfy one or more of these conditions, you cannot apply the Integral Test.

**Solution** The function  $f(x) = x/(x^2 + 1)$  is positive and continuous for  $x \geq 1$ . To determine whether  $f$  is decreasing, find the derivative.

$$f'(x) = \frac{(x^2 + 1)(1) - x(2x)}{(x^2 + 1)^2} = \frac{-x^2 + 1}{(x^2 + 1)^2}$$

So,  $f'(x) < 0$  for  $x > 1$  and it follows that  $f$  satisfies the conditions for the Integral Test. You can integrate to obtain

$$\begin{aligned} \int_1^{\infty} \frac{x}{x^2 + 1} dx &= \frac{1}{2} \int_1^{\infty} \frac{2x}{x^2 + 1} dx \\ &= \frac{1}{2} \lim_{b \rightarrow \infty} \int_1^b \frac{2x}{x^2 + 1} dx \\ &= \frac{1}{2} \lim_{b \rightarrow \infty} \left[ \ln(x^2 + 1) \right]_1^b \\ &= \frac{1}{2} \lim_{b \rightarrow \infty} [\ln(b^2 + 1) - \ln 2] \\ &= \infty. \end{aligned}$$

So, the series *diverges*.

**EXAMPLE 2** Using the Integral Test

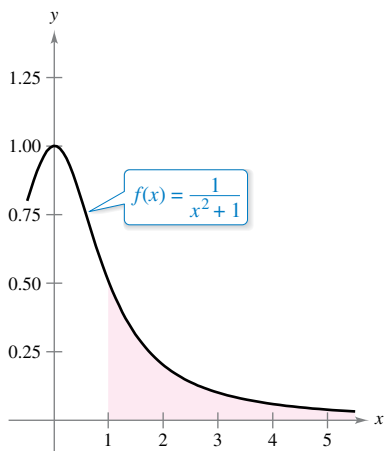
See [LarsonCalculus.com](http://LarsonCalculus.com) for an interactive version of this type of example.

Apply the Integral Test to the series  $\sum_{n=1}^{\infty} \frac{1}{n^2 + 1}$ .

**Solution** Because  $f(x) = 1/(x^2 + 1)$  satisfies the conditions for the Integral Test (check this), you can integrate to obtain

$$\begin{aligned} \int_1^{\infty} \frac{1}{x^2 + 1} dx &= \lim_{b \rightarrow \infty} \int_1^b \frac{1}{x^2 + 1} dx \\ &= \lim_{b \rightarrow \infty} \left[ \arctan x \right]_1^b \\ &= \lim_{b \rightarrow \infty} (\arctan b - \arctan 1) \\ &= \frac{\pi}{2} - \frac{\pi}{4} \\ &= \frac{\pi}{4}. \end{aligned}$$

So, the series *converges* (see Figure 9.9).



Because the improper integral converges, the infinite series also converges.

Figure 9.9

In Example 2, the fact that the improper integral converges to  $\pi/4$  does not imply that the infinite series converges to  $\pi/4$ . To approximate the sum of the series, you can use the inequality

$$\sum_{n=1}^N \frac{1}{n^2 + 1} \leq \sum_{n=1}^{\infty} \frac{1}{n^2 + 1} \leq \sum_{n=1}^N \frac{1}{n^2 + 1} + \int_N^{\infty} \frac{1}{x^2 + 1} dx.$$

(See Exercise 52.) The larger the value of  $N$ , the better the approximation. For instance, using  $N = 200$  produces  $1.072 \leq \sum [1/(n^2 + 1)] \leq 1.077$ .

**HARMONIC SERIES**

Pythagoras and his students paid close attention to the development of music as an abstract science. This led to the discovery of the relationship between the tone and the length of a vibrating string. It was observed that the most beautiful musical harmonies corresponded to the simplest ratios of whole numbers. Later mathematicians developed this idea into the harmonic series, where the terms in the harmonic series correspond to the nodes on a vibrating string that produce multiples of the fundamental frequency. For example,  $\frac{1}{2}$  is twice the fundamental frequency,  $\frac{1}{3}$  is three times the fundamental frequency, and so on.

 **$p$ -Series and Harmonic Series**

In the remainder of this section, you will investigate a second type of series that has a simple arithmetic test for convergence or divergence. A series of the form

$$\sum_{n=1}^{\infty} \frac{1}{n^p} = \frac{1}{1^p} + \frac{1}{2^p} + \frac{1}{3^p} + \cdots \quad p\text{-series}$$

is a  **$p$ -series**, where  $p$  is a positive constant. For  $p = 1$ , the series

$$\sum_{n=1}^{\infty} \frac{1}{n} = 1 + \frac{1}{2} + \frac{1}{3} + \cdots \quad \text{Harmonic series}$$

is the **harmonic series**. A **general harmonic series** is of the form  $\sum [1/(an + b)]$ . In music, strings of the same material, diameter, and tension, and whose lengths form a harmonic series, produce harmonic tones.

The Integral Test is convenient for establishing the convergence or divergence of  $p$ -series. This is shown in the proof of Theorem 9.11.

**THEOREM 9.11 Convergence of  $p$ -Series**

The  $p$ -series

$$\sum_{n=1}^{\infty} \frac{1}{n^p} = \frac{1}{1^p} + \frac{1}{2^p} + \frac{1}{3^p} + \frac{1}{4^p} + \cdots$$

converges for  $p > 1$  and diverges for  $0 < p \leq 1$ .



**Proof** The proof follows from the Integral Test and from Theorem 8.7, which states that

$$\int_1^{\infty} \frac{1}{x^p} dx$$

converges for  $p > 1$  and diverges for  $0 < p \leq 1$ . ■

**EXAMPLE 3 Convergent and Divergent  $p$ -Series**

Discuss the convergence or divergence of (a) the harmonic series and (b) the  $p$ -series with  $p = 2$ .

**Solution**

a. From Theorem 9.11, it follows that the harmonic series

$$\sum_{n=1}^{\infty} \frac{1}{n} = \frac{1}{1} + \frac{1}{2} + \frac{1}{3} + \cdots \quad p = 1$$

diverges.

b. From Theorem 9.11, it follows that the  $p$ -series

$$\sum_{n=1}^{\infty} \frac{1}{n^2} = \frac{1}{1^2} + \frac{1}{2^2} + \frac{1}{3^2} + \cdots \quad p = 2$$

converges. ■



The sum of the series in Example 3(b) can be shown to be  $\pi^2/6$ . (This was proved by Leonhard Euler, but the proof is too difficult to present here.) Be sure you see that the Integral Test does not tell you that the sum of the series is equal to the value of the integral. For instance, the sum of the series in Example 3(b) is

$$\sum_{n=1}^{\infty} \frac{1}{n^2} = \frac{\pi^2}{6} \approx 1.645$$

whereas the value of the corresponding improper integral is

$$\int_1^{\infty} \frac{1}{x^2} dx = 1.$$

#### EXAMPLE 4 Testing a Series for Convergence

Determine whether the series

$$\sum_{n=2}^{\infty} \frac{1}{n \ln n}$$

converges or diverges.

**Solution** This series is similar to the divergent harmonic series. If its terms were greater than those of the harmonic series, you would expect it to diverge. However, because its terms are less than those of the harmonic series, you are not sure what to expect. The function

$$f(x) = \frac{1}{x \ln x}$$

is positive and continuous for  $x \geq 2$ . To determine whether  $f$  is decreasing, first rewrite  $f$  as


$$f(x) = (x \ln x)^{-1}$$

and then find its derivative.

$$f'(x) = (-1)(x \ln x)^{-2}(1 + \ln x) = -\frac{1 + \ln x}{x^2(\ln x)^2}$$

So,  $f'(x) < 0$  for  $x > 2$  and it follows that  $f$  satisfies the conditions for the Integral Test.

$$\begin{aligned} \int_2^{\infty} \frac{1}{x \ln x} dx &= \int_2^{\infty} \frac{1/x}{\ln x} dx \\ &= \lim_{b \rightarrow \infty} \left[ \ln(\ln x) \right]_2^b \\ &= \lim_{b \rightarrow \infty} [\ln(\ln b) - \ln(\ln 2)] \\ &= \infty \end{aligned}$$

The series diverges. 

Note that the infinite series in Example 4 diverges very slowly. For instance, as shown in the table, the sum of the first 10 terms is approximately 1.6878196, whereas the sum of the first 100 terms is just slightly greater: 2.3250871. In fact, the sum of the first 10,000 terms is approximately 3.0150217. You can see that although the infinite series “adds up to infinity,” it does so very slowly.

$n$	11	101	1001	10,001	100,001
$S_n$	1.6878	2.3251	2.7275	3.0150	3.2382

# 9.3 Exercises

See [CalcChat.com](http://CalcChat.com) for tutorial help and worked-out solutions to odd-numbered exercises.

### CONCEPT CHECK

- Integral Test** What conditions have to be satisfied to use the Integral Test?
- $p$ -Series** Determine whether each series is a  $p$ -series.
  - $\sum_{n=1}^{\infty} \frac{1}{n^{1.4}}$
  - $\sum_{n=1}^{\infty} \frac{1}{n^{-2}}$
  - $\sum_{n=1}^{\infty} \frac{1}{n^3}$



**Using the Integral Test** In Exercises 3–22, confirm that the Integral Test can be applied to the series. Then use the Integral Test to determine the convergence or divergence of the series.

- $\sum_{n=1}^{\infty} \frac{1}{n+3}$
- $\sum_{n=1}^{\infty} \frac{1}{2^n}$
- $\sum_{n=1}^{\infty} e^{-n}$
- $\frac{\ln 2}{2} + \frac{\ln 3}{3} + \frac{\ln 4}{4} + \frac{\ln 5}{5} + \frac{\ln 6}{6} + \dots$
- $\frac{\ln 2}{\sqrt{2}} + \frac{\ln 3}{\sqrt{3}} + \frac{\ln 4}{\sqrt{4}} + \frac{\ln 5}{\sqrt{5}} + \frac{\ln 6}{\sqrt{6}} + \dots$
- $\frac{1}{3} + \frac{1}{5} + \frac{1}{7} + \frac{1}{9} + \frac{1}{11} + \dots$
- $\frac{1}{4} + \frac{2}{7} + \frac{3}{12} + \frac{4}{19} + \frac{5}{28} + \dots$
- $\sum_{n=1}^{\infty} \frac{\arctan n}{n^2 + 1}$
- $\sum_{n=1}^{\infty} \frac{\ln n}{n^2}$
- $\sum_{n=1}^{\infty} \frac{1}{(2n+3)^3}$
- $\sum_{n=1}^{\infty} \frac{4n}{2n^2 + 1}$
- $\sum_{n=1}^{\infty} \frac{n}{n^4 + 1}$
- $\sum_{n=1}^{\infty} \frac{2}{3n+5}$
- $\sum_{n=1}^{\infty} 3^{-n}$
- $\sum_{n=1}^{\infty} ne^{-n/2}$
- $\sum_{n=2}^{\infty} \frac{\ln n}{n^3}$
- $\sum_{n=2}^{\infty} \frac{1}{n\sqrt{\ln n}}$
- $\sum_{n=1}^{\infty} \frac{n+2}{n+1}$
- $\sum_{n=1}^{\infty} \frac{1}{\sqrt[3]{n+9}}$
- $\sum_{n=1}^{\infty} \frac{n}{n^4 + 2n^2 + 1}$

**Using the Integral Test** In Exercises 23 and 24, use the Integral Test to determine the convergence or divergence of the series, where  $k$  is a positive integer.

- $\sum_{n=1}^{\infty} \frac{n^{k-1}}{n^k + c}$
- $\sum_{n=1}^{\infty} n^k e^{-n}$



**Conditions of the Integral Test** In Exercises 25–28, explain why the Integral Test does not apply to the series.

- $\sum_{n=1}^{\infty} \frac{(-1)^n}{n}$
- $\sum_{n=1}^{\infty} e^{-n} \cos n$
- $\sum_{n=1}^{\infty} \frac{2 + \sin n}{n}$
- $\sum_{n=1}^{\infty} \left(\frac{\sin n}{n}\right)^2$

**Using the Integral Test** In Exercises 29–32, use the Integral Test to determine the convergence or divergence of the  $p$ -series.

- $\sum_{n=1}^{\infty} \frac{1}{n^7}$
- $\sum_{n=1}^{\infty} \frac{1}{n^{1/2}}$
- $\sum_{n=1}^{\infty} \frac{1}{n^{0.9}}$
- $\sum_{n=1}^{\infty} \frac{1}{n^{1.001}}$



**Using a  $p$ -Series** In Exercises 33–38, use Theorem 9.11 to determine the convergence or divergence of the  $p$ -series.

- $\sum_{n=1}^{\infty} \frac{1}{\sqrt[5]{n}}$
- $\sum_{n=1}^{\infty} \frac{3}{n^{5/3}}$
- $1 + \frac{1}{2\sqrt{2}} + \frac{1}{3\sqrt{3}} + \frac{1}{4\sqrt{4}} + \frac{1}{5\sqrt{5}} + \dots$
- $1 + \frac{1}{\sqrt[3]{4}} + \frac{1}{\sqrt[3]{9}} + \frac{1}{\sqrt[3]{16}} + \frac{1}{\sqrt[3]{25}} + \dots$
- $\sum_{n=1}^{\infty} \frac{1}{n^{1.03}}$
- $\sum_{n=1}^{\infty} \frac{1}{n^n}$

**Numerical and Graphical Analysis** Use a graphing utility to find the indicated partial sum  $S_n$  and complete the table. Then use a graphing utility to graph the first 10 terms of the sequence of partial sums. For each series, compare the rate at which the sequence of partial sums approaches the sum of the series.

$n$	5	10	20	50	100
$S_n$					

- $\sum_{n=1}^{\infty} 3\left(\frac{1}{5}\right)^{n-1} = \frac{15}{4}$
- $\sum_{n=1}^{\infty} \frac{1}{n^2} = \frac{\pi^2}{6}$

**Numerical Reasoning** Because the harmonic series diverges, it follows that for any positive real number  $M$ , there exists a positive integer  $N$  such that the partial sum

$$\sum_{n=1}^N \frac{1}{n} > M.$$

(a) Use a graphing utility to complete the table.

$M$	2	4	6	8
$N$				

(b) As the real number  $M$  increases in equal increments, does the number  $N$  increase in equal increments? Explain.

**EXPLORING CONCEPTS**

**41. Think About It** Without performing any calculations, determine whether the following series converges. Explain.

$$\frac{1}{10,000} + \frac{1}{10,001} + \frac{1}{10,002} + \cdots$$

**42. Using a Function** Let  $f$  be a positive, continuous, and decreasing function for  $x \geq 1$ , such that  $a_n = f(n)$ . Use a graph to rank the following quantities in decreasing order. Explain your reasoning.

(a)  $\sum_{n=2}^7 a_n$     (b)  $\int_1^7 f(x) dx$     (c)  $\sum_{n=1}^6 a_n$

**43. Using a Series** Use a graph to show that the inequality is true. What can you conclude about the convergence or divergence of the series? Explain.

(a)  $\sum_{n=1}^{\infty} \frac{1}{\sqrt{n}} > \int_1^{\infty} \frac{1}{\sqrt{x}} dx$

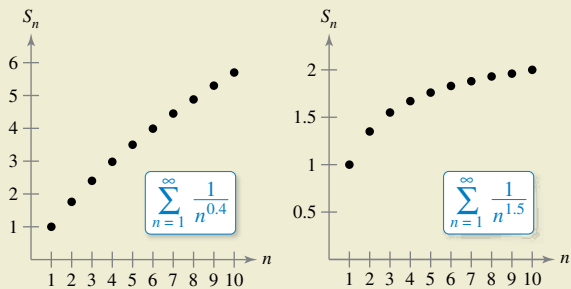
(b)  $\sum_{n=2}^{\infty} \frac{1}{n^2} < \int_1^{\infty} \frac{1}{x^2} dx$



**44. HOW DO YOU SEE IT?** The graphs show the sequences of partial sums of the  $p$ -series

$$\sum_{n=1}^{\infty} \frac{1}{n^{0.4}} \quad \text{and} \quad \sum_{n=1}^{\infty} \frac{1}{n^{1.5}}$$

Using Theorem 9.11, the first series diverges and the second series converges. Explain how the graphs show this.



**Finding Values** In Exercises 45–50, find the positive values of  $p$  for which the series converges.

45.  $\sum_{n=2}^{\infty} \frac{1}{n(\ln n)^p}$

46.  $\sum_{n=2}^{\infty} \frac{\ln n}{n^p}$

47.  $\sum_{n=1}^{\infty} \frac{n}{(1+n^2)^p}$

48.  $\sum_{n=1}^{\infty} n(1+n^2)^p$

49.  $\sum_{n=1}^{\infty} \left(\frac{3}{p}\right)^n$

50.  $\sum_{n=3}^{\infty} \frac{1}{n(\ln n)[\ln(\ln n)]^p}$

**51. Proof** Let  $f$  be a positive, continuous, and decreasing function for  $x \geq 1$ , such that  $a_n = f(n)$ . Prove that if the series

$$\sum_{n=1}^{\infty} a_n$$

converges to  $S$ , then the remainder  $R_N = S - S_N$  is bounded by

$$0 \leq R_N \leq \int_N^{\infty} f(x) dx.$$

**52. Using a Remainder** Show that the result of Exercise 51 can be written as

$$\sum_{n=1}^N a_n \leq \sum_{n=1}^{\infty} a_n \leq \sum_{n=1}^N a_n + \int_N^{\infty} f(x) dx.$$

**Approximating a Sum** In Exercises 53–58, use the result of Exercise 51 to approximate the sum of the convergent series using the indicated number of terms. Include an estimate of the maximum error for your approximation.

53.  $\sum_{n=1}^{\infty} \frac{1}{n^4}$ , three terms

54.  $\sum_{n=1}^{\infty} \frac{1}{(n+1)^3}$ , six terms

55.  $\sum_{n=1}^{\infty} \frac{1}{n^2 + 1}$ , eight terms

56.  $\sum_{n=1}^{\infty} \frac{1}{(n+1)[\ln(n+1)]^3}$ , ten terms

57.  $\sum_{n=1}^{\infty} ne^{-n^2}$ , four terms

58.  $\sum_{n=1}^{\infty} e^{-2n}$ , five terms

**Finding a Value** In Exercises 59–62, use the result of Exercise 51 to find  $N$  such that  $R_N \leq 0.001$  for the convergent series.

59.  $\sum_{n=1}^{\infty} \frac{1}{n^4}$

60.  $\sum_{n=1}^{\infty} \frac{1}{n^{3/2}}$

61.  $\sum_{n=1}^{\infty} e^{-n/2}$

62.  $\sum_{n=1}^{\infty} \frac{1}{n^2 + 1}$

**63. Comparing Series**

(a) Show that  $\sum_{n=2}^{\infty} \frac{1}{n^{1.1}}$  converges and  $\sum_{n=2}^{\infty} \frac{1}{n \ln n}$  diverges.

(b) Compare the first five terms of each series in part (a).

(c) Find  $n > 3$  such that  $\frac{1}{n^{1.1}} < \frac{1}{n \ln n}$ .

**64. Using a  $p$ -Series** Ten terms are used to approximate a convergent  $p$ -series. Therefore, the remainder is a function of  $p$  and is

$$0 \leq R_{10}(p) \leq \int_{10}^{\infty} \frac{1}{x^p} dx, \quad p > 1.$$

(a) Perform the integration in the inequality.

(b) Use a graphing utility to represent the inequality graphically.

(c) Identify any asymptotes of the remainder function and interpret their meaning.

**65. Euler's Constant** Let

$$S_n = \sum_{k=1}^n \frac{1}{k} = 1 + \frac{1}{2} + \cdots + \frac{1}{n}.$$

- (a) Show that  $\ln(n + 1) \leq S_n \leq 1 + \ln n$ .
- (b) Show that the sequence  $\{a_n\} = \{S_n - \ln n\}$  is bounded.
- (c) Show that the sequence  $\{a_n\}$  is decreasing.
- (d) Show that the sequence  $\{a_n\}$  converges to a limit  $\gamma$  (called Euler's constant).
- (e) Approximate  $\gamma$  using  $a_{100}$ .

**66. Finding a Sum** Find the sum of the series

$$\sum_{n=2}^{\infty} \ln\left(1 - \frac{1}{n^2}\right).$$

**67. Using a Series** Consider the series  $\sum_{n=2}^{\infty} x^{\ln n}$ .

- (a) Determine the convergence or divergence of the series for  $x = 1$ .
- (b) Determine the convergence or divergence of the series for  $x = 1/e$ .
- (c) Find the positive values of  $x$  for which the series converges.

**68. Riemann Zeta Function** The Riemann zeta function for real numbers is defined for all  $x$  for which the series

$$\zeta(x) = \sum_{n=1}^{\infty} n^{-x}$$

converges. Find the domain of the function.

**Review** In Exercises 69–80, determine the convergence or divergence of the series.

- 69.  $\sum_{n=1}^{\infty} \frac{1}{3n-2}$
- 70.  $\sum_{n=2}^{\infty} \frac{1}{n\sqrt{n^2-1}}$
- 71.  $\sum_{n=1}^{\infty} \frac{1}{n^4\sqrt{n}}$
- 72.  $3 \sum_{n=1}^{\infty} \frac{1}{n^{0.95}}$
- 73.  $\sum_{n=0}^{\infty} \left(\frac{2}{3}\right)^n$
- 74.  $\sum_{n=0}^{\infty} \left(\frac{7}{5}\right)^n$
- 75.  $\sum_{n=1}^{\infty} \frac{n}{\sqrt{3n^2+3}}$
- 76.  $\sum_{n=1}^{\infty} \left(\frac{1}{n^2} - \frac{1}{n^3}\right)$
- 77.  $\sum_{n=1}^{\infty} \left(1 + \frac{1}{n}\right)^n$
- 78.  $\sum_{n=4}^{\infty} \ln \frac{n}{2}$
- 79.  $\sum_{n=2}^{\infty} \frac{1}{n(\ln n)^3}$
- 80.  $\sum_{n=3}^{\infty} \frac{1}{n(\ln n)[\ln(\ln n)]^4}$

**SECTION PROJECT**

**The Harmonic Series**

The harmonic series

$$\sum_{n=1}^{\infty} \frac{1}{n} = 1 + \frac{1}{2} + \frac{1}{3} + \frac{1}{4} + \cdots + \frac{1}{n} + \cdots$$

is one of the most important series in this chapter. Even though its terms tend to zero as  $n$  increases,

$$\lim_{n \rightarrow \infty} \frac{1}{n} = 0$$

the harmonic series diverges. In other words, even though the terms are getting smaller and smaller, the sum “adds up to infinity.”

- (a) One way to show that the harmonic series diverges is attributed to James Bernoulli. He grouped the terms of the harmonic series as follows:

$$1 + \underbrace{\frac{1}{2} + \frac{1}{3} + \frac{1}{4}}_{> \frac{1}{2}} + \underbrace{\frac{1}{5} + \frac{1}{6} + \frac{1}{7} + \frac{1}{8}}_{> \frac{1}{2}} + \underbrace{\frac{1}{9} + \frac{1}{10} + \frac{1}{11} + \frac{1}{12} + \frac{1}{13} + \frac{1}{14} + \frac{1}{15} + \frac{1}{16}}_{> \frac{1}{2}} + \underbrace{\frac{1}{17} + \frac{1}{18} + \frac{1}{19} + \frac{1}{20} + \frac{1}{21} + \frac{1}{22} + \frac{1}{23} + \frac{1}{24} + \frac{1}{25} + \frac{1}{26} + \frac{1}{27} + \frac{1}{28} + \frac{1}{29} + \frac{1}{30} + \frac{1}{31} + \frac{1}{32}}_{> \frac{1}{2}} + \cdots$$

Write a short paragraph explaining how you can use this grouping to show that the harmonic series diverges.

- (b) Use the proof of the Integral Test, Theorem 9.10, to show that

$$\ln(n + 1) \leq 1 + \frac{1}{2} + \frac{1}{3} + \frac{1}{4} + \cdots + \frac{1}{n} \leq 1 + \ln n.$$

- (c) Use part (b) to determine how many terms  $M$  you would need so that

$$\sum_{n=1}^M \frac{1}{n} > 50.$$

- (d) Show that the sum of the first million terms of the harmonic series is less than 15.

- (e) Show that the following inequalities are valid.

$$\ln \frac{21}{10} \leq \frac{1}{10} + \frac{1}{11} + \cdots + \frac{1}{20} \leq \ln \frac{20}{9}$$

$$\ln \frac{201}{100} \leq \frac{1}{100} + \frac{1}{101} + \cdots + \frac{1}{200} \leq \ln \frac{200}{99}$$

- (f) Use the inequalities in part (e) to find the limit

$$\lim_{m \rightarrow \infty} \sum_{n=m}^{2m} \frac{1}{n}$$

## 9.4 Comparisons of Series

- Use the **Direct Comparison Test** to determine whether a series converges or diverges.
- Use the **Limit Comparison Test** to determine whether a series converges or diverges.

### Direct Comparison Test

For the convergence tests developed so far, the terms of the series have to be fairly simple and the series must have special characteristics in order for the convergence tests to be applied. A slight deviation from these special characteristics can make a test inapplicable. For example, in the pairs listed below, the second series cannot be tested by the same convergence test as the first series, even though it is similar to the first.

1.  $\sum_{n=0}^{\infty} \frac{1}{2^n}$  is geometric, but  $\sum_{n=0}^{\infty} \frac{n}{2^n}$  is not.
2.  $\sum_{n=1}^{\infty} \frac{1}{n^3}$  is a  $p$ -series, but  $\sum_{n=1}^{\infty} \frac{1}{n^3 + 1}$  is not.
3.  $a_n = \frac{n}{(n^2 + 3)^2}$  is easily integrated, but  $b_n = \frac{n^2}{(n^2 + 3)^2}$  is not.

In this section, you will study two additional tests for positive-term series. These two tests greatly expand the variety of series you are able to test for convergence or divergence. They allow you to *compare* a series having complicated terms with a simpler series whose convergence or divergence is known.

•••••▶  
**REMARK** As stated, the Direct Comparison Test requires that  $0 < a_n \leq b_n$  for all  $n$ . Because the convergence of a series is not dependent on its first several terms, you could modify the test to require only that  $0 < a_n \leq b_n$  for all  $n$  greater than some integer  $N$ .

#### THEOREM 9.12 Direct Comparison Test

Let  $0 < a_n \leq b_n$  for all  $n$ .

1. If  $\sum_{n=1}^{\infty} b_n$  converges, then  $\sum_{n=1}^{\infty} a_n$  converges.
2. If  $\sum_{n=1}^{\infty} a_n$  diverges, then  $\sum_{n=1}^{\infty} b_n$  diverges.



**Proof** To prove the first property, let  $L = \sum_{n=1}^{\infty} b_n$  and let

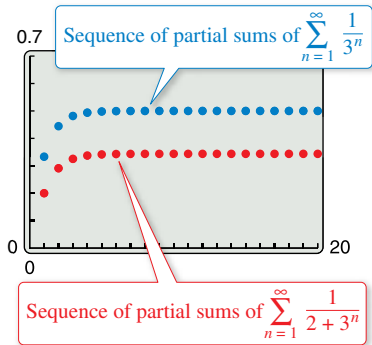
$$S_n = a_1 + a_2 + \cdots + a_n.$$

Because  $0 < a_n \leq b_n$ , the sequence  $S_1, S_2, S_3, \dots$  is nondecreasing and bounded above by  $L$ . So, it must converge. Because

$$\lim_{n \rightarrow \infty} S_n = \sum_{n=1}^{\infty} a_n$$

it follows that  $\sum_{n=1}^{\infty} a_n$  converges. The second property is logically equivalent to the first. ■

■ **FOR FURTHER INFORMATION** Is the Direct Comparison Test just for nonnegative series? To read about the generalization of this test to real series, see the article “The Comparison Test—Not Just for Nonnegative Series” by Michele Longo and Vincenzo Valori in *Mathematics Magazine*. To view this article, go to [MathArticles.com](http://MathArticles.com).



For the given series in Example 1, the sequence of partial sums is less than the sequence of partial sums of the indicated convergent geometric series.  
**Figure 9.10**

**EXAMPLE 1** Using the Direct Comparison Test

Determine the convergence or divergence of

$$\sum_{n=1}^{\infty} \frac{1}{2 + 3^n}.$$

**Solution** This series resembles

$$\sum_{n=1}^{\infty} \frac{1}{3^n} \quad \text{Convergent geometric series}$$

Term-by-term comparison yields

$$a_n = \frac{1}{2 + 3^n} < \frac{1}{3^n} = b_n, \quad n \geq 1.$$

So, by the Direct Comparison Test, the given series converges. This conclusion is supported by Figure 9.10, which shows that the sequence of partial sums of  $\sum a_n$  is less than the sequence of partial sums of the convergent geometric series  $\sum b_n$ .

**EXAMPLE 2** Using the Direct Comparison Test

⋯▶ See *LarsonCalculus.com* for an interactive version of this type of example.

Determine the convergence or divergence of

$$\sum_{n=1}^{\infty} \frac{1}{2 + \sqrt{n}}.$$

**Solution** This series resembles

$$\sum_{n=1}^{\infty} \frac{1}{n^{1/2}} \quad \text{Divergent } p\text{-series}$$

Term-by-term comparison yields

$$\frac{1}{2 + \sqrt{n}} \leq \frac{1}{\sqrt{n}}, \quad n \geq 1$$

which *does not* meet the requirements for divergence. (Remember that when term-by-term comparison reveals a series that is *less* than a divergent series, the Direct Comparison Test tells you nothing.) Still expecting the series to diverge, you can compare the series with

$$\sum_{n=1}^{\infty} \frac{1}{n} \quad \text{Divergent harmonic series}$$

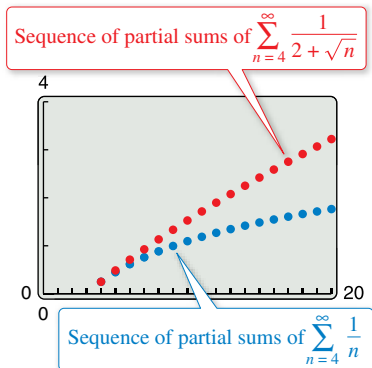
In this case, term-by-term comparison yields

$$a_n = \frac{1}{2 + \sqrt{n}} \leq \frac{1}{\sqrt{n}} = b_n, \quad n \geq 4$$

and, by the Direct Comparison Test, the given series diverges (see Figure 9.11). To verify the last inequality, try showing that

$$2 + \sqrt{n} \leq n$$

whenever  $n \geq 4$ .



For the given series in Example 2, the sequence of partial sums is greater than the sequence of partial sums of the divergent harmonic series.  
**Figure 9.11**

Remember that both parts of the Direct Comparison Test require that  $0 < a_n \leq b_n$ . Informally, the test says the following about the two series with nonnegative terms.

1. If the “larger” series converges, then the “smaller” series must also converge.
2. If the “smaller” series diverges, then the “larger” series must also diverge.

## Limit Comparison Test

Sometimes a series closely resembles a  $p$ -series or a geometric series, yet you cannot establish the term-by-term comparison necessary to apply the Direct Comparison Test. Under these circumstances, you may be able to apply a second comparison test, called the **Limit Comparison Test**.

.....▷  
 • **REMARK** As with the Direct Comparison Test, the Limit Comparison Test could be modified to require only that  $a_n$  and  $b_n$  be positive for all  $n$  greater than some integer  $N$ .

### THEOREM 9.13 Limit Comparison Test

If  $a_n > 0$ ,  $b_n > 0$ , and

$$\lim_{n \rightarrow \infty} \frac{a_n}{b_n} = L$$

where  $L$  is finite and positive, then

$$\sum_{n=1}^{\infty} a_n \quad \text{and} \quad \sum_{n=1}^{\infty} b_n$$

either both converge or both diverge.



**Proof** Because  $a_n > 0$ ,  $b_n > 0$ , and

$$\lim_{n \rightarrow \infty} \frac{a_n}{b_n} = L$$

there exists  $N > 0$  such that


$$0 < \frac{a_n}{b_n} < L + 1, \quad \text{for } n \geq N.$$

This implies that

$$0 < a_n < (L + 1)b_n.$$

So, by the Direct Comparison Test, the convergence of  $\sum b_n$  implies the convergence of  $\sum a_n$ . Similarly, the fact that

$$\lim_{n \rightarrow \infty} \frac{b_n}{a_n} = \frac{1}{L}$$

can be used to show that the convergence of  $\sum a_n$  implies the convergence of  $\sum b_n$ . 

### EXAMPLE 3 Using the Limit Comparison Test

Show that the general harmonic series below diverges.


$$\sum_{n=1}^{\infty} \frac{1}{an + b}, \quad a > 0, \quad b > 0$$

**Solution** By comparison with

$$\sum_{n=1}^{\infty} \frac{1}{n} \quad \text{Divergent harmonic series}$$

you have

$$\lim_{n \rightarrow \infty} \frac{1/(an + b)}{1/n} = \lim_{n \rightarrow \infty} \frac{n}{an + b} = \frac{1}{a}.$$

Because this limit is greater than 0, you can conclude from the Limit Comparison Test that the series diverges. 

The Limit Comparison Test works well for comparing a “messy” algebraic series with a  $p$ -series. In choosing an appropriate  $p$ -series, you must choose one with an  $n$ th term of the same magnitude as the  $n$ th term of the given series.

Given Series	Comparison Series	Conclusion
$\sum_{n=1}^{\infty} \frac{1}{3n^2 - 4n + 5}$	$\sum_{n=1}^{\infty} \frac{1}{n^2}$	Both series converge.
$\sum_{n=1}^{\infty} \frac{1}{\sqrt{3n - 2}}$	$\sum_{n=1}^{\infty} \frac{1}{\sqrt{n}}$	Both series diverge.
$\sum_{n=1}^{\infty} \frac{n^2 - 10}{4n^5 + n^3}$	$\sum_{n=1}^{\infty} \frac{n^2}{n^5} = \sum_{n=1}^{\infty} \frac{1}{n^3}$	Both series converge.

In other words, when choosing a series for comparison, you can disregard all but the *highest powers of  $n$*  in both the numerator and the denominator.

**EXAMPLE 4** Using the Limit Comparison Test

Determine the convergence or divergence of

$$\sum_{n=1}^{\infty} \frac{\sqrt{n}}{n^2 + 1}.$$

**Solution** Disregarding all but the highest powers of  $n$  in the numerator and the denominator, you can compare the series with

$$\sum_{n=1}^{\infty} \frac{\sqrt{n}}{n^2} = \sum_{n=1}^{\infty} \frac{1}{n^{3/2}}. \quad \text{Convergent } p\text{-series}$$

Because

$$\begin{aligned} \lim_{n \rightarrow \infty} \frac{a_n}{b_n} &= \lim_{n \rightarrow \infty} \left( \frac{\sqrt{n}}{n^2 + 1} \right) \left( \frac{n^{3/2}}{1} \right) \\ &= \lim_{n \rightarrow \infty} \frac{n^2}{n^2 + 1} \\ &= 1 \end{aligned}$$

you can conclude by the Limit Comparison Test that the series converges.



**REMARK** Recall when finding limits at  $\pm\infty$  of a rational function that if the degree of the numerator is equal to the degree of the denominator, then the limit of the rational function is the ratio of the leading coefficients.

**EXAMPLE 5** Using the Limit Comparison Test

Determine the convergence or divergence of

$$\sum_{n=1}^{\infty} \frac{n2^n}{4n^3 + 1}.$$

**Solution** A reasonable comparison would be with the series

$$\sum_{n=1}^{\infty} \frac{2^n}{n^2}. \quad \text{Divergent series}$$

Note that this series diverges by the  $n$ th-Term Test. From the limit

$$\begin{aligned} \lim_{n \rightarrow \infty} \frac{a_n}{b_n} &= \lim_{n \rightarrow \infty} \left( \frac{n2^n}{4n^3 + 1} \right) \left( \frac{n^2}{2^n} \right) \\ &= \lim_{n \rightarrow \infty} \frac{n^3}{4n^3 + 1} \\ &= \frac{1}{4} \end{aligned}$$

you can conclude by the Limit Comparison Test that the series diverges.



# 9.4 Exercises

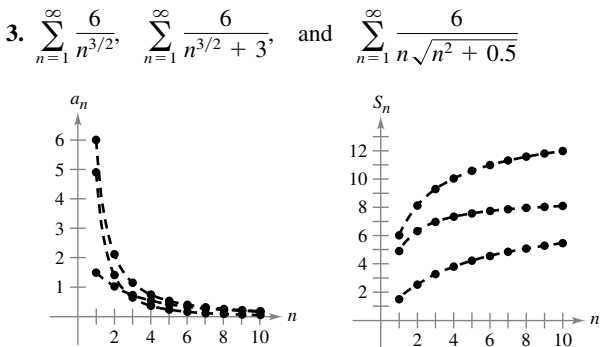
See [CalcChat.com](http://CalcChat.com) for tutorial help and worked-out solutions to odd-numbered exercises.

### CONCEPT CHECK

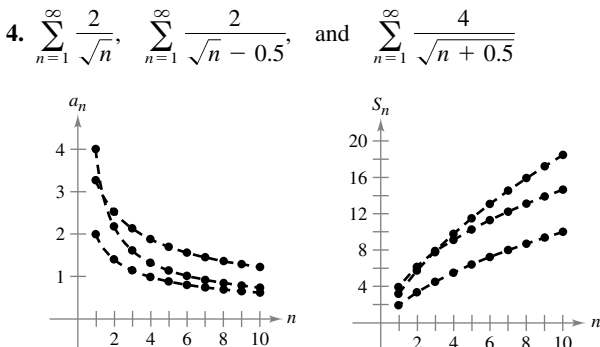
- Direct Comparison Test** You want to compare the series  $\sum a_n$  and  $\sum b_n$ , where  $a_n > 0$ ,  $b_n > 0$ , and  $\sum b_n$  converges. For  $1 \leq n \leq 5$ ,  $a_n > b_n$ , and for  $n \geq 6$ ,  $a_n < b_n$ . Explain whether the Direct Comparison Test can be used to compare the two series.
- Limit Comparison Test** When using the Limit Comparison Test, describe in your own words how to choose a series for comparison.

**Graphical Analysis** In Exercises 3 and 4, the figures show the graphs of the first 10 terms, and the graphs of the first 10 terms of the sequence of partial sums, of each series.

- Identify the series in each figure.
- Which series is a  $p$ -series? Does it converge or diverge?
- For the series that are not  $p$ -series, how do the magnitudes of the terms compare with the magnitudes of the terms of the  $p$ -series? What conclusion can you draw about the convergence or divergence of the series?
- Explain the relationship between the magnitudes of the terms of the series and the magnitudes of the terms of the partial sums.



Graphs of terms                      Graphs of partial sums



Graphs of terms                      Graphs of partial sums



**Using the Direct Comparison Test** In Exercises 5–16, use the Direct Comparison Test to determine the convergence or divergence of the series.

- $\sum_{n=1}^{\infty} \frac{1}{2n-1}$
- $\sum_{n=1}^{\infty} \frac{1}{3n^2+2}$
- $\sum_{n=2}^{\infty} \frac{1}{\sqrt{n}-1}$
- $\sum_{n=0}^{\infty} \frac{4^n}{5^n+3}$
- $\sum_{n=2}^{\infty} \frac{\ln n}{n+1}$
- $\sum_{n=1}^{\infty} \frac{1}{\sqrt{n^3+1}}$
- $\sum_{n=0}^{\infty} \frac{1}{n!}$
- $\sum_{n=1}^{\infty} \frac{1}{4\sqrt[3]{n}-1}$
- $\sum_{n=0}^{\infty} e^{-n^2}$
- $\sum_{n=1}^{\infty} \frac{6^n+n}{5^n-1}$
- $\sum_{n=1}^{\infty} \frac{\sin^2 n}{n^3}$
- $\sum_{n=1}^{\infty} \frac{\cos n+2}{\sqrt{n}}$



**Using the Limit Comparison Test** In Exercises 17–26, use the Limit Comparison Test to determine the convergence or divergence of the series.

- $\sum_{n=1}^{\infty} \frac{n}{n^2+1}$
- $\sum_{n=1}^{\infty} \frac{5}{4^n+1}$
- $\sum_{n=0}^{\infty} \frac{1}{\sqrt{n^2+1}}$
- $\sum_{n=1}^{\infty} \frac{2^n+1}{5^n+1}$
- $\sum_{n=1}^{\infty} \frac{2n^2-1}{3n^5+2n+1}$
- $\sum_{n=1}^{\infty} \frac{1}{n^2(n^2+4)}$
- $\sum_{n=1}^{\infty} \frac{1}{n\sqrt{n^2+1}}$
- $\sum_{n=1}^{\infty} \frac{n}{(n+1)2^{n-1}}$
- $\sum_{n=1}^{\infty} \frac{n^{k-1}}{n^k+1}$ ,  $k > 2$
- $\sum_{n=1}^{\infty} \sin \frac{1}{n}$

**Determining Convergence or Divergence** In Exercises 27–34, test for convergence or divergence, using each test at least once. Identify which test was used.

- $n$ th-Term Test
- Geometric Series Test
- $p$ -Series Test
- Telescoping Series Test
- Integral Test
- Direct Comparison Test
- Limit Comparison Test

- $\sum_{n=1}^{\infty} \frac{\sqrt[3]{n}}{n}$
- $\sum_{n=0}^{\infty} 5\left(-\frac{4}{3}\right)^n$
- $\sum_{n=3}^{\infty} \frac{1}{n^3-8}$
- $\sum_{n=1}^{\infty} \frac{1}{5^n+1}$
- $\sum_{n=1}^{\infty} \frac{1}{3n-2}$
- $\sum_{n=1}^{\infty} \left(\frac{1}{n+1} - \frac{1}{n+2}\right)$
- $\sum_{n=1}^{\infty} \frac{n}{(n^2+1)^2}$
- $\sum_{n=1}^{\infty} \frac{3}{n(n+3)}$

- 35. Using the Limit Comparison Test** Use the Limit Comparison Test with the harmonic series to show that the series  $\sum a_n$  (where  $0 < a_n < a_{n-1}$ ) diverges when  $\lim_{n \rightarrow \infty} na_n$  is finite and nonzero.
- 36. Proof** Prove that, if  $P(n)$  and  $Q(n)$  are polynomials of degree  $j$  and  $k$ , respectively, then the series

$$\sum_{n=1}^{\infty} \frac{P(n)}{Q(n)}$$

converges if  $j < k - 1$  and diverges if  $j \geq k - 1$ .

**Determining Convergence or Divergence** In Exercises 37–40, use the polynomial test given in Exercise 36 to determine whether the series converges or diverges.

37.  $\frac{1}{2} + \frac{2}{5} + \frac{3}{10} + \frac{4}{17} + \frac{5}{26} + \dots$
38.  $\frac{1}{3} + \frac{1}{8} + \frac{1}{15} + \frac{1}{24} + \frac{1}{35} + \dots$
39.  $\sum_{n=1}^{\infty} \frac{1}{n^3 + 1}$
40.  $\sum_{n=1}^{\infty} \frac{4n^5 + n^2 + 1}{n^4}$

**Verifying Divergence** In Exercises 41 and 42, use the divergence test given in Exercise 35 to show that the series diverges.

41.  $\sum_{n=1}^{\infty} \frac{n^3}{5n^4 + 3}$
42.  $\sum_{n=1}^{\infty} \frac{3n^2 + 1}{4n^3 + 2}$

**Determining Convergence or Divergence** In Exercises 43–46, determine the convergence or divergence of the series.

43.  $\frac{1}{200} + \frac{1}{400} + \frac{1}{600} + \frac{1}{800} + \dots$
44.  $\frac{1}{200} + \frac{1}{208} + \frac{1}{216} + \frac{1}{224} + \dots$
45.  $\frac{1}{201} + \frac{1}{204} + \frac{1}{209} + \frac{1}{216} + \dots$
46.  $\frac{1}{201} + \frac{1}{208} + \frac{1}{227} + \frac{1}{264} + \dots$

**EXPLORING CONCEPTS**

**47. Using Series** Review the results of Exercises 43–46. Explain why careful analysis is required to determine the convergence or divergence of a series and why considering only the magnitudes of the terms of a series could be misleading.

**48. Comparing Series** It appears that the terms of the series

$$\frac{1}{1000} + \frac{1}{1001} + \frac{1}{1002} + \frac{1}{1003} + \dots$$

are less than the corresponding terms of the convergent series

$$1 + \frac{1}{4} + \frac{1}{9} + \frac{1}{16} + \dots$$

If the statement above is correct, then the first series converges. Is this correct? Why or why not? Make a statement about how the divergence or convergence of a series is affected by the inclusion or exclusion of the first finite number of terms.

**49. Using a Series** Consider the series  $\sum_{n=1}^{\infty} \frac{1}{(2n-1)^2}$ .

- (a) Verify that the series converges.
- (b) Use a graphing utility to complete the table.

$n$	5	10	20	50	100
$S_n$					

- (c) The sum of the series is  $\pi^2/8$ . Find the sum of the series

$$\sum_{n=3}^{\infty} \frac{1}{(2n-1)^2}$$

- (d) Use a graphing utility to find the sum of the series

$$\sum_{n=10}^{\infty} \frac{1}{(2n-1)^2}$$

**50. Using a Series** Consider the series  $\sum_{n=1}^{\infty} \frac{1}{(n+2)^2}$ .

- (a) Verify that the series converges.
- (b) Use a graphing utility to complete the table.

$n$	5	10	20	50	100
$S_n$					

- (c) The sum of the series is  $(\pi^2/6) - (5/4)$ . Find the sum of the series

$$\sum_{n=6}^{\infty} \frac{1}{(n+2)^2}$$

- (d) Use a graphing utility to find the sum of the series

$$\sum_{n=15}^{\infty} \frac{1}{(n+2)^2}$$

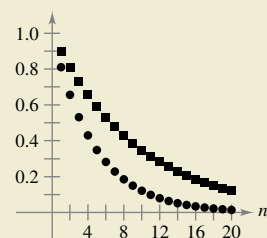
**51. Decimal Representation of a Number** Show that the series

$$\frac{x_1}{10} + \frac{x_2}{10^2} + \frac{x_3}{10^3} + \frac{x_4}{10^4} + \dots$$

converges, where  $x_i$  is one of the numbers 0, 1, 2, . . . , 9.



**52. HOW DO YOU SEE IT?** The figure shows the first 20 terms of the series  $\sum c_n$  using squares and the first 20 terms of the series  $\sum d_n$  using circles. If  $\sum d_n$  converges, can you determine anything about the convergence or divergence of  $\sum c_n$ ? Explain.



**True or False?** In Exercises 53–58, determine whether the statement is true or false. If it is false, explain why or give an example that shows it is false.

53. If  $0 < a_n \leq b_n$  and  $\sum_{n=1}^{\infty} a_n$  converges, then  $\sum_{n=1}^{\infty} b_n$  diverges.

54. If  $0 < a_{n+10} \leq b_n$  and  $\sum_{n=1}^{\infty} b_n$  converges, then  $\sum_{n=1}^{\infty} a_n$  converges.

55. If  $a_n + b_n \leq c_n$  and  $\sum_{n=1}^{\infty} c_n$  converges, then the series  $\sum_{n=1}^{\infty} a_n$  and  $\sum_{n=1}^{\infty} b_n$  both converge. (Assume that the terms of all three series are positive.)

56. If  $a_n \leq b_n + c_n$  and  $\sum_{n=1}^{\infty} a_n$  diverges, then the series  $\sum_{n=1}^{\infty} b_n$  and  $\sum_{n=1}^{\infty} c_n$  both diverge. (Assume that the terms of all three series are positive.)

57. If  $0 < a_n \leq b_n$  and  $\sum_{n=1}^{\infty} a_n$  diverges, then  $\sum_{n=1}^{\infty} b_n$  diverges.

58. If  $0 < a_n \leq b_n$  and  $\sum_{n=1}^{\infty} b_n$  diverges, then  $\sum_{n=1}^{\infty} a_n$  diverges.

59. **Proof** Prove that if the nonnegative series

$$\sum_{n=1}^{\infty} a_n \quad \text{and} \quad \sum_{n=1}^{\infty} b_n$$

converge, then so does the series  $\sum_{n=1}^{\infty} a_n b_n$ .

60. **Proof** Use the result of Exercise 59 to prove that if the nonnegative series

$$\sum_{n=1}^{\infty} a_n$$

converges, then so does the series

$$\sum_{n=1}^{\infty} a_n^2.$$

61. **Finding Series** Find two series that demonstrate the result of Exercise 59.

62. **Finding Series** Find two series that demonstrate the result of Exercise 60.

63. **Proof** Suppose that  $\sum a_n$  and  $\sum b_n$  are series with positive terms. Prove that if

$$\lim_{n \rightarrow \infty} \frac{a_n}{b_n} = 0$$

and  $\sum b_n$  converges, then  $\sum a_n$  also converges.

64. **Proof** Suppose that  $\sum a_n$  and  $\sum b_n$  are series with positive terms. Prove that if

$$\lim_{n \rightarrow \infty} \frac{a_n}{b_n} = \infty$$

and  $\sum b_n$  diverges, then  $\sum a_n$  also diverges.

65. **Verifying Convergence** Use the result of Exercise 63 to show that each series converges.

(a)  $\sum_{n=1}^{\infty} \frac{1}{(n+1)^3}$

(b)  $\sum_{n=1}^{\infty} \frac{1}{\sqrt{n}\pi^n}$

(c)  $\sum_{n=2}^{\infty} \frac{\ln n}{n^3}$

(d)  $\sum_{n=1}^{\infty} \frac{n^2 + 1}{e^n}$

66. **Verifying Divergence** Use the result of Exercise 64 to show that each series diverges.

(a)  $\sum_{n=1}^{\infty} (n+2)^2$

(b)  $\sum_{n=1}^{\infty} \frac{\ln n}{n}$

(c)  $\sum_{n=2}^{\infty} \frac{1}{\ln n}$

(d)  $\sum_{n=1}^{\infty} \frac{e^n}{\sqrt{n}}$

67. **Proof** Suppose that  $\sum a_n$  is a series with positive terms. Prove that if  $\sum a_n$  converges, then  $\sum \sin a_n$  also converges.

68. **Proof** Prove that the series

$$\sum_{n=1}^{\infty} \frac{1}{1+2+3+\cdots+n}$$

converges.

69. **Comparing Series** Show that

$$\sum_{n=1}^{\infty} \frac{\ln n}{n\sqrt{n}}$$

converges by comparison with

$$\sum_{n=1}^{\infty} \frac{1}{n^{5/4}}.$$

70. **Determining Convergence or Divergence**

Determine whether the every-other-term harmonic series

$$1 + \frac{1}{3} + \frac{1}{5} + \frac{1}{7} + \cdots$$

converges or diverges.

### PUTNAM EXAM CHALLENGE

71. Is the infinite series

$$\sum_{n=1}^{\infty} \frac{1}{n^{(n+1)/n}}$$

convergent? Prove your statement.

72. Prove that if  $\sum_{n=1}^{\infty} a_n$  is a convergent series of positive real numbers, then so is

$$\sum_{n=1}^{\infty} (a_n)^{n/(n+1)}.$$

These problems were composed by the Committee on the Putnam Prize Competition. © The Mathematical Association of America. All rights reserved.

# 9.5 Alternating Series

- Use the **Alternating Series Test** to determine whether an infinite series converges.
- Use the **Alternating Series Remainder** to approximate the sum of an alternating series.
- Classify a convergent series as **absolutely or conditionally convergent**.
- Rearrange an infinite series to obtain a different sum.

## Alternating Series

So far, most series you have dealt with have had positive terms. In this section and the next section, you will study series that contain both positive and negative terms. The simplest such series is an **alternating series**, whose terms alternate in sign. For example, the geometric series

$$\begin{aligned} \sum_{n=0}^{\infty} \left(-\frac{1}{2}\right)^n &= \sum_{n=0}^{\infty} (-1)^n \frac{1}{2^n} \\ &= 1 - \frac{1}{2} + \frac{1}{4} - \frac{1}{8} + \frac{1}{16} - \dots \end{aligned}$$

is an *alternating geometric series* with  $r = -\frac{1}{2}$ . Alternating series occur in two ways: either the odd terms are negative or the even terms are negative.

### THEOREM 9.14 Alternating Series Test

Let  $a_n > 0$ . The alternating series

$$\sum_{n=1}^{\infty} (-1)^n a_n \quad \text{and} \quad \sum_{n=1}^{\infty} (-1)^{n+1} a_n$$

converge when these two conditions are met.

1.  $\lim_{n \rightarrow \infty} a_n = 0$
2.  $a_{n+1} \leq a_n$ , for all  $n$



•••••▶ **REMARK** The second condition in the Alternating Series Test can be modified to require only that  $0 < a_{n+1} \leq a_n$  for all  $n$  greater than some integer  $N$ .

**Proof** Consider the alternating series

$$\sum_{n=1}^{\infty} (-1)^{n+1} a_n.$$

For this series, the partial sum (where  $2n$  is even)

$$S_{2n} = (a_1 - a_2) + (a_3 - a_4) + (a_5 - a_6) + \dots + (a_{2n-1} - a_{2n})$$

has all nonnegative terms, and therefore  $\{S_{2n}\}$  is a nondecreasing sequence. But you can also write

$$S_{2n} = a_1 - (a_2 - a_3) - (a_4 - a_5) - \dots - (a_{2n-2} - a_{2n-1}) - a_{2n}$$

which implies that  $S_{2n} \leq a_1$  for every integer  $n$ . So,  $\{S_{2n}\}$  is a bounded, nondecreasing sequence that converges to some value  $L$ . Because  $S_{2n-1} - a_{2n} = S_{2n}$  and  $a_{2n} \rightarrow 0$ , you have

$$\begin{aligned} \lim_{n \rightarrow \infty} S_{2n-1} &= \lim_{n \rightarrow \infty} S_{2n} + \lim_{n \rightarrow \infty} a_{2n} \\ &= L + \lim_{n \rightarrow \infty} a_{2n} \\ &= L. \end{aligned}$$

Because both  $S_{2n}$  and  $S_{2n-1}$  converge to the same limit  $L$ , it follows that  $\{S_n\}$  also converges to  $L$ . Consequently, the given alternating series converges. ■

**EXAMPLE 1** Using the Alternating Series Test

..... ▷ Determine the convergence or divergence of

• **REMARK** The series in Example 1 is called the *alternating harmonic series*. More is said about this series in Example 8.

$$\sum_{n=1}^{\infty} (-1)^{n+1} \frac{1}{n}.$$

**Solution** Note that  $\lim_{n \rightarrow \infty} a_n = \lim_{n \rightarrow \infty} (1/n) = 0$ . So, the first condition of Theorem 9.14 is satisfied. Also note that the second condition of Theorem 9.14 is satisfied because

$$a_{n+1} = \frac{1}{n+1} \leq \frac{1}{n} = a_n$$

for all  $n$ . So, applying the Alternating Series Test, you can conclude that the series converges.

**EXAMPLE 2** Using the Alternating Series Test

Determine the convergence or divergence of

$$\sum_{n=1}^{\infty} \frac{n}{(-2)^{n-1}}.$$

**Solution** To apply the Alternating Series Test, note that, for  $n \geq 1$ ,

$$\begin{aligned} \frac{1}{2} &\leq \frac{n}{n+1} \\ \frac{2^{n-1}}{2^n} &\leq \frac{n}{n+1} \\ (n+1)2^{n-1} &\leq n2^n \\ \frac{n+1}{2^n} &\leq \frac{n}{2^{n-1}}. \end{aligned}$$

So,  $a_{n+1} = (n+1)/2^n \leq n/2^{n-1} = a_n$  for all  $n$ . Furthermore, by L'Hôpital's Rule,

$$\lim_{x \rightarrow \infty} \frac{x}{2^{x-1}} = \lim_{x \rightarrow \infty} \frac{1}{2^{x-1}(\ln 2)} = 0 \implies \lim_{n \rightarrow \infty} \frac{n}{2^{n-1}} = 0.$$

Therefore, by the Alternating Series Test, the series converges.

**EXAMPLE 3** When the Alternating Series Test Does Not Apply

..... ▷ a. The alternating series

• **REMARK** In Example 3(a), remember that whenever a series does not pass the first condition of the Alternating Series Test, you can use the  $n$ th-Term Test for Divergence to conclude that the series diverges.

$$\sum_{n=1}^{\infty} \frac{(-1)^{n+1}(n+1)}{n} = \frac{2}{1} - \frac{3}{2} + \frac{4}{3} - \frac{5}{4} + \frac{6}{5} - \dots$$

passes the second condition of the Alternating Series Test because  $a_{n+1} \leq a_n$  for all  $n$ . You cannot apply the Alternating Series Test, however, because the series does not pass the first condition. In fact, the series diverges.

b. The alternating series

$$\frac{2}{1} - \frac{1}{1} + \frac{2}{2} - \frac{1}{2} + \frac{2}{3} - \frac{1}{3} + \frac{2}{4} - \frac{1}{4} + \dots$$

passes the first condition because  $a_n$  approaches 0 as  $n \rightarrow \infty$ . You cannot apply the Alternating Series Test, however, because the series does not pass the second condition. To conclude that the series diverges, you can argue that  $S_{2N}$  equals the  $N$ th partial sum of the divergent harmonic series. This implies that the sequence of partial sums diverges. So, the series diverges. ■

### Alternating Series Remainder

For a convergent alternating series, the partial sum  $S_N$  can be a useful approximation for the sum  $S$  of the series. The error involved in using  $S \approx S_N$  is the remainder  $R_N = S - S_N$ .

**THEOREM 9.15 Alternating Series Remainder**

If a convergent alternating series satisfies the condition  $a_{n+1} \leq a_n$ , then the absolute value of the remainder  $R_N$  involved in approximating the sum  $S$  by  $S_N$  is less than (or equal to) the first neglected term. That is,

$$|S - S_N| = |R_N| \leq a_{N+1}.$$

A proof of this theorem is given in Appendix A.



**EXAMPLE 4 Approximating the Sum of an Alternating Series**

••••▶ See [LarsonCalculus.com](http://LarsonCalculus.com) for an interactive version of this type of example.

Approximate the sum of the series by its first six terms.

$$\sum_{n=1}^{\infty} (-1)^{n+1} \left(\frac{1}{n!}\right) = \frac{1}{1!} - \frac{1}{2!} + \frac{1}{3!} - \frac{1}{4!} + \frac{1}{5!} - \frac{1}{6!} + \dots$$

**Solution** The series converges by the Alternating Series Test because

$$\frac{1}{(n+1)!} \leq \frac{1}{n!} \quad \text{and} \quad \lim_{n \rightarrow \infty} \frac{1}{n!} = 0.$$

The sum of the first six terms is

$$S_6 = 1 - \frac{1}{2} + \frac{1}{6} - \frac{1}{24} + \frac{1}{120} - \frac{1}{720} = \frac{91}{144} \approx 0.63194$$

and, by the Alternating Series Remainder, you have

$$|S - S_6| = |R_6| \leq a_7 = \frac{1}{5040} \approx 0.0002.$$

So, the sum  $S$  lies between  $0.63194 - 0.0002$  and  $0.63194 + 0.0002$ , and you have  $0.63174 \leq S \leq 0.63214$ .

**EXAMPLE 5 Finding the Number of Terms**

Determine the number of terms required to approximate the sum of the series with an error of less than 0.001.

$$\sum_{n=1}^{\infty} \frac{(-1)^{n+1}}{n^4}$$

**Solution** By Theorem 9.15, you know that

$$|R_N| \leq a_{N+1} = \frac{1}{(N+1)^4}.$$

For an error of less than 0.001,  $N$  must satisfy the inequality  $1/(N+1)^4 < 0.001$ .

$$\frac{1}{(N+1)^4} < 0.001 \quad \Rightarrow \quad (N+1)^4 > 1000 \quad \Rightarrow \quad N > \sqrt[4]{1000} - 1 \approx 4.6$$

So, you will need at least five terms. Using five terms, the sum is  $S \approx S_5 \approx 0.94754$ , which has an error of less than 0.001. ■

▶ **TECHNOLOGY** Later, using the techniques in Section 9.10, you will be able to show that the series in Example 4 converges to  $\frac{e-1}{e} \approx 0.63212$ . (See Section 9.10, Exercise 58.) For now, try using a graphing utility to obtain an approximation of the sum of the series. How many terms do you need to obtain an approximation that is within 0.00001 of the actual sum?

## Absolute and Conditional Convergence

Occasionally, a series may have both positive and negative terms and not be an alternating series. For instance, the series

$$\sum_{n=1}^{\infty} \frac{\sin n}{n^2} = \frac{\sin 1}{1} + \frac{\sin 2}{4} + \frac{\sin 3}{9} + \dots$$

has both positive and negative terms, yet it is not an alternating series. One way to obtain some information about the convergence of this series is to investigate the convergence of the series

$$\sum_{n=1}^{\infty} \left| \frac{\sin n}{n^2} \right|.$$

By direct comparison, you have  $|\sin n| \leq 1$  for all  $n$ , so

$$\left| \frac{\sin n}{n^2} \right| \leq \frac{1}{n^2}, \quad n \geq 1.$$

Therefore, by the Direct Comparison Test, the series  $\sum |(\sin n)/n^2|$  converges. The next theorem tells you that the original series also converges.

### THEOREM 9.16 Absolute Convergence

If the series  $\sum |a_n|$  converges, then the series  $\sum a_n$  also converges.



**Proof** Because  $0 \leq a_n + |a_n| \leq 2|a_n|$  for all  $n$ , the series

$$\sum_{n=1}^{\infty} (a_n + |a_n|)$$

converges by comparison with the convergent series

$$\sum_{n=1}^{\infty} 2|a_n|.$$

Furthermore, because  $a_n = (a_n + |a_n|) - |a_n|$ , you can write

$$\sum_{n=1}^{\infty} a_n = \sum_{n=1}^{\infty} (a_n + |a_n|) - \sum_{n=1}^{\infty} |a_n|$$

where both series on the right converge. So, it follows that  $\sum a_n$  converges. ■

The converse of Theorem 9.16 is not true. For instance, the **alternating harmonic series**

$$\sum_{n=1}^{\infty} \frac{(-1)^{n+1}}{n} = \frac{1}{1} - \frac{1}{2} + \frac{1}{3} - \frac{1}{4} + \dots$$

converges by the Alternating Series Test. Yet the harmonic series diverges. This type of convergence is called **conditional**.

### Definitions of Absolute and Conditional Convergence

1. The series  $\sum a_n$  is **absolutely convergent** when  $\sum |a_n|$  converges.
2. The series  $\sum a_n$  is **conditionally convergent** when  $\sum a_n$  converges but  $\sum |a_n|$  diverges.

**EXAMPLE 6** Absolute and Conditional Convergence

Determine whether each of the series is convergent or divergent. Classify any convergent series as absolutely or conditionally convergent.

$$\begin{aligned} \text{a. } \sum_{n=0}^{\infty} \frac{(-1)^n n!}{2^n} &= \frac{0!}{2^0} - \frac{1!}{2^1} + \frac{2!}{2^2} - \frac{3!}{2^3} + \cdots \\ \text{b. } \sum_{n=1}^{\infty} \frac{(-1)^n}{\sqrt{n}} &= -\frac{1}{\sqrt{1}} + \frac{1}{\sqrt{2}} - \frac{1}{\sqrt{3}} + \frac{1}{\sqrt{4}} - \cdots \end{aligned}$$

**Solution**

- a.** This is an alternating series, but the Alternating Series Test does not apply because the limit of the  $n$ th term is not zero. By the  $n$ th-Term Test for Divergence, however, you can conclude that this series diverges.
- b.** This series can be shown to be convergent by the Alternating Series Test. Moreover, because the  $p$ -series

$$\sum_{n=1}^{\infty} \left| \frac{(-1)^n}{\sqrt{n}} \right| = \frac{1}{\sqrt{1}} + \frac{1}{\sqrt{2}} + \frac{1}{\sqrt{3}} + \frac{1}{\sqrt{4}} + \cdots$$

diverges, the given series is *conditionally* convergent.

**EXAMPLE 7** Absolute and Conditional Convergence

Determine whether each of the series is convergent or divergent. Classify any convergent series as absolutely or conditionally convergent.

$$\begin{aligned} \text{a. } \sum_{n=1}^{\infty} \frac{(-1)^{n(n+1)/2}}{3^n} &= -\frac{1}{3} - \frac{1}{9} + \frac{1}{27} + \frac{1}{81} - \cdots \\ \text{b. } \sum_{n=1}^{\infty} \frac{(-1)^n}{\ln(n+1)} &= -\frac{1}{\ln 2} + \frac{1}{\ln 3} - \frac{1}{\ln 4} + \frac{1}{\ln 5} - \cdots \end{aligned}$$

**Solution**

- a.** This is *not* an alternating series (the signs change in pairs). However, note that

$$\sum_{n=1}^{\infty} \left| \frac{(-1)^{n(n+1)/2}}{3^n} \right| = \sum_{n=1}^{\infty} \frac{1}{3^n}$$


is a convergent geometric series, with

$$r = \frac{1}{3}.$$

Consequently, by Theorem 9.16, you can conclude that the given series is *absolutely* convergent (and therefore convergent).

- b.** In this case, the Alternating Series Test indicates that the series converges. However, the series

$$\sum_{n=1}^{\infty} \left| \frac{(-1)^n}{\ln(n+1)} \right| = \frac{1}{\ln 2} + \frac{1}{\ln 3} + \frac{1}{\ln 4} + \cdots$$

diverges by direct comparison with the terms of the harmonic series. Therefore, the given series is *conditionally* convergent. 

**FOR FURTHER INFORMATION** To read more about the convergence of alternating harmonic series, see the article “Almost Alternating Harmonic Series” by Curtis Feist and Ramin Naimi in *The College Mathematics Journal*. To view this article, go to [MathArticles.com](http://MathArticles.com).



## Rearrangement of Series

A finite sum such as

$$1 + 3 - 2 + 5 - 4$$

can be rearranged without changing the value of the sum. This is not necessarily true of an infinite series—it depends on whether the series is absolutely convergent or conditionally convergent.

1. If a series is *absolutely convergent*, then its terms can be rearranged in any order without changing the sum of the series.
2. If a series is *conditionally convergent*, then its terms can be rearranged to give a different sum.

The second case is illustrated in Example 8.

### EXAMPLE 8 Rearrangement of a Series

The alternating harmonic series converges to  $\ln 2$ . That is,

$$\sum_{n=1}^{\infty} (-1)^{n+1} \frac{1}{n} = \frac{1}{1} - \frac{1}{2} + \frac{1}{3} - \frac{1}{4} + \cdots = \ln 2. \quad \text{See Exercise 55, Section 9.10.}$$

Rearrange the terms of the series to produce a different sum.

**Solution** Consider the rearrangement below.

$$\begin{aligned} & 1 - \frac{1}{2} - \frac{1}{4} + \frac{1}{3} - \frac{1}{6} - \frac{1}{8} + \frac{1}{5} - \frac{1}{10} - \frac{1}{12} + \frac{1}{7} - \frac{1}{14} - \cdots \\ &= \left(1 - \frac{1}{2}\right) - \frac{1}{4} + \left(\frac{1}{3} - \frac{1}{6}\right) - \frac{1}{8} + \left(\frac{1}{5} - \frac{1}{10}\right) - \frac{1}{12} + \left(\frac{1}{7} - \frac{1}{14}\right) - \cdots \\ &= \frac{1}{2} - \frac{1}{4} + \frac{1}{6} - \frac{1}{8} + \frac{1}{10} - \frac{1}{12} + \frac{1}{14} - \cdots \\ &= \frac{1}{2} \left(1 - \frac{1}{2} + \frac{1}{3} - \frac{1}{4} + \frac{1}{5} - \frac{1}{6} + \frac{1}{7} - \cdots\right) \\ &= \frac{1}{2} (\ln 2) \end{aligned}$$

By rearranging the terms, you obtain a sum that is half the original sum. ■

### Exploration

In Example 8, you learned that the alternating harmonic series

$$\sum_{n=1}^{\infty} (-1)^{n+1} \frac{1}{n} = 1 - \frac{1}{2} + \frac{1}{3} - \frac{1}{4} + \frac{1}{5} - \frac{1}{6} + \cdots$$

converges to  $\ln 2 \approx 0.693$ . Rearrangement of the terms of the series produces a different sum,  $\frac{1}{2} \ln 2 \approx 0.347$ .

In this exploration, you will rearrange the terms of the alternating harmonic series in such a way that two positive terms follow each negative term. That is,

$$1 - \frac{1}{2} + \frac{1}{3} + \frac{1}{5} - \frac{1}{4} + \frac{1}{7} + \frac{1}{9} - \frac{1}{6} + \frac{1}{11} + \cdots$$

Now calculate the partial sums  $S_4$ ,  $S_7$ ,  $S_{10}$ ,  $S_{13}$ ,  $S_{16}$ , and  $S_{19}$ . Then estimate the sum of this series to three decimal places.

**FOR FURTHER INFORMATION** Georg Friedrich Bernhard Riemann (1826–1866) proved that if  $\sum a_n$  is conditionally convergent and  $S$  is any real number, then the terms of the series can be rearranged to converge to  $S$ . For more on this topic, see the article “Riemann’s Rearrangement Theorem” by Stewart Galanor in *Mathematics Teacher*. To view this article, go to [MathArticles.com](http://MathArticles.com).

## 9.5 Exercises

See [CalcChat.com](http://CalcChat.com) for tutorial help and worked-out solutions to odd-numbered exercises.

## CONCEPT CHECK

- Alternating Series** An alternating series does not meet the first condition of the Alternating Series Test. What can you conclude about the convergence or divergence of the series? Explain.
- Alternating Series Remainder** What is the remainder of a convergent alternating series whose sum is approximated by the first  $N$  terms?
- Absolute and Conditional Convergence** In your own words, describe the difference between absolute and conditional convergence of an alternating series.
- Rearrangement of Series** Does rearranging the terms of a convergent series change the sum of the series? Explain.

 **Numerical and Graphical Analysis** In Exercises 5–8, explore the Alternating Series Remainder.

- (a) Use a graphing utility to find the indicated partial sum  $S_n$  and complete the table.

$n$	1	2	3	4	5	6	7	8	9	10
$S_n$										

- (b) Use a graphing utility to graph the first 10 terms of the sequence of partial sums and a horizontal line representing the sum.
- (c) What pattern exists between the plot of the successive points in part (b) relative to the horizontal line representing the sum of the series? Do the distances between the successive points and the horizontal line increase or decrease?
- (d) Discuss the relationship between the answers in part (c) and the Alternating Series Remainder as given in Theorem 9.15.

$$5. \sum_{n=1}^{\infty} \frac{(-1)^{n-1}}{2n-1} = \frac{\pi}{4}$$

$$6. \sum_{n=1}^{\infty} \frac{(-1)^{n-1}}{(n-1)!} = \frac{1}{e}$$

$$7. \sum_{n=1}^{\infty} \frac{(-1)^{n-1}}{n^2} = \frac{\pi^2}{12}$$

$$8. \sum_{n=1}^{\infty} \frac{(-1)^{n-1}}{(2n-1)!} = \sin 1$$



**Determining Convergence or Divergence** In Exercises 9–30, determine the convergence or divergence of the series.

$$9. \sum_{n=1}^{\infty} \frac{(-1)^{n+1}}{n+1}$$

$$10. \sum_{n=1}^{\infty} \frac{(-1)^{n+1} n}{3n+2}$$

$$11. \sum_{n=1}^{\infty} \frac{(-1)^n}{3^n}$$

$$12. \sum_{n=1}^{\infty} \frac{(-1)^n}{e^n}$$

$$13. \sum_{n=1}^{\infty} \frac{(-1)^n(5n-1)}{4n+1}$$

$$14. \sum_{n=1}^{\infty} \frac{(-1)^{n+1} n}{n^2+5}$$

$$15. \sum_{n=1}^{\infty} \frac{(-1)^n n}{\ln(n+1)}$$

$$16. \sum_{n=1}^{\infty} \frac{(-1)^n}{\ln(n+1)}$$

$$17. \sum_{n=1}^{\infty} \frac{(-1)^n}{\sqrt{n}}$$

$$18. \sum_{n=1}^{\infty} \frac{(-1)^{n+1} n^2}{n^2+4}$$

$$19. \sum_{n=1}^{\infty} \frac{(-1)^{n+1}(n+1)}{\ln(n+1)}$$

$$20. \sum_{n=1}^{\infty} \frac{(-1)^{n+1} \ln(n+1)}{n+1}$$

$$21. \sum_{n=1}^{\infty} \sin \frac{(2n-1)\pi}{2}$$

$$22. \sum_{n=1}^{\infty} \frac{1}{n} \cos n\pi$$

$$23. \sum_{n=0}^{\infty} \frac{(-1)^n}{n!}$$

$$24. \sum_{n=0}^{\infty} \frac{(-1)^n}{(2n+1)!}$$

$$25. \sum_{n=1}^{\infty} \frac{(-1)^{n+1} \sqrt{n}}{n+2}$$

$$26. \sum_{n=1}^{\infty} \frac{(-1)^{n+1} \sqrt{n}}{\sqrt[3]{n}}$$

$$27. \sum_{n=1}^{\infty} \frac{(-1)^{n+1} n!}{1 \cdot 3 \cdot 5 \cdots (2n-1)}$$

$$28. \sum_{n=1}^{\infty} (-1)^{n+1} \frac{1 \cdot 3 \cdot 5 \cdots (2n-1)}{1 \cdot 4 \cdot 7 \cdots (3n-2)}$$

$$29. \sum_{n=1}^{\infty} \frac{2(-1)^{n+1}}{e^n - e^{-n}} = \sum_{n=1}^{\infty} (-1)^{n+1} \operatorname{csch} n$$

$$30. \sum_{n=1}^{\infty} \frac{2(-1)^{n+1}}{e^n + e^{-n}} = \sum_{n=1}^{\infty} (-1)^{n+1} \operatorname{sech} n$$



**Approximating the Sum of an Alternating Series** In Exercises 31–34, approximate the sum of the series by using the first six terms. (See Example 4.)

$$31. \sum_{n=0}^{\infty} \frac{(-1)^n 5}{n!}$$

$$32. \sum_{n=1}^{\infty} \frac{(-1)^{n+1} 4}{\ln(n+1)}$$

$$33. \sum_{n=1}^{\infty} \frac{(-1)^{n+1} 2}{n^3}$$

$$34. \sum_{n=1}^{\infty} \frac{(-1)^{n+1} n}{3^n}$$



**Finding the Number of Terms** In Exercises 35–40, use Theorem 9.15 to determine the number of terms required to approximate the sum of the series with an error of less than 0.001.

$$35. \sum_{n=1}^{\infty} \frac{(-1)^{n+1}}{n^3}$$

$$36. \sum_{n=1}^{\infty} \frac{(-1)^{n+1}}{n^2}$$

$$37. \sum_{n=1}^{\infty} \frac{(-1)^{n+1}}{2n^3-1}$$

$$38. \sum_{n=1}^{\infty} \frac{(-1)^{n+1}}{n^5}$$

$$39. \sum_{n=0}^{\infty} \frac{(-1)^n}{n!}$$

$$40. \sum_{n=0}^{\infty} \frac{(-1)^n}{(2n)!}$$



**Determining Absolute and Conditional Convergence** In Exercises 41–58, determine whether the series converges absolutely or conditionally, or diverges.

$$41. \sum_{n=1}^{\infty} \frac{(-1)^n}{2^n}$$

$$42. \sum_{n=1}^{\infty} \frac{(-1)^{n+1}}{n^2}$$

$$43. \sum_{n=1}^{\infty} \frac{(-1)^n}{n!}$$

$$44. \sum_{n=1}^{\infty} \frac{(-1)^{n+1}}{n+3}$$

45.  $\sum_{n=1}^{\infty} \frac{(-1)^{n+1}}{\sqrt{n}}$       46.  $\sum_{n=1}^{\infty} \frac{(-1)^{n+1}}{n\sqrt{n}}$   
 47.  $\sum_{n=1}^{\infty} \frac{(-1)^{n+1}n^2}{(n+1)^2}$       48.  $\sum_{n=1}^{\infty} \frac{(-1)^{n+1}n}{5n+1}$   
 49.  $\sum_{n=2}^{\infty} \frac{(-1)^n}{n \ln n}$       50.  $\sum_{n=0}^{\infty} (-1)^n e^{-n^2}$   
 51.  $\sum_{n=2}^{\infty} \frac{(-1)^n n}{n^3 - 5}$       52.  $\sum_{n=1}^{\infty} \frac{(-1)^{n+1}}{n^{4/3}}$   
 53.  $\sum_{n=0}^{\infty} \frac{(-1)^n}{(2n+1)!}$       54.  $\sum_{n=0}^{\infty} \frac{(-1)^n}{\sqrt{n+4}}$   
 55.  $\sum_{n=0}^{\infty} \frac{\cos n\pi}{n+1}$       56.  $\sum_{n=1}^{\infty} (-1)^{n+1} \arctan n$   
 57.  $\sum_{n=1}^{\infty} \frac{\cos(n\pi/3)}{n^2}$       58.  $\sum_{n=1}^{\infty} \frac{\sin[(2n-1)\pi/2]}{n}$

**EXPLORING CONCEPTS**

59. **Alternating Series** Determine whether  $S_{50}$  is an underestimate or an overestimate of the sum of the alternating series below. Explain.

$$\sum_{n=1}^{\infty} \frac{(-1)^n}{n}$$

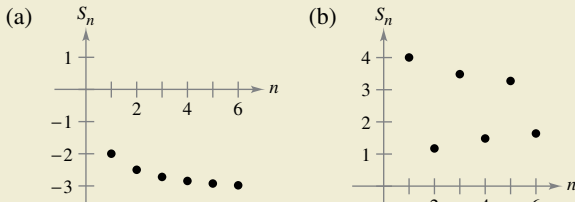
60. **Alternating Series** Give an example of convergent alternating series  $\sum a_n$  and  $\sum b_n$  such that  $\sum a_n b_n$  diverges.

61. **Think About It** Do you agree with the following statements? Why or why not?

- (a) If both  $\sum a_n$  and  $\sum (-a_n)$  converge, then  $\sum |a_n|$  converges.  
 (b) If  $\sum a_n$  diverges, then  $\sum |a_n|$  diverges.



62. **HOW DO YOU SEE IT?** The graphs of the sequences of partial sums of two series are shown in the figures. Which graph represents the partial sums of an alternating series? Explain.



**Finding Values** In Exercises 63 and 64, find the values of  $p$  for which the series converges.

63.  $\sum_{n=1}^{\infty} (-1)^n \left(\frac{1}{n^p}\right)$       64.  $\sum_{n=1}^{\infty} (-1)^n \left(\frac{1}{n+p}\right)$

65. **Proof** Prove that if  $\sum |a_n|$  converges, then  $\sum a_n^2$  converges. Is the converse true? If not, give an example that shows it is false.

66. **Finding a Series** Use the result of Exercise 63 to give an example of an alternating  $p$ -series that converges but whose corresponding  $p$ -series diverges.

67. **Finding a Series** Give an example of a series that demonstrates the statement you proved in Exercise 65.

68. **Finding Values** Find all values of  $x$  for which the series  $\sum (x^n/n)$  (a) converges absolutely and (b) converges conditionally.

**Using a Series** In Exercises 69 and 70, use the given series.

(a) Does the series meet the conditions of Theorem 9.14? Explain why or why not.

(b) Does the series converge? If so, what is the sum?

69.  $\frac{1}{2} - \frac{1}{3} + \frac{1}{4} - \frac{1}{9} + \frac{1}{8} - \frac{1}{27} + \dots + \frac{1}{2^n} - \frac{1}{3^n} + \dots$

70.  $\sum_{n=1}^{\infty} (-1)^{n+1} a_n, a_n = \begin{cases} \frac{1}{\sqrt{n}}, & \text{if } n \text{ is odd} \\ \frac{1}{n^3}, & \text{if } n \text{ is even} \end{cases}$

**Review** In Exercises 71–80, determine the convergence or divergence of the series and identify the test used.

71.  $\sum_{n=1}^{\infty} \frac{8}{\sqrt[3]{n}}$       72.  $\sum_{n=1}^{\infty} \frac{3n+5}{n^3+2n^2+4}$   
 73.  $\sum_{n=1}^{\infty} \frac{3^n}{n^2}$       74.  $\sum_{n=1}^{\infty} \frac{1}{6^n-5}$   
 75.  $\sum_{n=1}^{\infty} \left(\frac{9}{8}\right)^n$       76.  $\sum_{n=1}^{\infty} \frac{2n^2}{(n+1)^2}$   
 77.  $\sum_{n=1}^{\infty} 100e^{-n/2}$       78.  $\sum_{n=0}^{\infty} \frac{(-1)^n}{n+4}$   
 79.  $\sum_{n=1}^{\infty} \frac{(-1)^{n+1}4}{3n^2-1}$       80.  $\sum_{n=2}^{\infty} \frac{\ln n}{n}$

81. **Describing an Error** The following argument, that  $0 = 1$ , is *incorrect*. Describe the error.

$$\begin{aligned} 0 &= 0 + 0 + 0 + \dots \\ &= (1 - 1) + (1 - 1) + (1 - 1) + \dots \\ &= 1 + (-1 + 1) + (-1 + 1) + \dots \\ &= 1 + 0 + 0 + \dots \\ &= 1 \end{aligned}$$

**PUTNAM EXAM CHALLENGE**

82. Assume as known the (true) fact that the alternating harmonic series

$$(1) \quad 1 - \frac{1}{2} + \frac{1}{3} - \frac{1}{4} + \frac{1}{5} - \frac{1}{6} + \frac{1}{7} - \frac{1}{8} + \dots$$

is convergent, and denote its sum by  $s$ . Rearrange the series (1) as follows:

$$(2) \quad 1 + \frac{1}{3} - \frac{1}{2} + \frac{1}{5} + \frac{1}{7} - \frac{1}{4} + \frac{1}{9} + \frac{1}{11} - \frac{1}{6} + \dots$$

Assume as known the (true) fact that the series (2) is also convergent, and denote its sum by  $S$ . Denote by  $s_k, S_k$  the  $k$ th partial sum of the series (1) and (2), respectively. Prove the following statements.

- (i)  $S_{3n} = s_{4n} + \frac{1}{2}s_{2n}$       (ii)  $S \neq s$

This problem was composed by the Committee on the Putnam Prize Competition. © The Mathematical Association of America. All rights reserved.

# 9.6 The Ratio and Root Tests

- Use the Ratio Test to determine whether a series converges or diverges.
- Use the Root Test to determine whether a series converges or diverges.
- Review the tests for convergence and divergence of an infinite series.

## The Ratio Test

This section begins with a test for absolute convergence—the **Ratio Test**.

### THEOREM 9.17 Ratio Test



Let  $\sum a_n$  be a series with nonzero terms.

1. The series  $\sum a_n$  converges absolutely when  $\lim_{n \rightarrow \infty} \left| \frac{a_{n+1}}{a_n} \right| < 1$ .
2. The series  $\sum a_n$  diverges when  $\lim_{n \rightarrow \infty} \left| \frac{a_{n+1}}{a_n} \right| > 1$  or  $\lim_{n \rightarrow \infty} \left| \frac{a_{n+1}}{a_n} \right| = \infty$ .
3. The Ratio Test is inconclusive when  $\lim_{n \rightarrow \infty} \left| \frac{a_{n+1}}{a_n} \right| = 1$ .

•••••▶  
 • **REMARK** The Ratio Test is always inconclusive for any  $p$ -series.

**Proof** To prove Property 1, assume that

$$\lim_{n \rightarrow \infty} \left| \frac{a_{n+1}}{a_n} \right| = r < 1$$

and choose  $R$  such that  $0 \leq r < R < 1$ . By the definition of the limit of a sequence, there exists some  $N > 0$  such that  $|a_{n+1}/a_n| < R$  for all  $n > N$ . Therefore, you can write the following inequalities.

$$\begin{aligned} |a_{N+1}| &< |a_N|R \\ |a_{N+2}| &< |a_{N+1}|R < |a_N|R^2 \\ |a_{N+3}| &< |a_{N+2}|R < |a_{N+1}|R^2 < |a_N|R^3 \\ &\vdots \end{aligned}$$

The geometric series  $\sum_{n=1}^{\infty} |a_N|R^n = |a_N|R + |a_N|R^2 + \cdots + |a_N|R^n + \cdots$  converges, and so, by the Direct Comparison Test, the series

$$\sum_{n=1}^{\infty} |a_{N+n}| = |a_{N+1}| + |a_{N+2}| + \cdots + |a_{N+n}| + \cdots$$

also converges. This in turn implies that the series  $\sum |a_n|$  converges, because discarding a finite number of terms ( $n = N - 1$ ) does not affect convergence. Consequently, by Theorem 9.16, the series  $\sum a_n$  converges absolutely. The proof of Property 2 is similar and is left as an exercise (see Exercise 97). ■

The fact that the Ratio Test is inconclusive when  $|a_{n+1}/a_n| \rightarrow 1$  can be seen by comparing the two series  $\sum (1/n)$  and  $\sum (1/n^2)$ . The first series diverges and the second one converges, but in both cases

$$\lim_{n \rightarrow \infty} \left| \frac{a_{n+1}}{a_n} \right| = 1.$$

Although the Ratio Test is not a cure for all ills related to testing for convergence, it is particularly useful for series that *converge rapidly*. Series involving factorials or exponentials are frequently of this type.

**EXAMPLE 1** Using the Ratio Test

Determine the convergence or divergence of

$$\sum_{n=0}^{\infty} \frac{2^n}{n!}$$

**Solution** Recall from Section 9.1 that the factorial function grows faster than any exponential function. So, you expect this series to converge. Because

$$a_n = \frac{2^n}{n!}$$

you can write the following.

$$\begin{aligned} \lim_{n \rightarrow \infty} \left| \frac{a_{n+1}}{a_n} \right| &= \lim_{n \rightarrow \infty} \left[ \frac{2^{n+1}}{(n+1)!} \div \frac{2^n}{n!} \right] \\ &= \lim_{n \rightarrow \infty} \left[ \frac{2^{n+1}}{(n+1)!} \cdot \frac{n!}{2^n} \right] \\ &= \lim_{n \rightarrow \infty} \frac{2}{n+1} \\ &= 0 < 1 \end{aligned}$$

This series converges because the limit of  $|a_{n+1}/a_n|$  is less than 1.

••••• **REMARK** A step frequently used in applications of the Ratio Test involves simplifying quotients of factorials. In Example 1, for instance, notice that

$$\frac{n!}{(n+1)!} = \frac{n!}{(n+1)n!} = \frac{1}{n+1}$$

**EXAMPLE 2** Using the Ratio Test

Determine whether each series converges or diverges.

- a.  $\sum_{n=0}^{\infty} \frac{n^2 2^{n+1}}{3^n}$       b.  $\sum_{n=1}^{\infty} \frac{n^n}{n!}$

**Solution**

a. This series converges because the limit of  $|a_{n+1}/a_n|$  is less than 1.

$$\begin{aligned} \lim_{n \rightarrow \infty} \left| \frac{a_{n+1}}{a_n} \right| &= \lim_{n \rightarrow \infty} \left[ (n+1)^2 \left( \frac{2^{n+2}}{3^{n+1}} \right) \left( \frac{3^n}{n^2 2^{n+1}} \right) \right] \\ &= \lim_{n \rightarrow \infty} \frac{2(n+1)^2}{3n^2} \\ &= \frac{2}{3} < 1 \end{aligned}$$

b. This series diverges because the limit of  $|a_{n+1}/a_n|$  is greater than 1.

$$\begin{aligned} \lim_{n \rightarrow \infty} \left| \frac{a_{n+1}}{a_n} \right| &= \lim_{n \rightarrow \infty} \left[ \frac{(n+1)^{n+1}}{(n+1)!} \left( \frac{n!}{n^n} \right) \right] \\ &= \lim_{n \rightarrow \infty} \left[ \frac{(n+1)^{n+1}}{(n+1)} \left( \frac{1}{n^n} \right) \right] \\ &= \lim_{n \rightarrow \infty} \frac{(n+1)^n}{n^n} \\ &= \lim_{n \rightarrow \infty} \left( 1 + \frac{1}{n} \right)^n \\ &= e > 1 \end{aligned}$$

**EXAMPLE 3** A Failure of the Ratio Test

•••▶ See [LarsonCalculus.com](http://LarsonCalculus.com) for an interactive version of this type of example.

Determine the convergence or divergence of

$$\sum_{n=1}^{\infty} (-1)^n \frac{\sqrt{n}}{n+1}.$$

**Solution** The limit of  $|a_{n+1}/a_n|$  is equal to 1.

$$\begin{aligned} \lim_{n \rightarrow \infty} \left| \frac{a_{n+1}}{a_n} \right| &= \lim_{n \rightarrow \infty} \left[ \left( \frac{\sqrt{n+1}}{n+2} \right) \left( \frac{n+1}{\sqrt{n}} \right) \right] \\ &= \lim_{n \rightarrow \infty} \left[ \sqrt{\frac{n+1}{n}} \left( \frac{n+1}{n+2} \right) \right] \\ &= \sqrt{1} (1) \\ &= 1 \end{aligned}$$

So, the Ratio Test is inconclusive. To determine whether the series converges, you need to try a different test. In this case, you can apply the Alternating Series Test. To show that  $a_{n+1} \leq a_n$ , let

$$f(x) = \frac{\sqrt{x}}{x+1}.$$

Then the derivative is

$$f'(x) = \frac{-x+1}{2\sqrt{x}(x+1)^2}.$$

Because the derivative is negative for  $x > 1$ , you know that  $f$  is a decreasing function. Also, by L'Hôpital's Rule,

$$\begin{aligned} \lim_{x \rightarrow \infty} \frac{\sqrt{x}}{x+1} &= \lim_{x \rightarrow \infty} \frac{1/(2\sqrt{x})}{1} \\ &= \lim_{x \rightarrow \infty} \frac{1}{2\sqrt{x}} \\ &= 0. \end{aligned}$$

Therefore, by the Alternating Series Test, the series converges. 

The series in Example 3 is *conditionally convergent*. This follows from the fact that the series

$$\sum_{n=1}^{\infty} |a_n|$$

diverges (by the Limit Comparison Test with  $\sum 1/\sqrt{n}$ ), but the series

$$\sum_{n=1}^{\infty} a_n$$

converges.

▶ **TECHNOLOGY** A graphing utility can reinforce the conclusion that the series in Example 3 converges *conditionally*. By adding the first 100 terms of the series, you obtain a sum of about  $-0.2$ . (The sum of the first 100 terms of the series  $\sum |a_n|$  is about 17.)

## The Root Test

The next test for convergence or divergence of series works especially well for series involving  $n$ th powers. The proof of this theorem is similar to the proof given for the Ratio Test and is left as an exercise (see Exercise 98).

.....▷  
 • **REMARK** The Root Test is always inconclusive for any  $p$ -series.

### THEOREM 9.18 Root Test

1. The series  $\sum a_n$  converges absolutely when  $\lim_{n \rightarrow \infty} \sqrt[n]{|a_n|} < 1$ .
2. The series  $\sum a_n$  diverges when  $\lim_{n \rightarrow \infty} \sqrt[n]{|a_n|} > 1$  or  $\lim_{n \rightarrow \infty} \sqrt[n]{|a_n|} = \infty$ .
3. The Root Test is inconclusive when  $\lim_{n \rightarrow \infty} \sqrt[n]{|a_n|} = 1$ .

### EXAMPLE 4 Using the Root Test

Determine the convergence or divergence of

$$\sum_{n=1}^{\infty} \frac{e^{2n}}{n^n}.$$

**Solution** You can apply the Root Test as follows.

$$\begin{aligned} \lim_{n \rightarrow \infty} \sqrt[n]{|a_n|} &= \lim_{n \rightarrow \infty} \sqrt[n]{\frac{e^{2n}}{n^n}} \\ &= \lim_{n \rightarrow \infty} \frac{e^{2n/n}}{n^{n/n}} \\ &= \lim_{n \rightarrow \infty} \frac{e^2}{n} \\ &= 0 < 1 \end{aligned}$$

Because this limit is less than 1, you can conclude that the series converges absolutely (and therefore converges). ■

To see the usefulness of the Root Test for the series in Example 4, try applying the Ratio Test to that series. When you do this, you obtain the following.

$$\begin{aligned} \lim_{n \rightarrow \infty} \left| \frac{a_{n+1}}{a_n} \right| &= \lim_{n \rightarrow \infty} \left[ \frac{e^{2(n+1)}}{(n+1)^{n+1}} \div \frac{e^{2n}}{n^n} \right] \\ &= \lim_{n \rightarrow \infty} \left[ \frac{e^{2(n+1)}}{(n+1)^{n+1}} \cdot \frac{n^n}{e^{2n}} \right] \\ &= \lim_{n \rightarrow \infty} e^2 \frac{n^n}{(n+1)^{n+1}} \\ &= \lim_{n \rightarrow \infty} e^2 \left( \frac{n}{n+1} \right)^n \left( \frac{1}{n+1} \right) \\ &= 0 \end{aligned}$$

Note that this limit is not as easily evaluated as the limit obtained by the Root Test in Example 4.

■ **FOR FURTHER INFORMATION** For more information on the usefulness of the Root Test, see the article “ $N!$  and the Root Test” by Charles C. Mumma II in *The American Mathematical Monthly*. To view this article, go to [MathArticles.com](http://MathArticles.com).

## Strategies for Testing Series

You have now studied 10 tests for determining the convergence or divergence of an infinite series. (See the summary in the table on the next page.) Skill in choosing and applying the various tests will come only with practice. Below is a set of guidelines for choosing an appropriate test.

### GUIDELINES FOR TESTING A SERIES FOR CONVERGENCE OR DIVERGENCE

1. Does the  $n$ th term approach 0? If not, the series diverges.
2. Is the series one of the special types—geometric,  $p$ -series, telescoping, or alternating?
3. Can the Integral Test, the Root Test, or the Ratio Test be applied?
4. Can the series be compared favorably to one of the special types?

In some instances, more than one test is applicable. However, your objective should be to learn to choose the most efficient test.

### EXAMPLE 5

### Applying the Strategies for Testing Series

Determine the convergence or divergence of each series.

$$\begin{array}{lll} \text{a. } \sum_{n=1}^{\infty} \frac{n+1}{3n+1} & \text{b. } \sum_{n=1}^{\infty} \left(\frac{\pi}{6}\right)^n & \text{c. } \sum_{n=1}^{\infty} ne^{-n^2} \\ \text{d. } \sum_{n=1}^{\infty} \frac{1}{3n+1} & \text{e. } \sum_{n=1}^{\infty} (-1)^n \frac{3}{4n+1} & \text{f. } \sum_{n=1}^{\infty} \frac{n!}{10^n} \\ \text{g. } \sum_{n=1}^{\infty} \left(\frac{n+1}{2n+1}\right)^n & & \end{array}$$

### Solution

- a.** For this series, the limit of the  $n$ th term is not 0 ( $a_n \rightarrow \frac{1}{3}$  as  $n \rightarrow \infty$ ). So, by the  $n$ th-Term Test, the series diverges.
- b.** This series is geometric. Moreover, because the ratio of the terms

$$r = \frac{\pi}{6}$$

is less than 1 in absolute value, you can conclude that the series converges.

- c.** Because the function

$$f(x) = xe^{-x^2}$$

is easily integrated, you can use the Integral Test to conclude that the series converges.

- d.** The  $n$ th term of this series can be compared to the  $n$ th term of the harmonic series. After using the Limit Comparison Test, you can conclude that the series diverges.
- e.** This is an alternating series whose  $n$ th term approaches 0. Because  $a_{n+1} \leq a_n$ , you can use the Alternating Series Test to conclude that the series converges.
- f.** The  $n$ th term of this series involves a factorial, which indicates that the Ratio Test may work well. After applying the Ratio Test, you can conclude that the series diverges.
- g.** The  $n$ th term of this series involves a variable that is raised to the  $n$ th power, which indicates that the Root Test may work well. After applying the Root Test, you can conclude that the series converges. ■



## SUMMARY OF TESTS FOR SERIES

Test	Series	Condition(s) of Convergence	Condition(s) of Divergence	Comment
<i>n</i> th-Term	$\sum_{n=1}^{\infty} a_n$		$\lim_{n \rightarrow \infty} a_n \neq 0$	This test cannot be used to show convergence.
Geometric Series ( $r \neq 0$ )	$\sum_{n=0}^{\infty} ar^n$	$ r  < 1$	$ r  \geq 1$	Sum: $S = \frac{a}{1-r}$
Telescoping Series	$\sum_{n=1}^{\infty} (b_n - b_{n+1})$	$\lim_{n \rightarrow \infty} b_n = L$		Sum: $S = b_1 - L$
<i>p</i> -Series	$\sum_{n=1}^{\infty} \frac{1}{n^p}$	$p > 1$	$0 < p \leq 1$	
Alternating Series ( $a_n > 0$ )	$\sum_{n=1}^{\infty} (-1)^{n-1} a_n$	$a_{n+1} \leq a_n$ and $\lim_{n \rightarrow \infty} a_n = 0$		Remainder: $ R_N  \leq a_{N+1}$
Integral ( $f$ is continuous, positive, and decreasing)	$\sum_{n=1}^{\infty} a_n$ , $a_n = f(n) \geq 0$	$\int_1^{\infty} f(x) dx$ converges	$\int_1^{\infty} f(x) dx$ diverges	Remainder: $0 < R_N < \int_N^{\infty} f(x) dx$
Root	$\sum_{n=1}^{\infty} a_n$	$\lim_{n \rightarrow \infty} \sqrt[n]{ a_n } < 1$	$\lim_{n \rightarrow \infty} \sqrt[n]{ a_n } > 1$ or $= \infty$	Test is inconclusive when $\lim_{n \rightarrow \infty} \sqrt[n]{ a_n } = 1$ .
Ratio	$\sum_{n=1}^{\infty} a_n$	$\lim_{n \rightarrow \infty} \left  \frac{a_{n+1}}{a_n} \right  < 1$	$\lim_{n \rightarrow \infty} \left  \frac{a_{n+1}}{a_n} \right  > 1$ or $= \infty$	Test is inconclusive when $\lim_{n \rightarrow \infty} \left  \frac{a_{n+1}}{a_n} \right  = 1$ .
Direct Comparison ( $a_n, b_n > 0$ )	$\sum_{n=1}^{\infty} a_n$	$0 < a_n \leq b_n$ and $\sum_{n=1}^{\infty} b_n$ converges	$0 < b_n \leq a_n$ and $\sum_{n=1}^{\infty} b_n$ diverges	
Limit Comparison ( $a_n, b_n > 0$ )	$\sum_{n=1}^{\infty} a_n$	$\lim_{n \rightarrow \infty} \frac{a_n}{b_n} = L > 0$ and $\sum_{n=1}^{\infty} b_n$ converges	$\lim_{n \rightarrow \infty} \frac{a_n}{b_n} = L > 0$ and $\sum_{n=1}^{\infty} b_n$ diverges	

# 9.6 Exercises

See [CalcChat.com](http://CalcChat.com) for tutorial help and worked-out solutions to odd-numbered exercises.

### CONCEPT CHECK

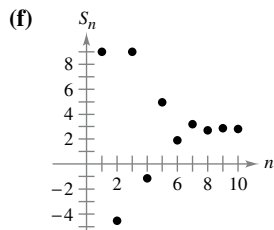
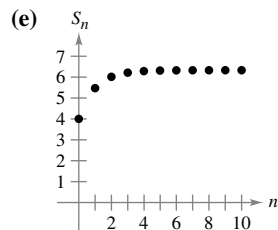
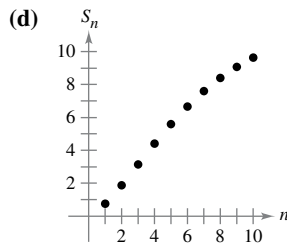
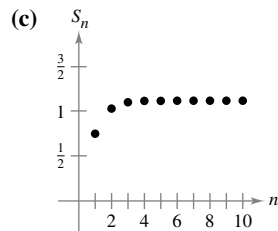
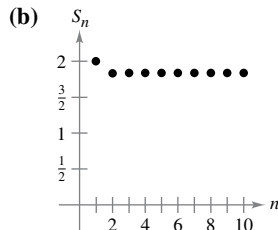
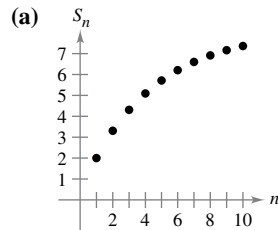
**Ratio and Root Tests** In Exercises 1–6, what can you conclude about the convergence or divergence of  $\sum a_n$ ?

1.  $\lim_{n \rightarrow \infty} \left| \frac{a_{n+1}}{a_n} \right| = 0$
2.  $\lim_{n \rightarrow \infty} \left| \frac{a_{n+1}}{a_n} \right| = 1$
3.  $\lim_{n \rightarrow \infty} \left| \frac{a_{n+1}}{a_n} \right| = \frac{3}{2}$
4.  $\lim_{n \rightarrow \infty} \sqrt[n]{|a_n|} = 2$
5.  $\lim_{n \rightarrow \infty} \sqrt[n]{|a_n|} = 1$
6.  $\lim_{n \rightarrow \infty} \sqrt[n]{|a_n|} = e$

**Verifying a Formula** In Exercises 7 and 8, verify the formula.

7.  $\frac{9^{n+1}(n-1)!}{9^n(n-2)!} = 9(n-1)$
8.  $\frac{(2k-2)!}{(2k)!} = \frac{1}{(2k)(2k-1)}$

**Matching** In Exercises 9–14, match the series with the graph of its sequence of partial sums. [The graphs are labeled (a), (b), (c), (d), (e), and (f).]



9.  $\sum_{n=1}^{\infty} n \left( \frac{3}{4} \right)^n$
11.  $\sum_{n=1}^{\infty} \frac{(-3)^{n+1}}{n!}$
13.  $\sum_{n=1}^{\infty} \left( \frac{4n}{5n-3} \right)^n$

10.  $\sum_{n=1}^{\infty} \left( \frac{3}{4} \right)^n \left( \frac{1}{n!} \right)$
12.  $\sum_{n=1}^{\infty} \frac{(-1)^{n-1} 4}{(2n)!}$
14.  $\sum_{n=0}^{\infty} 4e^{-n}$

**Numerical, Graphical, and Analytic Analysis** In Exercises 15 and 16, (a) use the Ratio Test to verify that the series converges, (b) use a graphing utility to find the indicated partial sum  $S_n$  and complete the table, (c) use a graphing utility to graph the first 10 terms of the sequence of partial sums, (d) use the table to estimate the sum of the series, and (e) explain the relationship between the magnitudes of the terms of the series and the rate at which the sequence of partial sums approaches the sum of the series.

$n$	5	10	15	20	25
$S_n$					

15.  $\sum_{n=1}^{\infty} n^3 \left( \frac{1}{2} \right)^n$
16.  $\sum_{n=1}^{\infty} \frac{n^2 + 1}{n!}$



**Using the Ratio Test** In Exercises 17–38, use the Ratio Test to determine the convergence or divergence of the series. If the Ratio Test is inconclusive, determine the convergence or divergence of the series using other methods.

17.  $\sum_{n=1}^{\infty} \frac{1}{8^n}$
18.  $\sum_{n=1}^{\infty} \frac{5}{n!}$
19.  $\sum_{n=1}^{\infty} \frac{(n-1)!}{4^n}$
20.  $\sum_{n=0}^{\infty} \frac{2^n}{(n+2)!}$
21.  $\sum_{n=0}^{\infty} (n+2) \left( \frac{9}{7} \right)^{n+1}$
22.  $\sum_{n=1}^{\infty} n^2 \left( \frac{5}{6} \right)^n$
23.  $\sum_{n=1}^{\infty} \frac{9^n}{n^5}$
24.  $\sum_{n=0}^{\infty} \frac{6^n}{(n+1)^3}$
25.  $\sum_{n=1}^{\infty} \frac{n^3}{3^n}$
26.  $\sum_{n=1}^{\infty} \frac{(-1)^{n+1}(n+2)}{n(n+1)}$
27.  $\sum_{n=0}^{\infty} \frac{(-1)^n 2^n}{n!}$
28.  $\sum_{n=1}^{\infty} \frac{(-1)^{n-1} (3/2)^n}{n^2}$
29.  $\sum_{n=1}^{\infty} \frac{n^2}{(n+1)(n^2+2)}$
30.  $\sum_{n=1}^{\infty} \frac{(2n)!}{n^5}$
31.  $\sum_{n=0}^{\infty} \frac{e^n}{n!}$
32.  $\sum_{n=1}^{\infty} \frac{n!}{n^n}$
33.  $\sum_{n=0}^{\infty} \frac{6^n}{(n+1)^n}$
34.  $\sum_{n=0}^{\infty} \frac{(n!)^2}{(3n)!}$
35.  $\sum_{n=0}^{\infty} \frac{5^n}{2^n + 1}$
36.  $\sum_{n=0}^{\infty} \frac{(-1)^n 2^{4n}}{(2n+1)!}$
37.  $\sum_{n=0}^{\infty} \frac{(-1)^{n+1} n!}{1 \cdot 3 \cdot 5 \cdot \dots \cdot (2n+1)}$
38.  $\sum_{n=1}^{\infty} \frac{(-1)^n [2 \cdot 4 \cdot 6 \cdot \dots \cdot (2n)]}{2 \cdot 5 \cdot 8 \cdot \dots \cdot (3n-1)}$



**Using the Root Test** In Exercises 39–52, use the Root Test to determine the convergence or divergence of the series.

39. 
$$\sum_{n=1}^{\infty} \left( \frac{n}{2n+1} \right)^n$$

41. 
$$\sum_{n=1}^{\infty} \left( \frac{3n+2}{n+3} \right)^n$$

43. 
$$\sum_{n=2}^{\infty} \frac{(-1)^n}{(\ln n)^n}$$

45. 
$$\sum_{n=1}^{\infty} (2^{\sqrt{n}} + 1)^n$$

47. 
$$\sum_{n=1}^{\infty} \frac{n}{3^n}$$

49. 
$$\sum_{n=1}^{\infty} \left( \frac{1}{n} - \frac{1}{n^2} \right)^n$$

51. 
$$\sum_{n=2}^{\infty} \frac{n}{(\ln n)^n}$$

40. 
$$\sum_{n=1}^{\infty} \frac{1}{n^n}$$

42. 
$$\sum_{n=1}^{\infty} \left( \frac{n-2}{5n+1} \right)^n$$

44. 
$$\sum_{n=1}^{\infty} \left( \frac{-3n}{2n+1} \right)^{3n}$$

46. 
$$\sum_{n=0}^{\infty} e^{-3n}$$

48. 
$$\sum_{n=1}^{\infty} \left( \frac{n}{500} \right)^n$$

50. 
$$\sum_{n=1}^{\infty} \left( \frac{\ln n}{n} \right)^n$$

52. 
$$\sum_{n=1}^{\infty} \frac{(n!)^n}{(n^n)^2}$$



**Review** In Exercises 53–70, determine the convergence or divergence of the series using any appropriate test from this chapter. Identify the test used.

53. 
$$\sum_{n=1}^{\infty} \frac{(-1)^{n+1} 5}{n}$$

55. 
$$\sum_{n=1}^{\infty} \frac{3}{n\sqrt{n}}$$

57. 
$$\sum_{n=1}^{\infty} \frac{5n}{2n-1}$$

59. 
$$\sum_{n=1}^{\infty} \frac{(-1)^n 3^{n-2}}{2^n}$$

60. 
$$\sum_{n=1}^{\infty} \frac{10}{3\sqrt{n^3}}$$

61. 
$$\sum_{n=1}^{\infty} \frac{10n+3}{n2^n}$$

62. 
$$\sum_{n=1}^{\infty} \frac{2^n}{4n^2-1}$$

63. 
$$\sum_{n=1}^{\infty} \frac{\cos n}{3^n}$$

64. 
$$\sum_{n=2}^{\infty} \frac{(-1)^n}{n \ln n}$$

65. 
$$\sum_{n=1}^{\infty} \frac{n!}{n7^n}$$

66. 
$$\sum_{n=1}^{\infty} \frac{\ln n}{n^2}$$

67. 
$$\sum_{n=1}^{\infty} \frac{(-1)^n 3^{n-1}}{n!}$$

68. 
$$\sum_{n=1}^{\infty} \frac{(-1)^n 3^n}{n2^n}$$

69. 
$$\sum_{n=1}^{\infty} \frac{(-3)^n}{3 \cdot 5 \cdot 7 \cdot \cdots (2n+1)}$$

70. 
$$\sum_{n=1}^{\infty} \frac{3 \cdot 5 \cdot 7 \cdot \cdots (2n+1)}{18^n (2n-1)n!}$$

54. 
$$\sum_{n=1}^{\infty} \frac{100}{n}$$

56. 
$$\sum_{n=1}^{\infty} \left( \frac{2\pi}{3} \right)^n$$

58. 
$$\sum_{n=1}^{\infty} \frac{n}{2n^2+1}$$

**Identifying Series** In Exercises 71–74, identify the two series that are the same.

71. (a) 
$$\sum_{n=1}^{\infty} \frac{n5^n}{n!}$$

(b) 
$$\sum_{n=0}^{\infty} \frac{n5^n}{(n+1)!}$$

(c) 
$$\sum_{n=0}^{\infty} \frac{(n+1)5^{n+1}}{(n+1)!}$$

72. (a) 
$$\sum_{n=4}^{\infty} n \left( \frac{3}{4} \right)^n$$

(b) 
$$\sum_{n=0}^{\infty} (n+1) \left( \frac{3}{4} \right)^n$$

(c) 
$$\sum_{n=1}^{\infty} n \left( \frac{3}{4} \right)^{n-1}$$

73. (a) 
$$\sum_{n=0}^{\infty} \frac{(-1)^n}{(2n+1)!}$$

(b) 
$$\sum_{n=1}^{\infty} \frac{(-1)^{n-1}}{(2n-1)!}$$

(c) 
$$\sum_{n=1}^{\infty} \frac{(-1)^{n-1}}{(2n+1)!}$$

74. (a) 
$$\sum_{n=2}^{\infty} \frac{(-1)^n}{(n-1)2^{n-1}}$$

(b) 
$$\sum_{n=1}^{\infty} \frac{(-1)^{n+1}}{n2^n}$$

(c) 
$$\sum_{n=0}^{\infty} \frac{(-1)^{n+1}}{(n+1)2^n}$$

**Writing an Equivalent Series** In Exercises 75 and 76, write an equivalent series with the index of summation beginning at  $n = 0$ .

75. 
$$\sum_{n=1}^{\infty} \frac{n}{7^n}$$

76. 
$$\sum_{n=2}^{\infty} \frac{4^{n+1}}{(n-2)!}$$

**Using a Recursively Defined Series** In Exercises 77–82, the terms of a series  $\sum_{n=1}^{\infty} a_n$  are defined recursively. Determine the convergence or divergence of the series. Explain your reasoning.

77. 
$$a_1 = \frac{1}{2}, a_{n+1} = \frac{4n-1}{3n+2} a_n$$

78. 
$$a_1 = 2, a_{n+1} = \frac{2n+1}{5n-4} a_n$$

79. 
$$a_1 = 1, a_{n+1} = \frac{\sin n + 1}{\sqrt{n}} a_n$$

80. 
$$a_1 = \frac{1}{5}, a_{n+1} = \frac{\cos n + 1}{n} a_n$$

81. 
$$a_1 = \frac{1}{3}, a_{n+1} = \left( 1 + \frac{1}{n} \right) a_n$$

82. 
$$a_1 = \frac{1}{4}, a_{n+1} = \sqrt[n]{a_n}$$

**Using the Ratio Test or Root Test** In Exercises 83–86, use the Ratio Test or the Root Test to determine the convergence or divergence of the series.

83.  $1 + \frac{1 \cdot 2}{1 \cdot 3} + \frac{1 \cdot 2 \cdot 3}{1 \cdot 3 \cdot 5} + \frac{1 \cdot 2 \cdot 3 \cdot 4}{1 \cdot 3 \cdot 5 \cdot 7} + \dots$

84.  $1 + \frac{2}{3} + \frac{3}{3^2} + \frac{4}{3^3} + \frac{5}{3^4} + \frac{6}{3^5} + \dots$

85.  $\frac{1}{(\ln 3)^3} + \frac{1}{(\ln 4)^4} + \frac{1}{(\ln 5)^5} + \frac{1}{(\ln 6)^6} + \dots$

86.  $1 + \frac{1 \cdot 3}{1 \cdot 2 \cdot 3} + \frac{1 \cdot 3 \cdot 5}{1 \cdot 2 \cdot 3 \cdot 4 \cdot 5} + \frac{1 \cdot 3 \cdot 5 \cdot 7}{1 \cdot 2 \cdot 3 \cdot 4 \cdot 5 \cdot 6 \cdot 7} + \dots$

**Finding Values** In Exercises 87–92, find the values of  $x$  for which the series converges.

87.  $\sum_{n=0}^{\infty} 2\left(\frac{x}{3}\right)^n$

88.  $\sum_{n=0}^{\infty} \left(\frac{x-3}{5}\right)^n$

89.  $\sum_{n=1}^{\infty} \frac{(-1)^n(x+1)^n}{n}$

90.  $\sum_{n=0}^{\infty} 3(x-4)^n$

91.  $\sum_{n=0}^{\infty} n!\left(\frac{x}{2}\right)^n$

92.  $\sum_{n=0}^{\infty} \frac{(x+1)^n}{n!}$

**EXPLORING CONCEPTS**

93. **Think About It** What can you conclude about the convergence or divergence of  $\sum a_n$  using the Ratio Test when  $a_n$  is a rational function of  $n$ ? Explain.

94. **Using Different Methods** Describe two ways to show that the geometric series  $\sum_{n=0}^{\infty} ar^n$ ,  $r \neq 0$  converges when  $|r| < 1$ . Verify that both methods give the same result.

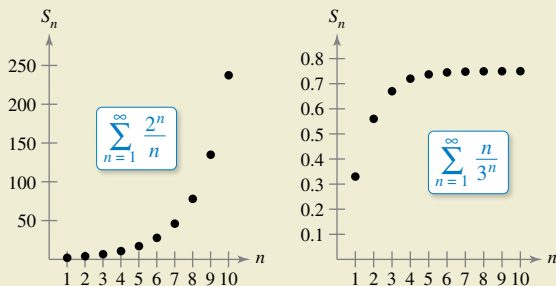
95. **Think About It** You are told that the terms of a positive series appear to approach zero rapidly as  $n$  approaches infinity. In fact,  $a_7 \leq 0.0001$ . Given no other information, does this imply that the series converges? Support your conclusion with examples.



96. **HOW DO YOU SEE IT?** The graphs show the sequences of partial sums of the series

$\sum_{n=1}^{\infty} \frac{2^n}{n}$  and  $\sum_{n=1}^{\infty} \frac{n}{3^n}$

Using the Ratio Test, the first series diverges and the second series converges. Explain how the graphs show this.



97. **Proof** Prove Property 2 of Theorem 9.17.

98. **Proof** Prove Theorem 9.18. (Hint for Property 1: If the limit equals  $r < 1$ , choose a real number  $R$  such that  $r < R < 1$ . By the definitions of the limit, there exists some  $N > 0$  such that  $\sqrt[n]{|a_n|} < R$  for  $n > N$ .)

**Verifying an Inconclusive Test** In Exercises 99–102, verify that the Ratio Test is inconclusive for the  $p$ -series.

99.  $\sum_{n=1}^{\infty} \frac{1}{n^{3/2}}$

100.  $\sum_{n=1}^{\infty} \frac{1}{n^{0.05}}$

101.  $\sum_{n=1}^{\infty} \frac{1}{n^4}$

102.  $\sum_{n=1}^{\infty} \frac{1}{n^p}$

103. **Verifying an Inconclusive Test** Show that the Root Test is inconclusive for the  $p$ -series

$\sum_{n=1}^{\infty} \frac{1}{n^p}$ .

104. **Verifying Inconclusive Tests** Show that the Ratio Test and the Root Test are both inconclusive for the logarithmic  $p$ -series

$\sum_{n=2}^{\infty} \frac{1}{n(\ln n)^p}$ .

105. **Using Values** Determine the convergence or divergence of the series

$\sum_{n=1}^{\infty} \frac{(n!)^2}{(xn)!}$

when (a)  $x = 1$ , (b)  $x = 2$ , (c)  $x = 3$ , and (d)  $x$  is a positive integer.

106. **Using a Series** Show that if

$\sum_{n=1}^{\infty} a_n$

is absolutely convergent, then

$\left| \sum_{n=1}^{\infty} a_n \right| \leq \sum_{n=1}^{\infty} |a_n|$ .

**PUTNAM EXAM CHALLENGE**

107. Show that if the series

$a_1 + a_2 + a_3 + \dots + a_n + \dots$

converges, then the series

$a_1 + \frac{a_2}{2} + \frac{a_3}{3} + \dots + \frac{a_n}{n} + \dots$

converges also.

108. Is the following series convergent or divergent?

$1 + \frac{1}{2} \cdot \frac{19}{7} + \frac{2!}{3^2} \left(\frac{19}{7}\right)^2 + \frac{3!}{4^3} \left(\frac{19}{7}\right)^3 + \frac{4!}{5^4} \left(\frac{19}{7}\right)^4 + \dots$

These problems were composed by the Committee on the Putnam Prize Competition. © The Mathematical Association of America. All rights reserved.

## 9.7 Taylor Polynomials and Approximations

- Find polynomial approximations of elementary functions and compare them with the elementary functions.
- Find Taylor and Maclaurin polynomial approximations of elementary functions.
- Use the remainder of a Taylor polynomial.

### Polynomial Approximations of Elementary Functions

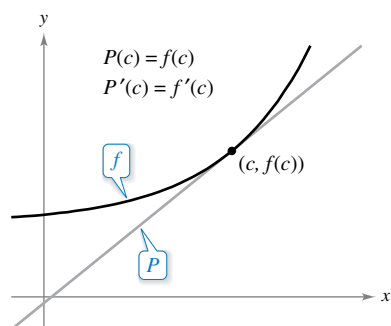
The goal of this section is to show how polynomial functions can be used as approximations for other elementary functions. To find a polynomial function  $P$  that approximates another function  $f$ , begin by choosing a number  $c$  in the domain of  $f$  at which  $f$  and  $P$  have the same value. That is,

$$P(c) = f(c). \quad \text{Graphs of } f \text{ and } P \text{ pass through } (c, f(c)).$$

The approximating polynomial is said to be **expanded about  $c$**  or **centered at  $c$** . Geometrically, the requirement that  $P(c) = f(c)$  means that the graph of  $P$  passes through the point  $(c, f(c))$ . Of course, there are many polynomials whose graphs pass through the point  $(c, f(c))$ . Your task is to find a polynomial whose graph resembles the graph of  $f$  near this point. One way to do this is to impose the additional requirement that the slope of the polynomial function be the same as the slope of the graph of  $f$  at the point  $(c, f(c))$ .

$$P'(c) = f'(c) \quad \text{Graphs of } f \text{ and } P \text{ have the same slope at } (c, f(c)).$$

With these two requirements, you can obtain a simple linear approximation of  $f$ , as shown in Figure 9.12.



Near  $(c, f(c))$ , the graph of  $P$  can be used to approximate the graph of  $f$ .

**Figure 9.12**

#### EXAMPLE 1 First-Degree Polynomial Approximation of $f(x) = e^x$

For the function  $f(x) = e^x$ , find a first-degree polynomial function  $P_1(x) = a_0 + a_1x$  whose value and slope agree with the value and slope of  $f$  at  $x = 0$ .

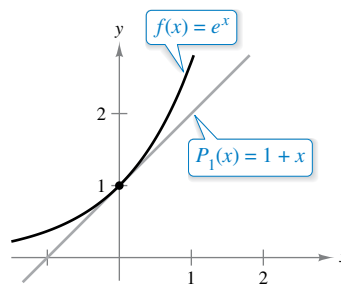
**Solution** Because  $f(x) = e^x$  and  $f'(x) = e^x$ , the value and the slope of  $f$  at  $x = 0$  are

$$f(0) = e^0 = 1 \quad \text{Value of } f \text{ at } x = 0$$

and

$$f'(0) = e^0 = 1. \quad \text{Slope of } f \text{ at } x = 0$$

Because  $P_1(x) = a_0 + a_1x$ , you can use the condition that  $P_1(0) = f(0)$  to conclude that  $a_0 = 1$ . Moreover, because  $P_1'(x) = a_1$ , you can use the condition that  $P_1'(0) = f'(0)$  to conclude that  $a_1 = 1$ . Therefore,  $P_1(x) = 1 + x$ . The figure shows the graphs of  $P_1(x) = 1 + x$  and  $f(x) = e^x$ .



$P_1$  is the first-degree polynomial approximation of  $f(x) = e^x$ .

REMARK Example 1 is not the first time you have used a linear function to approximate another function. The same procedure was used as the basis for Newton's Method.

In Figure 9.13, you can see that, at points near (0, 1), the graph of the first-degree polynomial function

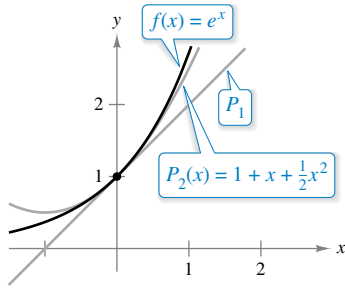
$$P_1(x) = 1 + x \quad \text{1st-degree approximation}$$

is reasonably close to the graph of  $f(x) = e^x$ . As you move away from (0, 1), however, the graphs move farther and farther from each other and the accuracy of the approximation decreases. To improve the approximation, you can impose yet another requirement—that the values of the second derivatives of  $P$  and  $f$  agree when  $x = 0$ . The polynomial,  $P_2$ , of least degree that satisfies all three requirements  $P_2(0) = f(0)$ ,  $P_2'(0) = f'(0)$ , and  $P_2''(0) = f''(0)$  can be shown to be

$$P_2(x) = 1 + x + \frac{1}{2}x^2. \quad \text{2nd-degree approximation}$$

Moreover, in Figure 9.13, you can see that  $P_2$  is a better approximation of  $f$  than  $P_1$ . By requiring that the values of  $P_n(x)$  and its first  $n$  derivatives match those of  $f(x) = e^x$  at  $x = 0$ , you obtain the  $n$ th-degree approximation shown below.

$$P_n(x) = 1 + x + \frac{1}{2}x^2 + \frac{1}{3!}x^3 + \cdots + \frac{1}{n!}x^n \approx e^x \quad \text{nth-degree approximation}$$



$P_2$  is the second-degree polynomial approximation of  $f(x) = e^x$ .  
Figure 9.13

**EXAMPLE 2** Third-Degree Polynomial Approximation of  $f(x) = e^x$

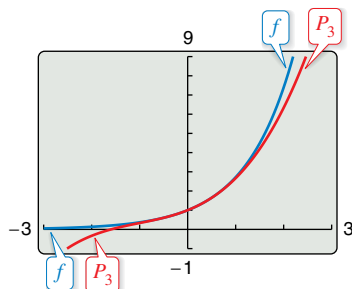
Construct a table comparing the values of the polynomial

$$P_3(x) = 1 + x + \frac{1}{2}x^2 + \frac{1}{3!}x^3 \quad \text{3rd-degree approximation}$$

with  $f(x) = e^x$  for several values of  $x$  near 0.

**Solution** Using a graphing utility, you can obtain the results shown in the table. Note that for  $x = 0$ , the two functions have the same value, but that as  $x$  moves farther away from 0, the accuracy of the approximating polynomial  $P_3(x)$  decreases.

$x$	-1	-0.2	-0.1	0	0.1	0.2	1
$e^x$	0.3679	0.81873	0.904837	1	1.105171	1.22140	2.7183
$P_3(x)$	0.3333	0.81867	0.904833	1	1.105167	1.22133	2.6667



$P_3$  is the third-degree polynomial approximation of  $f(x) = e^x$ .  
Figure 9.14

**TECHNOLOGY** A graphing utility can be used to compare the graph of the approximating polynomial with the graph of the function  $f$ . For instance, in Figure 9.14, the graph of

$$P_3(x) = 1 + x + \frac{1}{2}x^2 + \frac{1}{6}x^3 \quad \text{3rd-degree approximation}$$

is compared with the graph of  $f(x) = e^x$ . Use a graphing utility to compare the graphs of

$$P_4(x) = 1 + x + \frac{1}{2}x^2 + \frac{1}{6}x^3 + \frac{1}{24}x^4 \quad \text{4th-degree approximation}$$

$$P_5(x) = 1 + x + \frac{1}{2}x^2 + \frac{1}{6}x^3 + \frac{1}{24}x^4 + \frac{1}{120}x^5 \quad \text{5th-degree approximation}$$

and

$$P_6(x) = 1 + x + \frac{1}{2}x^2 + \frac{1}{6}x^3 + \frac{1}{24}x^4 + \frac{1}{120}x^5 + \frac{1}{720}x^6 \quad \text{6th-degree approximation}$$

with the graph of  $f$ . What do you notice?



**BROOK TAYLOR (1685–1731)**

Although Taylor was not the first to seek polynomial approximations of transcendental functions, his account published in 1715 was one of the first comprehensive works on the subject.

See [LarsonCalculus.com](http://LarsonCalculus.com) to read more of this biography.

## Taylor and Maclaurin Polynomials

The polynomial approximation of

$$f(x) = e^x$$

in Example 2 is expanded about  $c = 0$ . For expansions about an arbitrary value of  $c$ , it is convenient to write the polynomial in the form

$$P_n(x) = a_0 + a_1(x - c) + a_2(x - c)^2 + a_3(x - c)^3 + \cdots + a_n(x - c)^n.$$

In this form, repeated differentiation produces

$$P_n'(x) = a_1 + 2a_2(x - c) + 3a_3(x - c)^2 + \cdots + na_n(x - c)^{n-1}$$

$$P_n''(x) = 2a_2 + 2(3a_3)(x - c) + \cdots + n(n - 1)a_n(x - c)^{n-2}$$

$$P_n'''(x) = 2(3a_3) + \cdots + n(n - 1)(n - 2)a_n(x - c)^{n-3}$$

⋮

$$P_n^{(n)}(x) = n(n - 1)(n - 2) \cdots (2)(1)a_n.$$

Letting  $x = c$ , you then obtain

$$P_n(c) = a_0, \quad P_n'(c) = a_1, \quad P_n''(c) = 2a_2, \quad \dots, \quad P_n^{(n)}(c) = n!a_n$$

and because the values of  $f$  and its first  $n$  derivatives must agree with the values of  $P_n$  and its first  $n$  derivatives at  $x = c$ , it follows that

$$f(c) = a_0, \quad f'(c) = a_1, \quad \frac{f''(c)}{2!} = a_2, \quad \dots, \quad \frac{f^{(n)}(c)}{n!} = a_n.$$

With these coefficients, you can obtain the following definition of **Taylor polynomials**, named after the English mathematician Brook Taylor, and **Maclaurin polynomials**, named after the Scottish mathematician Colin Maclaurin (1698–1746).

### Definitions of $n$ th Taylor Polynomial and $n$ th Maclaurin Polynomial

If  $f$  has  $n$  derivatives at  $c$ , then the polynomial

$$P_n(x) = f(c) + f'(c)(x - c) + \frac{f''(c)}{2!}(x - c)^2 + \cdots + \frac{f^{(n)}(c)}{n!}(x - c)^n$$

is called the  **$n$ th Taylor polynomial for  $f$  at  $c$** . If  $c = 0$ , then

$$P_n(x) = f(0) + f'(0)x + \frac{f''(0)}{2!}x^2 + \frac{f'''(0)}{3!}x^3 + \cdots + \frac{f^{(n)}(0)}{n!}x^n$$

is also called the  **$n$ th Maclaurin polynomial for  $f$** .

•• **REMARK** Maclaurin polynomials are special types of Taylor polynomials for which  $c = 0$ .

### EXAMPLE 3 A Maclaurin Polynomial for $f(x) = e^x$

From the discussion on the preceding page, the  $n$ th Maclaurin polynomial for  $f(x) = e^x$  is given by

$$P_n(x) = 1 + x + \frac{1}{2!}x^2 + \frac{1}{3!}x^3 + \cdots + \frac{1}{n!}x^n.$$

### FOR FURTHER INFORMATION

To see how to use series to obtain other approximations to  $e$ , see the article “Novel Series-based Approximations to  $e$ ” by John Knox and Harlan J. Brothers in *The College Mathematics Journal*. To view this article, go to [MathArticles.com](http://MathArticles.com).

**EXAMPLE 4****Finding Taylor Polynomials for  $\ln x$** 

Find the Taylor polynomials  $P_0$ ,  $P_1$ ,  $P_2$ ,  $P_3$ , and  $P_4$  for

$$f(x) = \ln x$$

centered at  $c = 1$ .

**Solution** Expanding about  $c = 1$  yields the following.

$$\begin{aligned} f(x) &= \ln x & f(1) &= \ln 1 = 0 \\ f'(x) &= \frac{1}{x} & f'(1) &= \frac{1}{1} = 1 \\ f''(x) &= -\frac{1}{x^2} & f''(1) &= -\frac{1}{1^2} = -1 \\ f'''(x) &= \frac{2!}{x^3} & f'''(1) &= \frac{2!}{1^3} = 2 \\ f^{(4)}(x) &= -\frac{3!}{x^4} & f^{(4)}(1) &= -\frac{3!}{1^4} = -6 \end{aligned}$$

Therefore, the Taylor polynomials are as follows.

$$P_0(x) = f(1) = 0$$

$$P_1(x) = f(1) + f'(1)(x - 1) = (x - 1)$$

$$\begin{aligned} P_2(x) &= f(1) + f'(1)(x - 1) + \frac{f''(1)}{2!}(x - 1)^2 \\ &= (x - 1) - \frac{1}{2}(x - 1)^2 \end{aligned}$$

$$\begin{aligned} P_3(x) &= f(1) + f'(1)(x - 1) + \frac{f''(1)}{2!}(x - 1)^2 + \frac{f'''(1)}{3!}(x - 1)^3 \\ &= (x - 1) - \frac{1}{2}(x - 1)^2 + \frac{1}{3}(x - 1)^3 \end{aligned}$$

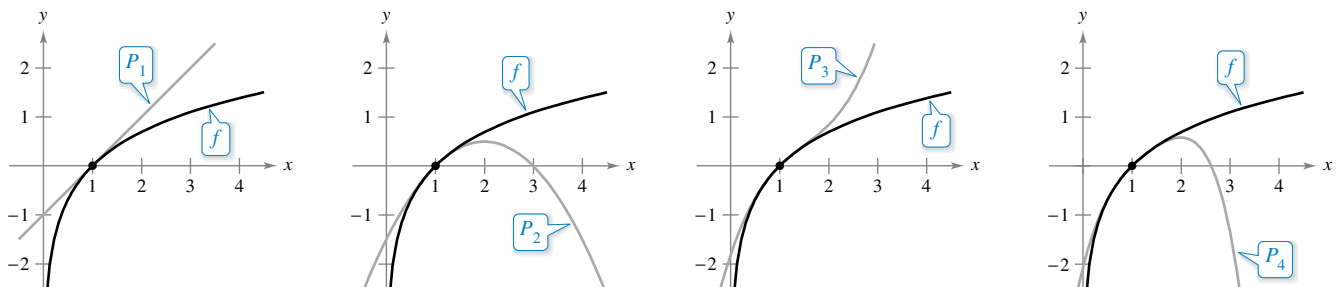
$$\begin{aligned} P_4(x) &= f(1) + f'(1)(x - 1) + \frac{f''(1)}{2!}(x - 1)^2 + \frac{f'''(1)}{3!}(x - 1)^3 + \frac{f^{(4)}(1)}{4!}(x - 1)^4 \\ &= (x - 1) - \frac{1}{2}(x - 1)^2 + \frac{1}{3}(x - 1)^3 - \frac{1}{4}(x - 1)^4 \end{aligned}$$

Figure 9.15 compares the graphs of  $P_1$ ,  $P_2$ ,  $P_3$ , and  $P_4$  with the graph of  $f(x) = \ln x$ . Note that near  $x = 1$ , the graphs are nearly indistinguishable. For instance,

$$P_4(1.1) \approx 0.0953083$$

and

$$\ln(1.1) \approx 0.0953102.$$



As  $n$  increases, the graph of  $P_n$  becomes a better and better approximation of the graph of  $f(x) = \ln x$  near  $x = 1$ .

**Figure 9.15**



**EXAMPLE 5** Finding Maclaurin Polynomials for  $\cos x$ 

Find the Maclaurin polynomials  $P_0$ ,  $P_2$ ,  $P_4$ , and  $P_6$  for  $f(x) = \cos x$ . Use  $P_6(x)$  to approximate the value of  $\cos(0.1)$ .

**Solution** Expanding about  $c = 0$  yields the following.

$$\begin{aligned} f(x) &= \cos x & f(0) &= \cos 0 = 1 \\ f'(x) &= -\sin x & f'(0) &= -\sin 0 = 0 \\ f''(x) &= -\cos x & f''(0) &= -\cos 0 = -1 \\ f'''(x) &= \sin x & f'''(0) &= \sin 0 = 0 \end{aligned}$$

Through repeated differentiation, you can see that the pattern 1, 0,  $-1$ , 0 continues, and you obtain the Maclaurin polynomials

$$P_0(x) = 1, \quad P_2(x) = 1 - \frac{1}{2!}x^2, \quad P_4(x) = 1 - \frac{1}{2!}x^2 + \frac{1}{4!}x^4,$$

and

$$P_6(x) = 1 - \frac{1}{2!}x^2 + \frac{1}{4!}x^4 - \frac{1}{6!}x^6.$$

To nine decimal places, the approximation

$$P_6(0.1) \approx 0.995004165$$

is the same as  $\cos(0.1)$ . Figure 9.16 compares the graphs of  $f(x) = \cos x$  and  $P_6$ . ■

Note in Example 5 that the Maclaurin polynomials for  $\cos x$  have only even powers of  $x$ . Similarly, the Maclaurin polynomials for  $\sin x$  have only odd powers of  $x$  (see Exercise 19). This is not generally true of the Taylor polynomials for  $\sin x$  and  $\cos x$  expanded about  $c \neq 0$ , as shown in the next example.

**EXAMPLE 6** Finding a Taylor Polynomial for  $\sin x$ 

•••► See [LarsonCalculus.com](http://LarsonCalculus.com) for an interactive version of this type of example.

Find the third Taylor polynomial for  $f(x) = \sin x$ , expanded about  $c = \pi/6$ .

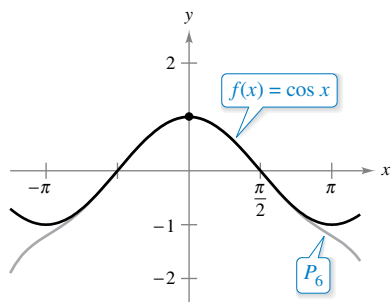
**Solution** Expanding about  $c = \pi/6$  yields the following.

$$\begin{aligned} f(x) &= \sin x & f\left(\frac{\pi}{6}\right) &= \sin \frac{\pi}{6} = \frac{1}{2} \\ f'(x) &= \cos x & f'\left(\frac{\pi}{6}\right) &= \cos \frac{\pi}{6} = \frac{\sqrt{3}}{2} \\ f''(x) &= -\sin x & f''\left(\frac{\pi}{6}\right) &= -\sin \frac{\pi}{6} = -\frac{1}{2} \\ f'''(x) &= -\cos x & f'''\left(\frac{\pi}{6}\right) &= -\cos \frac{\pi}{6} = -\frac{\sqrt{3}}{2} \end{aligned}$$

So, the third Taylor polynomial for  $f(x) = \sin x$ , expanded about  $c = \pi/6$ , is

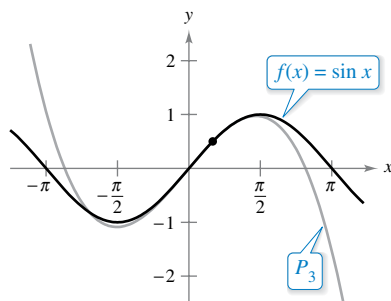
$$\begin{aligned} P_3(x) &= f\left(\frac{\pi}{6}\right) + f'\left(\frac{\pi}{6}\right)\left(x - \frac{\pi}{6}\right) + \frac{f''\left(\frac{\pi}{6}\right)}{2!}\left(x - \frac{\pi}{6}\right)^2 + \frac{f'''\left(\frac{\pi}{6}\right)}{3!}\left(x - \frac{\pi}{6}\right)^3 \\ &= \frac{1}{2} + \frac{\sqrt{3}}{2}\left(x - \frac{\pi}{6}\right) - \frac{1}{2(2!)}\left(x - \frac{\pi}{6}\right)^2 - \frac{\sqrt{3}}{2(3!)}\left(x - \frac{\pi}{6}\right)^3. \end{aligned}$$

Figure 9.17 compares the graphs of  $f(x) = \sin x$  and  $P_3$ . ■



Near  $(0, 1)$ , the graph of  $P_6$  can be used to approximate the graph of  $f(x) = \cos x$ .

**Figure 9.16**



Near  $(\pi/6, 1/2)$ , the graph of  $P_3$  can be used to approximate the graph of  $f(x) = \sin x$ .

**Figure 9.17**

Taylor polynomials and Maclaurin polynomials can be used to approximate the value of a function at a specific point. For instance, to approximate the value of  $\ln(1.1)$ , you can use Taylor polynomials for  $f(x) = \ln x$  expanded about  $c = 1$ , as shown in Example 4, or you can use Maclaurin polynomials, as shown in Example 7.

**EXAMPLE 7** Approximation Using Maclaurin Polynomials

Use a fourth Maclaurin polynomial to approximate the value of  $\ln(1.1)$ .

**Solution** Because 1.1 is closer to 1 than to 0, you should consider Maclaurin polynomials for the function  $g(x) = \ln(1 + x)$ .

$$\begin{aligned} g(x) &= \ln(1 + x) & g(0) &= \ln(1 + 0) = 0 \\ g'(x) &= (1 + x)^{-1} & g'(0) &= (1 + 0)^{-1} = 1 \\ g''(x) &= -(1 + x)^{-2} & g''(0) &= -(1 + 0)^{-2} = -1 \\ g'''(x) &= 2(1 + x)^{-3} & g'''(0) &= 2(1 + 0)^{-3} = 2 \\ g^{(4)}(x) &= -6(1 + x)^{-4} & g^{(4)}(0) &= -6(1 + 0)^{-4} = -6 \end{aligned}$$

**Exploration**  
Check to see that the fourth Taylor polynomial (from Example 4), evaluated at  $x = 1.1$ , yields the same result as the fourth Maclaurin polynomial in Example 7.

Note that you obtain the same coefficients as in Example 4. Therefore, the fourth Maclaurin polynomial for  $g(x) = \ln(1 + x)$  is

$$\begin{aligned} P_4(x) &= g(0) + g'(0)x + \frac{g''(0)}{2!}x^2 + \frac{g'''(0)}{3!}x^3 + \frac{g^{(4)}(0)}{4!}x^4 \\ &= x - \frac{1}{2}x^2 + \frac{1}{3}x^3 - \frac{1}{4}x^4. \end{aligned}$$

Consequently,

$$\ln(1.1) = \ln(1 + 0.1) \approx P_4(0.1) \approx 0.0953083.$$

The table below illustrates the accuracy of the Maclaurin polynomial approximation of the calculator value of  $\ln(1.1)$ . You can see that as  $n$  increases,  $P_n(0.1)$  approaches the value of  $\ln(1.1) \approx 0.0953102$ .

**Maclaurin Polynomial Approximations of  $\ln(1 + x)$  at  $x = 0.1$**

$n$	1	2	3	4
$P_n(0.1)$	0.1000000	0.0950000	0.0953333	0.0953083

On the other hand, the table below illustrates that as you move away from the expansion point  $c = 0$ , the accuracy of the approximation decreases.

**Fourth Maclaurin Polynomial Approximation of  $\ln(1 + x)$**

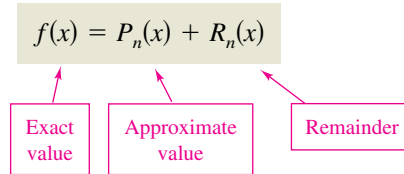
$x$	0	0.1	0.5	0.75	1.0
$\ln(1 + x)$	0	0.0953102	0.4054651	0.5596158	0.6931472
$P_4(x)$	0	0.0953083	0.4010417	0.5302734	0.5833333

These two tables illustrate two very important points about the accuracy of Taylor (or Maclaurin) polynomials for use in approximations.

1. The approximation is usually better for higher-degree Taylor (or Maclaurin) polynomials than for those of lower degree.
2. The approximation is usually better at  $x$ -values close to  $c$  than at  $x$ -values far from  $c$ .

## Remainder of a Taylor Polynomial

An approximation technique is of little value without some idea of its accuracy. To measure the accuracy of approximating a function value  $f(x)$  by the Taylor polynomial  $P_n(x)$ , you can use the concept of a **remainder**  $R_n(x)$ , defined as follows.



So,  $R_n(x) = f(x) - P_n(x)$ . The absolute value of  $R_n(x)$  is called the **error** associated with the approximation. That is,

$$\text{Error} = |R_n(x)| = |f(x) - P_n(x)|.$$

The next theorem gives a general procedure for estimating the remainder associated with a Taylor polynomial. This important theorem is called **Taylor's Theorem**, and the remainder given in the theorem is called the **Lagrange form of the remainder**.

### THEOREM 9.19 Taylor's Theorem

If a function  $f$  is differentiable through order  $n + 1$  in an interval  $I$  containing  $c$ , then, for each  $x$  in  $I$ , there exists  $z$  between  $x$  and  $c$  such that

$$f(x) = f(c) + f'(c)(x - c) + \frac{f''(c)}{2!}(x - c)^2 + \cdots + \frac{f^{(n)}(c)}{n!}(x - c)^n + R_n(x)$$

where

$$R_n(x) = \frac{f^{(n+1)}(z)}{(n+1)!}(x - c)^{n+1}.$$

A proof of this theorem is given in Appendix A.



One useful consequence of Taylor's Theorem is that

$$|R_n(x)| \leq \frac{|x - c|^{n+1}}{(n+1)!} \max |f^{(n+1)}(z)|$$

where  $\max |f^{(n+1)}(z)|$  is the maximum value of  $f^{(n+1)}(z)$  between  $x$  and  $c$ .

For  $n = 0$ , Taylor's Theorem states that if  $f$  is differentiable in an interval  $I$  containing  $c$ , then, for each  $x$  in  $I$ , there exists  $z$  between  $x$  and  $c$  such that

$$f(x) = f(c) + f'(z)(x - c) \quad \text{or} \quad f'(z) = \frac{f(x) - f(c)}{x - c}.$$

Do you recognize this special case of Taylor's Theorem? (It is the Mean Value Theorem.)

When applying Taylor's Theorem, you should not expect to be able to find the exact value of  $z$ . (If you could do this, an approximation would not be necessary.) Rather, you are trying to find bounds for  $f^{(n+1)}(z)$  from which you are able to tell how large the remainder  $R_n(x)$  is.

**EXAMPLE 8** Determining the Accuracy of an Approximation

The third Maclaurin polynomial for  $\sin x$  is

$$P_3(x) = x - \frac{x^3}{3!}$$

Use Taylor's Theorem to approximate  $\sin(0.1)$  by  $P_3(0.1)$  and determine the accuracy of the approximation.

**Solution** Using Taylor's Theorem, you have

$$\sin x = x - \frac{x^3}{3!} + R_3(x) = x - \frac{x^3}{3!} + \frac{f^{(4)}(z)}{4!}x^4$$

where  $0 < z < 0.1$ . Therefore,

$$\sin(0.1) \approx 0.1 - \frac{(0.1)^3}{3!} \approx 0.1 - 0.000167 = 0.099833.$$

Because  $f^{(4)}(z) = \sin z$ , it follows that the error  $|R_3(0.1)|$  can be bounded as follows.

$$0 < R_3(0.1) = \frac{\sin z}{4!}(0.1)^4 < \frac{0.0001}{4!} \approx 0.000004$$

This implies that

$$0.099833 < \sin(0.1) \approx 0.099833 + R_3(0.1) < 0.099833 + 0.000004$$

or

$$0.099833 < \sin(0.1) < 0.099837.$$

••**REMARK** Note that when you use a calculator,

$$\sin(0.1) \approx 0.0998334.$$



**EXAMPLE 9** Approximating a Value to a Desired Accuracy

Determine the degree of the Taylor polynomial  $P_n(x)$  expanded about  $c = 1$  that should be used to approximate  $\ln(1.2)$  so that the error is less than 0.001.

**Solution** Following the pattern of Example 4, you can see that the  $(n + 1)$ st derivative of  $f(x) = \ln x$  is

$$f^{(n+1)}(x) = (-1)^n \frac{n!}{x^{n+1}}$$

Using Taylor's Theorem, you know that the error  $|R_n(1.2)|$  is

$$\begin{aligned} |R_n(1.2)| &= \left| \frac{f^{(n+1)}(z)}{(n+1)!} (1.2 - 1)^{n+1} \right| \\ &= \frac{n!}{z^{n+1}} \left[ \frac{1}{(n+1)!} \right] (0.2)^{n+1} \\ &= \frac{(0.2)^{n+1}}{z^{n+1}(n+1)} \end{aligned}$$

where  $1 < z < 1.2$ . In this interval,  $(0.2)^{n+1}/[z^{n+1}(n+1)]$  is less than  $(0.2)^{n+1}/(n+1)$ . So, you are seeking a value of  $n$  such that

$$\frac{(0.2)^{n+1}}{(n+1)} < 0.001 \implies 1000 < (n+1)5^{n+1}.$$

By trial and error, you can determine that the least value of  $n$  that satisfies this inequality is  $n = 3$ . So, you would need the third Taylor polynomial to achieve the desired accuracy in approximating  $\ln(1.2)$ .

••**REMARK** Note that when you use a calculator,

$$P_3(1.2) \approx 0.1827$$

and

$$\ln(1.2) \approx 0.1823.$$



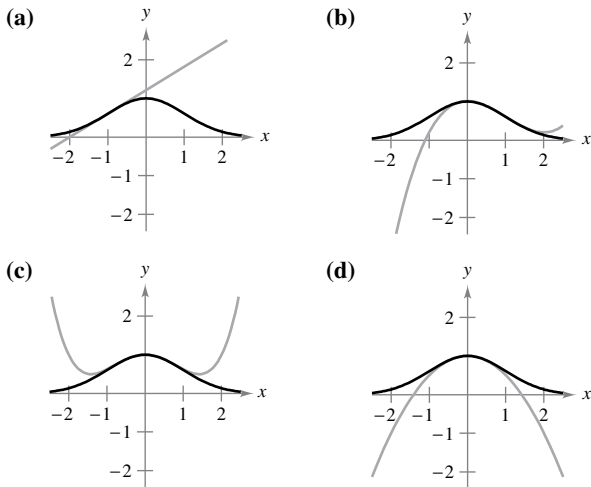
# 9.7 Exercises

See [CalcChat.com](http://CalcChat.com) for tutorial help and worked-out solutions to odd-numbered exercises.


### CONCEPT CHECK

- Polynomial Approximation** An elementary function is approximated by a polynomial. In your own words, describe what is meant by saying that the polynomial is *expanded about c* or *centered at c*.
- Taylor and Maclaurin Polynomials** How are Taylor polynomials and Maclaurin polynomials related?
- Accuracy of a Taylor Polynomial** Describe the accuracy of the  $n$ th-degree Taylor polynomial of  $f$  centered at  $c$  as the distance between  $c$  and  $x$  increases.
- Accuracy of a Taylor Polynomial** In general, how does the accuracy of a Taylor polynomial change as the degree of the polynomial increases? Explain your reasoning.

**Matching** In Exercises 5–8, match the Taylor polynomial approximation of the function  $f(x) = e^{-x^2/2}$  with its graph. [The graphs are labeled (a), (b), (c), and (d).]



- $g(x) = -\frac{1}{2}x^2 + 1$
- $g(x) = \frac{1}{8}x^4 - \frac{1}{2}x^2 + 1$
- $g(x) = e^{-1/2}[(x + 1) + 1]$
- $g(x) = e^{-1/2}[\frac{1}{3}(x - 1)^3 - (x - 1) + 1]$

 **Finding a First-Degree Polynomial Approximation** In Exercises 9–12, find a first-degree polynomial function  $P_1$  whose value and slope agree with the value and slope of  $f$  at  $x = c$ . Use a graphing utility to graph  $f$  and  $P_1$ .

- $f(x) = \frac{\sqrt{x}}{4}, c = 4$
- $f(x) = \frac{6}{\sqrt[3]{x}}, c = 8$
- $f(x) = \sec x, c = \frac{\pi}{6}$
- $f(x) = \tan x, c = \frac{\pi}{4}$



**Graphical and Numerical Analysis** In Exercises 13 and 14, use a graphing utility to graph  $f$  and its second-degree polynomial approximation  $P_2$  at  $x = c$ . Complete the table comparing the values of  $f$  and  $P_2$ .

13.  $f(x) = \frac{4}{\sqrt{x}}, c = 1$

$P_2(x) = 4 - 2(x - 1) + \frac{3}{2}(x - 1)^2$

$x$	0	0.8	0.9	1	1.1	1.2	2
$f(x)$							
$P_2(x)$							

14.  $f(x) = \sec x, c = \frac{\pi}{4}$

$P_2(x) = \sqrt{2} + \sqrt{2}\left(x - \frac{\pi}{4}\right) + \frac{3}{2}\sqrt{2}\left(x - \frac{\pi}{4}\right)^2$

$x$	-2.15	0.585	0.685	$\frac{\pi}{4}$	0.885	0.985	1.785
$f(x)$							
$P_2(x)$							

15. **Conjecture** Consider the function  $f(x) = \cos x$  and its Maclaurin polynomials  $P_2, P_4,$  and  $P_6$  (see Example 5).

- Use a graphing utility to graph  $f$  and the indicated polynomial approximations.
- Evaluate and compare the values of  $f^{(n)}(0)$  and  $P_n^{(n)}(0)$  for  $n = 2, 4,$  and  $6$ .
- Use the results in part (b) to make a conjecture about  $f^{(n)}(0)$  and  $P_n^{(n)}(0)$ .

16. **Conjecture** Consider the function  $f(x) = x^2e^x$ .

- Find the Maclaurin polynomials  $P_2, P_3,$  and  $P_4$  for  $f$ .
- Use a graphing utility to graph  $f, P_2, P_3,$  and  $P_4$ .
- Evaluate and compare the values of  $f^{(n)}(0)$  and  $P_n^{(n)}(0)$  for  $n = 2, 3,$  and  $4$ .
- Use the results in part (c) to make a conjecture about  $f^{(n)}(0)$  and  $P_n^{(n)}(0)$ .

 **Finding a Maclaurin Polynomial** In Exercises 17–26, find the  $n$ th Maclaurin polynomial for the function.

- $f(x) = e^{4x}, n = 4$
- $f(x) = e^{-x}, n = 5$
- $f(x) = \sin x, n = 5$
- $f(x) = \cos \pi x, n = 4$
- $f(x) = xe^x, n = 4$
- $f(x) = x^2e^{-x}, n = 4$
- $f(x) = \frac{1}{1-x}, n = 5$
- $f(x) = \frac{x}{x+1}, n = 4$
- $f(x) = \sec x, n = 2$
- $f(x) = \tan x, n = 3$



**Finding a Taylor Polynomial** In Exercises 27–32, find the  $n$ th Taylor polynomial for the function, centered at  $c$ .

- 27.  $f(x) = \frac{2}{x}$ ,  $n = 3$ ,  $c = 1$
- 28.  $f(x) = \frac{1}{x^2}$ ,  $n = 4$ ,  $c = -2$
- 29.  $f(x) = \sqrt{x}$ ,  $n = 2$ ,  $c = 4$
- 30.  $f(x) = \sqrt[3]{x}$ ,  $n = 3$ ,  $c = 8$
- 31.  $f(x) = \ln x$ ,  $n = 4$ ,  $c = 2$
- 32.  $f(x) = x^2 \cos x$ ,  $n = 2$ ,  $c = \pi$

**Finding Taylor Polynomials Using Technology** In Exercises 33 and 34, use a computer algebra system to find the indicated Taylor polynomials for the function  $f$ . Graph the function and the Taylor polynomials.

- 33.  $f(x) = \tan \pi x$ 
  - (a)  $n = 3$ ,  $c = 0$
  - (b)  $n = 3$ ,  $c = 1/4$
- 34.  $f(x) = \frac{1}{x^2 + 1}$ 
  - (a)  $n = 4$ ,  $c = 0$
  - (b)  $n = 4$ ,  $c = 1$

**35. Numerical and Graphical Approximations**

(a) Use the Maclaurin polynomials  $P_1(x)$ ,  $P_3(x)$ , and  $P_5(x)$  for  $f(x) = \sin x$  to complete the table.

$x$	0	0.25	0.50	0.75	1
$\sin x$	0	0.2474	0.4794	0.6816	0.8415
$P_1(x)$					
$P_3(x)$					
$P_5(x)$					

- (b) Use a graphing utility to graph  $f(x) = \sin x$  and the Maclaurin polynomials in part (a).
- (c) Describe the change in accuracy of a polynomial approximation as the distance from the point where the polynomial is centered increases.

**36. Numerical and Graphical Approximations**

(a) Use the Taylor polynomials  $P_1(x)$ ,  $P_2(x)$ , and  $P_4(x)$  for  $f(x) = e^x$ , centered at  $c = 1$ , to complete the table.

$x$	1	1.25	1.50	1.75	2
$e^x$	$e$	3.4903	4.4817	5.7546	7.3891
$P_1(x)$					
$P_2(x)$					
$P_4(x)$					

- (b) Use a graphing utility to graph  $f(x) = e^x$  and the Taylor polynomials in part (a).
- (c) Describe the change in accuracy of polynomial approximations as the degree increases.

**Numerical and Graphical Approximations** In Exercises 37 and 38, (a) find the Maclaurin polynomial  $P_3(x)$  for  $f(x)$ , (b) complete the table for  $f(x)$  and  $P_3(x)$ , and (c) sketch the graphs of  $f(x)$  and  $P_3(x)$ , on the same set of coordinate axes.

$x$	-0.75	-0.50	-0.25	0	0.25	0.50	0.75
$f(x)$							
$P_3(x)$							

- 37.  $f(x) = \arcsin x$
- 38.  $f(x) = \arctan x$



**Approximating a Function Value** In Exercises 39–44, approximate the function at the given value of  $x$ , using the polynomial found in the indicated exercise.

- 39.  $f(x) = e^{4x}$ ,  $f(\frac{1}{4})$ , Exercise 17
- 40.  $f(x) = x^2 e^{-x}$ ,  $f(\frac{1}{5})$ , Exercise 22
- 41.  $f(x) = \frac{1}{x^2}$ ,  $f(-2.1)$ , Exercise 28
- 42.  $f(x) = \sqrt[3]{x}$ ,  $f(8.05)$ , Exercise 30
- 43.  $f(x) = \ln x$ ,  $f(2.1)$ , Exercise 31
- 44.  $f(x) = x^2 \cos x$ ,  $f(\frac{7\pi}{8})$ , Exercise 32




**Using Taylor's Theorem** In Exercises 45–50, use Taylor's Theorem to obtain an upper bound for the error of the approximation. Then calculate the exact value of the error.

- 45.  $\cos(0.3) \approx 1 - \frac{(0.3)^2}{2!} + \frac{(0.3)^4}{4!}$
- 46.  $\arccos(0.15) \approx \frac{\pi}{2} - 0.15$
- 47.  $\sinh(0.2) \approx 0.2 + \frac{(0.2)^3}{3!} + \frac{(0.2)^5}{5!}$
- 48.  $e \approx 1 + 1 + \frac{1^2}{2!} + \frac{1^3}{3!} + \frac{1^4}{4!} + \frac{1^5}{5!}$
- 49.  $\arcsin(0.4) \approx 0.4 + \frac{(0.4)^3}{2 \cdot 3}$
- 50.  $\arctan(0.4) \approx 0.4 - \frac{(0.4)^3}{3}$



**Finding a Degree** In Exercises 51–56, determine the degree of the Maclaurin polynomial required for the error in the approximation of the function at the indicated value of  $x$  to be less than 0.001.

- 51.  $f(x) = \sin x$ , approximate  $f(0.3)$
- 52.  $f(x) = \cos x$ , approximate  $f(0.4)$
- 53.  $f(x) = e^x$ , approximate  $f(0.6)$
- 54.  $f(x) = \ln(x + 1)$ , approximate  $f(1.25)$
- 55.  $f(x) = \frac{1}{x - 2}$ , approximate  $f(0.15)$
- 56.  $f(x) = \frac{1}{x + 1}$ , approximate  $f(0.2)$

 **Finding a Degree Using Technology** In Exercises 57 and 58, determine the degree of the Maclaurin polynomial required for the error in the approximation of the function at the indicated value of  $x$  to be less than 0.0001. Use a computer algebra system to obtain and evaluate the required derivative.

57.  $f(x) = \ln(x + 1)$ , approximate  $f(0.5)$ .

58.  $f(x) = e^{-\pi x}$ , approximate  $f(1.3)$ .

**Finding Values** In Exercises 59–62, determine the values of  $x$  for which the function can be replaced by the Taylor polynomial if the error cannot exceed 0.001.

59.  $f(x) = e^x \approx 1 + x + \frac{x^2}{2!} + \frac{x^3}{3!}$ ,  $x < 0$

60.  $f(x) = \sin x \approx x - \frac{x^3}{3!}$

61.  $f(x) = \cos x \approx 1 - \frac{x^2}{2!} + \frac{x^4}{4!}$

62.  $f(x) = e^{-2x} \approx 1 - 2x + 2x^2 - \frac{4}{3}x^3$

### EXPLORING CONCEPTS

**63. Think About It** What is the relationship between the equation of a tangent line to a differentiable function at a point and the first Taylor polynomial for that function centered at the point?

**64. Maclaurin Polynomial** Without performing any calculations, find the second Maclaurin polynomial for

$$f(x) = a + bx^2.$$

Explain your reasoning.

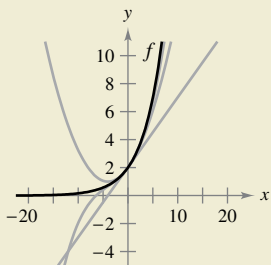
**65. Maclaurin Polynomials** Find the fourth Maclaurin polynomials for

$$f(x) = e^x \text{ and } g(x) = e^{2x}.$$

Explain how you can use the fourth Maclaurin polynomial for  $f$  to find the fourth Maclaurin polynomial for  $g$ .



**66. HOW DO YOU SEE IT?** The figure shows the graphs of the first-, second-, and third-degree polynomial approximations  $P_1$ ,  $P_2$ , and  $P_3$  of a function  $f$ . Label the graphs of  $P_1$ ,  $P_2$ , and  $P_3$ . To print an enlarged copy of the graph, go to [MathGraphs.com](http://MathGraphs.com).



### 67. Comparing Maclaurin Polynomials

(a) Compare the Maclaurin polynomials of degree 4 and degree 5, respectively, for the functions

$$f(x) = e^x \text{ and } g(x) = xe^x.$$

What is the relationship between them?

(b) Use the result in part (a) and the Maclaurin polynomial of degree 5 for  $f(x) = \sin x$  to find a Maclaurin polynomial of degree 6 for the function  $g(x) = x \sin x$ .

(c) Use the result in part (a) and the Maclaurin polynomial of degree 5 for  $f(x) = \sin x$  to find a Maclaurin polynomial of degree 4 for the function  $g(x) = (\sin x)/x$ .

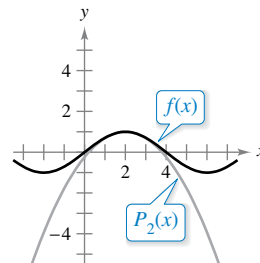
### 68. Differentiating Maclaurin Polynomials

(a) Differentiate the Maclaurin polynomial of degree 5 for  $f(x) = \sin x$  and compare the result with the Maclaurin polynomial of degree 4 for  $g(x) = \cos x$ .

(b) Differentiate the Maclaurin polynomial of degree 6 for  $f(x) = \cos x$  and compare the result with the Maclaurin polynomial of degree 5 for  $g(x) = \sin x$ .

(c) Differentiate the Maclaurin polynomial of degree 4 for  $f(x) = e^x$ . Describe the relationship between the two series.

**69. Graphical Reasoning** The figure shows the graphs of the function  $f(x) = \sin(\pi x/4)$  and the second-degree Taylor polynomial  $P_2(x) = 1 - (\pi^2/32)(x - 2)^2$  centered at  $x = 2$ .



(a) Use the symmetry of the graph of  $f$  to write the second-degree Taylor polynomial  $Q_2(x)$  for  $f$  centered at  $x = -2$ .

(b) Use a horizontal translation of the result in part (a) to find the second-degree Taylor polynomial  $R_2(x)$  for  $f$  centered at  $x = 6$ .

(c) Is it possible to use a horizontal translation of the result in part (a) to write a second-degree Taylor polynomial for  $f$  centered at  $x = 4$ ? Explain.

**70. Proof** Prove that if  $f$  is an odd function, then its  $n$ th Maclaurin polynomial contains only terms with odd powers of  $x$ .

**71. Proof** Prove that if  $f$  is an even function, then its  $n$ th Maclaurin polynomial contains only terms with even powers of  $x$ .

**72. Proof** Let  $P_n(x)$  be the  $n$ th Taylor polynomial for  $f$  at  $c$ . Prove that  $P_n(c) = f(c)$  and  $P_n^{(k)}(c) = f^{(k)}(c)$  for  $1 \leq k \leq n$ .

**73. Proof** Consider a function  $f$  with continuous first and second derivatives at  $x = c$ . Prove that if  $f$  has a relative maximum at  $x = c$ , then the second Taylor polynomial centered at  $x = c$  also has a relative maximum at  $x = c$ .

# 9.8 Power Series

- Understand the definition of a power series.
- Find the radius and interval of convergence of a power series.
- Determine the endpoint convergence of a power series.
- Differentiate and integrate a power series.

## Power Series

In Section 9.7, you were introduced to the concept of approximating functions by Taylor polynomials. For instance, the function  $f(x) = e^x$  can be *approximated* by its third-degree Maclaurin polynomial

$$e^x \approx 1 + x + \frac{x^2}{2!} + \frac{x^3}{3!}$$

In that section, you saw that the higher the degree of the approximating polynomial, the better the approximation becomes.

In this and the next two sections, you will see that several important types of functions, including  $f(x) = e^x$ , can be represented *exactly* by an infinite series called a **power series**. For example, the power series representation for  $e^x$  is

$$e^x = 1 + x + \frac{x^2}{2!} + \frac{x^3}{3!} + \cdots + \frac{x^n}{n!} + \cdots$$

For each real number  $x$ , it can be shown that the infinite series on the right converges to the number  $e^x$ . Before doing this, however, some preliminary results dealing with power series will be discussed—beginning with the next definition.

### Exploration

#### Graphical Reasoning

Use a graphing utility to approximate the graph of each power series near  $x = 0$ . (Use the first several terms of each series.)

Each series represents a well-known function. What is the function?

- a.  $\sum_{n=0}^{\infty} \frac{(-1)^n x^n}{n!}$
- b.  $\sum_{n=0}^{\infty} \frac{(-1)^n x^{2n}}{(2n)!}$
- c.  $\sum_{n=0}^{\infty} \frac{(-1)^n x^{2n+1}}{(2n+1)!}$
- d.  $\sum_{n=0}^{\infty} \frac{(-1)^n x^{2n+1}}{2n+1}$
- e.  $\sum_{n=0}^{\infty} \frac{2^n x^n}{n!}$

### Definition of Power Series

If  $x$  is a variable, then an infinite series of the form

$$\sum_{n=0}^{\infty} a_n x^n = a_0 + a_1 x + a_2 x^2 + a_3 x^3 + \cdots + a_n x^n + \cdots$$

is called a **power series**. More generally, an infinite series of the form

$$\sum_{n=0}^{\infty} a_n (x - c)^n = a_0 + a_1 (x - c) + a_2 (x - c)^2 + \cdots + a_n (x - c)^n + \cdots$$

is called a **power series centered at  $c$** , where  $c$  is a constant.

••••• **REMARK** To simplify the notation for power series, assume that  $(x - c)^0 = 1$ , even when  $x = c$ .

### EXAMPLE 1 Power Series

a. The following power series is centered at 0.

$$\sum_{n=0}^{\infty} \frac{x^n}{n!} = 1 + x + \frac{x^2}{2} + \frac{x^3}{3!} + \cdots$$

b. The following power series is centered at  $-1$ .

$$\sum_{n=0}^{\infty} (-1)^n (x + 1)^n = 1 - (x + 1) + (x + 1)^2 - (x + 1)^3 + \cdots$$

c. The following power series is centered at 1.

$$\sum_{n=1}^{\infty} \frac{1}{n} (x - 1)^n = (x - 1) + \frac{1}{2} (x - 1)^2 + \frac{1}{3} (x - 1)^3 + \cdots$$



## Radius and Interval of Convergence

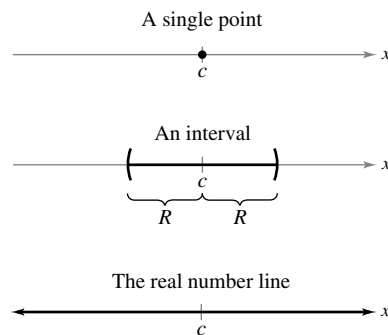
A power series in  $x$  can be viewed as a function of  $x$

$$f(x) = \sum_{n=0}^{\infty} a_n(x - c)^n$$

where the *domain of  $f$*  is the set of all  $x$  for which the power series converges. Determination of the domain of a power series is the primary concern in this section. Of course, every power series converges at its center  $c$  because

$$\begin{aligned} f(c) &= \sum_{n=0}^{\infty} a_n(c - c)^n \\ &= a_0(1) + 0 + 0 + \cdots + 0 + \cdots \\ &= a_0. \end{aligned}$$

So,  $c$  always lies in the domain of  $f$ . Theorem 9.20 (see below) states that the domain of a power series can take three basic forms: a single point, an interval centered at  $c$ , or the entire real number line, as shown in Figure 9.18.



The domain of a power series has only three basic forms: a single point, an interval centered at  $c$ , or the entire real number line.

**Figure 9.18**

### THEOREM 9.20 Convergence of a Power Series

For a power series centered at  $c$ , precisely one of the following is true.

1. The series converges only at  $c$ .
2. There exists a real number  $R > 0$  such that the series converges absolutely for

$$|x - c| < R$$

and diverges for

$$|x - c| > R.$$

3. The series converges absolutely for all  $x$ .

The number  $R$  is the **radius of convergence** of the power series. If the series converges only at  $c$ , then the radius of convergence is  $R = 0$ . If the series converges for all  $x$ , then the radius of convergence is  $R = \infty$ . The set of all values of  $x$  for which the power series converges is the **interval of convergence** of the power series.

A proof of this theorem is given in Appendix A.



To determine the radius of convergence of a power series, use the Ratio Test, as demonstrated in Examples 2, 3, and 4.

### EXAMPLE 2 Finding the Radius of Convergence

Find the radius of convergence of  $\sum_{n=0}^{\infty} n!x^n$ .

**Solution** For  $x = 0$ , you obtain

$$f(0) = \sum_{n=0}^{\infty} n!0^n = 1 + 0 + 0 + \dots = 1.$$

For any fixed value of  $x$  such that  $|x| > 0$ , let  $u_n = n!x^n$ . Then

$$\begin{aligned} \lim_{n \rightarrow \infty} \left| \frac{u_{n+1}}{u_n} \right| &= \lim_{n \rightarrow \infty} \left| \frac{(n+1)!x^{n+1}}{n!x^n} \right| \\ &= |x| \lim_{n \rightarrow \infty} (n+1) \\ &= \infty. \end{aligned}$$

Therefore, by the Ratio Test, the series diverges for  $|x| > 0$  and converges only at its center, 0. So, the radius of convergence is  $R = 0$ .

### EXAMPLE 3 Finding the Radius of Convergence

Find the radius of convergence of

$$\sum_{n=0}^{\infty} 3(x-2)^n.$$

**Solution** For  $x \neq 2$ , let  $u_n = 3(x-2)^n$ . Then

$$\begin{aligned} \lim_{n \rightarrow \infty} \left| \frac{u_{n+1}}{u_n} \right| &= \lim_{n \rightarrow \infty} \left| \frac{3(x-2)^{n+1}}{3(x-2)^n} \right| \\ &= \lim_{n \rightarrow \infty} |x-2| \\ &= |x-2|. \end{aligned}$$

By the Ratio Test, the series converges for  $|x-2| < 1$  and diverges for  $|x-2| > 1$ . Therefore, the radius of convergence of the series is  $R = 1$ .


### EXAMPLE 4 Finding the Radius of Convergence

Find the radius of convergence of

$$\sum_{n=0}^{\infty} \frac{(-1)^n x^{2n+1}}{(2n+1)!}.$$

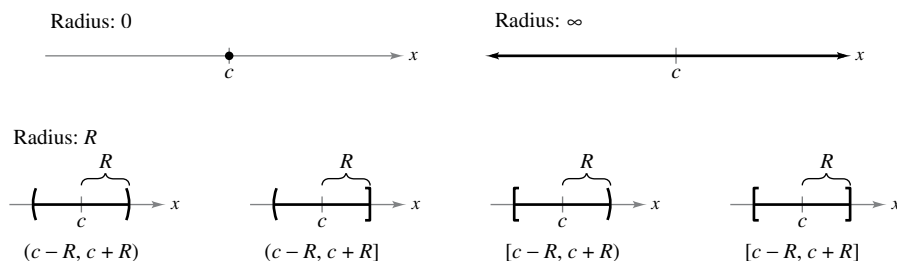
**Solution** Let  $u_n = (-1)^n x^{2n+1}/(2n+1)!$ . Then

$$\begin{aligned} \lim_{n \rightarrow \infty} \left| \frac{u_{n+1}}{u_n} \right| &= \lim_{n \rightarrow \infty} \left| \frac{(-1)^{n+1} x^{2n+3}}{(2n+3)!} \cdot \frac{(2n+1)!}{(-1)^n x^{2n+1}} \right| \\ &= \lim_{n \rightarrow \infty} \frac{x^2}{(2n+3)(2n+2)}. \end{aligned}$$

For any fixed value of  $x$ , this limit is 0. So, by the Ratio Test, the series converges for all  $x$ . Therefore, the radius of convergence is  $R = \infty$ . 

### Endpoint Convergence

Note that for a power series whose radius of convergence is a finite number  $R$ , Theorem 9.20 says nothing about the convergence at the *endpoints* of the interval of convergence. Each endpoint must be tested separately for convergence or divergence. As a result, the interval of convergence of a power series can take any one of the six forms shown in Figure 9.19.



Intervals of convergence  
**Figure 9.19**

### EXAMPLE 5 Finding the Interval of Convergence

•••▶ See [LarsonCalculus.com](http://LarsonCalculus.com) for an interactive version of this type of example.

Find the interval of convergence of

$$\sum_{n=1}^{\infty} \frac{x^n}{n}$$

**Solution** Letting  $u_n = x^n/n$  produces

$$\begin{aligned} \lim_{n \rightarrow \infty} \left| \frac{u_{n+1}}{u_n} \right| &= \lim_{n \rightarrow \infty} \left| \frac{\frac{x^{n+1}}{n+1}}{\frac{x^n}{n}} \right| \\ &= \lim_{n \rightarrow \infty} \left| \frac{nx}{n+1} \right| \\ &= |x|. \end{aligned}$$

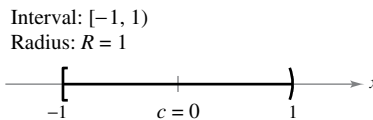
So, by the Ratio Test, the radius of convergence is  $R = 1$ . Moreover, because the series is centered at 0, it converges in the interval  $(-1, 1)$ . This interval, however, is not necessarily the *interval of convergence*. To determine this, you must test for convergence at each endpoint. When  $x = 1$ , you obtain the *divergent* harmonic series

$$\sum_{n=1}^{\infty} \frac{1}{n} = \frac{1}{1} + \frac{1}{2} + \frac{1}{3} + \cdots \quad \text{Diverges when } x = 1.$$

When  $x = -1$ , you obtain the *convergent* alternating harmonic series

$$\sum_{n=1}^{\infty} \frac{(-1)^n}{n} = -1 + \frac{1}{2} - \frac{1}{3} + \frac{1}{4} - \cdots \quad \text{Converges when } x = -1.$$

So, the interval of convergence for the series is  $[-1, 1)$ , as shown in Figure 9.20.



**Figure 9.20**

**EXAMPLE 6** Finding the Interval of Convergence

Find the interval of convergence of  $\sum_{n=0}^{\infty} \frac{(-1)^n(x+1)^n}{2^n}$ .

**Solution** Letting  $u_n = (-1)^n(x+1)^n/2^n$  produces

$$\begin{aligned} \lim_{n \rightarrow \infty} \left| \frac{u_{n+1}}{u_n} \right| &= \lim_{n \rightarrow \infty} \left| \frac{\frac{(-1)^{n+1}(x+1)^{n+1}}{2^{n+1}}}{\frac{(-1)^n(x+1)^n}{2^n}} \right| \\ &= \lim_{n \rightarrow \infty} \left| \frac{x+1}{2} \right| \\ &= \left| \frac{x+1}{2} \right|. \end{aligned}$$

By the Ratio Test, the series converges for

$$\left| \frac{x+1}{2} \right| < 1$$

or  $|x+1| < 2$ . So, the radius of convergence is  $R = 2$ . Because the series is centered at  $x = -1$ , it will converge in the interval  $(-3, 1)$ . Furthermore, at the endpoints, you have

$$\sum_{n=0}^{\infty} \frac{(-1)^n(-2)^n}{2^n} = \sum_{n=0}^{\infty} \frac{2^n}{2^n} = \sum_{n=0}^{\infty} 1 \quad \text{Diverges when } x = -3.$$

and

$$\sum_{n=0}^{\infty} \frac{(-1)^n(2)^n}{2^n} = \sum_{n=0}^{\infty} (-1)^n \quad \text{Diverges when } x = 1.$$

both of which diverge. So, the interval of convergence is  $(-3, 1)$ , as shown in Figure 9.21.

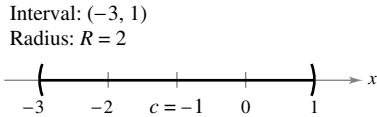


Figure 9.21

**EXAMPLE 7** Finding the Interval of Convergence

Find the interval of convergence of

$$\sum_{n=1}^{\infty} \frac{x^n}{n^2}.$$

**Solution** Letting  $u_n = x^n/n^2$  produces

$$\begin{aligned} \lim_{n \rightarrow \infty} \left| \frac{u_{n+1}}{u_n} \right| &= \lim_{n \rightarrow \infty} \left| \frac{x^{n+1}/(n+1)^2}{x^n/n^2} \right| \\ &= \lim_{n \rightarrow \infty} \left| \frac{n^2x}{(n+1)^2} \right| \\ &= |x|. \end{aligned}$$

So, the radius of convergence is  $R = 1$ . Because the series is centered at  $x = 0$ , it converges in the interval  $(-1, 1)$ . When  $x = 1$ , you obtain the convergent  $p$ -series

$$\sum_{n=1}^{\infty} \frac{1}{n^2} = \frac{1}{1^2} + \frac{1}{2^2} + \frac{1}{3^2} + \frac{1}{4^2} + \cdots \quad \text{Converges when } x = 1.$$

When  $x = -1$ , you obtain the convergent alternating series

$$\sum_{n=1}^{\infty} \frac{(-1)^n}{n^2} = -\frac{1}{1^2} + \frac{1}{2^2} - \frac{1}{3^2} + \frac{1}{4^2} - \cdots \quad \text{Converges when } x = -1.$$

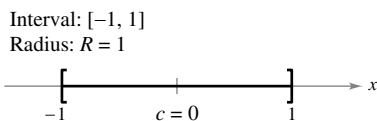



Figure 9.22

Therefore, the interval of convergence is  $[-1, 1]$ , as shown in Figure 9.22.

**JAMES GREGORY (1638–1675)**

One of the earliest mathematicians to work with power series was a Scotsman, James Gregory. He developed a power series method for interpolating table values—a method that was later used by Brook Taylor in the development of Taylor polynomials and Taylor series.

## Differentiation and Integration of Power Series

Power series representation of functions has played an important role in the development of calculus. In fact, much of Newton's work with differentiation and integration was done in the context of power series—especially his work with complicated algebraic functions and transcendental functions. Euler, Lagrange, Leibniz, and the Bernoullis all used power series extensively in calculus.

Once you have defined a function with a power series, it is natural to wonder how you can determine the characteristics of the function. Is it continuous? Differentiable? Theorem 9.21, which is stated without proof, answers these questions.

### THEOREM 9.21 Properties of Functions Defined by Power Series

If the function

$$\begin{aligned} f(x) &= \sum_{n=0}^{\infty} a_n(x-c)^n \\ &= a_0 + a_1(x-c) + a_2(x-c)^2 + a_3(x-c)^3 + \cdots \end{aligned}$$

has a radius of convergence of  $R > 0$ , then, on the interval

$$(c - R, c + R)$$

$f$  is differentiable (and therefore continuous). Moreover, the derivative and antiderivative of  $f$  are as follows.

- $$\begin{aligned} f'(x) &= \sum_{n=1}^{\infty} n a_n(x-c)^{n-1} \\ &= a_1 + 2a_2(x-c) + 3a_3(x-c)^2 + \cdots \end{aligned}$$
- $$\begin{aligned} \int f(x) dx &= C + \sum_{n=0}^{\infty} a_n \frac{(x-c)^{n+1}}{n+1} \\ &= C + a_0(x-c) + a_1 \frac{(x-c)^2}{2} + a_2 \frac{(x-c)^3}{3} + \cdots \end{aligned}$$

The *radius of convergence* of the series obtained by differentiating or integrating a power series is the same as that of the original power series. The *interval of convergence*, however, may differ as a result of the behavior at the endpoints.

Theorem 9.21 states that, in many ways, a function defined by a power series behaves like a polynomial. It is continuous in its interval of convergence, and both its derivative and its antiderivative can be determined by differentiating and integrating each term of the power series. For instance, the derivative of the power series

$$\begin{aligned} f(x) &= \sum_{n=0}^{\infty} \frac{x^n}{n!} \\ &= 1 + x + \frac{x^2}{2} + \frac{x^3}{3!} + \frac{x^4}{4!} + \cdots \end{aligned}$$

is

$$\begin{aligned} f'(x) &= 1 + (2)\frac{x}{2} + (3)\frac{x^2}{3!} + (4)\frac{x^3}{4!} + \cdots \\ &= 1 + x + \frac{x^2}{2} + \frac{x^3}{3!} + \frac{x^4}{4!} + \cdots \\ &= f(x). \end{aligned}$$

Notice that  $f'(x) = f(x)$ . Do you recognize this function?

**EXAMPLE 8** Intervals of Convergence for  $f(x)$ ,  $f'(x)$ , and  $\int f(x) dx$

Consider the function

$$f(x) = \sum_{n=1}^{\infty} \frac{x^n}{n} = x + \frac{x^2}{2} + \frac{x^3}{3} + \cdots$$

Find the interval of convergence for each of the following.

- a.  $\int f(x) dx$     b.  $f(x)$     c.  $f'(x)$

**Solution** By Theorem 9.21, you have

$$\begin{aligned} f'(x) &= \sum_{n=1}^{\infty} x^{n-1} \\ &= 1 + x + x^2 + x^3 + \cdots \end{aligned}$$

and

$$\begin{aligned} \int f(x) dx &= C + \sum_{n=1}^{\infty} \frac{x^{n+1}}{n(n+1)} \\ &= C + \frac{x^2}{1 \cdot 2} + \frac{x^3}{2 \cdot 3} + \frac{x^4}{3 \cdot 4} + \cdots \end{aligned}$$

By the Ratio Test, you can show that each series has a radius of convergence of  $R = 1$ . Considering the interval  $(-1, 1)$ , you have the following.

- a. For  $\int f(x) dx$ , the series

$$\sum_{n=1}^{\infty} \frac{x^{n+1}}{n(n+1)} \quad \text{Interval of convergence: } [-1, 1]$$

converges for  $x = \pm 1$ , and its interval of convergence is  $[-1, 1]$ . See Figure 9.23(a).

- b. For  $f(x)$ , the series

$$\sum_{n=1}^{\infty} \frac{x^n}{n} \quad \text{Interval of convergence: } [-1, 1)$$

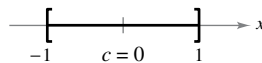
converges for  $x = -1$  and diverges for  $x = 1$ . So, its interval of convergence is  $[-1, 1)$ . See Figure 9.23(b).

- c. For  $f'(x)$ , the series

$$\sum_{n=1}^{\infty} x^{n-1} \quad \text{Interval of convergence: } (-1, 1)$$

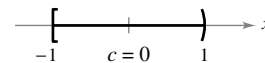
diverges for  $x = \pm 1$ , and its interval of convergence is  $(-1, 1)$ . See Figure 9.23(c).

Interval:  $[-1, 1]$   
Radius:  $R = 1$



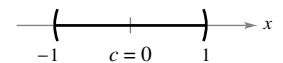
(a)  
**Figure 9.23**

Interval:  $[-1, 1)$   
Radius:  $R = 1$



(b)

Interval:  $(-1, 1)$   
Radius:  $R = 1$



(c)

From Example 8, it appears that of the three series, the one for the derivative,  $f'(x)$ , is the least likely to converge at the endpoints. In fact, it can be shown that if the series for  $f'(x)$  converges at the endpoints

$$x = c \pm R$$

then the series for  $f(x)$  will also converge there.

••**REMARK** Notice in Example 8 that when differentiating the power series, differentiation is done on a *term-by-term* basis. Likewise, when integrating a series, integration is done on a *term-by-term* basis.

# 9.8 Exercises

See [CalcChat.com](http://CalcChat.com) for tutorial help and worked-out solutions to odd-numbered exercises.

### CONCEPT CHECK

**1. Representing a Function** Explain how a Maclaurin polynomial and a power series centered at 0 for a function are different.

**2. Domain** What does the domain of

$$f(x) = \sum_{n=0}^{\infty} a_n(x - c)^n$$

represent?

**3. Radius of Convergence** Determine the radius of convergence for the power series  $\sum_{n=0}^{\infty} a_n(x - 2)^n$  given the following result of the Ratio Test, where  $u_n = a_n(x - 2)^n$ .

$$\lim_{n \rightarrow \infty} \left| \frac{u_{n+1}}{u_n} \right| = \left| \frac{x - 2}{5} \right|$$

**4. Properties of Functions Defined by Power Series** In your own words, describe how a function defined by a power series behaves like a polynomial.



**Finding the Center of a Power Series** In Exercises 5–8, state where the power series is centered.

5.  $\sum_{n=0}^{\infty} nx^n$                       6.  $\sum_{n=1}^{\infty} \frac{(-1)^n(2n - 1)}{2^n n!} x^n$   
 7.  $\sum_{n=1}^{\infty} \frac{(x - 2)^n}{n^3}$                       8.  $\sum_{n=0}^{\infty} \frac{(-1)^n(x - \pi)^{2n}}{(2n)!}$



**Finding the Radius of Convergence** In Exercises 9–14, find the radius of convergence of the power series.

9.  $\sum_{n=0}^{\infty} (-1)^n \frac{x^n}{n + 1}$                       10.  $\sum_{n=0}^{\infty} (3x)^n$   
 11.  $\sum_{n=1}^{\infty} \frac{(4x)^n}{n^2}$                       12.  $\sum_{n=0}^{\infty} \frac{(-1)^n x^n}{5^n}$   
 13.  $\sum_{n=0}^{\infty} \frac{x^{2n}}{(2n)!}$                       14.  $\sum_{n=0}^{\infty} \frac{(2n)! x^{3n}}{n!}$



**Finding the Interval of Convergence** In Exercises 15–38, find the interval of convergence of the power series. (Be sure to include a check for convergence at the endpoints of the interval.)

15.  $\sum_{n=0}^{\infty} \left(\frac{x}{4}\right)^n$                       16.  $\sum_{n=0}^{\infty} (2x)^n$   
 17.  $\sum_{n=1}^{\infty} \frac{(-1)^n x^n}{n}$                       18.  $\sum_{n=0}^{\infty} (-1)^{n+1}(n + 1)x^n$   
 19.  $\sum_{n=0}^{\infty} \frac{x^{5n}}{n!}$                       20.  $\sum_{n=0}^{\infty} \frac{(3x)^n}{(2n)!}$   
 21.  $\sum_{n=0}^{\infty} (2n)! \left(\frac{x}{3}\right)^n$                       22.  $\sum_{n=0}^{\infty} \frac{(-1)^n x^n}{(n + 1)(n + 2)}$

23.  $\sum_{n=1}^{\infty} \frac{(-1)^{n+1} x^n}{6^n}$                       24.  $\sum_{n=0}^{\infty} \frac{(-1)^n n!(x - 5)^n}{3^n}$   
 25.  $\sum_{n=1}^{\infty} \frac{(-1)^{n+1}(x - 4)^n}{n9^n}$                       26.  $\sum_{n=0}^{\infty} \frac{(x - 3)^{n+1}}{(n + 1)4^{n+1}}$   
 27.  $\sum_{n=0}^{\infty} \frac{(-1)^{n+1}(x - 1)^{n+1}}{n + 1}$                       28.  $\sum_{n=1}^{\infty} \frac{(-1)^{n+1}(x - 2)^n}{n2^n}$   
 29.  $\sum_{n=1}^{\infty} \frac{(x - 3)^{n-1}}{3^{n-1}}$                       30.  $\sum_{n=0}^{\infty} \frac{(-1)^n x^{2n+1}}{2n + 1}$   
 31.  $\sum_{n=1}^{\infty} \frac{n}{n + 1} (-2x)^{n-1}$                       32.  $\sum_{n=0}^{\infty} \frac{(-1)^n x^{2n}}{n!}$   
 33.  $\sum_{n=0}^{\infty} \frac{x^{3n+1}}{(3n + 1)!}$                       34.  $\sum_{n=1}^{\infty} \frac{n! x^n}{(2n)!}$   
 35.  $\sum_{n=1}^{\infty} \frac{2 \cdot 3 \cdot 4 \cdot \dots \cdot (n + 1)x^n}{n!}$   
 36.  $\sum_{n=1}^{\infty} \left[ \frac{2 \cdot 4 \cdot 6 \cdot \dots \cdot 2n}{3 \cdot 5 \cdot 7 \cdot \dots \cdot (2n + 1)} \right] x^{2n+1}$   
 37.  $\sum_{n=1}^{\infty} \frac{(-1)^{n+1} 3 \cdot 7 \cdot 11 \cdot \dots \cdot (4n - 1)(x - 3)^n}{4^n}$   
 38.  $\sum_{n=1}^{\infty} \frac{n!(x + 1)^n}{1 \cdot 3 \cdot 5 \cdot \dots \cdot (2n - 1)}$

**Finding the Radius of Convergence** In Exercises 39 and 40, find the radius of convergence of the power series, where  $c > 0$  and  $k$  is a positive integer.

39.  $\sum_{n=1}^{\infty} \frac{(x - c)^{n-1}}{c^{n-1}}$                       40.  $\sum_{n=0}^{\infty} \frac{(n!)^k x^n}{(kn)!}$

**Finding the Interval of Convergence** In Exercises 41–44, find the interval of convergence of the power series, where  $c > 0$  and  $k$  is a positive integer. (Be sure to include a check for convergence at the endpoints of the interval.)

41.  $\sum_{n=0}^{\infty} \left(\frac{x}{k}\right)^n$                       42.  $\sum_{n=1}^{\infty} \frac{(-1)^{n+1}(x - c)^n}{nc^n}$   
 43.  $\sum_{n=1}^{\infty} \frac{k(k + 1)(k + 2) \cdot \dots \cdot (k + n - 1)x^n}{n!}$   
 44.  $\sum_{n=1}^{\infty} \frac{n!(x - c)^n}{1 \cdot 3 \cdot 5 \cdot \dots \cdot (2n - 1)}$

**Writing an Equivalent Series** In Exercises 45–48, write an equivalent series with the index of summation beginning at  $n = 1$ .

45.  $\sum_{n=0}^{\infty} \frac{x^n}{n!}$   
 46.  $\sum_{n=0}^{\infty} (-1)^{n+1}(n + 1)x^n$   
 47.  $\sum_{n=2}^{\infty} \frac{x^{n-1}}{(7n - 1)!}$   
 48.  $\sum_{n=2}^{\infty} \frac{x^{3n-1}}{(2n - 1)!}$



**Finding Intervals of Convergence In Exercises 49–52, find the intervals of convergence of (a)  $f(x)$ , (b)  $f'(x)$ , (c)  $f''(x)$ , and (d)  $\int f(x) dx$ . (Be sure to include a check for convergence at the endpoints of the intervals.)**

- 49.  $f(x) = \sum_{n=0}^{\infty} \left(\frac{x}{3}\right)^n$
- 50.  $f(x) = \sum_{n=1}^{\infty} \frac{(-1)^{n+1}(x-5)^n}{n5^n}$
- 51.  $f(x) = \sum_{n=0}^{\infty} \frac{(-1)^{n+1}(x-1)^{n+1}}{n+1}$
- 52.  $f(x) = \sum_{n=1}^{\infty} \frac{(-1)^{n+1}(x-2)^n}{n}$

**EXPLORING CONCEPTS**

**Writing a Power Series** In Exercises 53 and 54, write a power series that has the indicated interval of convergence. Explain your reasoning.

- 53.  $(-3, 3)$
- 54.  $[-3, 7]$

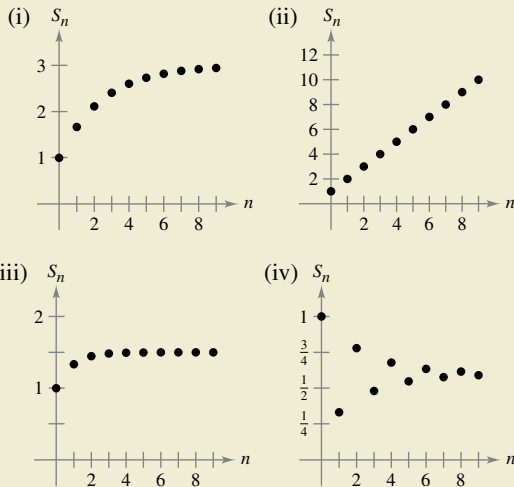
**55. Conditional or Absolute Convergence** Give examples that show that the convergence of a power series at an endpoint of its interval of convergence may be either conditional or absolute. Explain your reasoning.



**56. HOW DO YOU SEE IT?** Match the graph of the first 10 terms of the sequence of partial sums of the series

$$g(x) = \sum_{n=0}^{\infty} \left(\frac{x}{3}\right)^n$$

with the indicated value of the function. [The graphs are labeled (i), (ii), (iii), and (iv).] Explain how you made your choice.



- (a)  $g(1)$
- (b)  $g(2)$
- (c)  $g(3)$
- (d)  $g(-2)$

**57. Using Power Series** Let  $f(x) = \sum_{n=0}^{\infty} \frac{(-1)^n x^{2n+1}}{(2n+1)!}$  and  $g(x) = \sum_{n=0}^{\infty} \frac{(-1)^n x^{2n}}{(2n)!}$ .

- (a) Find the intervals of convergence of  $f$  and  $g$ .
- (b) Show that  $f'(x) = g(x)$  and  $g'(x) = -f(x)$ .
- (c) Identify the functions  $f$  and  $g$ .

**58. Using a Power Series** Let  $f(x) = \sum_{n=0}^{\infty} \frac{x^{2n+1}}{(2n+1)!}$  and  $g(x) = \sum_{n=0}^{\infty} \frac{x^{2n}}{(2n)!}$ .

- (a) Find the intervals of convergence of  $f$  and  $g$ .
- (b) Show that  $f'(x) = g(x)$  and  $g'(x) = f(x)$ .
- (c) Identify the functions  $f$  and  $g$ .

**Differential Equation** In Exercises 59–64, show that the function represented by the power series is a solution of the differential equation.

- 59.  $y = \sum_{n=0}^{\infty} \frac{(-1)^n + x^{2n+1}}{(2n+1)!}, \quad y'' + y = 0$
- 60.  $y = \sum_{n=0}^{\infty} \frac{(-1)^n x^{2n}}{(2n)!}, \quad y'' + y = 0$
- 61.  $y = \sum_{n=0}^{\infty} \frac{x^{2n+1}}{(2n+1)!}, \quad y'' - y = 0$
- 62.  $y = \sum_{n=0}^{\infty} \frac{x^{2n}}{(2n)!}, \quad y'' - y = 0$
- 63.  $y = \sum_{n=0}^{\infty} \frac{x^{2n}}{2^n n!}, \quad y'' - xy' - y = 0$
- 64.  $y = 1 + \sum_{n=1}^{\infty} \frac{(-1)^n x^{4n}}{2^{2n} n! \cdot 3 \cdot 7 \cdot 11 \cdot \dots \cdot (4n-1)}, \quad y'' + x^2y = 0$

**65. Bessel Function** The Bessel function of order 0 is

$$J_0(x) = \sum_{k=0}^{\infty} \frac{(-1)^k x^{2k}}{2^{2k}(k!)^2}$$

- (a) Show that the series converges for all  $x$ .
- (b) Show that the series is a solution of the differential equation  $x^2 J_0'' + x J_0' + x^2 J_0 = 0$ .



(c) Use a graphing utility to graph the polynomial composed of the first four terms of  $J_0$ .

(d) Approximate  $\int_0^1 J_0 dx$  accurate to two decimal places.

**66. Bessel Function** The Bessel function of order 1 is

$$J_1(x) = x \sum_{k=0}^{\infty} \frac{(-1)^k x^{2k}}{2^{2k+1} k!(k+1)!}$$

- (a) Show that the series converges for all  $x$ .
- (b) Show that the series is a solution of the differential equation  $x^2 J_1'' + x J_1' + (x^2 - 1) J_1 = 0$ .



(c) Use a graphing utility to graph the polynomial composed of the first four terms of  $J_1$ .

(d) Use  $J_0$  from Exercise 65 to show that  $J_0'(x) = -J_1(x)$ .



**67. Investigation** The interval of convergence of the geometric series  $\sum_{n=0}^{\infty} \left(\frac{x}{4}\right)^n$  is  $(-4, 4)$ .

- (a) Find the sum of the series when  $x = \frac{5}{2}$ . Use a graphing utility to graph the first six terms of the sequence of partial sums and the horizontal line representing the sum of the series.
- (b) Repeat part (a) for  $x = -\frac{5}{2}$ .
- (c) Write a short paragraph comparing the rates of convergence of the partial sums with the sums of the series in parts (a) and (b). How do the plots of the partial sums differ as they converge toward the sum of the series?
- (d) Given any positive real number  $M$ , there exists a positive integer  $N$  such that the partial sum

$$\sum_{n=0}^N \left(\frac{5}{4}\right)^n > M.$$

Use a graphing utility to complete the table.

$M$	10	100	1000	10,000
$N$				

**68. Investigation** The interval of convergence of the series  $\sum_{n=0}^{\infty} (3x)^n$  is  $(-\frac{1}{3}, \frac{1}{3})$ .

- (a) Find the sum of the series when  $x = \frac{1}{6}$ . Use a graphing utility to graph the first six terms of the sequence of partial sums and the horizontal line representing the sum of the series.
- (b) Repeat part (a) for  $x = -\frac{1}{6}$ .
- (c) Write a short paragraph comparing the rates of convergence of the partial sums with the sums of the series in parts (a) and (b). How do the plots of the partial sums differ as they converge toward the sum of the series?
- (d) Given any positive real number  $M$ , there exists a positive integer  $N$  such that the partial sum

$$\sum_{n=0}^N \left(3 \cdot \frac{2}{3}\right)^n > M.$$

Use a graphing utility to complete the table.

$M$	10	100	1000	10,000
$N$				

**Identifying a Function** In Exercises 69–72, the series represents a well-known function. Use a computer algebra system to graph the partial sum  $S_{10}$  and identify the function from the graph.

**69.**  $f(x) = \sum_{n=0}^{\infty} (-1)^n \frac{\pi^{2n} x^{2n}}{(2n)!}$

**70.**  $f(x) = \sum_{n=0}^{\infty} (-1)^{n+1} \frac{x^{2n+1}}{(2n+1)!}$

**71.**  $f(x) = \sum_{n=0}^{\infty} (-1)^n x^n, \quad -1 < x < 1$

**72.**  $f(x) = \sum_{n=0}^{\infty} (3x)^n$

**True or False?** In Exercises 73–76, determine whether the statement is true or false. If it is false, explain why or give an example that shows it is false.

**73.** If the power series  $\sum_{n=1}^{\infty} a_n x^n$  converges for  $x = 2$ , then it also converges for  $x = -2$ .

**74.** It is possible to find a power series whose interval of convergence is  $[0, \infty)$ .

**75.** If the interval of convergence for  $\sum_{n=0}^{\infty} a_n x^n$  is  $(-1, 1)$ , then the interval of convergence for  $\sum_{n=0}^{\infty} a_n (x - 1)^n$  is  $(0, 2)$ .

**76.** If  $f(x) = \sum_{n=0}^{\infty} a_n x^n$  converges for  $|x| < 2$ , then

$$\int_0^1 f(x) dx = \sum_{n=0}^{\infty} \frac{a_n}{n+1}.$$

**77. Proof** Prove that the power series

$$\sum_{n=0}^{\infty} \frac{(n+p)!}{n!(n+q)!} x^n$$

has a radius of convergence of  $R = \infty$  when  $p$  and  $q$  are positive integers.

**78. Using a Power Series** Let

$$g(x) = 1 + 2x + x^2 + 2x^3 + x^4 + \dots$$

where the coefficients are  $c_{2n} = 1$  and  $c_{2n+1} = 2$  for  $n \geq 0$ .

- (a) Find the interval of convergence of the series.
- (b) Find an explicit formula for  $g(x)$ .

**79. Using a Power Series** Let

$$f(x) = \sum_{n=0}^{\infty} c_n x^n$$

where  $c_{n+3} = c_n$  for  $n \geq 0$ .

- (a) Find the interval of convergence of the series.
- (b) Find an explicit formula for  $f(x)$ .

**80. Proof** Prove that if the power series  $\sum_{n=0}^{\infty} c_n x^n$  has a radius of convergence of  $R$ , then  $\sum_{n=0}^{\infty} c_n x^{2n}$  has a radius of convergence of  $\sqrt{R}$ .

**81. Proof** For  $n > 0$ , let  $R > 0$  and  $c_n > 0$ . Prove that if the interval of convergence of the series

$$\sum_{n=0}^{\infty} c_n (x - x_0)^n$$

is  $[x_0 - R, x_0 + R]$ , then the series converges conditionally at  $x = x_0 - R$ .

## 9.9 Representation of Functions by Power Series

- Find a geometric power series that represents a function.
- Construct a power series using series operations.



**JOSEPH FOURIER (1768–1830)**

Some of the early work in representing functions by power series was done by the French mathematician Joseph Fourier. Fourier's work is important in the history of calculus, partly because it forced eighteenth-century mathematicians to question the then-prevailing narrow concept of a function. Both Cauchy and Dirichlet were motivated by Fourier's work with series, and in 1837, Dirichlet published the general definition of a function that is used today.

### Geometric Power Series

In this section and the next, you will study several techniques for finding a power series that represents a function. Consider the function

$$f(x) = \frac{1}{1-x}.$$

The form of  $f$  closely resembles the sum of a geometric series

$$\sum_{n=0}^{\infty} ar^n = \frac{a}{1-r}, \quad |r| < 1.$$

In other words, when  $a = 1$  and  $r = x$ , a power series representation for  $1/(1-x)$ , centered at 0, is

$$\begin{aligned} \frac{1}{1-x} &= \sum_{n=0}^{\infty} ar^n \\ &= \sum_{n=0}^{\infty} x^n \\ &= 1 + x + x^2 + x^3 + \cdots, \quad |x| < 1. \end{aligned}$$

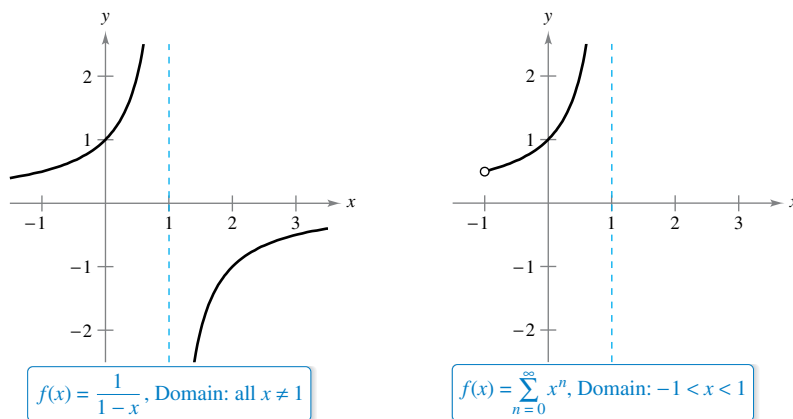
Of course, this series represents  $f(x) = 1/(1-x)$  only on the interval  $(-1, 1)$ , whereas  $f$  is defined for all  $x \neq 1$ , as shown in Figure 9.24. To represent  $f$  in another interval, you must develop a different series. For instance, to obtain the power series centered at  $-1$ , you could write

$$\frac{1}{1-x} = \frac{1}{2-(x+1)} = \frac{1/2}{1-[(x+1)/2]} = \frac{a}{1-r}$$

which implies that  $a = \frac{1}{2}$  and  $r = (x+1)/2$ . So, for  $|x+1| < 2$ , you have

$$\begin{aligned} \frac{1}{1-x} &= \sum_{n=0}^{\infty} \left(\frac{1}{2}\right) \left(\frac{x+1}{2}\right)^n \\ &= \frac{1}{2} \left[ 1 + \frac{(x+1)}{2} + \frac{(x+1)^2}{4} + \frac{(x+1)^3}{8} + \cdots \right], \quad |x+1| < 2 \end{aligned}$$

which converges on the interval  $(-3, 1)$ .



**Figure 9.24**

The Granger Collection

**EXAMPLE 1 Finding a Geometric Power Series Centered at 0**

Find a power series for  $f(x) = \frac{4}{x+2}$ , centered at 0.

**Solution** Writing  $f(x)$  in the form  $a/(1-r)$  produces

$$\frac{4}{2+x} = \frac{2}{1-(-x/2)} = \frac{a}{1-r}$$

which implies that  $a = 2$  and

$$r = -\frac{x}{2}.$$

So, the power series for  $f(x)$  is

$$\begin{aligned} \frac{4}{x+2} &= \sum_{n=0}^{\infty} ar^n \\ &= \sum_{n=0}^{\infty} 2\left(-\frac{x}{2}\right)^n \\ &= 2\left(1 - \frac{x}{2} + \frac{x^2}{4} - \frac{x^3}{8} + \cdots\right). \end{aligned}$$

**Long Division**

$$\begin{array}{r} 2 - x + \frac{1}{2}x^2 - \frac{1}{4}x^3 + \cdots \\ 2 + x \overline{)4} \\ \underline{4 + 2x} \phantom{00} \\ -2x \phantom{0000} \\ \underline{-2x - x^2} \phantom{000} \\ \phantom{00} x^2 + \frac{1}{2}x^3 \\ \phantom{00} \underline{-\frac{1}{2}x^3} \\ \phantom{0000} -\frac{1}{2}x^3 - \frac{1}{4}x^4 \\ \phantom{0000} \underline{-\frac{1}{2}x^3 - \frac{1}{4}x^4} \\ \phantom{000000} \phantom{00} \phantom{00} \phantom{00} \phantom{00} \end{array}$$

This power series converges when

$$\left|-\frac{x}{2}\right| < 1$$

which implies that the interval of convergence is  $(-2, 2)$ . ■

Another way to determine a power series for a rational function such as the one in Example 1 is to use long division. For instance, by dividing  $2+x$  into  $4$ , you obtain the result shown at the left.

**EXAMPLE 2 Finding a Geometric Power Series Centered at 1**

Find a power series for  $f(x) = \frac{1}{x}$ , centered at 1.

**Solution** Writing  $f(x)$  in the form  $a/(1-r)$  produces

$$\frac{1}{x} = \frac{1}{1-(-x+1)} = \frac{a}{1-r}$$

which implies that  $a = 1$  and  $r = 1-x = -(x-1)$ . So, the power series for  $f(x)$  is

$$\begin{aligned} \frac{1}{x} &= \sum_{n=0}^{\infty} ar^n \\ &= \sum_{n=0}^{\infty} [-(x-1)]^n \\ &= \sum_{n=0}^{\infty} (-1)^n(x-1)^n \\ &= 1 - (x-1) + (x-1)^2 - (x-1)^3 + \cdots \end{aligned}$$

This power series converges when

$$|x-1| < 1$$

which implies that the interval of convergence is  $(0, 2)$ . ■

## Operations with Power Series

The versatility of geometric power series will be shown later in this section, following a discussion of power series operations. These operations, used with differentiation and integration, provide a means of developing power series for a variety of elementary functions. (For simplicity, the operations are stated for a series centered at 0.)

### Operations with Power Series

$$\text{Let } f(x) = \sum_{n=0}^{\infty} a_n x^n \text{ and } g(x) = \sum_{n=0}^{\infty} b_n x^n.$$

$$1. f(kx) = \sum_{n=0}^{\infty} a_n k^n x^n$$

$$2. f(x^N) = \sum_{n=0}^{\infty} a_n x^{nN}$$

$$3. f(x) \pm g(x) = \sum_{n=0}^{\infty} (a_n \pm b_n) x^n$$

The operations described above can change the interval of convergence for the resulting series. For example, in the addition shown below, the interval of convergence for the sum is the *intersection* of the intervals of convergence of the two original series.

$$\underbrace{\sum_{n=0}^{\infty} x^n}_{(-1, 1)} + \underbrace{\sum_{n=0}^{\infty} \left(\frac{x}{2}\right)^n}_{(-2, 2)} = \underbrace{\sum_{n=0}^{\infty} \left(1 + \frac{1}{2^n}\right) x^n}_{(-1, 1)}$$

### EXAMPLE 3

### Adding Two Power Series

Find a power series for

$$f(x) = \frac{3x - 1}{x^2 - 1}$$

centered at 0.

**Solution** Using partial fractions, you can write  $f(x)$  as

$$\frac{3x - 1}{x^2 - 1} = \frac{2}{x + 1} + \frac{1}{x - 1}.$$

By adding the two geometric power series

$$\frac{2}{x + 1} = \frac{2}{1 - (-x)} = \sum_{n=0}^{\infty} 2(-1)^n x^n, \quad |x| < 1$$

and

$$\frac{1}{x - 1} = \frac{-1}{1 - x} = -\sum_{n=0}^{\infty} x^n, \quad |x| < 1$$

you obtain the power series shown below.

$$\begin{aligned} \frac{3x - 1}{x^2 - 1} &= \sum_{n=0}^{\infty} [2(-1)^n - 1] x^n \\ &= 1 - 3x + x^2 - 3x^3 + x^4 - \dots \end{aligned}$$

The interval of convergence for this power series is  $(-1, 1)$ .

**EXAMPLE 4** Finding a Power Series by Integration

Find a power series for

$$f(x) = \ln x$$

centered at 1.

**Solution** From Example 2, you know that


$$\frac{1}{x} = \sum_{n=0}^{\infty} (-1)^n (x-1)^n. \quad \text{Interval of convergence: } (0, 2)$$

Integrating this series produces

$$\begin{aligned} \ln x &= \int \frac{1}{x} dx + C \\ &= C + \sum_{n=0}^{\infty} (-1)^n \frac{(x-1)^{n+1}}{n+1}. \end{aligned}$$

By letting  $x = 1$ , you can conclude that  $C = 0$ . Therefore,

$$\begin{aligned} \ln x &= \sum_{n=0}^{\infty} (-1)^n \frac{(x-1)^{n+1}}{n+1} \\ &= \frac{(x-1)}{1} - \frac{(x-1)^2}{2} + \frac{(x-1)^3}{3} - \frac{(x-1)^4}{4} + \dots \quad \text{Interval of convergence: } (0, 2] \end{aligned}$$

Note that the series converges at  $x = 2$ . This is consistent with the observation in the preceding section that integration of a power series may alter the convergence at the endpoints of the interval of convergence. 

**FOR FURTHER INFORMATION** To read about finding a power series using integration by parts, see the article “Integration by Parts and Infinite Series” by Shelby J. Kilmer in *Mathematics Magazine*. To view this article, go to [MathArticles.com](http://MathArticles.com).

In Section 9.7, Example 4, the fourth-degree Taylor polynomial (centered at  $c = 1$ ) for the natural logarithmic function

$$\ln x \approx (x-1) - \frac{(x-1)^2}{2} + \frac{(x-1)^3}{3} - \frac{(x-1)^4}{4}$$

was used to approximate  $\ln(1.1)$ .

$$\begin{aligned} \ln(1.1) &\approx (0.1) - \frac{1}{2}(0.1)^2 + \frac{1}{3}(0.1)^3 - \frac{1}{4}(0.1)^4 \\ &\approx 0.0953083 \end{aligned}$$

You now know from Example 4 in this section that this polynomial represents the first four terms of the power series for  $\ln x$ . Moreover, using the Alternating Series Remainder, you can determine that the error in this approximation is less than

$$\begin{aligned} |R_4| &\leq |a_5| \\ &= \frac{1}{5}(0.1)^5 \\ &= 0.000002. \end{aligned}$$

During the seventeenth and eighteenth centuries, mathematical tables for logarithms and values of other transcendental functions were computed in this manner. Such numerical techniques are far from outdated, because it is precisely by such means that many modern calculating devices are programmed to evaluate transcendental functions.



**SRINIVASA RAMANUJAN**  
(1887–1920)

Series that can be used to approximate  $\pi$  have interested mathematicians for the past 300 years. An amazing series for approximating  $1/\pi$  was discovered by the Indian mathematician Srinivasa Ramanujan in 1914 (see Exercise 57). Each successive term of Ramanujan's series adds roughly eight more correct digits to the value of  $1/\pi$ . For more information about Ramanujan's work, see the article "Ramanujan and Pi" by Jonathan M. Borwein and Peter B. Borwein in *Scientific American*.

See *LarsonCalculus.com* to read more of this biography.

### EXAMPLE 5

### Finding a Power Series by Integration

•••▶ See *LarsonCalculus.com* for an interactive version of this type of example.

Find a power series for

$$g(x) = \arctan x$$

centered at 0.

**Solution** Because  $D_x[\arctan x] = 1/(1 + x^2)$ , you can use the series

$$f(x) = \frac{1}{1+x} = \sum_{n=0}^{\infty} (-1)^n x^n. \quad \text{Interval of convergence: } (-1, 1)$$

Substituting  $x^2$  for  $x$  produces

$$f(x^2) = \frac{1}{1+x^2} = \sum_{n=0}^{\infty} (-1)^n x^{2n}.$$

Finally, by integrating, you obtain

$$\begin{aligned} \arctan x &= \int \frac{1}{1+x^2} dx + C \\ &= C + \sum_{n=0}^{\infty} (-1)^n \frac{x^{2n+1}}{2n+1} \\ &= \sum_{n=0}^{\infty} (-1)^n \frac{x^{2n+1}}{2n+1} \\ &= x - \frac{x^3}{3} + \frac{x^5}{5} - \frac{x^7}{7} + \cdots \end{aligned} \quad \begin{array}{l} \text{Let } x = 0, \text{ then } C = 0. \\ \text{Interval of convergence: } (-1, 1) \end{array}$$

It can be shown that the power series developed for  $\arctan x$  in Example 5 also converges (to  $\arctan x$ ) for  $x = \pm 1$ . For instance, when  $x = 1$ , you can write

$$\begin{aligned} \arctan 1 &= 1 - \frac{1}{3} + \frac{1}{5} - \frac{1}{7} + \cdots \\ &= \frac{\pi}{4}. \end{aligned}$$

However, this series (developed by James Gregory in 1671) is not a practical way of approximating  $\pi$  because it converges so slowly that hundreds of terms would have to be used to obtain reasonable accuracy. Example 6 shows how to use *two* different arctangent series to obtain a very good approximation of  $\pi$  using only a few terms. This approximation was developed by John Machin in 1706.

### FOR FURTHER INFORMATION

To read about other methods for approximating  $\pi$ , see the article "Two Methods for Approximating  $\pi$ " by Chien-Lih Hwang in *Mathematics Magazine*. To view this article, go to *MathArticles.com*.

### EXAMPLE 6

### Approximating $\pi$ with a Series

Use the trigonometric identity

$$4 \arctan \frac{1}{5} - \arctan \frac{1}{239} = \frac{\pi}{4}$$

to approximate the number  $\pi$ . [See Exercise 44(b).]

**Solution** By using only five terms from each of the series for  $\arctan(1/5)$  and  $\arctan(1/239)$ , you obtain

$$4 \left( 4 \arctan \frac{1}{5} - \arctan \frac{1}{239} \right) \approx 3.1415927$$

which agrees with the exact value of  $\pi$  with an error of less than 0.0000001.

# 9.9 Exercises

See [CalcChat.com](http://CalcChat.com) for tutorial help and worked-out solutions to odd-numbered exercises.

### CONCEPT CHECK

**1. Using Power Series** Explain how to use a geometric power series to represent a function of the form

$$f(x) = \frac{b}{c - x}.$$

**2. Power Series Operations** Consider  $f(x) = \sum_{n=0}^{\infty} 5x^{2n}$ .

What are the values of  $a$  and  $b$  in terms of  $n$ ?

$$f\left(\frac{x^3}{5}\right) = \sum_{n=0}^{\infty} \frac{x^a}{5^b}$$



**Finding a Geometric Power Series** In Exercises 3–6, find a geometric power series for the function, centered at 0, (a) by the technique shown in Examples 1 and 2 and (b) by long division.

3.  $f(x) = \frac{1}{4 - x}$

4.  $f(x) = \frac{1}{2 + x}$

5.  $f(x) = \frac{4}{3 + x}$

6.  $f(x) = \frac{2}{5 - x}$



**Finding a Power Series** In Exercises 7–18, find a power series for the function, centered at  $c$ , and determine the interval of convergence.

7.  $f(x) = \frac{1}{6 - x}, c = 1$       8.  $f(x) = \frac{2}{6 - x}, c = -2$

9.  $f(x) = \frac{1}{1 - 3x}, c = 0$       10.  $h(x) = \frac{1}{1 - 4x}, c = 0$

11.  $g(x) = \frac{5}{2x - 3}, c = -3$       12.  $f(x) = \frac{3}{2x - 1}, c = 2$

13.  $f(x) = \frac{2}{5x + 4}, c = -1$       14.  $f(x) = \frac{4}{3x + 2}, c = 3$

15.  $g(x) = \frac{4x}{x^2 + 2x - 3}, c = 0$

16.  $g(x) = \frac{3x - 8}{3x^2 + 5x - 2}, c = 0$

17.  $f(x) = \frac{2}{1 - x^2}, c = 0$       18.  $f(x) = \frac{5}{4 - x^2}, c = 0$



**Using a Power Series** In Exercises 19–28, use the power series

$$\frac{1}{1 + x} = \sum_{n=0}^{\infty} (-1)^n x^n, \quad |x| < 1$$

to find a power series for the function, centered at 0, and determine the interval of convergence.

19.  $h(x) = \frac{-2}{x^2 - 1} = \frac{1}{1 + x} + \frac{1}{1 - x}$

20.  $h(x) = \frac{x}{x^2 - 1} = \frac{1}{2(1 + x)} - \frac{1}{2(1 - x)}$

21.  $f(x) = -\frac{1}{(x + 1)^2} = \frac{d}{dx} \left[ \frac{1}{x + 1} \right]$

22.  $f(x) = \frac{2}{(x + 1)^3} = \frac{d^2}{dx^2} \left[ \frac{1}{x + 1} \right]$

23.  $f(x) = \ln(x + 1) = \int \frac{1}{x + 1} dx$

24.  $f(x) = \ln(1 - x^2) = \int \frac{1}{1 + x} dx - \int \frac{1}{1 - x} dx$

25.  $g(x) = \frac{1}{x^2 + 1}$

26.  $f(x) = \ln(x^2 + 1)$

27.  $h(x) = \frac{1}{4x^2 + 1}$

28.  $f(x) = \arctan 2x$



**Graphical and Numerical Analysis** In Exercises 29 and 30, let

$$S_n = x - \frac{x^2}{2} + \frac{x^3}{3} - \frac{x^4}{4} + \dots \pm \frac{x^n}{n}.$$

Use a graphing utility to confirm the inequality graphically. Then complete the table to confirm the inequality numerically.

$x$	0.0	0.2	0.4	0.6	0.8	1.0
$S_n$						
$\ln(x + 1)$						
$S_{n+1}$						

29.  $S_2 \leq \ln(x + 1) \leq S_3$

30.  $S_4 \leq \ln(x + 1) \leq S_5$



**Approximating a Sum** In Exercises 31 and 32, (a) use a graphing utility to graph several partial sums of the series, (b) find the sum of the series and its radius of convergence, (c) use a graphing utility and 50 terms of the series to approximate the sum when  $x = 0.5$ , and (d) determine what the approximation represents and how good the approximation is.

31.  $\sum_{n=1}^{\infty} \frac{(-1)^{n+1}(x - 1)^n}{n}$

32.  $\sum_{n=0}^{\infty} \frac{(-1)^n x^{2n+1}}{(2n + 1)!}$



**Approximating a Value** In Exercises 33–36, use the power series for  $f(x) = \arctan x$  to approximate the value, using  $R_N \leq 0.001$ .

33.  $\arctan \frac{1}{4}$

34.  $\int_0^{3/4} \arctan x^2 dx$

35.  $\int_0^{1/2} \frac{\arctan x^2}{x} dx$

36.  $\int_0^{1/2} x^2 \arctan x dx$

**Using a Power Series** In Exercises 37–40, use the power series

$$\frac{1}{1-x} = \sum_{n=0}^{\infty} x^n, \quad |x| < 1$$

to find a power series for the function, centered at 0, and determine the interval of convergence.

37.  $f(x) = \frac{1}{(1-x)^2}$       38.  $f(x) = \frac{x}{(1-x)^2}$

39.  $f(x) = \frac{1+x}{(1-x)^2}$       40.  $f(x) = \frac{x(1+x)}{(1-x)^2}$

**41. Probability** A fair coin is tossed repeatedly. The probability that the first head occurs on the  $n$ th toss is  $P(n) = (\frac{1}{2})^n$ . When this game is repeated many times, the average number of tosses required until the first head occurs is

$$E(n) = \sum_{n=1}^{\infty} nP(n).$$

(This value is called the *expected value of n*.) Use the results of Exercises 37–40 to find  $E(n)$ . Is the answer what you expected? Why or why not?

**42. Finding the Sum of a Series** Use the results of Exercises 37–40 to find the sum of each series.

(a)  $\frac{1}{3} \sum_{n=1}^{\infty} n \left(\frac{2}{3}\right)^n$       (b)  $\frac{1}{10} \sum_{n=1}^{\infty} n \left(\frac{9}{10}\right)^n$

**43. Proof** Prove that

$$\arctan x + \arctan y = \arctan \frac{x+y}{1-xy}$$

for  $xy \neq 1$  provided the value of the left side of the equation is between  $-\pi/2$  and  $\pi/2$ .

**44. Verifying an Identity** Use the result of Exercise 43 to verify each identity.

(a)  $\arctan \frac{120}{119} - \arctan \frac{1}{239} = \frac{\pi}{4}$

(b)  $4 \arctan \frac{1}{5} - \arctan \frac{1}{239} = \frac{\pi}{4}$

[Hint: Use Exercise 43 twice to find  $4 \arctan \frac{1}{5}$ . Then use part (a).]

**Approximating Pi** In Exercises 45 and 46, (a) use the result of Exercise 43 to verify the given identity and (b) use the identity and the series for the arctangent to approximate  $\pi$  by using four terms of each series.

45.  $2 \arctan \frac{1}{2} - \arctan \frac{1}{7} = \frac{\pi}{4}$

46.  $\arctan \frac{1}{2} + \arctan \frac{1}{3} = \frac{\pi}{4}$

**Finding the Sum of a Series** In Exercises 47–52, find the sum of the convergent series by using a well-known function. Identify the function and explain how you obtained the sum.

47.  $\sum_{n=1}^{\infty} (-1)^{n+1} \frac{1}{2^n}$       48.  $\sum_{n=1}^{\infty} (-1)^{n+1} \frac{1}{3^n}$

49.  $\sum_{n=1}^{\infty} (-1)^{n+1} \frac{2^n}{5^n}$

50.  $\sum_{n=0}^{\infty} (-1)^n \frac{1}{2n+1}$

51.  $\sum_{n=0}^{\infty} (-1)^n \frac{1}{2^{2n+1}(2n+1)}$

52.  $\sum_{n=1}^{\infty} (-1)^{n+1} \frac{1}{3^{2n-1}(2n-1)}$

**EXPLORING CONCEPTS**

**53. Using Series** One of the series in Exercises 47–52 converges to its sum at a much lower rate than the other five series. Which is it? Explain why this series converges so slowly. Use a graphing utility to illustrate the rate of convergence.

**54. Radius of Convergence** The radius of convergence of the power series  $\sum_{n=0}^{\infty} a_n x^n$  is 3. What is the radius of convergence of the series

$$\sum_{n=1}^{\infty} n a_n x^{n-1}?$$

Explain.

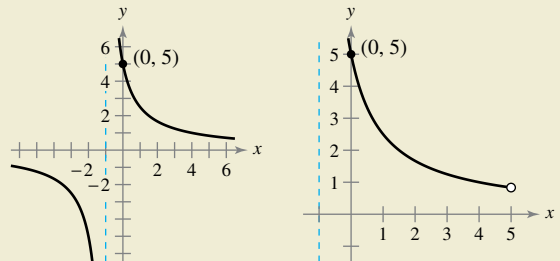
**55. Convergence of a Power Series** The power series  $\sum_{n=0}^{\infty} a_n x^n$  converges for  $|x+1| < 4$ . What can you conclude about the convergence of the series

$$\sum_{n=0}^{\infty} a_n \frac{x^{n+1}}{n+1}?$$

Explain.



**56. HOW DO YOU SEE IT?** The figure on the left shows the graph of a function. The figure on the right shows the graph of a power series representation of the function.



- (a) Identify the function.
- (b) What are the center and interval of convergence of the power series?

**57. Ramanujan and Pi** Use a graphing utility to show that

$$\frac{\sqrt{8}}{9801} \sum_{n=0}^{\infty} \frac{(4n)!(1103 + 26,390n)}{(n!)^3 96^{4n}} = \frac{1}{\pi}$$



# 9.10 Taylor and Maclaurin Series

- Find a Taylor or Maclaurin series for a function.
- Find a binomial series.
- Use a basic list of Taylor series to find other Taylor series.

## Taylor Series and Maclaurin Series

In Section 9.9, you derived power series for several functions using geometric series with term-by-term differentiation or integration. In this section, you will study a *general* procedure for deriving the power series for a function that has derivatives of all orders. The next theorem gives the form that *every* convergent power series must take.


•••••▶  
 • **REMARK** Be sure you understand Theorem 9.22. The theorem says that *if a power series converges to  $f(x)$* , then the series must be a Taylor series. The theorem does *not* say that every series formed with the Taylor coefficients  $a_n = f^{(n)}(c)/n!$  will converge to  $f(x)$ .

**THEOREM 9.22 The Form of a Convergent Power Series**

If  $f$  is represented by a power series  $f(x) = \sum a_n(x - c)^n$  for all  $x$  in an open interval  $I$  containing  $c$ , then

$$a_n = \frac{f^{(n)}(c)}{n!}$$

and

$$f(x) = f(c) + f'(c)(x - c) + \frac{f''(c)}{2!}(x - c)^2 + \cdots + \frac{f^{(n)}(c)}{n!}(x - c)^n + \cdots$$


**Proof** Consider a power series  $\sum a_n(x - c)^n$  that has a radius of convergence  $R$ . Then, by Theorem 9.21, you know that the  $n$ th derivative of  $f$  exists for  $|x - c| < R$ , and by successive differentiation you obtain the following.

$$\begin{aligned}
 f^{(0)}(x) &= a_0 + a_1(x - c) + a_2(x - c)^2 + a_3(x - c)^3 + a_4(x - c)^4 + \cdots \\
 f^{(1)}(x) &= a_1 + 2a_2(x - c) + 3a_3(x - c)^2 + 4a_4(x - c)^3 + \cdots \\
 f^{(2)}(x) &= 2a_2 + 3!a_3(x - c) + 4 \cdot 3a_4(x - c)^2 + \cdots \\
 f^{(3)}(x) &= 3!a_3 + 4!a_4(x - c) + \cdots \\
 &\vdots \\
 f^{(n)}(x) &= n!a_n + (n + 1)!a_{n+1}(x - c) + \cdots
 \end{aligned}$$

Evaluating each of these derivatives at  $x = c$  yields

$$\begin{aligned}
 f^{(0)}(c) &= 0!a_0 \\
 f^{(1)}(c) &= 1!a_1 \\
 f^{(2)}(c) &= 2!a_2 \\
 f^{(3)}(c) &= 3!a_3
 \end{aligned}$$

and, in general,  $f^{(n)}(c) = n!a_n$ . By solving for  $a_n$ , you find that the coefficients of the power series representation of  $f(x)$  are

$$a_n = \frac{f^{(n)}(c)}{n!}$$

Notice that the coefficients of the power series in Theorem 9.22 are precisely the coefficients of the Taylor polynomials for  $f$  at  $c$  as defined in Section 9.7. For this reason, the series is called the **Taylor series** for  $f$  at  $c$ .

**COLIN MACLAURIN (1698–1746)**

The development of power series to represent functions is credited to the combined work of many seventeenth- and eighteenth-century mathematicians. Gregory, Newton, John and James Bernoulli, Leibniz, Euler, Lagrange, Wallis, and Fourier all contributed to this work. However, the two names that are most commonly associated with power series are Brook Taylor and Colin Maclaurin. See *LarsonCalculus.com* to read more of this biography.

### Definition of Taylor and Maclaurin Series

If a function  $f$  has derivatives of all orders at  $x = c$ , then the series

$$\sum_{n=0}^{\infty} \frac{f^{(n)}(c)}{n!} (x - c)^n = f(c) + f'(c)(x - c) + \cdots + \frac{f^{(n)}(c)}{n!} (x - c)^n + \cdots$$

is called the **Taylor series for  $f$  at  $c$** . Moreover, if  $c = 0$ , then the series is the **Maclaurin series for  $f$** .

When you know the pattern for the coefficients of the Taylor polynomials for a function, you can extend the pattern to form the corresponding Taylor series. For instance, in Example 4 in Section 9.7, you found the fourth Taylor polynomial for  $\ln x$ , centered at 1, to be

$$P_4(x) = (x - 1) - \frac{1}{2}(x - 1)^2 + \frac{1}{3}(x - 1)^3 - \frac{1}{4}(x - 1)^4.$$

From this pattern, you can obtain the Taylor series for  $\ln x$  centered at  $c = 1$ ,

$$(x - 1) - \frac{1}{2}(x - 1)^2 + \cdots + \frac{(-1)^{n+1}}{n}(x - 1)^n + \cdots$$

### EXAMPLE 1 Forming a Power Series

Use the function

$$f(x) = \sin x$$

to form the Maclaurin series

$$\sum_{n=0}^{\infty} \frac{f^{(n)}(0)}{n!} x^n = f(0) + f'(0)x + \frac{f''(0)}{2!} x^2 + \frac{f'''(0)}{3!} x^3 + \frac{f^{(4)}(0)}{4!} x^4 + \cdots$$

and determine the interval of convergence.

**Solution** Taking successive derivatives of  $f$  yields

$f(x) = \sin x$	$f(0) = \sin 0 = 0$
$f'(x) = \cos x$	$f'(0) = \cos 0 = 1$
$f''(x) = -\sin x$	$f''(0) = -\sin 0 = 0$
$f'''(x) = -\cos x$	$f'''(0) = -\cos 0 = -1$
$f^{(4)}(x) = \sin x$	$f^{(4)}(0) = \sin 0 = 0$
$f^{(5)}(x) = \cos x$	$f^{(5)}(0) = \cos 0 = 1$

and so on. The pattern repeats after the third derivative. So, the power series is as follows.

$$\begin{aligned} \sum_{n=0}^{\infty} \frac{f^{(n)}(0)}{n!} x^n &= f(0) + f'(0)x + \frac{f''(0)}{2!} x^2 + \frac{f'''(0)}{3!} x^3 + \frac{f^{(4)}(0)}{4!} x^4 + \cdots \\ &= 0 + (1)x + \frac{0}{2!} x^2 + \frac{(-1)}{3!} x^3 + \frac{0}{4!} x^4 + \frac{1}{5!} x^5 + \frac{0}{6!} x^6 + \frac{(-1)}{7!} x^7 + \cdots \\ &= x - \frac{x^3}{3!} + \frac{x^5}{5!} - \frac{x^7}{7!} + \cdots \\ &= \sum_{n=0}^{\infty} \frac{(-1)^n x^{2n+1}}{(2n+1)!} \end{aligned}$$

By the Ratio Test, you can conclude that this series converges for all  $x$ .

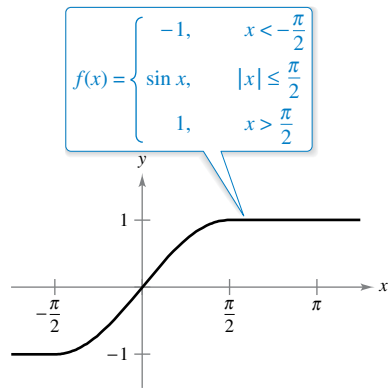


Figure 9.25

Notice that in Example 1, you cannot conclude that the power series converges to  $\sin x$  for all  $x$ . You can simply conclude that the power series converges to some function, but you are not sure what function it is. This is a subtle, but important, point in dealing with Taylor or Maclaurin series. To persuade yourself that the series

$$f(c) + f'(c)(x - c) + \frac{f''(c)}{2!}(x - c)^2 + \cdots + \frac{f^{(n)}(c)}{n!}(x - c)^n + \cdots$$

might converge to a function other than  $f$ , remember that the derivatives are being evaluated at a single point. It can easily happen that another function will agree with the values of  $f^{(n)}(x)$  when  $x = c$  and disagree at other  $x$ -values. For instance, the power series (centered at 0) for the function  $f$  shown in Figure 9.25 is the same series as in Example 1. You know that the series converges for all  $x$ , and yet it obviously cannot converge to both  $f(x)$  and  $\sin x$  for all  $x$ .

Let  $f$  have derivatives of all orders in an open interval  $I$  centered at  $c$ . The Taylor series for  $f$  may fail to converge for some  $x$  in  $I$ . Even when it is convergent, it may fail to have  $f(x)$  as its sum. Nevertheless, Theorem 9.19 tells us that for each  $n$ ,

$$f(x) = f(c) + f'(c)(x - c) + \frac{f''(c)}{2!}(x - c)^2 + \cdots + \frac{f^{(n)}(c)}{n!}(x - c)^n + R_n(x)$$

where

$$R_n(x) = \frac{f^{(n+1)}(z)}{(n + 1)!}(x - c)^{n+1}.$$

Note that in this remainder formula, the particular value of  $z$  that makes the remainder formula true depends on the values of  $x$  and  $n$ . If  $R_n \rightarrow 0$ , then the next theorem tells us that the Taylor series for  $f$  actually converges to  $f(x)$  for all  $x$  in  $I$ .

**THEOREM 9.23 Convergence of Taylor Series**

If  $\lim_{n \rightarrow \infty} R_n = 0$  for all  $x$  in the interval  $I$ , then the Taylor series for  $f$  converges and equals  $f(x)$ ,

$$f(x) = \sum_{n=0}^{\infty} \frac{f^{(n)}(c)}{n!}(x - c)^n.$$



**Proof** For a Taylor series, the  $n$ th partial sum coincides with the  $n$ th Taylor polynomial. That is,  $S_n(x) = P_n(x)$ . Moreover, because

$$P_n(x) = f(x) - R_n(x)$$

it follows that

$$\begin{aligned} \lim_{n \rightarrow \infty} S_n(x) &= \lim_{n \rightarrow \infty} P_n(x) \\ &= \lim_{n \rightarrow \infty} [f(x) - R_n(x)] \\ &= f(x) - \lim_{n \rightarrow \infty} R_n(x). \end{aligned}$$

So, for a given  $x$ , the Taylor series (the sequence of partial sums) converges to  $f(x)$  if and only if  $R_n(x) \rightarrow 0$  as  $n \rightarrow \infty$ . ■

Stated another way, Theorem 9.23 says that a power series formed with Taylor coefficients

$$a_n = \frac{f^{(n)}(c)}{n!}$$

converges to the function from which it was derived at precisely those values for which the remainder approaches 0 as  $n \rightarrow \infty$ .

In Example 1, you derived the power series from the sine function and you also concluded that the series converges to some function on the entire real number line. In Example 2, you will see that the series actually converges to  $\sin x$ . The key observation is that although the value of  $z$  is not known, it is possible to obtain an upper bound for

$$|f^{(n+1)}(z)|.$$

### EXAMPLE 2 A Convergent Maclaurin Series

Show that the Maclaurin series for

$$f(x) = \sin x$$

converges to  $\sin x$  for all  $x$ .

**Solution** Using the result in Example 1, you need to show that

$$\sin x = x - \frac{x^3}{3!} + \frac{x^5}{5!} - \frac{x^7}{7!} + \cdots + \frac{(-1)^n x^{2n+1}}{(2n+1)!} + \cdots$$

is true for all  $x$ . Because

$$f^{(n+1)}(x) = \pm \sin x$$

or

$$f^{(n+1)}(x) = \pm \cos x$$

you know that

$$|f^{(n+1)}(z)| \leq 1$$

for every real number  $z$ . Therefore, for any fixed  $x$ , you can apply Taylor's Theorem (Theorem 9.19) to conclude that

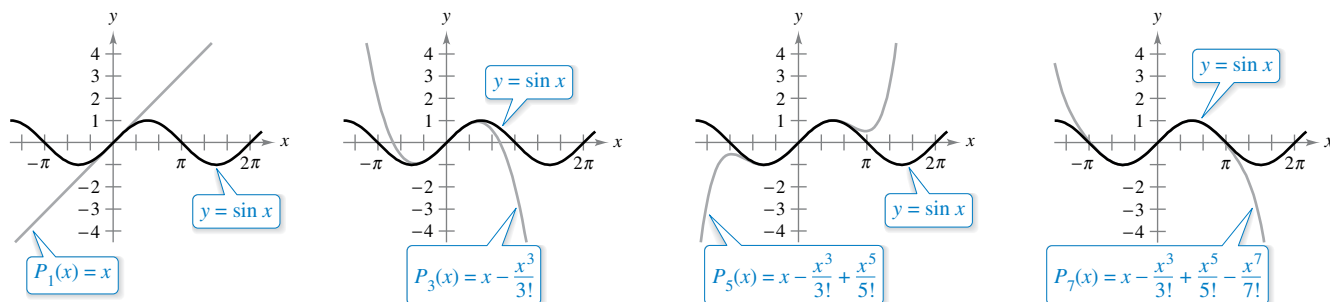
$$0 \leq |R_n(x)| = \left| \frac{f^{(n+1)}(z)}{(n+1)!} x^{n+1} \right| \leq \frac{|x|^{n+1}}{(n+1)!}.$$

From the discussion in Section 9.1 regarding the relative rates of convergence of exponential and factorial sequences, it follows that for a fixed  $x$ ,

$$\lim_{n \rightarrow \infty} \frac{|x|^{n+1}}{(n+1)!} = 0.$$

Finally, by the Squeeze Theorem, it follows that for all  $x$ ,  $R_n(x) \rightarrow 0$  as  $n \rightarrow \infty$ . So, by Theorem 9.23, the Maclaurin series for  $\sin x$  converges to  $\sin x$  for all  $x$ . ■

Figure 9.26 visually illustrates the convergence of the Maclaurin series for  $\sin x$  by comparing the graphs of the Maclaurin polynomials  $P_1$ ,  $P_3$ ,  $P_5$ , and  $P_7$  with the graph of the sine function. Notice that as the degree of the polynomial increases, its graph more closely resembles that of the sine function.



As  $n$  increases, the graph of  $P_n$  more closely resembles the sine function.

**Figure 9.26**

The guidelines for finding a Taylor series for  $f$  at  $c$  are summarized below.

### GUIDELINES FOR FINDING A TAYLOR SERIES

1. Differentiate  $f$  with respect to  $x$  several times and evaluate each derivative at  $c$ .

$$f(c), f'(c), f''(c), f'''(c), \dots, f^{(n)}(c), \dots$$

Try to recognize a pattern in these numbers.

2. Use the sequence developed in the first step to form the Taylor coefficients  $a_n = f^{(n)}(c)/n!$  and determine the interval of convergence for the resulting power series

$$f(c) + f'(c)(x - c) + \frac{f''(c)}{2!}(x - c)^2 + \dots + \frac{f^{(n)}(c)}{n!}(x - c)^n + \dots$$

3. Within this interval of convergence, determine whether the series converges to  $f(x)$ .

.....▶  
**REMARK** When you have difficulty recognizing a pattern, remember that you can use Theorem 9.22 to find the Taylor series. Also, you can try using the coefficients of a known Taylor or Maclaurin series, as shown in Example 3.

The direct determination of Taylor or Maclaurin coefficients using successive differentiation can be difficult, and the next example illustrates a shortcut for finding the coefficients indirectly—using the coefficients of a known Taylor or Maclaurin series.

### EXAMPLE 3 Maclaurin Series for a Composite Function

Find the Maclaurin series for

$$f(x) = \sin x^2.$$

**Solution** To find the coefficients for this Maclaurin series directly, you must calculate successive derivatives of  $f(x) = \sin x^2$ . By calculating just the first two,

$$f'(x) = 2x \cos x^2$$

and

$$f''(x) = -4x^2 \sin x^2 + 2 \cos x^2$$

you can see that this task would be quite cumbersome. Fortunately, there is an alternative. First, consider the Maclaurin series for  $\sin x$  found in Example 1.

$$\begin{aligned} g(x) &= \sin x \\ &= x - \frac{x^3}{3!} + \frac{x^5}{5!} - \frac{x^7}{7!} + \dots \end{aligned}$$

Now, because  $\sin x^2 = g(x^2)$ , you can substitute  $x^2$  for  $x$  in the series for  $\sin x$  to obtain

$$\begin{aligned} \sin x^2 &= g(x^2) \\ &= x^2 - \frac{x^6}{3!} + \frac{x^{10}}{5!} - \frac{x^{14}}{7!} + \dots \end{aligned}$$

Be sure to understand the point illustrated in Example 3. Because direct computation of Taylor or Maclaurin coefficients can be tedious, the most practical way to find a Taylor or Maclaurin series is to develop power series for a *basic list* of elementary functions. From this list, you can determine power series for other functions by the operations of addition, subtraction, multiplication, division, differentiation, integration, and composition with known power series.

### Binomial Series

Before presenting the basic list for elementary functions, you will develop one more series—for a function of the form  $f(x) = (1 + x)^k$ . This produces the **binomial series**.

#### EXAMPLE 4 Binomial Series

Find the Maclaurin series for  $f(x) = (1 + x)^k$  and determine its radius of convergence. Assume that  $k$  is not a positive integer and  $k \neq 0$ .

**Solution** By successive differentiation, you have

$$\begin{aligned} f(x) &= (1 + x)^k & f(0) &= 1 \\ f'(x) &= k(1 + x)^{k-1} & f'(0) &= k \\ f''(x) &= k(k - 1)(1 + x)^{k-2} & f''(0) &= k(k - 1) \\ f'''(x) &= k(k - 1)(k - 2)(1 + x)^{k-3} & f'''(0) &= k(k - 1)(k - 2) \\ &\vdots & &\vdots \\ f^{(n)}(x) &= k \cdot \dots \cdot (k - n + 1)(1 + x)^{k-n} & f^{(n)}(0) &= k(k - 1) \cdot \dots \cdot (k - n + 1) \end{aligned}$$

which produces the series

$$1 + kx + \frac{k(k - 1)x^2}{2} + \dots + \frac{k(k - 1) \cdot \dots \cdot (k - n + 1)x^n}{n!} + \dots$$

By the Ratio Test, you can conclude that the radius of convergence is  $R = 1$ . So, the series converges to some function in the interval  $(-1, 1)$ .

Note that Example 4 shows that the Taylor series for  $(1 + x)^k$  converges to some function in the interval  $(-1, 1)$ . However, the example does not show that the series actually converges to  $(1 + x)^k$ . To do this, you could show that the remainder  $R_n(x)$  converges to 0, as illustrated in Example 2. You now have enough information to find a binomial series for a function, as shown in the next example.

#### EXAMPLE 5 Finding a Binomial Series

Find the power series for

$$f(x) = \sqrt[3]{1 + x}.$$

**Solution** Using the binomial series

$$(1 + x)^k = 1 + kx + \frac{k(k - 1)x^2}{2!} + \frac{k(k - 1)(k - 2)x^3}{3!} + \dots$$

let  $k = \frac{1}{3}$  and write

$$(1 + x)^{1/3} = 1 + \frac{x}{3} - \frac{2x^2}{3^2 2!} + \frac{2 \cdot 5x^3}{3^3 3!} - \frac{2 \cdot 5 \cdot 8x^4}{3^4 4!} + \dots$$

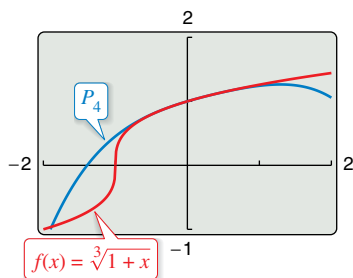


Figure 9.27

**TECHNOLOGY** Use a graphing utility to confirm the result in Example 5.

When you graph the functions

$$f(x) = (1 + x)^{1/3}$$

and

$$P_4(x) = 1 + \frac{x}{3} - \frac{x^2}{9} + \frac{5x^3}{81} - \frac{10x^4}{243}$$

in the same viewing window, you should obtain the result shown in Figure 9.27.

## Deriving Taylor Series from a Basic List

The list below provides the power series for several elementary functions with the corresponding intervals of convergence.

### POWER SERIES FOR ELEMENTARY FUNCTIONS

Function	Interval of Convergence
$\frac{1}{x} = 1 - (x - 1) + (x - 1)^2 - (x - 1)^3 + (x - 1)^4 - \dots + (-1)^n(x - 1)^n + \dots$	$0 < x < 2$
$\frac{1}{1 + x} = 1 - x + x^2 - x^3 + x^4 - x^5 + \dots + (-1)^n x^n + \dots$	$-1 < x < 1$
$\ln x = (x - 1) - \frac{(x - 1)^2}{2} + \frac{(x - 1)^3}{3} - \frac{(x - 1)^4}{4} + \dots + \frac{(-1)^{n-1}(x - 1)^n}{n} + \dots$	$0 < x \leq 2$
$e^x = 1 + x + \frac{x^2}{2!} + \frac{x^3}{3!} + \frac{x^4}{4!} + \frac{x^5}{5!} + \dots + \frac{x^n}{n!} + \dots$	$-\infty < x < \infty$
$\sin x = x - \frac{x^3}{3!} + \frac{x^5}{5!} - \frac{x^7}{7!} + \frac{x^9}{9!} - \dots + \frac{(-1)^n x^{2n+1}}{(2n+1)!} + \dots$	$-\infty < x < \infty$
$\cos x = 1 - \frac{x^2}{2!} + \frac{x^4}{4!} - \frac{x^6}{6!} + \frac{x^8}{8!} - \dots + \frac{(-1)^n x^{2n}}{(2n)!} + \dots$	$-\infty < x < \infty$
$\arctan x = x - \frac{x^3}{3} + \frac{x^5}{5} - \frac{x^7}{7} + \frac{x^9}{9} - \dots + \frac{(-1)^n x^{2n+1}}{2n+1} + \dots$	$-1 \leq x \leq 1$
$\arcsin x = x + \frac{x^3}{2 \cdot 3} + \frac{1 \cdot 3x^5}{2 \cdot 4 \cdot 5} + \frac{1 \cdot 3 \cdot 5x^7}{2 \cdot 4 \cdot 6 \cdot 7} + \dots + \frac{(2n)!x^{2n+1}}{(2^n n!)^2(2n+1)} + \dots$	$-1 \leq x \leq 1$
$(1 + x)^k = 1 + kx + \frac{k(k-1)x^2}{2!} + \frac{k(k-1)(k-2)x^3}{3!} + \dots + \frac{k(k-1)\dots(k-n+1)x^n}{n!} + \dots$	$-1 < x < 1^*$

\* The convergence at  $x = \pm 1$  depends on the value of  $k$ .

Note that the binomial series is valid for noninteger values of  $k$ . Also, when  $k$  is a positive integer, the binomial series reduces to a simple binomial expansion.

### EXAMPLE 6 Deriving a Power Series from a Basic List

Find the power series for

$$f(x) = \cos \sqrt{x}.$$

**Solution** Using the power series

$$\cos x = 1 - \frac{x^2}{2!} + \frac{x^4}{4!} - \frac{x^6}{6!} + \frac{x^8}{8!} - \dots$$

you can replace  $x$  by

$$\sqrt{x}$$

to obtain the series

$$\cos \sqrt{x} = 1 - \frac{x}{2!} + \frac{x^2}{4!} - \frac{x^3}{6!} + \frac{x^4}{8!} - \dots$$

This series converges for all  $x$  in the domain of  $\cos \sqrt{x}$ —that is, for  $x \geq 0$ .

Power series can be multiplied and divided like polynomials. After finding the first few terms of the product (or quotient), you may be able to recognize a pattern.

### EXAMPLE 7 Multiplication of Power Series

Find the first three nonzero terms in the Maclaurin series  $e^x \arctan x$ .

**Solution** Using the Maclaurin series for  $e^x$  and  $\arctan x$  in the table, you have

$$e^x \arctan x = \left(1 + x + \frac{x^2}{2!} + \frac{x^3}{3!} + \frac{x^4}{4!} + \cdots\right) \left(x - \frac{x^3}{3} + \frac{x^5}{5} - \cdots\right).$$

Multiply these expressions and collect like terms as you would in multiplying polynomials.

$$\begin{array}{r} 1 + x + \frac{1}{2}x^2 + \frac{1}{6}x^3 + \frac{1}{24}x^4 + \cdots \\ x - \frac{1}{3}x^3 + \frac{1}{5}x^5 - \cdots \\ \hline x + x^2 + \frac{1}{2}x^3 + \frac{1}{6}x^4 + \frac{1}{24}x^5 + \cdots \\ - \frac{1}{3}x^3 - \frac{1}{3}x^4 - \frac{1}{6}x^5 - \cdots \\ + \frac{1}{5}x^5 + \cdots \\ \hline x + x^2 + \frac{1}{6}x^3 - \frac{1}{6}x^4 + \frac{3}{40}x^5 + \cdots \end{array}$$

So,  $e^x \arctan x = x + x^2 + \frac{1}{6}x^3 + \cdots$ .

### EXAMPLE 8 Division of Power Series

Find the first three nonzero terms in the Maclaurin series  $\tan x$ .

**Solution** Using the Maclaurin series for  $\sin x$  and  $\cos x$  in the table, you have

$$\tan x = \frac{\sin x}{\cos x} = \frac{x - \frac{x^3}{3!} + \frac{x^5}{5!} - \cdots}{1 - \frac{x^2}{2!} + \frac{x^4}{4!} - \cdots}.$$

Divide using long division.

$$\begin{array}{r} x + \frac{1}{3}x^3 + \frac{2}{15}x^5 + \cdots \\ 1 - \frac{1}{2}x^2 + \frac{1}{24}x^4 - \cdots \overline{) x - \frac{1}{6}x^3 + \frac{1}{120}x^5 - \cdots} \\ x - \frac{1}{2}x^3 + \frac{1}{24}x^5 - \cdots \\ \hline \frac{1}{3}x^3 - \frac{1}{30}x^5 + \cdots \\ \frac{1}{3}x^3 - \frac{1}{6}x^5 + \cdots \\ \hline \frac{2}{15}x^5 + \cdots \end{array}$$

So,  $\tan x = x + \frac{1}{3}x^3 + \frac{2}{15}x^5 + \cdots$ .



**EXAMPLE 9** A Power Series for  $\sin^2 x$ 

Find the power series for

$$f(x) = \sin^2 x.$$

**Solution** Consider rewriting  $\sin^2 x$  as

$$\sin^2 x = \frac{1 - \cos 2x}{2} = \frac{1}{2} - \frac{1}{2} \cos 2x.$$

Now, use the series for  $\cos x$ .

$$\cos x = 1 - \frac{x^2}{2!} + \frac{x^4}{4!} - \frac{x^6}{6!} + \frac{x^8}{8!} - \dots$$

$$\cos 2x = 1 - \frac{2^2}{2!}x^2 + \frac{2^4}{4!}x^4 - \frac{2^6}{6!}x^6 + \frac{2^8}{8!}x^8 - \dots$$

$$-\frac{1}{2} \cos 2x = -\frac{1}{2} + \frac{2}{2!}x^2 - \frac{2^3}{4!}x^4 + \frac{2^5}{6!}x^6 - \frac{2^7}{8!}x^8 + \dots$$

$$\frac{1}{2} - \frac{1}{2} \cos 2x = \frac{1}{2} - \frac{1}{2} + \frac{2}{2!}x^2 - \frac{2^3}{4!}x^4 + \frac{2^5}{6!}x^6 - \frac{2^7}{8!}x^8 + \dots$$

So, the series for  $f(x) = \sin^2 x$  is

$$\sin^2 x = \frac{2}{2!}x^2 - \frac{2^3}{4!}x^4 + \frac{2^5}{6!}x^6 - \frac{2^7}{8!}x^8 + \dots$$

This series converges for  $-\infty < x < \infty$ . 

As mentioned in the preceding section, power series can be used to obtain tables of values of transcendental functions. They are also useful for estimating the values of definite integrals for which antiderivatives cannot be found. The next example demonstrates this use.

**EXAMPLE 10** Power Series Approximation of a Definite Integral

 See [LarsonCalculus.com](http://LarsonCalculus.com) for an interactive version of this type of example.

Use a power series to approximate

$$\int_0^1 e^{-x^2} dx$$

with an error of less than 0.01.


**Solution** Replacing  $x$  with  $-x^2$  in the series for  $e^x$  produces the following.

$$e^{-x^2} = 1 - x^2 + \frac{x^4}{2!} - \frac{x^6}{3!} + \frac{x^8}{4!} - \dots$$

$$\begin{aligned} \int_0^1 e^{-x^2} dx &= \left[ x - \frac{x^3}{3} + \frac{x^5}{5 \cdot 2!} - \frac{x^7}{7 \cdot 3!} + \frac{x^9}{9 \cdot 4!} - \dots \right]_0^1 \\ &= 1 - \frac{1}{3} + \frac{1}{10} - \frac{1}{42} + \frac{1}{216} - \dots \end{aligned}$$

Summing the first four terms, you have

$$\int_0^1 e^{-x^2} dx \approx 0.74$$

which, by the Alternating Series Test, has an error of less than  $\frac{1}{216} \approx 0.005$ . 

## 9.10 Exercises

See [CalcChat.com](http://CalcChat.com) for tutorial help and worked-out solutions to odd-numbered exercises.**CONCEPT CHECK**

- Convergence of a Taylor Series** Explain how to determine whether a Taylor series for a function  $f$  converges to  $f$ .
- Binomial Series** The binomial series is used to represent a function of what form? What is the radius of convergence for the binomial series?
- Power Series** How can you multiply and divide power series?
- Finding a Taylor Series** Explain how to use the series  $g(x) = e^x = \sum_{n=0}^{\infty} \frac{x^n}{n!}$  to find the series for  $f(x) = x^2 e^{-3x}$ . Do not find the series.



**Finding a Taylor Series** In Exercises 5–16, use the definition of Taylor series to find the Taylor series, centered at  $c$ , for the function.

- $f(x) = e^{2x}$ ,  $c = 0$
- $f(x) = e^{-4x}$ ,  $c = 0$
- $f(x) = \cos x$ ,  $c = \frac{\pi}{4}$
- $f(x) = \sin x$ ,  $c = \frac{\pi}{4}$
- $f(x) = \frac{1}{x}$ ,  $c = 1$
- $f(x) = \frac{1}{1-x}$ ,  $c = 2$
- $f(x) = \ln x$ ,  $c = 1$
- $f(x) = e^x$ ,  $c = 1$
- $f(x) = \sin 3x$ ,  $c = 0$
- $f(x) = \ln(x^2 + 1)$ ,  $c = 0$
- $f(x) = \sec x$ ,  $c = 0$  (first three nonzero terms)
- $f(x) = \tan x$ ,  $c = 0$  (first three nonzero terms)



**Proof** In Exercises 17–20, prove that the Maclaurin series for the function converges to the function for all  $x$ .

- $f(x) = \cos x$
- $f(x) = e^{-2x}$
- $f(x) = \sinh x$
- $f(x) = \cosh x$



**Using a Binomial Series** In Exercises 21–26, use the binomial series to find the Maclaurin series for the function.

- $f(x) = \frac{1}{\sqrt{1-x}}$
- $f(x) = \frac{1}{(1+x)^4}$
- $f(x) = \frac{1}{\sqrt{1-x^2}}$
- $f(x) = \frac{1}{(2+x)^3}$
- $f(x) = \sqrt[4]{1+x}$
- $f(x) = \sqrt{1+x^3}$



**Finding a Maclaurin Series** In Exercises 27–40, find the Maclaurin series for the function. Use the table of power series for elementary functions on page 674.

- $f(x) = e^{x^2/2}$
- $g(x) = e^{-x/3}$
- $f(x) = \ln(1+x)$
- $f(x) = \ln(1+x^3)$

- $f(x) = \cos 4x$
- $f(x) = \sin \pi x$
- $g(x) = \arctan 5x$
- $f(x) = \arcsin \pi x$
- $f(x) = \cos x^{3/2}$
- $g(x) = 2 \sin x^3$
- $f(x) = \frac{1}{2}(e^x - e^{-x}) = \sinh x$
- $f(x) = e^x + e^{-x} = 2 \cosh x$
- $f(x) = \cos^2 x$
- $f(x) = \sinh^{-1} x = \ln(x + \sqrt{x^2 + 1})$   
(Hint: Integrate the series for  $\frac{1}{\sqrt{x^2 + 1}}$ .)

**Verifying a Formula** In Exercises 41 and 42, use a power series and the fact that  $i^2 = -1$  to verify the formula.

- $g(x) = \frac{1}{2i}(e^{ix} - e^{-ix}) = \sin x$
- $g(x) = \frac{1}{2}(e^{ix} + e^{-ix}) = \cos x$



**Finding a Maclaurin Series** In Exercises 43–46, find the Maclaurin series for the function.

- $f(x) = x \sin x$
- $h(x) = x \cos x$
- $g(x) = \begin{cases} \frac{\sin x}{x}, & x \neq 0 \\ 1, & x = 0 \end{cases}$
- $f(x) = \begin{cases} \frac{\arcsin x}{x}, & x \neq 0 \\ 1, & x = 0 \end{cases}$



**Finding Terms of a Maclaurin Series** In Exercises 47–52, find the first four nonzero terms of the Maclaurin series for the function by multiplying or dividing the appropriate power series. Use the table of power series for elementary functions on page 674. Use a graphing utility to graph the function and its corresponding polynomial approximation.

- $f(x) = e^x \sin x$
- $g(x) = e^x \cos x$
- $h(x) = (\cos x) \ln(1+x)$
- $f(x) = e^x \ln(1+x)$
- $g(x) = \frac{\sin x}{1+x}$
- $f(x) = \frac{e^x}{1+x}$

**Finding a Maclaurin Series** In Exercises 53 and 54, find a Maclaurin series for  $f(x)$ .

- $f(x) = \int_0^x (e^{-t^2} - 1) dt$
- $f(x) = \int_0^x \sqrt{1+t^3} dt$

**Verifying a Sum** In Exercises 55–58, verify the sum. Then use a graphing utility to approximate the sum with an error of less than 0.0001.

55.  $\sum_{n=1}^{\infty} (-1)^{n+1} \frac{1}{n} = \ln 2$

56.  $\sum_{n=0}^{\infty} (-1)^n \left[ \frac{1}{(2n+1)!} \right] = \sin 1$

57.  $\sum_{n=0}^{\infty} \frac{2^n}{n!} = e^2$

58.  $\sum_{n=1}^{\infty} (-1)^{n-1} \left( \frac{1}{n!} \right) = \frac{e-1}{e}$

**Finding a Limit** In Exercises 59–62, use the series representation of the function  $f$  to find  $\lim_{x \rightarrow 0} f(x)$ , if it exists.

59.  $f(x) = \frac{1 - \cos x}{x}$

60.  $f(x) = \frac{\sin x}{x}$

61.  $f(x) = \frac{e^x - 1}{x}$

62.  $f(x) = \frac{\ln(x+1)}{x}$

**Approximating an Integral** In Exercises 63–70, use a power series to approximate the value of the definite integral with an error of less than 0.0001. (In Exercises 65 and 67, assume that the integrand is defined as 1 when  $x = 0$ .)

63.  $\int_0^1 e^{-x^3} dx$

64.  $\int_0^{1/4} x \ln(x+1) dx$

65.  $\int_0^1 \frac{\sin x}{x} dx$

66.  $\int_0^1 \cos x^2 dx$

67.  $\int_0^{1/2} \frac{\arctan x}{x} dx$

68.  $\int_0^{1/2} \arctan x^2 dx$

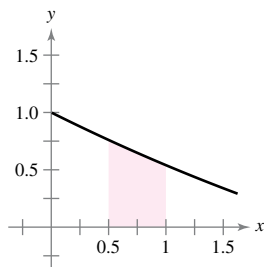
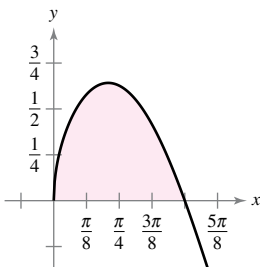
69.  $\int_{0.1}^{0.3} \sqrt{1+x^3} dx$

70.  $\int_0^{0.2} \sqrt{1+x^2} dx$

**Area** In Exercises 71 and 72, use a power series to approximate the area of the region with an error of less than 0.0001. Use a graphing utility to verify the result.

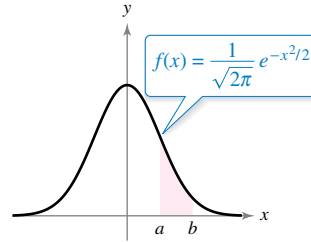
71.  $\int_0^{\pi/2} \sqrt{x} \cos x dx$

72.  $\int_{0.5}^1 \cos \sqrt{x} dx$



**Probability** In Exercises 73 and 74, approximate the probability with an error of less than 0.0001, where the probability is given by

$$P(a < x < b) = \frac{1}{\sqrt{2\pi}} \int_a^b e^{-x^2/2} dx.$$



73.  $P(0 < x < 1)$

74.  $P(1 < x < 2)$

**EXPLORING CONCEPTS**

75. **Comparing Methods** Describe three ways to find the Maclaurin series for  $\cos^2 x$ . Show that each method produces the same first three terms.

76. **Maclaurin Series** Explain how to use the power series for  $f(x) = \arctan x$  to find the Maclaurin series for

$$g(x) = \frac{1}{1+x^2}.$$

What is another way to find the Maclaurin series for  $g$  using a power series for an elementary function?

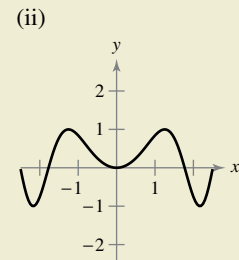
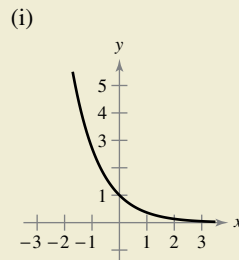
77. **Finding a Function** Which function has the Maclaurin series

$$\sum_{n=0}^{\infty} \frac{(-1)^n (x+3)^{2n+1}}{2^2 (2n+1)!}?$$

Explain your reasoning.



78. **HOW DO YOU SEE IT?** Identify the function represented by each power series and match the function with its graph. [The graphs are labeled (i) and (ii).]



(a)  $\sum_{n=0}^{\infty} \frac{(-1)^n x^{4n+2}}{(2n+1)!}$

(b)  $\sum_{n=0}^{\infty} \frac{(-1)^n x^n}{n!}$

**79. Projectile Motion** A projectile fired from the ground follows the trajectory given by

$$y = \left( \tan \theta + \frac{g}{kv_0 \cos \theta} \right)x + \frac{g}{k^2} \ln \left( 1 - \frac{kx}{v_0 \cos \theta} \right)$$

where  $v_0$  is the initial speed,  $\theta$  is the angle of projection,  $g$  is the acceleration due to gravity, and  $k$  is the drag factor caused by air resistance. Using the power series representation

$$\ln(1+x) = x - \frac{x^2}{2} + \frac{x^3}{3} - \frac{x^4}{4} + \dots, \quad -1 < x < 1$$

verify that the trajectory can be rewritten as

$$y = (\tan \theta)x - \frac{gx^2}{2v_0^2 \cos^2 \theta} - \frac{k gx^3}{3v_0^3 \cos^3 \theta} - \frac{k^2 gx^4}{4v_0^4 \cos^4 \theta} - \dots$$

**80. Projectile Motion**

- Use the result of Exercise 79 to determine
- the series for the path of a projectile launched from ground level at an angle of  $\theta = 60^\circ$ , with an initial speed of  $v_0 = 64$  feet per second and a drag factor of  $k = \frac{1}{16}$ .



**81. Investigation** Consider the function  $f$  defined by

$$f(x) = \begin{cases} e^{-1/x^2}, & x \neq 0 \\ 0, & x = 0. \end{cases}$$

- (a) Sketch a graph of the function.
- (b) Use the alternative form of the definition of the derivative (Section 2.1) and L'Hôpital's Rule to show that  $f'(0) = 0$ . [By continuing this process, it can be shown that  $f^{(n)}(0) = 0$  for  $n > 1$ .]
- (c) Using the result in part (b), find the Maclaurin series for  $f$ . Does the series converge to  $f$ ?

 **82. Investigation**

- (a) Find the power series centered at 0 for the function  $f(x) = \frac{\ln(x^2 + 1)}{x^2}$ .
- (b) Use a graphing utility to graph  $f$  and the eighth-degree Taylor polynomial  $P_8(x)$  for  $f$ .
- (c) Use a graphing utility to complete the table, where

$$F(x) = \int_0^x \frac{\ln(t^2 + 1)}{t^2} dt \quad \text{and} \quad G(x) = \int_0^x P_8(t) dt.$$

$x$	0.25	0.50	0.75	1.00	1.50	2.00
$F(x)$						
$G(x)$						

(d) Describe the relationship between the graphs of  $f$  and  $P_8$  and the results given in the table in part (c).

**83. Proof** Prove that  $\lim_{n \rightarrow \infty} \frac{x^n}{n!} = 0$  for any real  $x$ .

**84. Finding a Maclaurin Series** Find the Maclaurin series for

$$f(x) = \ln \frac{1+x}{1-x}$$

and determine its radius of convergence. Use the first four terms of the series to approximate  $\ln 3$ .

**Evaluating a Binomial Coefficient** In Exercises 85–88, evaluate the binomial coefficient using the formula

$$\binom{k}{n} = \frac{k(k-1)(k-2)(k-3) \cdots (k-n+1)}{n!}$$

where  $k$  is a real number,  $n$  is a positive integer, and  $\binom{k}{0} = 1$ .

**85.**  $\binom{6}{3}$                       **86.**  $\binom{0.25}{2}$

**87.**  $\binom{-0.8}{5}$                       **88.**  $\binom{-5}{6}$

**89. Writing a Power Series** Write the power series for  $(1+x)^k$  in terms of binomial coefficients.

**90. Proof** Prove that the Taylor series for  $e^x$ , centered at  $x = a$ , is given by

$$e^a \left[ 1 + (x-a) + \frac{(x-a)^2}{2!} + \dots \right].$$

**91. Proof** Prove that  $e$  is irrational. [Hint: Assume that  $e = p/q$  is rational ( $p$  and  $q$  are integers) and consider

$$e = 1 + 1 + \frac{1}{2!} + \dots + \frac{1}{n!} + \dots]$$

**92. Using Fibonacci Numbers** Show that the Maclaurin series for the function

$$g(x) = \frac{x}{1-x-x^2}$$

is

$$\sum_{n=1}^{\infty} F_n x^n$$

where  $F_n$  is the  $n$ th Fibonacci number with  $F_1 = F_2 = 1$  and  $F_n = F_{n-2} + F_{n-1}$ , for  $n \geq 3$ . (Hint: Write

$$\frac{x}{1-x-x^2} = a_0 + a_1x + a_2x^2 + \dots$$

and multiply each side of this equation by  $1 - x - x^2$ .)

**PUTNAM EXAM CHALLENGE**

**93.** Assume that  $|f(x)| \leq 1$  and  $|f''(x)| \leq 1$  for all  $x$  on an interval of length at least 2. Show that  $|f'(x)| \leq 2$  on the interval.

This problem was composed by the Committee on the Putnam Prize Competition. © The Mathematical Association of America. All rights reserved.

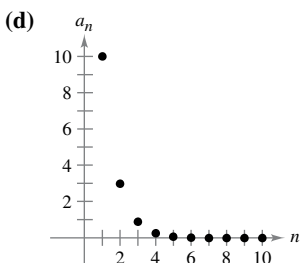
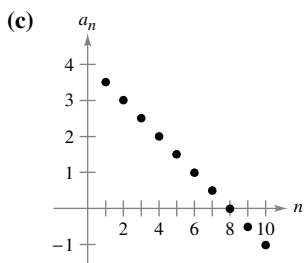
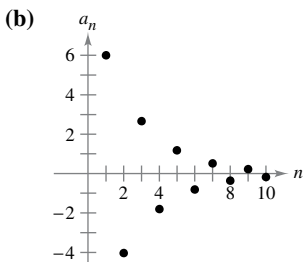
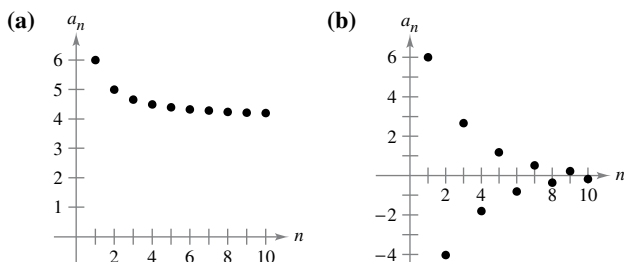
# Review Exercises

See [CalcChat.com](http://CalcChat.com) for tutorial help and worked-out solutions to odd-numbered exercises.

**Writing the Terms of a Sequence** In Exercises 1–4, write the first five terms of the sequence with the given  $n$ th term.

- $a_n = 6^n - 2$
- $a_n = \frac{5^{n-1}}{n!}$
- $a_n = \left(-\frac{1}{4}\right)^n$
- $a_n = \frac{2n}{n+5}$

**Matching** In Exercises 5–8, match the sequence with the given  $n$ th term with its graph. [The graphs are labeled (a), (b), (c), and (d).]



- $a_n = 4 + \frac{2}{n}$
- $a_n = 4 - \frac{n}{2}$
- $a_n = 10(0.3)^{n-1}$
- $a_n = 6\left(-\frac{2}{3}\right)^{n-1}$

**Finding the Limit of a Sequence** In Exercises 9 and 10, use a graphing utility to graph the first 10 terms of the sequence with the given  $n$ th term. Use the graph to make an inference about the convergence or divergence of the sequence. Verify your inference analytically and, if the sequence converges, find its limit.

- $a_n = \frac{5n+2}{n}$
- $a_n = \cos \frac{n\pi}{3}$

**Determining Convergence or Divergence** In Exercises 11–18, determine the convergence or divergence of the sequence with the given  $n$ th term. If the sequence converges, find its limit.

- $a_n = \frac{1}{\sqrt{n}}$
- $a_n = \frac{n}{n^2+1}$
- $a_n = \left(\frac{2}{5}\right)^n + 5$
- $a_n = \frac{2n^3-1}{3n+4}$
- $a_n = \frac{(4n)!}{(4n-1)!}$
- $a_n = \frac{n}{\ln n}$
- $a_n = \frac{e^{2n}}{\ln n}$
- $a_n = \frac{\sin \sqrt{n}}{\sqrt{n}}$

**Finding the  $n$ th Term of a Sequence** In Exercises 19–22, write an expression for the  $n$ th term of the sequence and then determine whether the sequence you have chosen converges or diverges. (There is more than one correct answer.)

- 3, 8, 13, 18, 23, . . .
- 5, –2, 3, 10, 19, . . .
- $\frac{1}{2}, \frac{1}{3}, \frac{1}{7}, \frac{1}{25}, \frac{1}{121}, \dots$
- $\frac{1}{2}, \frac{2}{5}, \frac{3}{10}, \frac{4}{17}, \dots$

**Monotonic and Bounded Sequences** In Exercises 23 and 24, determine whether the sequence with the given  $n$ th term is monotonic and whether it is bounded. Use a graphing utility to confirm your results.

- $a_n = 3 - \frac{1}{2n}$
- $a_n = \left(\frac{4}{3}\right)^n$

**25. Compound Interest** A deposit of \$8000 is made in an account that earns 5% interest compounded quarterly. The balance in the account after  $n$  quarters is

$$A_n = 8000(1.0125)^n, \quad n = 1, 2, 3, \dots$$

- Compute the first eight terms of the sequence  $\{A_n\}$ .
- Find the balance in the account after 10 years by computing the 40th term of the sequence.

**26. Depreciation** A company buys a machine for \$175,000. During the next 5 years, the machine will depreciate at a rate of 30% per year. (That is, at the end of each year, the depreciated value will be 70% of what it was at the beginning of the year.)

- Write an expression for the value of the machine after  $n$  years.
- Compute the depreciated values of the machine for the first 5 years.

**Finding Partial Sums** In Exercises 27 and 28, find the sequence of partial sums  $S_1, S_2, S_3, S_4,$  and  $S_5$ .

- $3 + \frac{3}{2} + 1 + \frac{3}{4} + \frac{3}{5} + \dots$
- $-7 + 1 - \frac{1}{7} + \frac{1}{49} - \frac{1}{343} + \dots$

**Numerical, Graphical, and Analytic Analysis** In Exercises 29 and 30, (a) use a graphing utility to find the indicated partial sum  $S_n$  and complete the table, and (b) use a graphing utility to graph the first 10 terms of the sequence of partial sums.

$n$	5	10	15	20	25
$S_n$					

- $\sum_{n=1}^{\infty} \left(\frac{3}{2}\right)^{n-1}$
- $\sum_{n=1}^{\infty} \frac{1}{n(n+1)}$

**Finding the Sum of a Convergent Series** In Exercises 31–34, find the sum of the convergent series.

$$31. \sum_{n=0}^{\infty} \left(\frac{2}{5}\right)^n \qquad 32. \sum_{n=0}^{\infty} \frac{3^{n+2}}{7^n}$$

$$33. \sum_{n=0}^{\infty} [(0.4)^n + (0.9)^n]$$

$$34. \sum_{n=0}^{\infty} \left[ \left(\frac{3}{4}\right)^n - \frac{1}{(n+1)(n+2)} \right]$$

**Using a Geometric Series** In Exercises 35 and 36, (a) write the repeating decimal as a geometric series and (b) write the sum of the series as the ratio of two integers.

$$35. 0.\overline{09}$$

$$36. 0.\overline{64}$$

**Using a Geometric Series or the  $n$ th-Term Test** In Exercises 37–40, use a geometric series or the  $n$ th-Term Test to determine the convergence or divergence of the series.

$$37. \sum_{n=0}^{\infty} (1.67)^n$$

$$38. \sum_{n=0}^{\infty} 9^{-n}$$

$$39. \sum_{n=0}^{\infty} \frac{2n+1}{3n+2}$$

$$40. \sum_{n=1}^{\infty} \frac{5n!+6}{n!+1}$$

**41. Marketing** A manufacturer producing a new product estimates the annual sales to be 9600 units. Each year, 8% of the units that have been sold will become inoperative. So, 9600 units will be in use after 1 year,  $[9600 + 0.92(9600)]$  units will be in use after 2 years, and so on. How many units will be in use after  $n$  years?

**42. Distance** A ball is dropped from a height of 8 meters. Each time it drops  $h$  meters, it rebounds  $0.7h$  meters. Find the total distance traveled by the ball.

**Using the Integral Test or a  $p$ -Series** In Exercises 43–48, use the Integral Test or a  $p$ -series to determine the convergence or divergence of the series.

$$43. \sum_{n=1}^{\infty} \frac{2}{6n+1}$$

$$44. \sum_{n=1}^{\infty} \frac{1}{\sqrt[4]{n^3}}$$

$$45. \sum_{n=1}^{\infty} \frac{1}{n^{5/2}}$$

$$46. \sum_{n=1}^{\infty} \frac{1}{5^n}$$

$$47. \sum_{n=1}^{\infty} \left(\frac{1}{n^2} - \frac{1}{n}\right)$$

$$48. \sum_{n=1}^{\infty} \frac{\ln n}{n^4}$$

**Using the Direct Comparison Test or the Limit Comparison Test** In Exercises 49–54, use the Direct Comparison Test or the Limit Comparison Test to determine the convergence or divergence of the series.

$$49. \sum_{n=2}^{\infty} \frac{1}{\sqrt[3]{n}-1}$$

$$50. \sum_{n=0}^{\infty} \frac{7^n}{8^n+5}$$

$$51. \sum_{n=1}^{\infty} \frac{1}{\sqrt{n^3+2n}}$$

$$52. \sum_{n=1}^{\infty} \frac{n+1}{n(n+2)}$$

$$53. \sum_{n=1}^{\infty} \frac{1 \cdot 3 \cdot 5 \cdot \cdots \cdot (2n-1)}{2 \cdot 4 \cdot 6 \cdot \cdots \cdot (2n)}$$

$$54. \sum_{n=1}^{\infty} \frac{1}{3^n - 5}$$

**Using the Alternating Series Test** In Exercises 55–60, use the Alternating Series Test, if applicable, to determine the convergence or divergence of the series.

$$55. \sum_{n=1}^{\infty} \frac{(-1)^n}{n^5}$$

$$56. \sum_{n=1}^{\infty} \frac{(-1)^n(n+1)}{n^2+1}$$

$$57. \sum_{n=2}^{\infty} \frac{(-1)^n n}{n^2-3}$$

$$58. \sum_{n=4}^{\infty} \frac{(-1)^n n}{n-3}$$

$$59. \sum_{n=1}^{\infty} \frac{(-1)^{n+1} \sqrt{n}}{\sqrt[4]{n}+2}$$

$$60. \sum_{n=2}^{\infty} \frac{(-1)^n \ln n^3}{n}$$

**Finding the Number of Terms** In Exercises 61 and 62, use Theorem 9.15 to determine the number of terms required to approximate the sum of the series with an error of less than 0.0001.

$$61. \sum_{n=1}^{\infty} \frac{(-1)^n}{n^4}$$

$$62. \sum_{n=1}^{\infty} \frac{(-1)^{n+1}}{3n^3-2}$$

**Using the Ratio Test or the Root Test** In Exercises 63–68, use the Ratio Test or the Root Test to determine the convergence or divergence of the series.

$$63. \sum_{n=1}^{\infty} \left(\frac{3n-1}{2n+5}\right)^n$$


$$64. \sum_{n=1}^{\infty} \left(\frac{4n}{7n-1}\right)^n$$

$$65. \sum_{n=1}^{\infty} \frac{2^n}{n^3}$$

$$66. \sum_{n=0}^{\infty} \frac{7^n}{(2n+3)^n}$$

$$67. \sum_{n=1}^{\infty} \frac{n}{e^{n^2}}$$

$$68. \sum_{n=1}^{\infty} \frac{n!}{e^{2n}}$$

 **Numerical, Graphical, and Analytic Analysis** In Exercises 69 and 70, (a) verify that the series converges, (b) use a graphing utility to find the indicated partial sum  $S_n$  and complete the table, (c) use a graphing utility to graph the first 10 terms of the sequence of partial sums, and (d) use the table to estimate the sum of the series.

$n$	5	10	15	20	25
$S_n$					

$$69. \sum_{n=1}^{\infty} n \left(\frac{3}{5}\right)^n$$

$$70. \sum_{n=1}^{\infty} \frac{(-1)^{n-1} n}{n^3+5}$$

**Review** In Exercises 71–76, determine the convergence or divergence of the series using any appropriate test from this chapter. Identify the test used.

$$71. \sum_{n=1}^{\infty} \frac{4}{n^{2n}}$$

$$72. \sum_{n=0}^{\infty} \frac{7^{n+1}}{8^n}$$

$$73. \sum_{n=1}^{\infty} \frac{5n^3+6}{7n^3+2n}$$

$$74. \sum_{n=1}^{\infty} e^{-n/3}$$

$$75. \sum_{n=1}^{\infty} \frac{10^n}{4+9^n}$$

$$76. \sum_{n=1}^{\infty} \frac{(n!)^n}{3^n}$$

**Finding a Maclaurin Polynomial** In Exercises 77 and 78, find the  $n$ th Maclaurin polynomial for the function.

$$77. f(x) = e^{-2x}, \quad n = 3$$

$$78. f(x) = \cos 3x, \quad n = 4$$

**Finding a Taylor Polynomial** In Exercises 79 and 80, find the third Taylor polynomial for the function, centered at  $c$ .

79.  $f(x) = \frac{1}{x^3}, \quad c = 1$

80.  $f(x) = \tan x, \quad c = -\frac{\pi}{4}$

**Finding a Degree** In Exercises 81 and 82, determine the degree of the Maclaurin polynomial required for the error in the approximation of the function at the indicated value of  $x$  to be less than 0.001.

81.  $f(x) = \cos x$ , approximate  $f(0.75)$

82.  $f(x) = e^x$ , approximate  $f(-0.25)$

**Finding the Interval of Convergence** In Exercises 83–88, find the interval of convergence of the power series. (Be sure to include a check for convergence at the endpoints of the interval.)

83.  $\sum_{n=0}^{\infty} \left(\frac{x}{10}\right)^n$

84.  $\sum_{n=0}^{\infty} (5x)^n$

85.  $\sum_{n=0}^{\infty} \frac{(-1)^n(x-2)^n}{(n+1)^2}$

86.  $\sum_{n=1}^{\infty} \frac{4^n(x-1)^n}{n}$

87.  $\sum_{n=0}^{\infty} n!(x-2)^n$

88.  $\sum_{n=0}^{\infty} \frac{(x-3)^n}{3^n}$

**Finding Intervals of Convergence** In Exercises 89 and 90, find the intervals of convergence of (a)  $f(x)$ , (b)  $f'(x)$ , (c)  $f''(x)$ , and (d)  $\int f(x) dx$ . (Be sure to include a check for convergence at the endpoints of the intervals.)

89.  $f(x) = \sum_{n=0}^{\infty} \left(\frac{x}{5}\right)^n$

90.  $f(x) = \sum_{n=1}^{\infty} \frac{(-1)^{n+1}(x-4)^n}{n}$

**Differential Equation** In Exercises 91 and 92, show that the function represented by the power series is a solution of the differential equation.

91.  $y = \sum_{n=0}^{\infty} (-1)^n \frac{x^{2n}}{4^n(n!)^2}, \quad x^2y'' + xy' + x^2y = 0$

92.  $y = \sum_{n=0}^{\infty} \frac{(-3)^n x^{2n}}{2^n n!}, \quad y'' + 3xy' + 3y = 0$

**Finding a Geometric Power Series** In Exercises 93 and 94, find a geometric power series for the function, centered at 0.

93.  $g(x) = \frac{2}{3-x}$

94.  $h(x) = \frac{3}{2+x}$

**Finding a Power Series** In Exercises 95 and 96, find a power series for the function, centered at  $c$ , and determine the interval of convergence.

95.  $f(x) = \frac{6}{4-x}, \quad c = 1$

96.  $f(x) = \frac{6x}{x^2 + 4x - 5}, \quad c = 0$

**Finding the Sum of a Series** In Exercises 97–102, find the sum of the convergent series by using a well-known function. Identify the function and explain how you obtained the sum.

97.  $\sum_{n=1}^{\infty} (-1)^{n+1} \frac{1}{4^n n}$

98.  $\sum_{n=1}^{\infty} (-1)^{n+1} \frac{1}{5^n n}$

99.  $\sum_{n=0}^{\infty} \frac{1}{2^n n!}$

100.  $\sum_{n=0}^{\infty} \frac{2^n}{3^n n!}$

101.  $\sum_{n=0}^{\infty} (-1)^n \frac{2^{2n}}{3^{2n} (2n)!}$

102.  $\sum_{n=0}^{\infty} (-1)^n \frac{1}{3^{2n+1} (2n+1)!}$

**Finding a Taylor Series** In Exercises 103–110, use the definition of Taylor series to find the Taylor series, centered at  $c$ , for the function.

103.  $f(x) = \sin x, \quad c = \frac{3\pi}{4}$

104.  $f(x) = \cos x, \quad c = -\frac{\pi}{4}$

105.  $f(x) = 3^x, \quad c = 0$

106.  $f(x) = \csc x, \quad c = \frac{\pi}{2}$  (first three nonzero terms)

107.  $f(x) = \frac{1}{x}, \quad c = -1$

108.  $f(x) = \sqrt{x}, \quad c = 4$

109.  $g(x) = \sqrt[5]{1+x}, \quad c = 0$

110.  $h(x) = \frac{1}{(1+x)^3}, \quad c = 0$

**111. Forming Maclaurin Series** Determine the first four terms of the Maclaurin series for  $e^{2x}$

(a) by using the definition of Maclaurin series.

(b) by replacing  $x$  by  $2x$  in the series for  $e^x$ .

(c) by multiplying the series for  $e^x$  by itself, because  $e^{2x} = e^x \cdot e^x$ .

**112. Forming Maclaurin Series** Determine the first four terms of the Maclaurin series for  $\sin 2x$

(a) by using the definition of Maclaurin series.

(b) by replacing  $x$  by  $2x$  in the series for  $\sin x$ .

(c) by multiplying 2 by the series for  $\sin x$  by the series for  $\cos x$ , because  $\sin 2x = 2 \sin x \cos x$ .

**Finding a Maclaurin Series** In Exercises 113–116, find the Maclaurin series for the function. Use the table of power series for elementary functions on page 674.

113.  $f(x) = e^{6x}$

114.  $f(x) = \ln(x-1)$

115.  $f(x) = \sin 5x$

116.  $f(x) = \cos 3x$

**Approximating an Integral** In Exercises 117 and 118, use a power series to approximate the value of the definite integral with an error of less than 0.01.

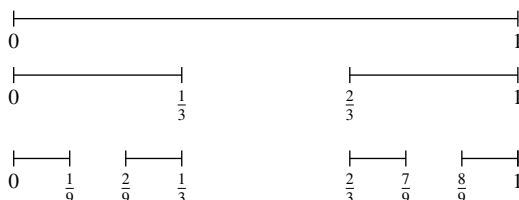
117.  $\int_0^{0.5} \cos x^3 dx$

118.  $\int_0^1 e^{-x^4} dx$

# P.S. Problem Solving

See [CalcChat.com](http://CalcChat.com) for tutorial help and worked-out solutions to odd-numbered exercises.

**1. Cantor Set** The **Cantor set** (Georg Cantor, 1845–1918) is a subset of the unit interval  $[0, 1]$ . To construct the Cantor set, first remove the middle third  $(\frac{1}{3}, \frac{2}{3})$  of the interval, leaving two line segments. For the second step, remove the middle third of each of the two remaining segments, leaving four line segments. Continue this procedure indefinitely, as shown in the figure. The Cantor set consists of all numbers in the unit interval  $[0, 1]$  that still remain.



- Find the total length of all the line segments that are removed.
- Write down three numbers that are in the Cantor set.
- Let  $C_n$  denote the total length of the remaining line segments after  $n$  steps. Find  $\lim_{n \rightarrow \infty} C_n$ .

**2. Using Sequences**

- Given that  $\lim_{n \rightarrow \infty} a_{2n} = L$  and  $\lim_{n \rightarrow \infty} a_{2n+1} = L$ , show that  $\{a_n\}$  is convergent and  $\lim_{n \rightarrow \infty} a_n = L$ .
- Let  $a_1 = 1$  and  $a_{n+1} = 1 + \frac{1}{1 + a_n}$ . Write out the first eight terms of  $\{a_n\}$ . Use part (a) to show that  $\lim_{n \rightarrow \infty} a_n = \sqrt{2}$ .

This gives the **continued fraction expansion**

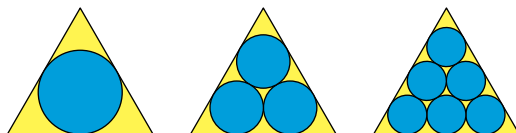
$$\sqrt{2} = 1 + \frac{1}{2 + \frac{1}{2 + \dots}}$$

**3. Using a Series** It can be shown that

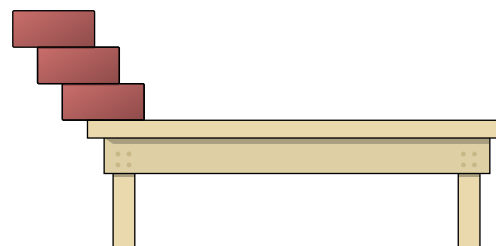
$$\sum_{n=1}^{\infty} \frac{1}{n^2} = \frac{\pi^2}{6} \text{ [see Section 9.3, page 612].}$$

Use this fact to show that  $\sum_{n=1}^{\infty} \frac{1}{(2n-1)^2} = \frac{\pi^2}{8}$ .

**4. Finding a Limit** Let  $T$  be an equilateral triangle with sides of length 1. Let  $a_n$  be the number of circles that can be packed tightly in  $n$  rows inside the triangle. For example,  $a_1 = 1$ ,  $a_2 = 3$ , and  $a_3 = 6$ , as shown in the figure. Let  $A_n$  be the combined area of the  $a_n$  circles. Find  $\lim_{n \rightarrow \infty} A_n$ .



**5. Using Center of Gravity** Identical blocks of unit length are stacked on top of each other at the edge of a table. The center of gravity of the top block must lie over the block below it, the center of gravity of the top two blocks must lie over the block below them, and so on (see figure).



- When there are three blocks, show that it is possible to stack them so that the left edge of the top block extends  $\frac{1}{12}$  unit beyond the edge of the table.
- Is it possible to stack the blocks so that the right edge of the top block extends beyond the edge of the table?
- How far beyond the table can the blocks be stacked?

**6. Using Power Series**

(a) Consider the power series

$$\sum_{n=0}^{\infty} a_n x^n = 1 + 2x + 3x^2 + x^3 + 2x^4 + 3x^5 + x^6 + \dots$$

in which the coefficients  $a_n = 1, 2, 3, 1, 2, 3, 1, \dots$  are periodic of period  $p = 3$ . Find the radius of convergence and the sum of this power series.

(b) Consider a power series

$$\sum_{n=0}^{\infty} a_n x^n$$

in which the coefficients are periodic,  $(a_{n+p} = a_p)$ , and  $a_n > 0$ . Find the radius of convergence and the sum of this power series.

**7. Finding Sums of Series**

(a) Find a power series for the function

$$f(x) = xe^x$$

centered at 0. Use this representation to find the sum of the infinite series

$$\sum_{n=1}^{\infty} \frac{1}{n!(n+2)}$$

(b) Differentiate the power series for  $f(x) = xe^x$ . Use the result to find the sum of the infinite series

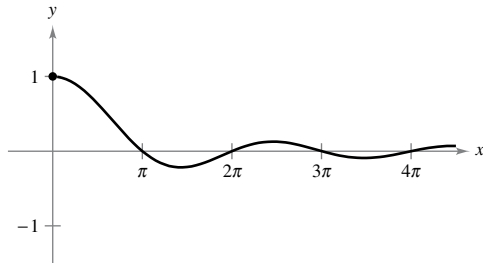
$$\sum_{n=0}^{\infty} \frac{n+1}{n!}$$



- 8. Using the Alternating Series Test** The graph of the function

$$f(x) = \begin{cases} 1, & x = 0 \\ \frac{\sin x}{x}, & x > 0 \end{cases}$$

is shown below. Use the Alternating Series Test to show that the improper integral  $\int_1^{\infty} f(x) dx$  converges.



- 9. Conditional and Absolute Convergence** For what values of the positive constants  $a$  and  $b$  does the following series converge absolutely? For what values does it converge conditionally?

$$a - \frac{b}{2} + \frac{a}{3} - \frac{b}{4} + \frac{a}{5} - \frac{b}{6} + \frac{a}{7} - \frac{b}{8} + \dots$$

**10. Proof**

- (a) Consider the following sequence of numbers defined recursively.

$$\begin{aligned} a_1 &= 3 \\ a_2 &= \sqrt{3} \\ a_3 &= \sqrt{3 + \sqrt{3}} \\ &\vdots \\ a_{n+1} &= \sqrt{3 + a_n} \end{aligned}$$

Write the decimal approximations for the first six terms of this sequence. Prove that the sequence converges and find its limit.

- (b) Consider the following sequence defined recursively by  $a_1 = \sqrt{a}$  and  $a_{n+1} = \sqrt{a + a_n}$ , where  $a > 2$ .

$$\sqrt{a}, \sqrt{a + \sqrt{a}}, \sqrt{a + \sqrt{a + \sqrt{a}}}, \dots$$

Prove that this sequence converges and find its limit.

- 11. Proof** Let  $\{a_n\}$  be a sequence of positive numbers satisfying

$$\lim_{n \rightarrow \infty} (a_n)^{1/n} = L < \frac{1}{r}, \quad r > 0. \text{ Prove that the series } \sum_{n=1}^{\infty} a_n r^n \text{ converges.}$$

- 12. Using a Series** Consider the infinite series  $\sum_{n=1}^{\infty} \frac{1}{2^{n+(-1)^n}}$ .

- (a) Find the first five terms of the sequence of partial sums.
- (b) Show that the Ratio Test is inconclusive for this series.
- (c) Use the Root Test to determine the convergence or divergence of this series.

- 13. Deriving Identities** Derive each identity using the appropriate geometric series.

(a)  $\frac{1}{0.99} = 1.01010101\dots$

(b)  $\frac{1}{0.98} = 1.0204081632\dots$

- 14. Population** Consider an idealized population with the characteristic that each member of the population produces one offspring at the end of every time period. Each member has a life span of three time periods and the population begins with 10 newborn members. The following table shows the population during the first five time periods.

Age Bracket	Time Period				
	1	2	3	4	5
0-1	10	10	20	40	70
1-2		10	10	20	40
2-3			10	10	20
Total	10	20	40	70	130

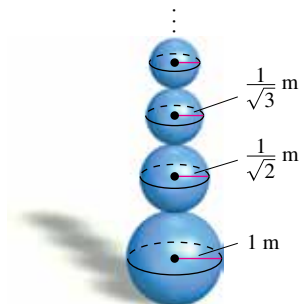
The sequence for the total population has the property that

$$S_n = S_{n-1} + S_{n-2} + S_{n-3}, \quad n > 3.$$

Find the total population during each of the next five time periods.

- 15. Spheres** Imagine you are stacking an infinite number of spheres of decreasing radii on top of each other, as shown in the figure. The radii of the spheres are 1 meter,  $1/\sqrt{2}$  meter,  $1/\sqrt{3}$  meter, and so on. The spheres are made of a material that weighs 1 newton per cubic meter.

- (a) How high is this infinite stack of spheres?
- (b) What is the total surface area of all the spheres in the stack?
- (c) Show that the weight of the stack is finite.



- 16. Determining Convergence or Divergence**

Determine the convergence or divergence of the series

$$\sum_{n=1}^{\infty} \left( \sin \frac{1}{2n} - \sin \frac{1}{2n+1} \right).$$

# 10

# Conics, Parametric Equations, and Polar Coordinates


- 10.1 Conics and Calculus
- 10.2 Plane Curves and Parametric Equations
- 10.3 Parametric Equations and Calculus
- 10.4 Polar Coordinates and Polar Graphs
- 10.5 Area and Arc Length in Polar Coordinates
- 10.6 Polar Equations of Conics and Kepler's Laws



Antenna Radiation (Exercise 49, p. 736)



Baseball (Exercise 81, p. 709)



Architecture (Exercise 67, p. 698)



Planetary Motion (Exercise 65, p. 745)



Halley's Comet (Exercise 73, p. 698)

# 10.1 Conics and Calculus

- Understand the definition of a conic section.
- Analyze and write equations of parabolas using properties of parabolas.
- Analyze and write equations of ellipses using properties of ellipses.
- Analyze and write equations of hyperbolas using properties of hyperbolas.



**HYPATIA (370–415 A.D.)**

The Greeks discovered conic sections sometime between 600 and 300 B.C. By the beginning of the Alexandrian period, enough was known about conics for Apollonius (262–190 B.C.) to produce an eight-volume work on the subject. Later, toward the end of the Alexandrian period, Hypatia wrote a textbook entitled *On the Conics of Apollonius*. Her death marked the end of major mathematical discoveries in Europe for several hundred years.

The early Greeks were largely concerned with the geometric properties of conics. It was not until 1900 years later, in the early seventeenth century, that the broader applicability of conics became apparent. Conics then played a prominent role in the development of calculus.

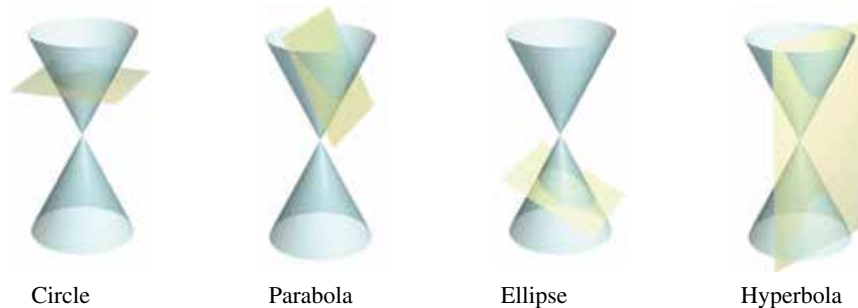
See [LarsonCalculus.com](http://LarsonCalculus.com) to read more of this biography.

## ■ FOR FURTHER INFORMATION

To learn more about the mathematical activities of Hypatia, see the article “Hypatia and Her Mathematics” by Michael A. B. Deakin in *The American Mathematical Monthly*. To view this article, go to [MathArticles.com](http://MathArticles.com).

## Conic Sections

Each **conic section** (or simply **conic**) can be described as the intersection of a plane and a double-napped cone. Notice in Figure 10.1 that for the four basic conics, the intersecting plane does not pass through the vertex of the cone. When the plane passes through the vertex, the resulting figure is a **degenerate conic**, as shown in Figure 10.2.




Circle  
Conic sections

Parabola

Ellipse

Hyperbola

**Figure 10.1**



Point

Line

Two intersecting lines

Degenerate conics

**Figure 10.2**

There are several ways to study conics. You could begin as the Greeks did, by defining the conics in terms of the intersections of planes and cones, or you could define them algebraically in terms of the general second-degree equation

$$Ax^2 + Bxy + Cy^2 + Dx + Ey + F = 0.$$

General second-degree equation

However, a third approach, in which each of the conics is defined as a **locus** (collection) of points satisfying a certain geometric property, works best. For example, a circle can be defined as the collection of all points  $(x, y)$  that are equidistant from a fixed point  $(h, k)$ . This locus definition easily produces the standard equation of a circle

$$(x - h)^2 + (y - k)^2 = r^2.$$

Standard equation of a circle

For information about rotating second-degree equations in two variables, see Appendix D.

Bettmann/Corbis

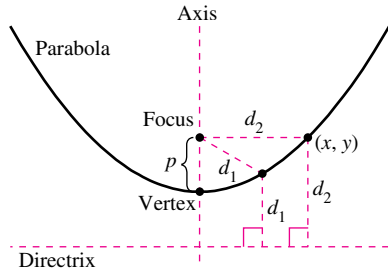


Figure 10.3

### Parabolas

A **parabola** is the set of all points  $(x, y)$  that are equidistant from a fixed line, the **directrix**, and a fixed point, the **focus**, not on the line. The midpoint between the focus and the directrix is the **vertex**, and the line passing through the focus and the vertex is the **axis** of the parabola. Note in Figure 10.3 that a parabola is symmetric with respect to its axis.

#### THEOREM 10.1 Standard Equation of a Parabola

The **standard form** of the equation of a parabola with vertex  $(h, k)$  and directrix  $y = k - p$  is

$$(x - h)^2 = 4p(y - k). \quad \text{Vertical axis}$$

For directrix  $x = h - p$ , the equation is

$$(y - k)^2 = 4p(x - h). \quad \text{Horizontal axis}$$

The focus lies on the axis  $p$  units (*directed distance*) from the vertex. The coordinates of the focus are as follows.

$$(h, k + p) \quad \text{Vertical axis}$$

$$(h + p, k) \quad \text{Horizontal axis}$$

#### EXAMPLE 1 Finding the Focus of a Parabola

Find the focus of the parabola

$$y = \frac{1}{2} - x - \frac{1}{2}x^2.$$

**Solution** To find the focus, convert to standard form by completing the square.

$$y = \frac{1}{2} - x - \frac{1}{2}x^2 \quad \text{Write original equation.}$$

$$2y = 1 - 2x - x^2 \quad \text{Multiply each side by 2.}$$

$$2y = 1 - (x^2 + 2x) \quad \text{Group terms.}$$

$$2y = 2 - (x^2 + 2x + 1) \quad \text{Add and subtract 1 on right side.}$$

$$x^2 + 2x + 1 = -2y + 2$$

$$(x + 1)^2 = -2(y - 1) \quad \text{Write in standard form.}$$

Comparing this equation with

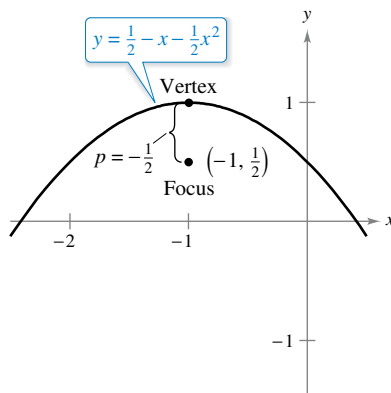
$$(x - h)^2 = 4p(y - k)$$

you can conclude that

$$h = -1, \quad k = 1, \quad \text{and} \quad p = -\frac{1}{2}.$$

Because  $p$  is negative, the parabola opens downward, as shown in Figure 10.4. So, the focus of the parabola is  $p$  units from the vertex, or

$$(h, k + p) = \left(-1, \frac{1}{2}\right). \quad \text{Focus}$$



Parabola with a vertical axis,  $p < 0$   
Figure 10.4

A line segment that passes through the focus of a parabola and has endpoints on the parabola is called a **focal chord**. The specific focal chord perpendicular to the axis of the parabola is the **latus rectum**. The next example shows how to determine the length of the latus rectum and the length of the corresponding intercepted arc.

**EXAMPLE 2 Focal Chord Length and Arc Length**

•••▶ See [LarsonCalculus.com](http://LarsonCalculus.com) for an interactive version of this type of example.

Find the length of the latus rectum of the parabola

$$x^2 = 4py.$$

Then find the length of the parabolic arc intercepted by the latus rectum.

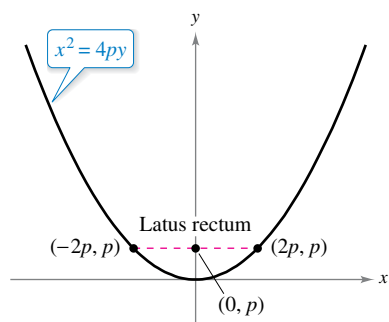
**Solution** Because the latus rectum passes through the focus  $(0, p)$  and is perpendicular to the  $y$ -axis, the coordinates of its endpoints are

$$(-x, p) \text{ and } (x, p).$$

Substituting  $p$  for  $y$  in the equation of the parabola produces

$$x^2 = 4p(p) \Rightarrow x = \pm 2p.$$

So, the endpoints of the latus rectum are  $(-2p, p)$  and  $(2p, p)$ , and you can conclude that its length is  $4p$ , as shown in Figure 10.5. In contrast, the length of the intercepted arc is

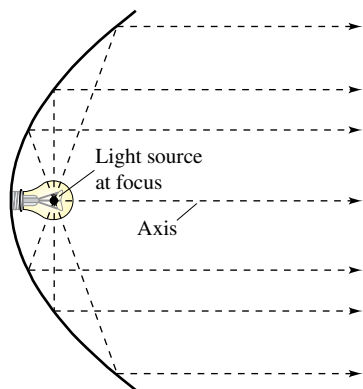


Length of latus rectum:  $4p$   
Figure 10.5

$$\begin{aligned} s &= \int_{-2p}^{2p} \sqrt{1 + (y')^2} \, dx && \text{Use arc length formula.} \\ &= 2 \int_0^{2p} \sqrt{1 + \left(\frac{x}{2p}\right)^2} \, dx && y = \frac{x^2}{4p} \Rightarrow y' = \frac{x}{2p} \\ &= \frac{1}{p} \int_0^{2p} \sqrt{4p^2 + x^2} \, dx && \text{Simplify.} \\ &= \frac{1}{2p} \left[ x\sqrt{4p^2 + x^2} + 4p^2 \ln|x + \sqrt{4p^2 + x^2}| \right]_0^{2p} && \text{Theorem 8.2} \\ &= \frac{1}{2p} [2p\sqrt{8p^2} + 4p^2 \ln(2p + \sqrt{8p^2}) - 4p^2 \ln(2p)] \\ &= 2p[\sqrt{2} + \ln(1 + \sqrt{2})] \\ &\approx 4.59p. \end{aligned}$$

One widely used property of a parabola is its reflective property. In physics, a surface is called **reflective** when the tangent line at any point on the surface makes equal angles with an incoming ray and the resulting outgoing ray. The angle corresponding to the incoming ray is the **angle of incidence**, and the angle corresponding to the outgoing ray is the **angle of reflection**. One example of a reflective surface is a flat mirror.

Another type of reflective surface is that formed by revolving a parabola about its axis. The resulting surface has the property that all incoming rays parallel to the axis are directed through the focus of the parabola. This is the principle behind the design of the parabolic mirrors used in reflecting telescopes. Conversely, all light rays emanating from the focus of a parabolic reflector used in a flashlight are parallel, as shown in Figure 10.6.

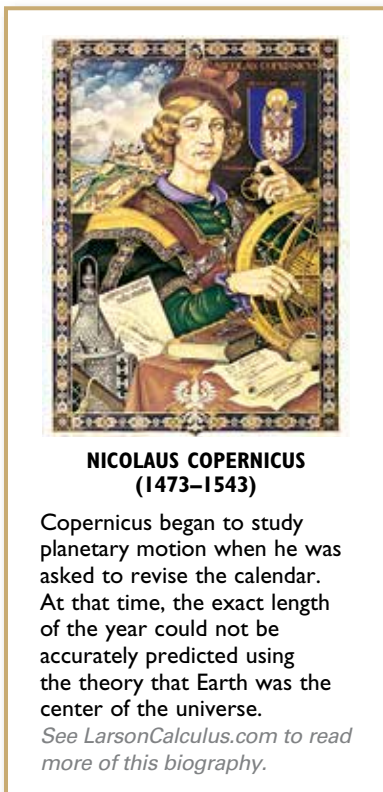


Parabolic reflector: light is reflected in parallel rays.  
Figure 10.6

**THEOREM 10.2 Reflective Property of a Parabola**

Let  $P$  be a point on a parabola. The tangent line to the parabola at point  $P$  makes equal angles with the following two lines.

1. The line passing through  $P$  and the focus
2. The line passing through  $P$  parallel to the axis of the parabola

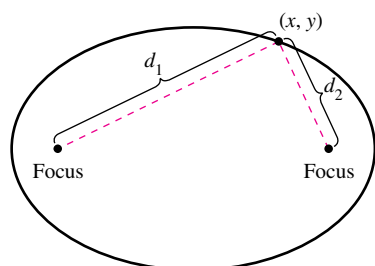


## Ellipses

More than a thousand years after the close of the Alexandrian period of Greek mathematics, Western civilization finally began a Renaissance of mathematical and scientific discovery. One of the principal figures in this rebirth was the Polish astronomer Nicolaus Copernicus (1473–1543). In his work *On the Revolutions of the Heavenly Spheres*, Copernicus claimed that all of the planets, including Earth, revolved about the sun in circular orbits. Although some of Copernicus’s claims were invalid, the controversy set off by his heliocentric theory motivated astronomers to search for a mathematical model to explain the observed movements of the sun and planets. The first to find an accurate model was the German astronomer Johannes Kepler (1571–1630). Kepler discovered that the planets move about the sun in elliptical orbits, with the sun not as the center but as a focal point of the orbit.

The use of ellipses to explain the movements of the planets is only one of many practical and aesthetic uses. As with parabolas, you will begin your study of this second type of conic by defining it as a locus of points. Now, however, *two* focal points are used rather than one.

An **ellipse** is the set of all points  $(x, y)$  the sum of whose distances from two distinct fixed points called **foci** is constant. (See Figure 10.7.) The line through the foci intersects the ellipse at two points, called the **vertices**. The chord joining the vertices is the **major axis**, and its midpoint is the **center** of the ellipse. The chord perpendicular to the major axis at the center is the **minor axis** of the ellipse. (See Figure 10.8.)



$d_1 + d_2$  is constant.

Figure 10.7

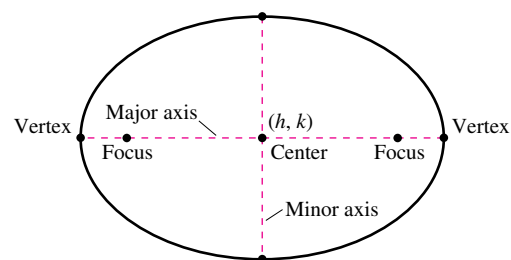
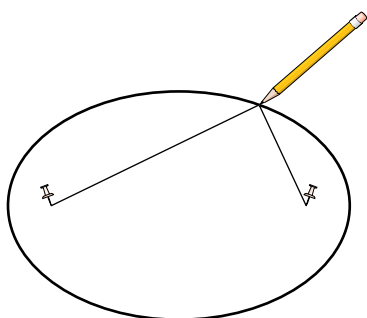


Figure 10.8



If the ends of a fixed length of string are fastened to the thumbtacks and the string is drawn taut with a pencil, then the path traced by the pencil will be an ellipse.

Figure 10.9

### THEOREM 10.3 Standard Equation of an Ellipse

The **standard form** of the equation of an ellipse with center  $(h, k)$  and major and minor axes of lengths  $2a$  and  $2b$ , respectively, where  $a > b$ , is

$$\frac{(x - h)^2}{a^2} + \frac{(y - k)^2}{b^2} = 1 \quad \text{Major axis is horizontal.}$$

or

$$\frac{(x - h)^2}{b^2} + \frac{(y - k)^2}{a^2} = 1. \quad \text{Major axis is vertical.}$$

The foci lie on the major axis,  $c$  units from the center, with

$$c^2 = a^2 - b^2.$$

You can visualize the definition of an ellipse by imagining two thumbtacks placed at the foci, as shown in Figure 10.9.

**FOR FURTHER INFORMATION** To learn about how an ellipse may be “exploded” into a parabola, see the article “Exploding the Ellipse” by Arnold Good in *Mathematics Teacher*. To view this article, go to [MathArticles.com](http://MathArticles.com).

Bettmann/Corbis

**EXAMPLE 3** Analyzing an Ellipse

Find the center, vertices, and foci of the ellipse

$$4x^2 + y^2 - 8x + 4y - 8 = 0. \quad \text{General second-degree equation}$$

**Solution** Complete the square to write the original equation in standard form.

$$4x^2 + y^2 - 8x + 4y - 8 = 0 \quad \text{Write original equation.}$$

$$4x^2 - 8x + y^2 + 4y = 8$$

$$4(x^2 - 2x + 1) + (y^2 + 4y + 4) = 8 + 4 + 4$$

$$4(x - 1)^2 + (y + 2)^2 = 16$$

$$\frac{(x - 1)^2}{4} + \frac{(y + 2)^2}{16} = 1 \quad \text{Write in standard form.}$$

So, the major axis is vertical, where  $h = 1, k = -2, a = 4, b = 2,$  and

$$c = \sqrt{16 - 4} = 2\sqrt{3}.$$

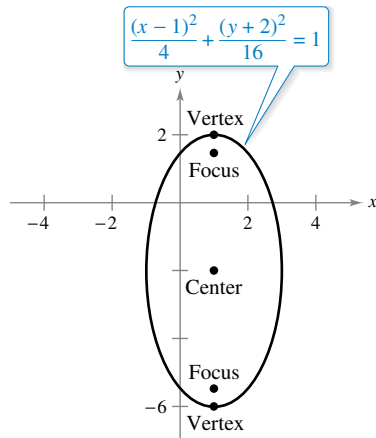
So, you obtain the following.

$$\text{Center: } (1, -2) \quad (h, k)$$

$$\text{Vertices: } (1, -6) \text{ and } (1, 2) \quad (h, k \pm a)$$

$$\text{Foci: } (1, -2 - 2\sqrt{3}) \text{ and } (1, -2 + 2\sqrt{3}) \quad (h, k \pm c)$$

The graph of the ellipse is shown in Figure 10.10. ■



Ellipse with a vertical major axis.  
**Figure 10.10**

In Example 3, the constant term in the general second-degree equation is  $F = -8$ . For a constant term greater than or equal to 8, you would obtain one of these degenerate cases.

1.  $F = 8$ , single point,  $(1, -2)$ :  $\frac{(x - 1)^2}{4} + \frac{(y + 2)^2}{16} = 0$
2.  $F > 8$ , no solution points:  $\frac{(x - 1)^2}{4} + \frac{(y + 2)^2}{16} < 0$

**EXAMPLE 4** The Orbit of the Moon

The moon orbits Earth in an elliptical path with the center of Earth at one focus, as shown in Figure 10.11. The major and minor axes of the orbit have lengths of 768,800 kilometers and 767,641 kilometers, respectively. Find the greatest and least distances (the apogee and perigee) from Earth's center to the moon's center.

**Solution** Begin by solving for  $a$  and  $b$ .

$$2a = 768,800 \quad \text{Length of major axis}$$

$$a = 384,400 \quad \text{Solve for } a.$$

$$2b = 767,641 \quad \text{Length of minor axis}$$

$$b = 383,820.5 \quad \text{Solve for } b.$$

Now, using these values, you can solve for  $c$  as follows.

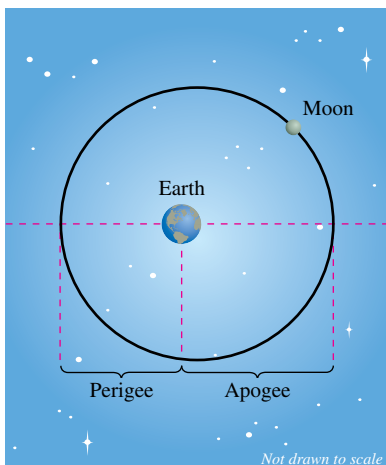
$$c = \sqrt{a^2 - b^2} \approx 21,099$$

The greatest distance between the center of Earth and the center of the moon is

$$a + c \approx 405,499 \text{ kilometers}$$

and the least distance is

$$a - c \approx 363,301 \text{ kilometers.} \quad \text{■}$$



**Figure 10.11**

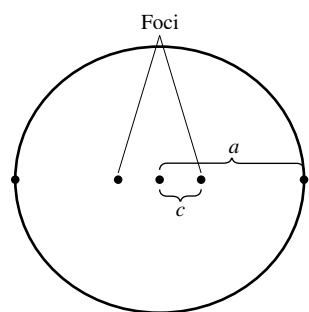
**FOR FURTHER INFORMATION**  
 For more information on some uses of the reflective properties of conics, see the article “Parabolic Mirrors, Elliptic and Hyperbolic Lenses” by Mohsen Maesumi in *The American Mathematical Monthly*. Also see the article “The Geometry of Microwave Antennas” by William R. Parzynski in *Mathematics Teacher*.

Theorem 10.2 presented a reflective property of parabolas. Ellipses have a similar reflective property. You are asked to prove the next theorem in Exercise 84.

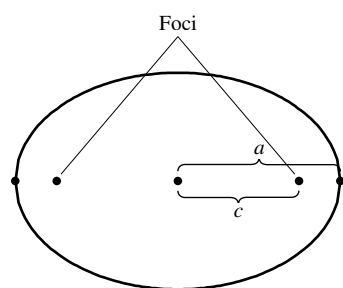
**THEOREM 10.4 Reflective Property of an Ellipse**  
 Let  $P$  be a point on an ellipse. The tangent line to the ellipse at point  $P$  makes equal angles with the lines through  $P$  and the foci.

One of the reasons that astronomers had difficulty detecting that the orbits of the planets are ellipses is that the foci of the planetary orbits are relatively close to the center of the sun, making the orbits nearly circular. To measure the ovalness of an ellipse, you can use the concept of **eccentricity**.

**Definition of Eccentricity of an Ellipse**  
 The **eccentricity**  $e$  of an ellipse is given by the ratio

$$e = \frac{c}{a}.$$


(a)  $\frac{c}{a}$  is small.



(b)  $\frac{c}{a}$  is close to 1.  
 Eccentricity is the ratio  $\frac{c}{a}$ .

**Figure 10.12**

To see how this ratio is used to describe the shape of an ellipse, note that because the foci of an ellipse are located along the major axis between the vertices and the center, it follows that

$$0 < c < a.$$

For an ellipse that is nearly circular, the foci are close to the center and the ratio  $c/a$  is close to 0, and for an elongated ellipse, the foci are close to the vertices and the ratio  $c/a$  is close to 1, as shown in Figure 10.12. Note that

$$0 < e < 1$$

for every ellipse.

The orbit of the moon has an eccentricity of  $e \approx 0.0549$ , and the eccentricities of the eight planetary orbits are listed below.

Mercury:	$e \approx 0.2056$	Jupiter:	$e \approx 0.0489$
Venus:	$e \approx 0.0067$	Saturn:	$e \approx 0.0565$
Earth:	$e \approx 0.0167$	Uranus:	$e \approx 0.0457$
Mars:	$e \approx 0.0935$	Neptune:	$e \approx 0.0113$

You can use integration to show that the area of an ellipse is  $A = \pi ab$ . For instance, the area of the ellipse

$$\frac{x^2}{a^2} + \frac{y^2}{b^2} = 1$$

is

$$\begin{aligned}
 A &= 4 \int_0^a \frac{b}{a} \sqrt{a^2 - x^2} \, dx \\
 &= \frac{4b}{a} \int_0^{\pi/2} a^2 \cos^2 \theta \, d\theta. \quad \text{Trigonometric substitution } x = a \sin \theta
 \end{aligned}$$

However, it is not so simple to find the *circumference* of an ellipse. The next example shows how to use eccentricity to set up an “elliptic integral” for the circumference of an ellipse.



**AREA AND CIRCUMFERENCE OF AN ELLIPSE**

In his work with elliptic orbits in the early 1600s, Johannes Kepler successfully developed a formula for the area of an ellipse,  $A = \pi ab$ . He was less successful, however, in developing a formula for the circumference of an ellipse; the best he could do was to give the approximate formula  $C = \pi(a + b)$ .

**EXAMPLE 5 Finding the Circumference of an Ellipse**

•••▶ See [LarsonCalculus.com](http://LarsonCalculus.com) for an interactive version of this type of example.

Show that the circumference of the ellipse  $(x^2/a^2) + (y^2/b^2) = 1$  is

$$4a \int_0^{\pi/2} \sqrt{1 - e^2 \sin^2 \theta} \, d\theta, \quad e = \frac{c}{a}$$

**Solution** Because the ellipse is symmetric with respect to both the  $x$ -axis and the  $y$ -axis, you know that its circumference  $C$  is four times the arc length of

$$y = \frac{b}{a} \sqrt{a^2 - x^2}$$

in the first quadrant. The function  $y$  is differentiable for all  $x$  in the interval  $[0, a]$  except at  $x = a$ . So, the circumference is given by the improper integral

$$C = \lim_{d \rightarrow a^-} 4 \int_0^d \sqrt{1 + (y')^2} \, dx = 4 \int_0^a \sqrt{1 + (y')^2} \, dx = 4 \int_0^a \sqrt{1 + \frac{b^2 x^2}{a^2(a^2 - x^2)}} \, dx.$$

Using the trigonometric substitution  $x = a \sin \theta$ , you obtain

$$\begin{aligned} C &= 4 \int_0^{\pi/2} \sqrt{1 + \frac{b^2 \sin^2 \theta}{a^2 \cos^2 \theta}} (a \cos \theta) \, d\theta \\ &= 4 \int_0^{\pi/2} \sqrt{a^2 \cos^2 \theta + b^2 \sin^2 \theta} \, d\theta \\ &= 4 \int_0^{\pi/2} \sqrt{a^2(1 - \sin^2 \theta) + b^2 \sin^2 \theta} \, d\theta \\ &= 4 \int_0^{\pi/2} \sqrt{a^2 - (a^2 - b^2) \sin^2 \theta} \, d\theta. \end{aligned}$$

Because  $e^2 = c^2/a^2 = (a^2 - b^2)/a^2$ , you can rewrite this integral as

$$C = 4a \int_0^{\pi/2} \sqrt{1 - e^2 \sin^2 \theta} \, d\theta.$$

A great deal of time has been devoted to the study of elliptic integrals. Such integrals generally do not have elementary antiderivatives. To find the circumference of an ellipse, you must usually resort to an approximation technique.

**EXAMPLE 6 Approximating the Value of an Elliptic Integral**

Use the elliptic integral in Example 5 to approximate the circumference of the ellipse

$$\frac{x^2}{25} + \frac{y^2}{16} = 1.$$

**Solution** Because  $e^2 = c^2/a^2 = (a^2 - b^2)/a^2 = 9/25$ , you have

$$C = (4)(5) \int_0^{\pi/2} \sqrt{1 - \frac{9 \sin^2 \theta}{25}} \, d\theta.$$

Applying Simpson's Rule with  $n = 4$  produces

$$\begin{aligned} C &\approx 20 \left[ \frac{\pi/2}{3(4)} \right] [1 + 4(0.9733) + 2(0.9055) + 4(0.8323) + 0.8] \\ &\approx 28.36. \end{aligned}$$

So, the ellipse has a circumference of about 28.36 units, as shown in Figure 10.13.

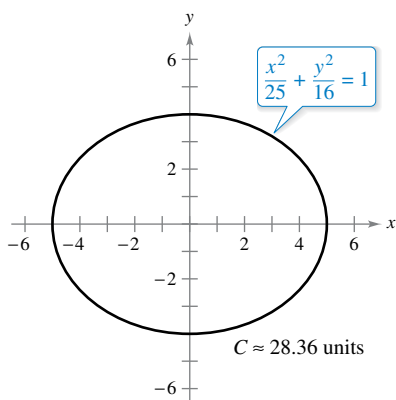


Figure 10.13

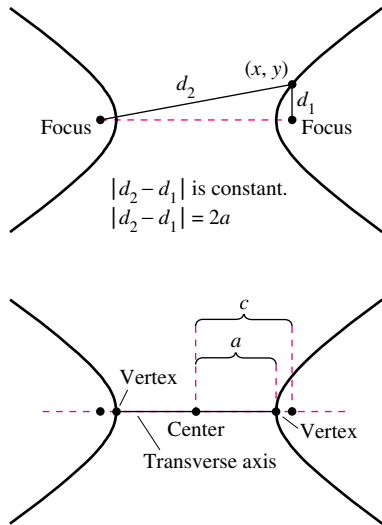


Figure 10.14

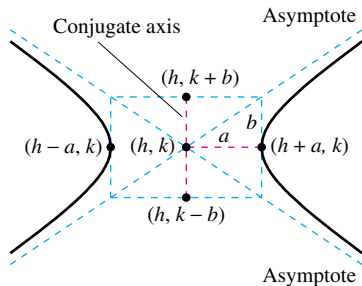


Figure 10.15

## Hyperbolas

The definition of a hyperbola is similar to that of an ellipse. For an ellipse, the *sum* of the distances between the foci and a point on the ellipse is fixed, whereas for a hyperbola, the absolute value of the *difference* between these distances is fixed.

A **hyperbola** is the set of all points  $(x, y)$  for which the absolute value of the difference between the distances from two distinct fixed points called **foci** is constant. (See Figure 10.14.) The line through the two foci intersects a hyperbola at two points called the **vertices**. The line segment connecting the vertices is the **transverse axis**, and the midpoint of the transverse axis is the **center** of the hyperbola. One distinguishing feature of a hyperbola is that its graph has two separate *branches*.

### THEOREM 10.5 Standard Equation of a Hyperbola

The **standard form** of the equation of a hyperbola with center at  $(h, k)$  is

$$\frac{(x - h)^2}{a^2} - \frac{(y - k)^2}{b^2} = 1 \quad \text{Transverse axis is horizontal.}$$

or

$$\frac{(y - k)^2}{b^2} - \frac{(x - h)^2}{a^2} = 1. \quad \text{Transverse axis is vertical.}$$

The vertices are  $a$  units from the center, and the foci are  $c$  units from the center, where  $c^2 = a^2 + b^2$ .

Note that the constants  $a$ ,  $b$ , and  $c$  do not have the same relationship for hyperbolas as they do for ellipses. For hyperbolas,  $c^2 = a^2 + b^2$ , but for ellipses,  $c^2 = a^2 - b^2$ .

An important aid in sketching the graph of a hyperbola is the determination of its **asymptotes**, as shown in Figure 10.15. Each hyperbola has two asymptotes that intersect at the center of the hyperbola. The asymptotes pass through the vertices of a rectangle of dimensions  $2a$  by  $2b$ , with its center at  $(h, k)$ . The line segment of length  $2b$  joining

$$(h, k + b)$$

and

$$(h, k - b)$$

is referred to as the **conjugate axis** of the hyperbola.

### THEOREM 10.6 Asymptotes of a Hyperbola

For a *horizontal* transverse axis, the equations of the asymptotes are

$$y = k + \frac{b}{a}(x - h) \quad \text{and} \quad y = k - \frac{b}{a}(x - h).$$

For a *vertical* transverse axis, the equations of the asymptotes are

$$y = k + \frac{a}{b}(x - h) \quad \text{and} \quad y = k - \frac{a}{b}(x - h).$$

In Figure 10.15, you can see that the asymptotes coincide with the diagonals of the rectangle with dimensions  $2a$  and  $2b$ , centered at  $(h, k)$ . This provides you with a quick means of sketching the asymptotes, which in turn aids in sketching the hyperbola.

**EXAMPLE 7** Using Asymptotes to Sketch a Hyperbola

•••▶ See [LarsonCalculus.com](http://LarsonCalculus.com) for an interactive version of this type of example.

Sketch the graph of the hyperbola

$$4x^2 - y^2 = 16.$$

**Solution** Begin by rewriting the equation in standard form.

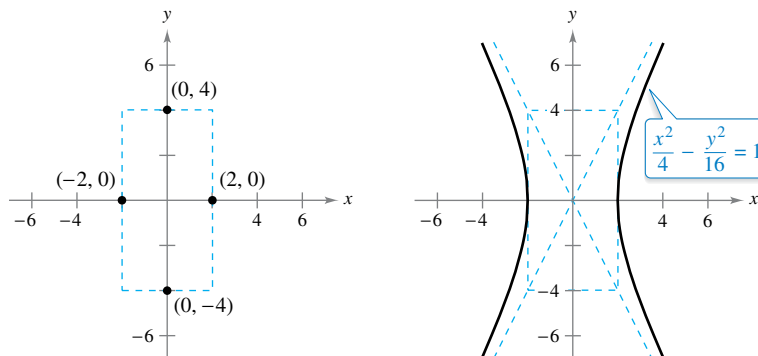
$$\frac{x^2}{4} - \frac{y^2}{16} = 1$$

The transverse axis is horizontal and the vertices occur at  $(-2, 0)$  and  $(2, 0)$ . The ends of the conjugate axis occur at  $(0, -4)$  and  $(0, 4)$ . Using these four points, you can sketch the rectangle shown in Figure 10.16(a). By drawing the asymptotes through the corners of this rectangle, you can complete the sketch as shown in Figure 10.16(b).

▶ **TECHNOLOGY** You can use a graphing utility to verify the graph obtained in Example 7 by solving the original equation for  $y$  and graphing the following equations.

$$y_1 = \sqrt{4x^2 - 16}$$

$$y_2 = -\sqrt{4x^2 - 16}$$



(a) (b)  
**Figure 10.16**

**Definition of Eccentricity of a Hyperbola**

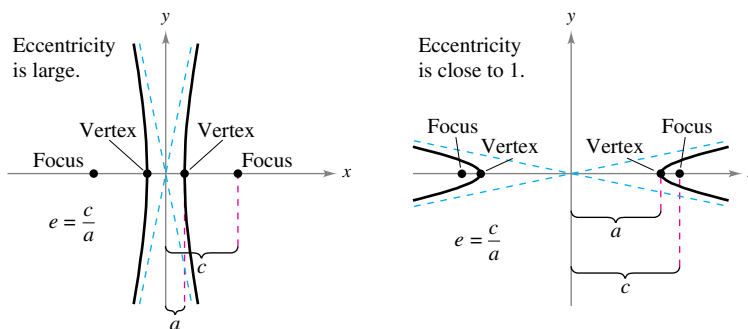
The **eccentricity**  $e$  of a hyperbola is given by the ratio

$$e = \frac{c}{a}.$$

■ **FOR FURTHER INFORMATION**

To read about using a string that traces both elliptic and hyperbolic arcs having the same foci, see the article “Ellipse to Hyperbola: ‘With This String I Thee Wed’” by Tom M. Apostol and Mamikon A. Mnatsakanian in *Mathematics Magazine*. To view this article, go to [MathArticles.com](http://MathArticles.com).

As with an ellipse, the **eccentricity** of a hyperbola is  $e = c/a$ . Because  $c > a$  for hyperbolas, it follows that  $e > 1$  for hyperbolas. If the eccentricity is large, then the branches of the hyperbola are nearly flat. If the eccentricity is close to 1, then the branches of the hyperbola are more pointed, as shown in Figure 10.17.



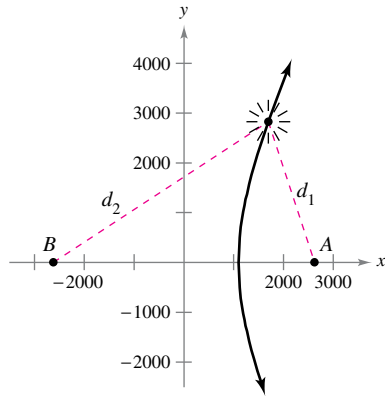
**Figure 10.17**

The application in Example 8 was developed during World War II. It shows how the properties of hyperbolas can be used in radar and other detection systems.

**EXAMPLE 8 A Hyperbolic Detection System**

Two microphones, 1 mile apart, record an explosion. Microphone *A* receives the sound 2 seconds before microphone *B*. Where was the explosion?

**Solution** Assuming that sound travels at 1100 feet per second, you know that the explosion took place 2200 feet farther from *B* than from *A*, as shown in Figure 10.18. The locus of all points that are 2200 feet closer to *A* than to *B* is one branch of the hyperbola



$2c = 5280$   
 $d_2 - d_1 = 2a = 2200$

Figure 10.18

$$\frac{x^2}{a^2} - \frac{y^2}{b^2} = 1$$

where

$$c = \frac{1 \text{ mile}}{2} = \frac{5280 \text{ ft}}{2} = 2640 \text{ feet}$$

and

$$a = \frac{2200 \text{ ft}}{2} = 1100 \text{ feet.}$$

Because  $c^2 = a^2 + b^2$ , it follows that

$$\begin{aligned} b^2 &= c^2 - a^2 \\ &= (2640)^2 - (1100)^2 \\ &= 5,759,600 \end{aligned}$$

and you can conclude that the explosion occurred somewhere on the right branch of the hyperbola

$$\frac{x^2}{1,210,000} - \frac{y^2}{5,759,600} = 1.$$



**CAROLINE HERSCHEL (1750–1848)**

The first woman to be credited with detecting a new comet was the English astronomer Caroline Herschel. During her life, Caroline Herschel discovered a total of eight new comets.  
 See [LarsonCalculus.com](http://LarsonCalculus.com) to read more of this biography.

In Example 8, you were able to determine only the hyperbola on which the explosion occurred, but not the exact location of the explosion. If, however, you had received the sound at a third position *C*, then two other hyperbolas would be determined. The exact location of the explosion would be the point at which these three hyperbolas intersect.

Another interesting application of conics involves the orbits of comets in our solar system. Of the 610 comets identified prior to 1970, 245 have elliptical orbits, 295 have parabolic orbits, and 70 have hyperbolic orbits. The center of the sun is a focus of each orbit, and each orbit has a vertex at the point at which the comet is closest to the sun. Undoubtedly, many comets with parabolic or hyperbolic orbits have not been identified—such comets pass through our solar system only once. Only comets with elliptical orbits, such as Halley’s comet, remain in our solar system.

The type of orbit for a comet can be determined as follows.

1. Ellipse:  $v < \sqrt{2GM/p}$
2. Parabola:  $v = \sqrt{2GM/p}$
3. Hyperbola:  $v > \sqrt{2GM/p}$

In each of the above, *p* is the distance between one vertex and one focus of the comet’s orbit (in meters), *v* is the velocity of the comet at the vertex (in meters per second),  $M \approx 1.989 \times 10^{30}$  kilograms is the mass of the sun, and  $G \approx 6.67 \times 10^{-11}$  cubic meter per kilogram-second squared is the gravitational constant.

Caroline Herschel (1750-1848), 1829, Tielemans, Martin Francois (1784-1864)/Private Collection/The Bridgeman Art Library

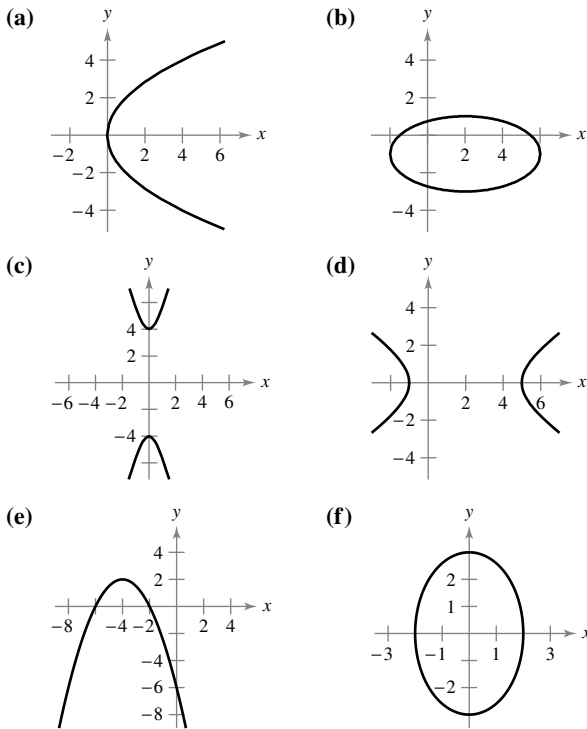
# 10.1 Exercises

See [CalcChat.com](http://CalcChat.com) for tutorial help and worked-out solutions to odd-numbered exercises.

### CONCEPT CHECK

- Conic Sections** State the definitions of parabola, ellipse, and hyperbola in your own words.
- Reflective Property** Use a sketch to illustrate the reflective property of an ellipse.
- Eccentricity** Consider an ellipse with eccentricity  $e$ .
  - What are the possible values of  $e$ ?
  - What happens to the graph of the ellipse as  $e$  increases?
- Hyperbola** Explain how to sketch a hyperbola with a vertical transverse axis.

**Matching** In Exercises 5–10, match the equation with its graph. [The graphs are labeled (a), (b), (c), (d), (e), and (f).]



- $y^2 = 4x$
- $(x + 4)^2 = -2(y - 2)$
- $\frac{y^2}{16} - \frac{x^2}{1} = 1$
- $\frac{(x - 2)^2}{16} + \frac{(y + 1)^2}{4} = 1$
- $\frac{x^2}{4} + \frac{y^2}{9} = 1$
- $\frac{(x - 2)^2}{9} - \frac{y^2}{4} = 1$

**Sketching a Parabola** In Exercises 11–16, find the vertex, focus, and directrix of the parabola, and sketch its graph.

- $(x + 5) + (y - 3)^2 = 0$
- $(x - 6)^2 - 2(y + 7) = 0$
- $y^2 - 4y - 4x = 0$
- $y^2 + 6y + 8x + 25 = 0$
- $x^2 + 4x + 4y - 4 = 0$
- $x^2 - 2x - 4y - 7 = 0$



**Finding the Standard Equation of a Parabola** In Exercises 17–24, find the standard form of the equation of the parabola with the given characteristics.

- Vertex: (5, 4)
- Vertex: (−3, −1)
- Focus: (3, 4)
- Focus: (−3, 1)
- Vertex: (0, 5)
- Focus: (2, 2)
- Directrix:  $y = -3$
- Directrix:  $x = -2$
- Vertex: (1, −1)
- Vertex: (2, 4)
- Points on the parabola: (−1, −4), (3, −4)
- Points on the parabola: (0, 0), (4, 0)
- Axis is parallel to  $y$ -axis; graph passes through (0, 3), (3, 4), and (4, 11).
- Directrix:  $y = -2$ ; endpoints of latus rectum are (0, 2) and (8, 2).



**Sketching an Ellipse** In Exercises 25–30, find the center, foci, vertices, and eccentricity of the ellipse, and sketch its graph.

- $16x^2 + y^2 = 16$
- $3x^2 + 7y^2 = 63$
- $\frac{(x - 3)^2}{16} + \frac{(y - 1)^2}{25} = 1$
- $(x + 4)^2 + \frac{(y + 6)^2}{1/4} = 1$
- $9x^2 + 4y^2 + 36x - 24y - 36 = 0$
- $x^2 + 10y^2 - 6x + 20y + 18 = 0$



**Finding the Standard Equation of an Ellipse** In Exercises 31–36, find the standard form of the equation of the ellipse with the given characteristics.

- Center: (0, 0)
- Vertices: (0, 3), (8, 3)
- Focus: (5, 0)
- Eccentricity:  $\frac{3}{4}$
- Vertex: (6, 0)
- Vertices: (3, 1), (3, 9)
- Foci: (0, ±9)
- Minor axis length: 6
- Major axis length: 22
- Center: (0, 0)
- Center: (1, 2)
- Major axis: horizontal
- Major axis: vertical
- Points on the ellipse: (3, 1), (4, 0)
- Points on the ellipse: (1, 6), (3, 2)



**Sketching a Hyperbola** In Exercises 37–40, find the center, foci, vertices, and eccentricity of the hyperbola, and sketch its graph using asymptotes as an aid.

- $\frac{x^2}{25} - \frac{y^2}{16} = 1$
- $\frac{(y + 3)^2}{225} - \frac{(x - 5)^2}{64} = 1$
- $9x^2 - y^2 - 36x - 6y + 18 = 0$
- $y^2 - 16x^2 + 64x - 208 = 0$



**Finding the Standard Equation of a Hyperbola** In Exercises 41–48, find the standard form of the equation of the hyperbola with the given characteristics.

- |  |  |
|--|--|
| 41. Vertices: $(\pm 1, 0)$<br>Asymptotes: $y = \pm 5x$                                     | 42. Vertices: $(0, \pm 4)$<br>Asymptotes: $y = \pm 2x$       |
| 43. Vertices: $(2, \pm 3)$<br>Point on graph: $(0, 5)$                                     | 44. Vertices: $(2, \pm 3)$<br>Foci: $(2, \pm 5)$             |
| 45. Center: $(0, 0)$<br>Vertex: $(0, 2)$<br>Focus: $(0, 4)$                                | 46. Center: $(0, 0)$<br>Vertex: $(6, 0)$<br>Focus: $(10, 0)$ |
| 47. Vertices: $(0, 2), (6, 2)$<br>Asymptotes: $y = \frac{2}{3}x$<br>$y = 4 - \frac{2}{3}x$ | 48. Focus: $(20, 0)$<br>Asymptotes: $y = \pm \frac{3}{4}x$   |

**Finding Equations of Tangent Lines and Normal Lines** In Exercises 49 and 50, find equations for (a) the tangent lines and (b) the normal lines to the hyperbola for the given value of  $x$ . (The *normal line* at a point is perpendicular to the tangent line at the point.)

49.  $\frac{x^2}{9} - y^2 = 1, x = 6$       50.  $\frac{y^2}{4} - \frac{x^2}{2} = 1, x = 4$

**Classifying the Graph of an Equation** In Exercises 51–56, classify the graph of the equation as a circle, a parabola, an ellipse, or a hyperbola.

51.  $25x^2 - 10x - 200y - 119 = 0$   
 52.  $4x^2 - y^2 - 4x - 3 = 0$   
 53.  $3(x - 1)^2 = 6 + 2(y + 1)^2$     54.  $9(x + 3)^2 = 36 - 4(y - 2)^2$   
 55.  $9x^2 + 9y^2 - 36x + 6y + 34 = 0$   
 56.  $y^2 - 4y = x + 5$

**EXPLORING CONCEPTS**

57. **Using an Equation** Consider the equation  $9x^2 + 4y^2 - 36x - 24y - 36 = 0$ .
- Classify the graph of the equation as a circle, a parabola, an ellipse, or a hyperbola.
  - Change the  $4y^2$ -term in the equation to  $-4y^2$ . Classify the graph of the new equation.
  - Change the  $9x^2$ -term in the original equation to  $4x^2$ . Classify the graph of the new equation.
  - Describe one way you could change the original equation so that its graph is a parabola.
58. **Investigation** Sketch the graphs of  $x^2 = 4py$  for  $p = \frac{1}{4}, \frac{1}{2}, 1, \frac{3}{2},$  and  $2$  on the same coordinate axes. Discuss the change in the graphs as  $p$  increases.
59. **Ellipse** Let  $C$  be the circumference of the ellipse  $(x^2/a^2) + (y^2/b^2) = 1, b < a$ . Explain why  $2\pi b < C < 2\pi a$ . Use a graph to support your explanation.



**60. HOW DO YOU SEE IT?** Describe in words how a plane could intersect with the double-napped cone to form each conic section (see figure).



- (a) Circle      (b) Ellipse  
 (c) Parabola    (d) Hyperbola

61. **Solar Collector** A solar collector for heating water is constructed with a sheet of stainless steel that is formed into the shape of a parabola (see figure). The water will flow through a pipe that is located at the focus of the parabola. At what distance from the vertex is the pipe?

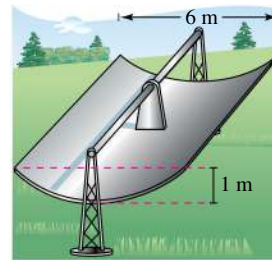


Figure for 61

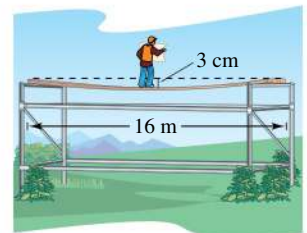


Figure for 62

62. **Beam Deflection** A simply supported beam that is 16 meters long has a load concentrated at the center (see figure). The deflection of the beam at its center is 3 centimeters. Assume that the shape of the deflected beam is parabolic.

- Find an equation of the parabola. (Assume that the origin is at the center of the beam.)
- How far from the center of the beam is the deflection 1 centimeter?

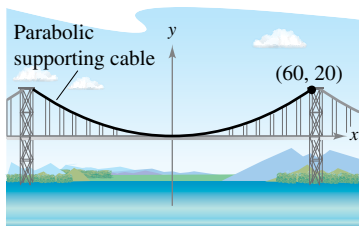
**63. Proof**

- Prove that any two distinct tangent lines to a parabola intersect.
- Demonstrate the result of part (a) by finding the point of intersection of the tangent lines to the parabola  $x^2 - 4x - 4y = 0$  at the points  $(0, 0)$  and  $(6, 3)$ .

**64. Proof**

- Prove that if any two tangent lines to a parabola intersect at right angles, then their point of intersection must lie on the directrix.
- Demonstrate the result of part (a) by showing that the tangent lines to the parabola  $x^2 - 4x - 4y + 8 = 0$  at the points  $(-2, 5)$  and  $(3, \frac{5}{4})$  intersect at right angles and that their point of intersection lies on the directrix.

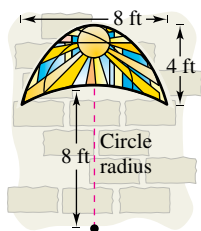
- 65. Bridge Design** A cable of a suspension bridge is suspended (in the shape of a parabola) between two towers that are 120 meters apart and 20 meters above the roadway (see figure). The cable touches the roadway midway between the towers. Find an equation for the parabolic shape of the cable.



- 66. Arc Length** Find the length of the parabolic cable in Exercise 65.

**67. Architecture**

A church window is bounded above by a parabola and below by the arc of a circle (see figure). Find the area of the window.



- 68. Surface Area** A satellite signal receiving dish is formed by revolving the parabola given by

$$x^2 = 20y$$

about the  $y$ -axis. The radius of the dish is  $r$  feet. Verify that the surface area of the dish is given by

$$2\pi \int_0^r x \sqrt{1 + \left(\frac{x}{10}\right)^2} dx = \frac{\pi}{15} [(100 + r^2)^{3/2} - 1000].$$

- 69. Orbit of Earth** Earth moves in an elliptical orbit with the sun at one of the foci. The length of half of the major axis is 149,598,000 kilometers, and the eccentricity is 0.0167. Find the minimum distance (*perihelion*) and the maximum distance (*aphelion*) of Earth from the sun.

- 70. Satellite Orbit** The *apogee* (the point in orbit farthest from Earth) and the *perigee* (the point in orbit closest to Earth) of an elliptical orbit of an Earth satellite are given by  $A$  and  $P$ , respectively. Show that the eccentricity of the orbit is

$$e = \frac{A - P}{A + P}$$

- 71. Explorer 1** On January 31, 1958, the United States launched the research satellite Explorer 1. Its low and high points above the surface of Earth were 220 miles and 1563 miles. Find the eccentricity of its elliptical orbit. (Use 4000 miles as the radius of Earth.)

- 72. Explorer 55** On November 20, 1975, the United States launched the research satellite Explorer 55. Its low and high points above the surface of Earth were 96 miles and 1865 miles. Find the eccentricity of its elliptical orbit. (Use 4000 miles as the radius of Earth.)

**73. Halley's Comet**

- Probably the most famous of all comets, Halley's comet, has an elliptical orbit with the sun at one focus. Its maximum distance from the sun is approximately 35.29 AU (1 astronomical unit is approximately  $92.956 \times 10^6$  miles), and its minimum distance is approximately 0.59 AU. Find the eccentricity of the orbit.



- 74. Particle Motion** Consider a particle traveling clockwise on the elliptical path

$$\frac{x^2}{100} + \frac{y^2}{25} = 1.$$

The particle leaves the orbit at the point  $(-8, 3)$  and travels in a straight line tangent to the ellipse. At what point will the particle cross the  $y$ -axis?

**Area, Volume, and Surface Area** In Exercises 75 and 76, find (a) the area of the region bounded by the ellipse, (b) the volume and surface area of the solid generated by revolving the region about its major axis (prolate spheroid), and (c) the volume and surface area of the solid generated by revolving the region about its minor axis (oblate spheroid).

75.  $\frac{x^2}{4} + \frac{y^2}{1} = 1$

76.  $\frac{x^2}{16} + \frac{y^2}{9} = 1$

- 77. Arc Length** Use the integration capabilities of a graphing utility to approximate to two-decimal-place accuracy the elliptical integral representing the circumference of the ellipse

$$\frac{x^2}{25} + \frac{y^2}{49} = 1.$$

**78. Conjecture**

- (a) Show that the equation of an ellipse can be written as

$$\frac{(x - h)^2}{a^2} + \frac{(y - k)^2}{a^2(1 - e^2)} = 1.$$

- (b) Use a graphing utility to graph the ellipse

$$\frac{(x - 2)^2}{4} + \frac{(y - 3)^2}{4(1 - e^2)} = 1$$

for  $e = 0.95, e = 0.75, e = 0.5, e = 0.25,$  and  $e = 0.$

- (c) Use the results of part (b) to make a conjecture about the change in the shape of the ellipse as  $e$  approaches 0.

- 79. Geometry** The area of the ellipse in the figure is twice the area of the circle. What is the length of the major axis?

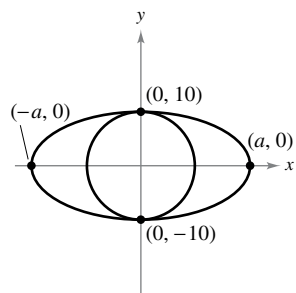


Figure for 79

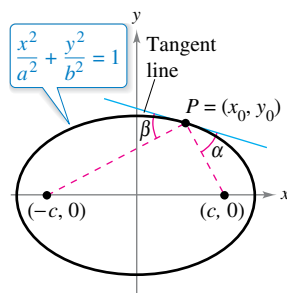


Figure for 80

- 80. Proof** Prove Theorem 10.4 by showing that the tangent line to an ellipse at a point  $P$  makes equal angles with lines through  $P$  and the foci (see figure). [Hint: (1) Find the slope of the tangent line at  $P$ , (2) find the slopes of the lines through  $P$  and each focus, and (3) use the formula for the tangent of the angle  $\theta$  between two lines with slopes  $m_1$  and  $m_2$ ,

$$\tan \theta = \left| \frac{m_1 - m_2}{1 + m_1 m_2} \right|$$

- 81. Finding an Equation of a Hyperbola** Find an equation of the hyperbola such that for any point on the hyperbola, the difference between its distances from the points  $(2, 2)$  and  $(10, 2)$  is 6.

- 82. Hyperbola** Consider a hyperbola centered at the origin with a horizontal transverse axis. Use the definition of a hyperbola to derive its standard form

$$\frac{x^2}{a^2} - \frac{y^2}{b^2} = 1.$$

- 83. Navigation** LORAN (long distance radio navigation) for aircraft and ships uses synchronized pulses transmitted by widely separated transmitting stations. These pulses travel at the speed of light (186,000 miles per second). The difference in the times of arrival of these pulses at an aircraft or ship is constant on a hyperbola having the transmitting stations as foci. Assume that two stations, 300 miles apart, are positioned on a rectangular coordinate system at  $(-150, 0)$  and  $(150, 0)$  and that a ship is traveling on a path with coordinates  $(x, 75)$  (see figure). Find the  $x$ -coordinate of the position of the ship when the time difference between the pulses from the transmitting stations is 1000 microseconds (0.001 second).

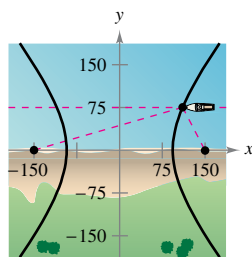


Figure for 83

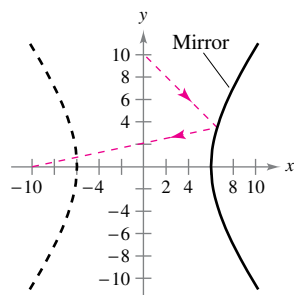


Figure for 84

- 84. Hyperbolic Mirror** A hyperbolic mirror (used in some telescopes) has the property that a light ray directed at the focus will be reflected to the other focus. The mirror in the figure has the equation

$$\frac{x^2}{36} - \frac{y^2}{64} = 1.$$

At which point on the mirror will light from the point  $(0, 10)$  be reflected to the other focus?

- 85. Tangent Line** Show that the equation of the tangent line to  $\frac{x^2}{a^2} - \frac{y^2}{b^2} = 1$  at the point  $(x_0, y_0)$  is  $\left(\frac{x_0}{a^2}\right)x - \left(\frac{y_0}{b^2}\right)y = 1$ .

- 86. Proof** Prove that the graph of the equation

$$Ax^2 + Cy^2 + Dx + Ey + F = 0$$

is one of the following (except in degenerate cases).

Conic	Condition
(a) Circle	$A = C$
(b) Parabola	$A = 0$ or $C = 0$ (but not both)
(c) Ellipse	$AC > 0$
(d) Hyperbola	$AC < 0$

**True or False?** In Exercises 87–92, determine whether the statement is true or false. If it is false, explain why or give an example that shows it is false.

- 87.** It is possible for a parabola to intersect its directrix.  
**88.** The point on a parabola closest to its focus is its vertex.  
**89.** The eccentricity of a hyperbola with a horizontal transverse axis is  $e = \sqrt{1 + m^2}$ , where  $m$  and  $-m$  the slopes of the asymptotes.  
**90.** If  $D \neq 0$  or  $E \neq 0$ , then the graph of  $y^2 - x^2 + Dx + Ey = 0$  is a hyperbola.  
**91.** If the asymptotes of the hyperbola  $(x^2/a^2) - (y^2/b^2) = 1$  intersect at right angles, then  $a = b$ .  
**92.** Every tangent line to a hyperbola intersects the hyperbola only at the point of tangency.

**PUTNAM EXAM CHALLENGE**

- 93.** For a point  $P$  on an ellipse, let  $d$  be the distance from the center of the ellipse to the line tangent to the ellipse at  $P$ . Prove that  $(PF_1)(PF_2)d^2$  is constant as  $P$  varies on the ellipse, where  $PF_1$  and  $PF_2$  are the distances from  $P$  to the foci  $F_1$  and  $F_2$  of the ellipse.

- 94.** Find the minimum value of

$$(u - v)^2 + \left( \sqrt{2 - u^2} - \frac{9}{v} \right)^2$$

for  $0 < u < \sqrt{2}$  and  $v > 0$ .

These problems were composed by the Committee on the Putnam Prize Competition. © The Mathematical Association of America. All rights reserved.



# 10.2 Plane Curves and Parametric Equations

- Sketch the graph of a curve given by a set of parametric equations.
- Eliminate the parameter in a set of parametric equations.
- Find a set of parametric equations to represent a curve.
- Understand two classic calculus problems, the tautochrone and brachistochrone problems.

## Plane Curves and Parametric Equations

Until now, you have been representing a graph by a single equation involving *two* variables. In this section, you will study situations in which *three* variables are used to represent a curve in the plane.

Consider the path followed by an object that is propelled into the air at an angle of  $45^\circ$ . For an initial velocity of 48 feet per second, the object travels the parabolic path given by the rectangular equation

$$y = -\frac{x^2}{72} + x$$

as shown in Figure 10.19. This equation, however, does not tell the whole story. Although it does tell you *where* the object has been, it does not tell you *when* the object was at a given point  $(x, y)$ . To determine this time, you can introduce a third variable  $t$ , called a **parameter**. By writing both  $x$  and  $y$  as functions of  $t$ , you obtain the **parametric equations**

$$x = 24\sqrt{2}t \quad \text{Parametric equation for } x$$

and

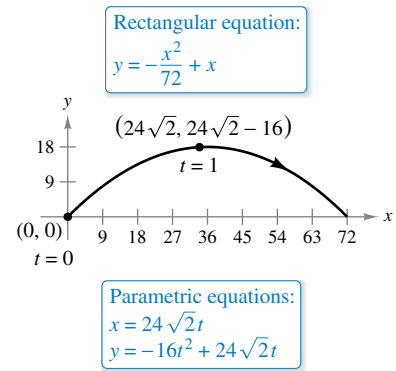
$$y = -16t^2 + 24\sqrt{2}t. \quad \text{Parametric equation for } y$$

From this set of equations, you can determine that at time  $t = 0$ , the object is at the point  $(0, 0)$ . Similarly, at time  $t = 1$ , the object is at the point

$$(24\sqrt{2}, 24\sqrt{2} - 16)$$

and so on. (You will learn a method for determining this particular set of parametric equations—the equations of motion—later, in Section 12.3.)

For this particular motion problem,  $x$  and  $y$  are continuous functions of  $t$ , and the resulting path is called a **plane curve**.



Curvilinear motion: two variables for position, one variable for time

**Figure 10.19**

• **REMARK** At times, it is important to distinguish between a graph (the set of points) and a curve (the points together with their defining parametric equations). When it is important, the distinction will be explicit. When it is not important,  $C$  will be used to represent either the graph or the curve.

### Definition of a Plane Curve

If  $f$  and  $g$  are continuous functions of  $t$  on an interval  $I$ , then the equations

$$x = f(t) \quad \text{and} \quad y = g(t)$$

are **parametric equations** and  $t$  is the **parameter**. The set of points  $(x, y)$  obtained as  $t$  varies over the interval  $I$  is the **graph** of the parametric equations. Taken together, the parametric equations and the graph are a **plane curve**, denoted by  $C$ .

When sketching a curve represented by a set of parametric equations, you can plot points in the  $xy$ -plane. Each set of coordinates  $(x, y)$  is determined from a value chosen for the parameter  $t$ . By plotting the resulting points in order of increasing values of  $t$ , the curve is traced out in a specific direction. This is called the **orientation** of the curve.

**EXAMPLE 1** Sketching a Curve

Sketch the curve described by the parametric equations

$$x = f(t) = t^2 - 4$$

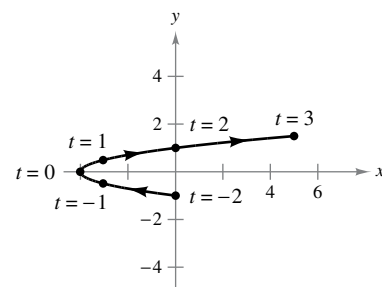
and

$$y = g(t) = \frac{t}{2}$$

where  $-2 \leq t \leq 3$ .

**Solution** For values of  $t$  on the given interval, the parametric equations yield the points  $(x, y)$  shown in the table.

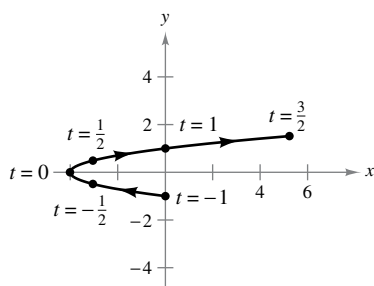
$t$	-2	-1	0	1	2	3
$x$	0	-3	-4	-3	0	5
$y$	-1	$-\frac{1}{2}$	0	$\frac{1}{2}$	1	$\frac{3}{2}$



Parametric equations:  
 $x = t^2 - 4$  and  $y = \frac{t}{2}, -2 \leq t \leq 3$

Figure 10.20

By plotting these points in order of increasing values of  $t$  and using the continuity of  $f$  and  $g$ , you obtain the curve  $C$  shown in Figure 10.20. Note that the arrows on the curve indicate its orientation as  $t$  increases from  $-2$  to  $3$ .



Parametric equations:  
 $x = 4t^2 - 4$  and  $y = t, -1 \leq t \leq \frac{3}{2}$

Figure 10.21

According to the Vertical Line Test, the graph shown in Figure 10.20 does not define  $y$  as a function of  $x$ . This points out one benefit of parametric equations—they can be used to represent graphs that are more general than graphs of functions.

It often happens that two different sets of parametric equations have the same graph. For instance, the set of parametric equations

$$x = 4t^2 - 4 \quad \text{and} \quad y = t, \quad -1 \leq t \leq \frac{3}{2}$$

has the same graph as the set given in Example 1. (See Figure 10.21.) However, comparing the values of  $t$  in Figures 10.20 and 10.21, you can see that the second graph is traced out more *rapidly* (considering  $t$  as time) than the first graph. So, in applications, different parametric representations can be used to represent various *speeds* at which objects travel along a given path.

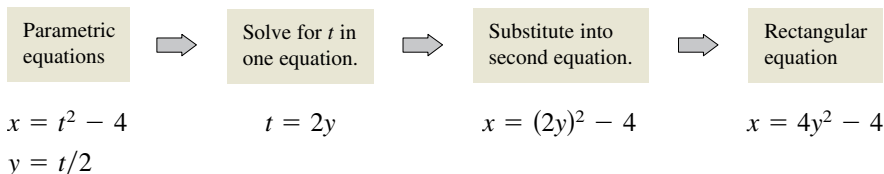
▶ **TECHNOLOGY** Most graphing utilities have a *parametric* graphing mode. If you have access to such a utility, use it to confirm the graphs shown in Figures 10.20 and 10.21. Does the curve given by the parametric equations

$$x = 4t^2 - 8t \quad \text{and} \quad y = 1 - t, \quad -\frac{1}{2} \leq t \leq 2$$

represent the same graph as that shown in Figures 10.20 and 10.21? What do you notice about the *orientation* of this curve?

### Eliminating the Parameter

Finding a rectangular equation that represents the graph of a set of parametric equations is called **eliminating the parameter**. For instance, you can eliminate the parameter from the set of parametric equations in Example 1 as follows.



Once you have eliminated the parameter, you can recognize that the equation  $x = 4y^2 - 4$  represents a parabola with a horizontal axis and vertex at  $(-4, 0)$ , as shown in Figure 10.20.

The range of  $x$  and  $y$  implied by the parametric equations may be altered by the change to rectangular form. In such instances, the domain of the rectangular equation must be adjusted so that its graph matches the graph of the parametric equations. Such a situation is demonstrated in the next example.

#### EXAMPLE 2 Adjusting the Domain

Sketch the curve represented by the equations

$$x = \frac{1}{\sqrt{t+1}} \quad \text{and} \quad y = \frac{t}{t+1}, \quad t > -1$$

by eliminating the parameter and adjusting the domain of the resulting rectangular equation.

**Solution** Begin by solving one of the parametric equations for  $t$ . For instance, you can solve the first equation for  $t$  as follows.

$$x = \frac{1}{\sqrt{t+1}} \quad \text{Parametric equation for } x$$

$$x^2 = \frac{1}{t+1} \quad \text{Square each side.}$$

$$t+1 = \frac{1}{x^2}$$

$$t = \frac{1}{x^2} - 1$$

$$t = \frac{1-x^2}{x^2} \quad \text{Solve for } t.$$

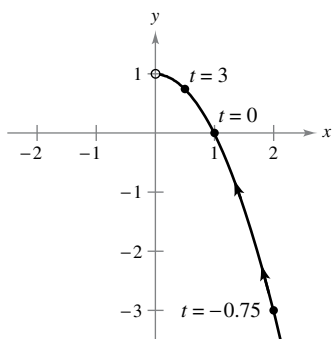
Now, substituting into the parametric equation for  $y$  produces

$$y = \frac{t}{t+1} \quad \text{Parametric equation for } y$$

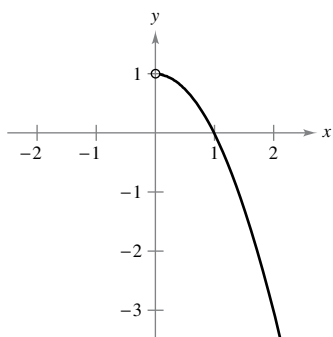
$$y = \frac{(1-x^2)/x^2}{[(1-x^2)/x^2] + 1} \quad \text{Substitute } (1-x^2)/x^2 \text{ for } t.$$

$$y = 1 - x^2. \quad \text{Simplify.}$$

The rectangular equation,  $y = 1 - x^2$ , is defined for all values of  $x$ , but from the parametric equation for  $x$ , you can see that the curve is defined only when  $t > -1$ . This implies that you should restrict the domain of  $x$  to positive values, as shown in Figure 10.22.



Parametric equations:  
 $x = \frac{1}{\sqrt{t+1}}, y = \frac{t}{t+1}, t > -1$



Rectangular equation:  
 $y = 1 - x^2, x > 0$

**Figure 10.22**

It is not necessary for the parameter in a set of parametric equations to represent time. The next example uses an *angle* as the parameter.

### EXAMPLE 3 Using Trigonometry to Eliminate a Parameter

•••▶ See [LarsonCalculus.com](http://LarsonCalculus.com) for an interactive version of this type of example.

Sketch the curve represented by

$$x = 3 \cos \theta \quad \text{and} \quad y = 4 \sin \theta, \quad 0 \leq \theta \leq 2\pi$$

by eliminating the parameter and finding the corresponding rectangular equation.

**Solution** Begin by solving for  $\cos \theta$  and  $\sin \theta$  in the given equations.

$$\cos \theta = \frac{x}{3} \quad \text{Solve for } \cos \theta.$$

and

$$\sin \theta = \frac{y}{4} \quad \text{Solve for } \sin \theta.$$

Next, make use of the identity

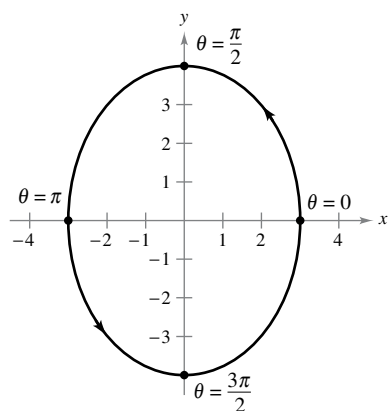
$$\sin^2 \theta + \cos^2 \theta = 1$$

to form an equation involving only  $x$  and  $y$ .

$$\cos^2 \theta + \sin^2 \theta = 1 \quad \text{Trigonometric identity}$$

$$\left(\frac{x}{3}\right)^2 + \left(\frac{y}{4}\right)^2 = 1 \quad \text{Substitute.}$$

$$\frac{x^2}{9} + \frac{y^2}{16} = 1 \quad \text{Rectangular equation}$$



Parametric equations:  
 $x = 3 \cos \theta, y = 4 \sin \theta$   
 Rectangular equation:  
 $\frac{x^2}{9} + \frac{y^2}{16} = 1$

Figure 10.23

From this rectangular equation, you can see that the graph is an ellipse centered at  $(0, 0)$ , with vertices at  $(0, 4)$  and  $(0, -4)$  and minor axis of length  $2b = 6$ , as shown in Figure 10.23. Note that the ellipse is traced out *counterclockwise* as  $\theta$  varies from  $0$  to  $2\pi$ .

Using the technique shown in Example 3, you can conclude that the graph of the parametric equations

$$x = h + a \cos \theta \quad \text{and} \quad y = k + b \sin \theta, \quad 0 \leq \theta \leq 2\pi$$

is the ellipse (traced counterclockwise) given by

$$\frac{(x - h)^2}{a^2} + \frac{(y - k)^2}{b^2} = 1.$$

The graph of the parametric equations

$$x = h + a \sin \theta \quad \text{and} \quad y = k + b \cos \theta, \quad 0 \leq \theta \leq 2\pi$$

is also the ellipse (traced clockwise) given by

$$\frac{(x - h)^2}{a^2} + \frac{(y - k)^2}{b^2} = 1.$$

In Examples 2 and 3, it is important to realize that eliminating the parameter is primarily an *aid to curve sketching*. When the parametric equations represent the path of a moving object, the graph alone is not sufficient to describe the motion of the object. You still need the parametric equations to tell you the *position*, *direction*, and *speed* at a given time.

▶ **TECHNOLOGY** Use a graphing utility in *parametric* mode to graph several ellipses.

### Finding Parametric Equations

The first three examples in this section illustrate techniques for sketching the graph represented by a set of parametric equations. You will now investigate the reverse problem. How can you determine a set of parametric equations for a given graph or a given physical description? From the discussion following Example 1, you know that such a representation is not unique. This is demonstrated further in the next example, which finds two different parametric representations for a given graph.

#### EXAMPLE 4 Finding Parametric Equations for a Given Graph

Find a set of parametric equations that represents the graph of  $y = 1 - x^2$ , using each of the following parameters.

- a.  $t = x$       b. The slope  $m = \frac{dy}{dx}$  at the point  $(x, y)$

#### Solution

- a. Letting  $x = t$  produces the parametric equations

$$x = t \quad \text{and} \quad y = 1 - x^2 = 1 - t^2.$$

- b. To write  $x$  and  $y$  in terms of the parameter  $m$ , you can proceed as follows.

$$m = \frac{dy}{dx}$$

$$m = -2x \qquad \text{Differentiate } y = 1 - x^2.$$

$$x = -\frac{m}{2} \qquad \text{Solve for } x.$$

This produces a parametric equation for  $x$ . To obtain a parametric equation for  $y$ , substitute  $-m/2$  for  $x$  in the original equation.

$$y = 1 - x^2 \qquad \text{Write original rectangular equation.}$$

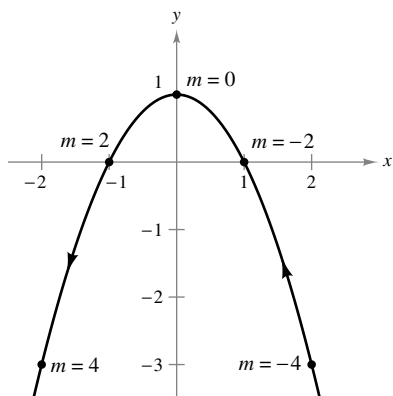
$$y = 1 - \left(-\frac{m}{2}\right)^2 \qquad \text{Substitute } -m/2 \text{ for } x.$$

$$y = 1 - \frac{m^2}{4} \qquad \text{Simplify.}$$

So, the parametric equations are

$$x = -\frac{m}{2} \quad \text{and} \quad y = 1 - \frac{m^2}{4}.$$

In Figure 10.24, note that the resulting curve has a right-to-left orientation as determined by the increasing values of slope  $m$ . For part (a), the curve would have the opposite orientation. ■



Rectangular equation:  $y = 1 - x^2$   
 Parametric equations:  
 $x = -\frac{m}{2}, y = 1 - \frac{m^2}{4}$

Figure 10.24

**FOR FURTHER INFORMATION**  
 To read about other methods for finding parametric equations, see the article “Finding Rational Parametric Curves of Relative Degree One or Two” by Dave Boyles in *The College Mathematics Journal*. To view this article, go to [MathArticles.com](http://MathArticles.com).

- ▶ **TECHNOLOGY** To be efficient at using a graphing utility, it is important that
- you develop skill in representing a graph by a set of parametric equations. The
  - reason for this is that many graphing utilities have only three graphing modes—
  - (1) functions, (2) parametric equations, and (3) polar equations. Most graphing
  - utilities are not programmed to graph a general equation. For instance, suppose you
  - want to graph the hyperbola  $x^2 - y^2 = 1$ . To graph the hyperbola in *function* mode,
  - you need two equations
  - $y = \sqrt{x^2 - 1}$  and  $y = -\sqrt{x^2 - 1}$ .
  - In *parametric* mode, you can represent the graph by  $x = \sec t$  and  $y = \tan t$ .

**CYCLOIDS**

Galileo first called attention to the cycloid, once recommending that it be used for the arches of bridges. Pascal once spent 8 days attempting to solve many of the problems of cycloids, such as finding the area under one arch and finding the volume of the solid of revolution formed by revolving the curve about a line. The cycloid has so many interesting properties and has caused so many quarrels among mathematicians that it has been called “the Helen of geometry” and “the apple of discord.”

**FOR FURTHER INFORMATION**

For more information on cycloids, see the article “The Geometry of Rolling Curves” by John Bloom and Lee Whitt in *The American Mathematical Monthly*. To view this article, go to [MathArticles.com](http://MathArticles.com).

**EXAMPLE 5 Parametric Equations for a Cycloid**

Determine the curve traced by a point  $P$  on the circumference of a circle of radius  $a$  rolling along a straight line in a plane. Such a curve is called a **cycloid**.

**Solution** Let the parameter  $\theta$  be the measure of the circle’s rotation, and let the point  $P = (x, y)$  begin at the origin. When  $\theta = 0$ ,  $P$  is at the origin. When  $\theta = \pi$ ,  $P$  is at a maximum point  $(\pi a, 2a)$ . When  $\theta = 2\pi$ ,  $P$  is back on the  $x$ -axis at  $(2\pi a, 0)$ . From Figure 10.25, you can see that  $\angle APC = 180^\circ - \theta$ . So,

$$\sin \theta = \sin(180^\circ - \theta) = \sin(\angle APC) = \frac{AC}{a} = \frac{BD}{a}$$

$$\cos \theta = -\cos(180^\circ - \theta) = -\cos(\angle APC) = \frac{AP}{-a}$$

which implies that  $AP = -a \cos \theta$  and  $BD = a \sin \theta$ .

Because the circle rolls along the  $x$ -axis, you know that  $OD = \widehat{PD} = a\theta$ . Furthermore, because  $BA = DC = a$ , you have

$$x = OD - BD = a\theta - a \sin \theta$$

$$y = BA + AP = a - a \cos \theta.$$

So, the parametric equations are

$$x = a(\theta - \sin \theta) \quad \text{and} \quad y = a(1 - \cos \theta).$$

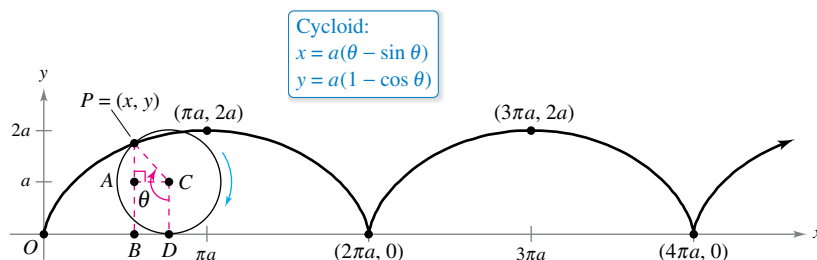


Figure 10.25

**TECHNOLOGY** Some graphing utilities allow you to simulate the motion of an object that is moving in the plane or in space. If you have access to such a utility, use it to trace out the path of the cycloid shown in Figure 10.25.

The cycloid in Figure 10.25 has sharp corners called **cusps** at the values  $x = 2n\pi a$ . Notice that the derivatives  $x'(\theta)$  and  $y'(\theta)$  are both zero at the points for which  $\theta = 2n\pi$ .

$$x(\theta) = a(\theta - \sin \theta) \quad y(\theta) = a(1 - \cos \theta)$$

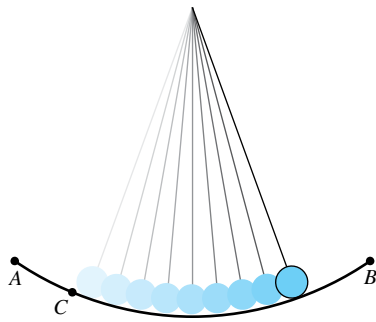
$$x'(\theta) = a - a \cos \theta \quad y'(\theta) = a \sin \theta$$

$$x'(2n\pi) = 0 \quad y'(2n\pi) = 0$$

Between these points, the cycloid is called **smooth**.

**Definition of a Smooth Curve**

A curve  $C$  represented by  $x = f(t)$  and  $y = g(t)$  on an interval  $I$  is called **smooth** when  $f'$  and  $g'$  are continuous on  $I$  and not simultaneously 0, except possibly at the endpoints of  $I$ . The curve  $C$  is called **piecewise smooth** when it is smooth on each subinterval of some partition of  $I$ .



The time required to complete a full swing of the pendulum when starting from point  $C$  is only approximately the same as the time required when starting from point  $A$ .

Figure 10.26



**JAMES BERNOULLI (1654–1705)**

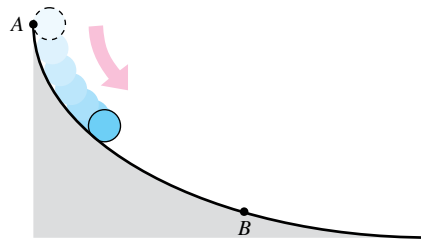
James Bernoulli, also called Jacques, was the older brother of John. He was one of several accomplished mathematicians of the Swiss Bernoulli family. James's mathematical accomplishments have given him a prominent place in the early development of calculus.

See [LarsonCalculus.com](http://LarsonCalculus.com) to read more of this biography.

## The Tautochrone and Brachistochrone Problems

The curve described in Example 5 is related to one of the most famous pairs of problems in the history of calculus. The first problem (called the **tautochrone problem**) began with Galileo's discovery that the time required to complete a full swing of a pendulum is *approximately* the same whether it makes a large movement at high speed or a small movement at lower speed (see Figure 10.26). Late in his life, Galileo realized that he could use this principle to construct a clock. However, he was not able to conquer the mechanics of actual construction. Christian Huygens (1629–1695) was the first to design and construct a working model. In his work with pendulums, Huygens realized that a pendulum does not take exactly the same time to complete swings of varying lengths. (This does not affect a pendulum clock, because the length of the circular arc is kept constant by giving the pendulum a slight boost each time it passes its lowest point.) But, in studying the problem, Huygens discovered that a ball rolling back and forth on an inverted cycloid does complete each cycle in exactly the same time.

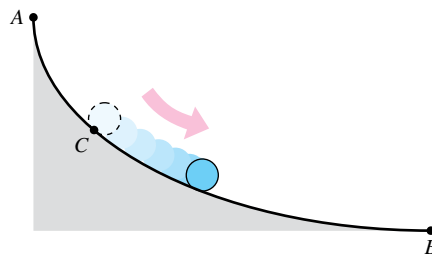
The second problem, which was posed by John Bernoulli in 1696, is called the **brachistochrone problem**—in Greek, *brachys* means short and *chronos* means time. The problem was to determine the path down which a particle (such as a ball) will slide from point  $A$  to point  $B$  in the *shortest time*. Several mathematicians took up the challenge, and the following year the problem was solved by Newton, Leibniz, L'Hôpital, John Bernoulli, and James Bernoulli. As it turns out, the solution is not a straight line from  $A$  to  $B$ , but an inverted cycloid passing through the points  $A$  and  $B$ , as shown in Figure 10.27.



An inverted cycloid is the path down which a ball will roll in the shortest time.

Figure 10.27

The amazing part of the solution to the brachistochrone problem is that a particle starting at rest at *any* point  $C$  of the cycloid between  $A$  and  $B$  will take exactly the same time to reach  $B$ , as shown in Figure 10.28.



A ball starting at point  $C$  takes the same time to reach point  $B$  as one that starts at point  $A$ .

Figure 10.28

**FOR FURTHER INFORMATION** To see a proof of the famous brachistochrone problem, see the article “A New Minimization Proof for the Brachistochrone” by Gary Lawlor in *The American Mathematical Monthly*. To view this article, go to [MathArticles.com](http://MathArticles.com).

INTERFOTO/Alamy Stock Photo

## 10.2 Exercises

See [CalcChat.com](http://CalcChat.com) for tutorial help and worked-out solutions to odd-numbered exercises.

## CONCEPT CHECK

- Parametric Equations** What information does a set of parametric equations provide that is lacking in a rectangular equation for describing the motion of an object?
- Plane Curve** Explain the process of sketching a plane curve given by parametric equations. What is meant by the orientation of the curve?
- Think About It** How can two sets of parametric equations represent the same graph but different curves?
- Adjusting a Domain** Consider the parametric equations

$$x = \sqrt{t-2} \quad \text{and} \quad y = \frac{1}{2}t + 1, \quad t \geq 2.$$

What is implied about the domain of the resulting rectangular equation?



**Using Parametric Equations** In Exercises 5–22, sketch the curve represented by the parametric equations (indicate the orientation of the curve), and write the corresponding rectangular equation by eliminating the parameter.

- $x = 2t - 3, \quad y = 3t + 1$
- $x = 5 - 4t, \quad y = 2 + 5t$
- $x = t + 1, \quad y = t^2$
- $x = 2t^2, \quad y = t^4 + 1$
- $x = t^3, \quad y = \frac{t^2}{2}$
- $x = t^2 + t, \quad y = t^2 - t$
- $x = \sqrt{t}, \quad y = t - 5$
- $x = \sqrt[4]{t}, \quad y = 8 - t$
- $x = t - 3, \quad y = \frac{t}{t-3}$
- $x = 1 + \frac{1}{t}, \quad y = t - 1$
- $x = 2t, \quad y = |t - 2|$
- $x = |t - 1|, \quad y = t + 2$
- $x = e^t, \quad y = e^{3t} + 1$
- $x = e^{-t}, \quad y = e^{2t} - 1$
- $x = 8 \cos \theta, \quad y = 8 \sin \theta$
- $x = 3 \cos \theta, \quad y = 7 \sin \theta$
- $x = \sec \theta, \quad y = \cos \theta, \quad 0 \leq \theta < \pi/2, \quad \pi/2 < \theta \leq \pi$
- $x = \tan^2 \theta, \quad y = \sec^2 \theta$



**Using Parametric Equations** In Exercises 23–34, use a graphing utility to graph the curve represented by the parametric equations (indicate the orientation of the curve). Eliminate the parameter and write the corresponding rectangular equation.

- $x = 6 \sin 2\theta$   
 $y = 4 \cos 2\theta$
- $x = \cos \theta$   
 $y = 2 \sin 2\theta$
- $x = 4 + 2 \cos \theta$   
 $y = -1 + \sin \theta$
- $x = -2 + 3 \cos \theta$   
 $y = -5 + 3 \sin \theta$
- $x = -3 + 4 \cos \theta$   
 $y = 2 + 5 \sin \theta$
- $x = \sec \theta$   
 $y = \tan \theta$

- $x = 4 \sec \theta$   
 $y = 3 \tan \theta$
- $x = \cos^3 \theta$   
 $y = \sin^3 \theta$
- $x = t^3, \quad y = 3 \ln t$
- $x = \ln 2t, \quad y = t^2$
- $x = e^{-t}, \quad y = e^{3t}$
- $x = e^{2t}, \quad y = e^t$

**Comparing Plane Curves** In Exercises 35–38, determine any differences between the curves of the parametric equations. Are the graphs the same? Are the orientations the same? Are the curves smooth? Explain.

- (a)  $x = t, \quad y = t^2$  (b)  $x = -t, \quad y = t^2$
- (a)  $x = t + 1, \quad y = t^3$  (b)  $x = -t + 1, \quad y = (-t)^3$
- (a)  $x = t$   
 $y = 2t + 1$  (b)  $x = \cos \theta$   
 $y = 2 \cos \theta + 1$
- (c)  $x = e^{-t}$   
 $y = 2e^{-t} + 1$  (d)  $x = e^t$   
 $y = 2e^t + 1$
- (a)  $x = 2 \cos \theta$   
 $y = 2 \sin \theta$  (b)  $x = \sqrt{4t^2 - 1}/|t|$   
 $y = 1/t$
- (c)  $x = \sqrt{t}$   
 $y = \sqrt{4-t}$  (d)  $x = -\sqrt{4 - e^{2t}}$   
 $y = e^t$

**Eliminating a Parameter** In Exercises 39–42, eliminate the parameter and obtain the standard form of the rectangular equation.

- Line through  $(x_1, y_1)$  and  $(x_2, y_2)$ :  
 $x = x_1 + t(x_2 - x_1), \quad y = y_1 + t(y_2 - y_1)$
- Circle:  $x = h + r \cos \theta, \quad y = k + r \sin \theta$
- Ellipse:  $x = h + a \cos \theta, \quad y = k + b \sin \theta$
- Hyperbola:  $x = h + a \sec \theta, \quad y = k + b \tan \theta$

**Writing a Set of Parametric Equations** In Exercises 43–50, use the results of Exercises 39–42 to find a set of parametric equations for the line or conic.

- Line: passes through  $(0, 0)$  and  $(4, -7)$
- Line: passes through  $(-3, 1)$  and  $(1, 9)$
- Circle: center:  $(1, 1)$ ; radius: 2
- Circle: center:  $(-\frac{1}{2}, -4)$ ; radius:  $\frac{1}{2}$
- Ellipse: vertices:  $(-3, 0), (7, 0)$ ; foci:  $(-1, 0), (5, 0)$
- Ellipse: vertices:  $(-1, 8), (-1, -12)$ ; foci:  $(-1, 4), (-1, -8)$
- Hyperbola: vertices:  $(0, \pm 1)$ ; foci:  $(0, \pm \sqrt{5})$
- Hyperbola: vertices:  $(-2, 1), (0, 1)$ ; foci:  $(-3, 1), (1, 1)$



**Finding Parametric Equations** In Exercises 51–54, find two different sets of parametric equations for the rectangular equation.

- $y = 6x - 5$
- $y = 4/(x - 1)$
- $y = x^3$
- $y = x^2$





**Finding Parametric Equations** In Exercises 55–58, find a set of parametric equations for the rectangular equation that satisfies the given condition.

- 55.  $y = 2x - 5, t = 0$  at the point  $(3, 1)$
- 56.  $y = 4x + 1, t = -1$  at the point  $(-2, -7)$
- 57.  $y = x^2, t = 4$  at the point  $(4, 16)$
- 58.  $y = 4 - x^2, t = 1$  at the point  $(1, 3)$

**Graphing a Plane Curve** In Exercises 59–66, use a graphing utility to graph the curve represented by the parametric equations. Indicate the orientation of the curve. Identify any points at which the curve is not smooth.

- 59. Cycloid:  $x = 2(\theta - \sin \theta), y = 2(1 - \cos \theta)$
- 60. Cycloid:  $x = \theta + \sin \theta, y = 1 - \cos \theta$
- 61. Prolate cycloid:  $x = \theta - \frac{3}{2} \sin \theta, y = 1 - \frac{3}{2} \cos \theta$
- 62. Prolate cycloid:  $x = 2\theta - 4 \sin \theta, y = 2 - 4 \cos \theta$
- 63. Hypocycloid:  $x = 3 \cos^3 \theta, y = 3 \sin^3 \theta$
- 64. Curtate cycloid:  $x = 2\theta - \sin \theta, y = 2 - \cos \theta$
- 65. Witch of Agnesi:  $x = 2 \cot \theta, y = 2 \sin^2 \theta$
- 66. Folium of Descartes:  $x = 3t/(1 + t^3), y = 3t^2/(1 + t^3)$

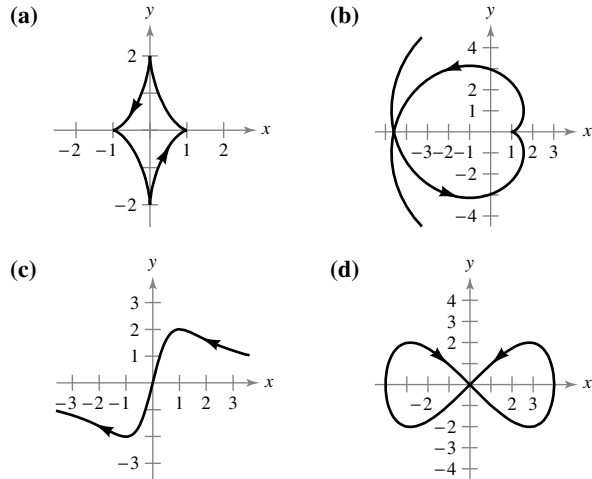
**EXPLORING CONCEPTS**

- 67. **Orientation** Describe the orientation of the parametric equations  $x = t^2$  and  $y = t^4$  for  $-1 \leq t \leq 1$ .
- 68. **Conjecture** Make a conjecture about the change in the graph of parametric equations when the sign of the parameter is changed. Explain your reasoning using examples to support your conjecture.
- 69. **Think About It** The following sets of parametric equations have the same graph. Does this contradict your conjecture from Exercise 68? Explain.

$$x = \cos \theta, y = \sin^2 \theta, 0 < \theta < \pi$$

$$x = \cos(-\theta), y = \sin^2(-\theta), 0 < \theta < \pi$$

**Matching** In Exercises 71–74, match the set of parametric equations with its graph. [The graphs are labeled (a), (b), (c), and (d).] Explain your reasoning.



- 71. Lissajous curve:  $x = 4 \cos \theta, y = 2 \sin 2\theta$
- 72. Evolute of ellipse:  $x = \cos^3 \theta, y = 2 \sin^3 \theta$
- 73. Involute of circle:  $x = \cos \theta + \theta \sin \theta, y = \sin \theta - \theta \cos \theta$
- 74. Serpentine curve:  $x = \cot \theta, y = 4 \sin \theta \cos \theta$

75. **Curtate Cycloid** A wheel of radius  $a$  rolls along a line without slipping. The curve traced by a point  $P$  that is  $b$  units from the center ( $b < a$ ) is called a **curtate cycloid** (see figure). Use the angle  $\theta$  to find a set of parametric equations for this curve.

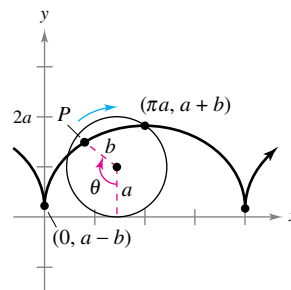


Figure for 75

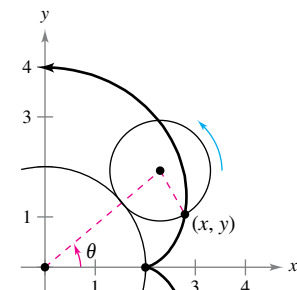


Figure for 76

76. **Epicycloid** A circle of radius 1 rolls around the outside of a circle of radius 2 without slipping. The curve traced by a point on the circumference of the smaller circle is called an **epicycloid** (see figure). Use the angle  $\theta$  to find a set of parametric equations for this curve.

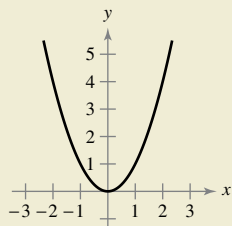
**True or False?** In Exercises 77–79, determine whether the statement is true or false. If it is false, explain why or give an example that shows it is false.

- 77. The graph of the parametric equations  $x = t^2$  and  $y = t^2$  is the line  $y = x$ .
- 78. If  $y$  is a function of  $t$  and  $x$  is a function of  $t$ , then  $y$  is a function of  $x$ .
- 79. The curve represented by the parametric equations  $x = t$  and  $y = \cos t$  can be written as an equation of the form  $y = f(x)$ .



70. **HOW DO YOU SEE IT?** Which set of parametric equations is shown in the graph below? Explain your reasoning.

- (a)  $x = t, y = t^2$
- (b)  $x = t^2, y = t$



**SECTION PROJECT**

**Cycloids**

In Greek, the word *cycloid* means *wheel*, the word *hypocycloid* means *under the wheel*, and the word *epicycloid* means *upon the wheel*. Match the hypocycloid or epicycloid with its graph. [The graphs are labeled (a), (b), (c), (d), (e), and (f).]

**Hypocycloid,  $H(A, B)$**

The path traced by a fixed point on a circle of radius  $B$  as it rolls around the *inside* of a circle of radius  $A$

$$x = (A - B) \cos t + B \cos\left(\frac{A - B}{B}t\right)$$

$$y = (A - B) \sin t - B \sin\left(\frac{A - B}{B}t\right)$$

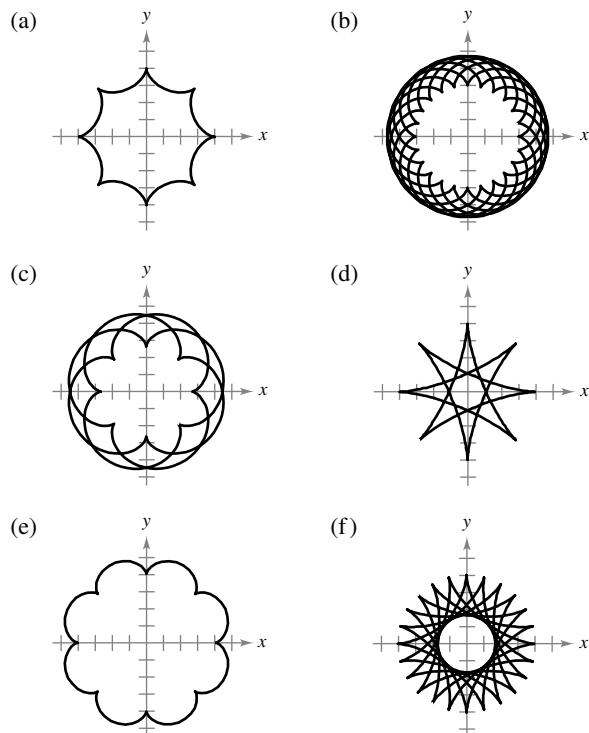
**Epicycloid,  $E(A, B)$**

The path traced by a fixed point on a circle of radius  $B$  as it rolls around the *outside* of a circle of radius  $A$

$$x = (A + B) \cos t - B \cos\left(\frac{A + B}{B}t\right)$$

$$y = (A + B) \sin t - B \sin\left(\frac{A + B}{B}t\right)$$

- I.  $H(8, 3)$
- II.  $E(8, 3)$
- III.  $H(8, 7)$
- IV.  $E(24, 3)$
- V.  $H(24, 7)$
- VI.  $E(24, 7)$



Exercises based on “Mathematical Discovery via Computer Graphics: Hypocycloids and Epicycloids” by Florence S. Gordon and Sheldon P. Gordon, *College Mathematics Journal*, November 1984, p. 441. Used by permission of the authors.

**80. Translation of a Plane Curve** Consider the parametric equations  $x = 8 \cos t$  and  $y = 8 \sin t$ .

- (a) Describe the curve represented by the parametric equations.
- (b) How does the curve represented by the parametric equations  $x = 8 \cos t + 3$  and  $y = 8 \sin t + 6$  compare to the curve described in part (a)?
- (c) How does the original curve change when cosine and sine are interchanged?

**Projectile Motion** In Exercises 81 and 82, consider a projectile launched at a height  $h$  feet above the ground and at an angle  $\theta$  with the horizontal. When the initial velocity is  $v_0$  feet per second, the path of the projectile is modeled by the parametric equations

$$x = (v_0 \cos \theta)t$$

and

$$y = h + (v_0 \sin \theta)t - 16t^2.$$

**81. Baseball**

The center field fence in a ballpark is 10 feet high and 400 feet from home plate. The ball is hit 3 feet above the ground. It leaves the bat at an angle of  $\theta$  degrees with the horizontal at a speed of 100 miles per hour.



- (a) Write a set of parametric equations for the path of the ball.
- (b) Use a graphing utility to graph the path of the ball when  $\theta = 15^\circ$ . Is the hit a home run?
- (c) Use a graphing utility to graph the path of the ball when  $\theta = 23^\circ$ . Is the hit a home run?
- (d) Find the minimum angle at which the ball must leave the bat in order for the hit to be a home run.

**82.** A rectangular equation for the path of a projectile is  $y = 5 + x - 0.005x^2$ .

- (a) Eliminate the parameter  $t$  from the position function for the motion of a projectile to show that the rectangular equation is

$$y = -\frac{16 \sec^2 \theta}{v_0^2}x^2 + (\tan \theta)x + h.$$

- (b) Use the result of part (a) to find  $h$ ,  $v_0$ , and  $\theta$ . Find the parametric equations of the path.
- (c) Use a graphing utility to graph the rectangular equation for the path of the projectile. Confirm your answer in part (b) by sketching the curve represented by the parametric equations.
- (d) Use a graphing utility to approximate the maximum height of the projectile and its range.

Rob Friedman/E+/Getty Images

## 10.3 Parametric Equations and Calculus

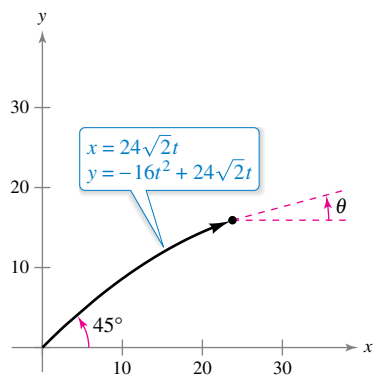
- Find the slope of a tangent line to a curve given by a set of parametric equations.
- Find the arc length of a curve given by a set of parametric equations.
- Find the area of a surface of revolution (parametric form).

### Slope and Tangent Lines

Now that you can represent a graph in the plane by a set of parametric equations, it is natural to ask how to use calculus to study plane curves. Consider the projectile represented by the parametric equations

$$x = 24\sqrt{2}t \quad \text{and} \quad y = -16t^2 + 24\sqrt{2}t$$

as shown in Figure 10.29. From the discussion at the beginning of Section 10.2, you know that these equations enable you to locate the position of the projectile at a given time. You also know that the object is initially projected at an angle of  $45^\circ$ , or a slope of  $m = \tan 45^\circ = 1$ . But how can you find the slope at some other time  $t$ ? The next theorem answers this question by giving a formula for the slope of the tangent line as a function of  $t$ .



At time  $t$ , the angle of elevation of the projectile is  $\theta$ .

Figure 10.29

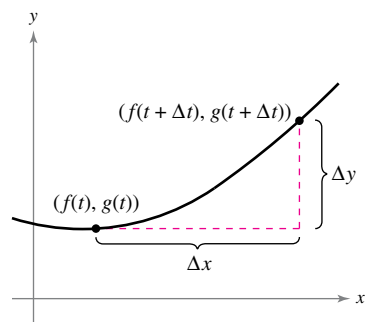
#### THEOREM 10.7 Parametric Form of the Derivative

If a smooth curve  $C$  is given by the equations

$$x = f(t) \quad \text{and} \quad y = g(t)$$

then the slope of  $C$  at  $(x, y)$  is

$$\frac{dy}{dx} = \frac{dy/dt}{dx/dt}, \quad \frac{dx}{dt} \neq 0.$$



The slope of the secant line through the points  $(f(t), g(t))$  and  $(f(t + \Delta t), g(t + \Delta t))$  is  $\Delta y/\Delta x$ .

Figure 10.30

**Proof** In Figure 10.30, consider  $\Delta t > 0$  and let

$$\Delta y = g(t + \Delta t) - g(t) \quad \text{and} \quad \Delta x = f(t + \Delta t) - f(t).$$

Because  $\Delta x \rightarrow 0$  as  $\Delta t \rightarrow 0$ , you can write

$$\begin{aligned} \frac{dy}{dx} &= \lim_{\Delta x \rightarrow 0} \frac{\Delta y}{\Delta x} \\ &= \lim_{\Delta t \rightarrow 0} \frac{g(t + \Delta t) - g(t)}{f(t + \Delta t) - f(t)}. \end{aligned}$$

Dividing both the numerator and denominator by  $\Delta t$ , you can use the differentiability of  $f$  and  $g$  to conclude that

$$\begin{aligned} \frac{dy}{dx} &= \lim_{\Delta t \rightarrow 0} \frac{[g(t + \Delta t) - g(t)]/\Delta t}{[f(t + \Delta t) - f(t)]/\Delta t} \\ &= \frac{\lim_{\Delta t \rightarrow 0} \frac{g(t + \Delta t) - g(t)}{\Delta t}}{\lim_{\Delta t \rightarrow 0} \frac{f(t + \Delta t) - f(t)}{\Delta t}} \\ &= \frac{g'(t)}{f'(t)} \\ &= \frac{dy/dt}{dx/dt} \end{aligned}$$

**Exploration**

The curve traced out in Example 1 is a circle. Use the formula

$$\frac{dy}{dx} = -\tan t$$

to find the slopes at the points (1, 0) and (0, 1).

**EXAMPLE 1 Differentiation and Parametric Form**

Find  $dy/dx$  for the curve given by  $x = \sin t$  and  $y = \cos t$ .

**Solution**

$$\begin{aligned} \frac{dy}{dx} &= \frac{dy/dt}{dx/dt} \\ &= \frac{-\sin t}{\cos t} \\ &= -\tan t \end{aligned}$$

Because  $dy/dx$  is a function of  $t$ , you can use Theorem 10.7 repeatedly to find higher-order derivatives. For instance,

$$\begin{aligned} \frac{d^2y}{dx^2} &= \frac{d}{dx} \left[ \frac{dy}{dx} \right] = \frac{d}{dt} \left[ \frac{dy}{dx} \right] \frac{dt}{dx} \\ \frac{d^3y}{dx^3} &= \frac{d}{dx} \left[ \frac{d^2y}{dx^2} \right] = \frac{d}{dt} \left[ \frac{d^2y}{dx^2} \right] \frac{dt}{dx} \end{aligned}$$

Second derivative

Third derivative

**EXAMPLE 2 Finding Slope and Concavity**

For the curve given by

$$x = \sqrt{t} \quad \text{and} \quad y = \frac{1}{4}(t^2 - 4), \quad t \geq 0$$

find the slope and concavity at the point (2, 3).

**Solution** Because

$$\frac{dy}{dx} = \frac{dy/dt}{dx/dt} = \frac{(1/2)t}{(1/2)t^{-1/2}} = t^{3/2}$$

Parametric form of first derivative

you can find the second derivative to be

$$\frac{d^2y}{dx^2} = \frac{d}{dx} \left[ \frac{dy}{dx} \right] = \frac{d}{dt} [t^{3/2}] \frac{dt}{dx} = \frac{(3/2)t^{1/2}}{(1/2)t^{-1/2}} = 3t.$$

Parametric form of second derivative

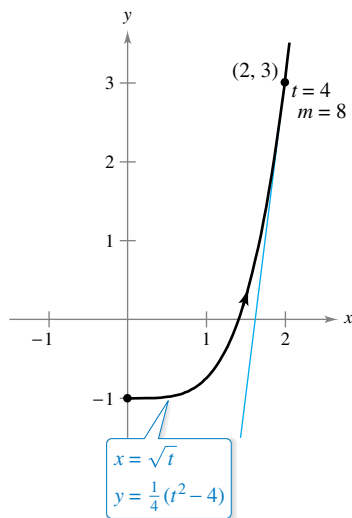
At  $(x, y) = (2, 3)$ , it follows that  $t = 4$ , and the slope is

$$\frac{dy}{dx} = (4)^{3/2} = 8.$$

Moreover, when  $t = 4$ , the second derivative is

$$\frac{d^2y}{dx^2} = 3(4) = 12 > 0$$

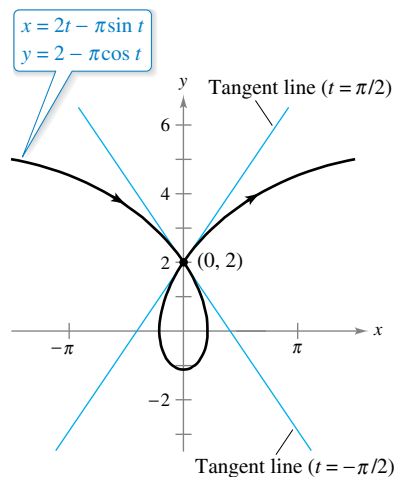
and you can conclude that the graph is concave upward at (2, 3), as shown in Figure 10.31.



The graph is concave upward at (2, 3) when  $t = 4$ .

**Figure 10.31**

Because the parametric equations  $x = f(t)$  and  $y = g(t)$  need not define  $y$  as a function of  $x$ , it is possible for a plane curve to loop around and cross itself. At such points, the curve may have more than one tangent line, as shown in the next example.



This prolate cycloid has two tangent lines at the point  $(0, 2)$ .

Figure 10.32

### EXAMPLE 3 A Curve with Two Tangent Lines at a Point

•••▶ See [LarsonCalculus.com](http://LarsonCalculus.com) for an interactive version of this type of example.

The prolate cycloid given by

$$x = 2t - \pi \sin t \quad \text{and} \quad y = 2 - \pi \cos t$$

crosses itself at the point  $(0, 2)$ , as shown in Figure 10.32. Find the equations of both tangent lines at this point.

**Solution** Because  $x = 0$  and  $y = 2$  when  $t = \pm\pi/2$ , and

$$\frac{dy}{dx} = \frac{dy/dt}{dx/dt} = \frac{\pi \sin t}{2 - \pi \cos t}$$

you have  $dy/dx = -\pi/2$  when  $t = -\pi/2$  and  $dy/dx = \pi/2$  when  $t = \pi/2$ . So, the two tangent lines at  $(0, 2)$  are

$$y - 2 = -\frac{\pi}{2}x \quad \text{Tangent line when } t = -\frac{\pi}{2}$$

and

$$y - 2 = \frac{\pi}{2}x. \quad \text{Tangent line when } t = \frac{\pi}{2}$$

If  $dy/dt = 0$  and  $dx/dt \neq 0$  when  $t = t_0$ , then the curve represented by  $x = f(t)$  and  $y = g(t)$  has a horizontal tangent at  $(f(t_0), g(t_0))$ . For instance, in Example 3, the given curve has a horizontal tangent at the point  $(0, 2 - \pi)$  (when  $t = 0$ ). Similarly, if  $dx/dt = 0$  and  $dy/dt \neq 0$  when  $t = t_0$ , then the curve represented by  $x = f(t)$  and  $y = g(t)$  has a vertical tangent at  $(f(t_0), g(t_0))$ . If  $dy/dt$  and  $dx/dt$  are simultaneously 0, then no conclusion can be drawn about tangent lines.

## Arc Length

You have seen how parametric equations can be used to describe the path of a particle moving in the plane. You will now develop a formula for determining the *distance* traveled by the particle along its path.

Recall from Section 7.4 that the formula for the arc length of a curve  $C$  given by  $y = h(x)$  over the interval  $[x_0, x_1]$  is

$$\begin{aligned} s &= \int_{x_0}^{x_1} \sqrt{1 + [h'(x)]^2} \, dx \\ &= \int_{x_0}^{x_1} \sqrt{1 + \left(\frac{dy}{dx}\right)^2} \, dx. \end{aligned}$$

If  $C$  is represented by the parametric equations  $x = f(t)$  and  $y = g(t)$ ,  $a \leq t \leq b$ , and if  $dx/dt = f'(t) > 0$ , then

$$\begin{aligned} s &= \int_{x_0}^{x_1} \sqrt{1 + \left(\frac{dy}{dx}\right)^2} \, dx \\ &= \int_{x_0}^{x_1} \sqrt{1 + \left(\frac{dy/dt}{dx/dt}\right)^2} \, dx \\ &= \int_a^b \sqrt{\frac{(dx/dt)^2 + (dy/dt)^2}{(dx/dt)^2}} \frac{dx}{dt} \, dt \\ &= \int_a^b \sqrt{\left(\frac{dx}{dt}\right)^2 + \left(\frac{dy}{dt}\right)^2} \, dt \\ &= \int_a^b \sqrt{[f'(t)]^2 + [g'(t)]^2} \, dt. \end{aligned}$$

**THEOREM 10.8 Arc Length in Parametric Form**

If a smooth curve  $C$  is given by  $x = f(t)$  and  $y = g(t)$  such that  $C$  does not intersect itself on the interval  $a \leq t \leq b$  (except possibly at the endpoints), then the arc length of  $C$  over the interval is given by

$$s = \int_a^b \sqrt{\left(\frac{dx}{dt}\right)^2 + \left(\frac{dy}{dt}\right)^2} dt = \int_a^b \sqrt{[f'(t)]^2 + [g'(t)]^2} dt.$$



**REMARK** When applying the arc length formula to a curve, be sure that the curve is traced out only once on the interval of integration. For instance, the circle given by  $x = \cos t$  and  $y = \sin t$  is traced out once on the interval  $0 \leq t \leq 2\pi$  but is traced out twice on the interval  $0 \leq t \leq 4\pi$ .

In the preceding section, you saw that if a circle rolls along a line, then a point on its circumference will trace a path called a cycloid. If the circle rolls around the circumference of another circle, then the path of the point is an **epicycloid**. The next example shows how to find the arc length of an epicycloid.

**ARCH OF A CYCLOID**

The arc length of an arch of a cycloid was first calculated in 1658 by British architect and mathematician Christopher Wren, famous for rebuilding many buildings and churches in London, including St. Paul's Cathedral.

**EXAMPLE 4 Finding Arc Length**

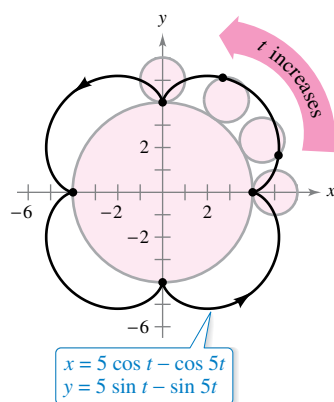
A circle of radius 1 rolls around the circumference of a larger circle of radius 4, as shown in Figure 10.33. The epicycloid traced by a point on the circumference of the smaller circle is given by

$$x = 5 \cos t - \cos 5t \quad \text{and} \quad y = 5 \sin t - \sin 5t.$$

Find the distance traveled by the point in one complete trip about the larger circle.

**Solution** Before applying Theorem 10.8, note in Figure 10.33 that the curve has sharp points when  $t = 0$  and  $t = \pi/2$ . Between these two points,  $dx/dt$  and  $dy/dt$  are not simultaneously 0. So, the portion of the curve generated from  $t = 0$  to  $t = \pi/2$  is smooth. To find the total distance traveled by the point, you can find the arc length of that portion lying in the first quadrant and multiply by 4.

$$\begin{aligned} s &= 4 \int_0^{\pi/2} \sqrt{\left(\frac{dx}{dt}\right)^2 + \left(\frac{dy}{dt}\right)^2} dt && \text{Parametric form for arc length} \\ &= 4 \int_0^{\pi/2} \sqrt{(-5 \sin t + 5 \sin 5t)^2 + (5 \cos t - 5 \cos 5t)^2} dt \\ &= 20 \int_0^{\pi/2} \sqrt{2 - 2 \sin t \sin 5t - 2 \cos t \cos 5t} dt \\ &= 20 \int_0^{\pi/2} \sqrt{2 - 2 \cos 4t} dt && \text{Difference formula for cosine} \\ &= 20 \int_0^{\pi/2} \sqrt{4 \sin^2 2t} dt && \text{Double-angle formula} \\ &= 40 \int_0^{\pi/2} \sin 2t dt \\ &= -20 \left[ \cos 2t \right]_0^{\pi/2} \\ &= 40 \end{aligned}$$



An epicycloid is traced by a point on the smaller circle as it rolls around the larger circle.

**Figure 10.33**

For the epicycloid shown in Figure 10.33, an arc length of 40 seems about right because the circumference of a circle of radius 6 is

$$2\pi r = 12\pi \approx 37.7.$$

### Area of a Surface of Revolution

You can use the formula for the area of a surface of revolution in rectangular form to develop a formula for surface area in parametric form.

**THEOREM 10.9 Area of a Surface of Revolution**

If a smooth curve  $C$  given by  $x = f(t)$  and  $y = g(t)$  does not cross itself on an interval  $a \leq t \leq b$ , then the area  $S$  of the surface of revolution formed by revolving  $C$  about the coordinate axes is given by the following.

1.  $S = 2\pi \int_a^b g(t) \sqrt{\left(\frac{dx}{dt}\right)^2 + \left(\frac{dy}{dt}\right)^2} dt$       Revolution about the  $x$ -axis:  $g(t) \geq 0$
2.  $S = 2\pi \int_a^b f(t) \sqrt{\left(\frac{dx}{dt}\right)^2 + \left(\frac{dy}{dt}\right)^2} dt$       Revolution about the  $y$ -axis:  $f(t) \geq 0$

These formulas may be easier to remember if you think of the differential of arc length as

$$ds = \sqrt{\left(\frac{dx}{dt}\right)^2 + \left(\frac{dy}{dt}\right)^2} dt. \quad \text{Differential of arc length}$$

Then the formulas in Theorem 10.9 can be written as follows.

1.  $S = 2\pi \int_a^b g(t) ds$
2.  $S = 2\pi \int_a^b f(t) ds$

**EXAMPLE 5 Finding the Area of a Surface of Revolution**

Let  $C$  be the arc of the circle  $x^2 + y^2 = 9$  from  $(3, 0)$  to

$$\left(\frac{3}{2}, \frac{3\sqrt{3}}{2}\right)$$

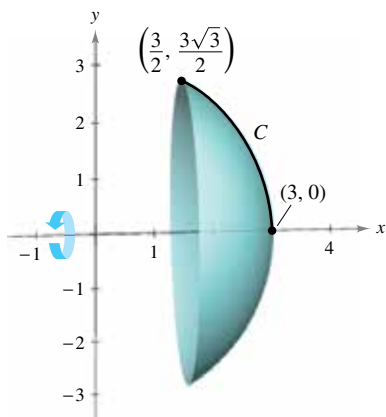
as shown in Figure 10.34. Find the area of the surface formed by revolving  $C$  about the  $x$ -axis.

**Solution** You can represent  $C$  parametrically by the equations

$$x = 3 \cos t \quad \text{and} \quad y = 3 \sin t, \quad 0 \leq t \leq \pi/3.$$

(Note that you can determine the interval for  $t$  by observing that  $t = 0$  when  $x = 3$  and  $t = \pi/3$  when  $x = 3/2$ .) On this interval,  $C$  is smooth and  $y$  is nonnegative, and you can apply Theorem 10.9 to obtain a surface area of

$$\begin{aligned} S &= 2\pi \int_0^{\pi/3} (3 \sin t) \sqrt{(-3 \sin t)^2 + (3 \cos t)^2} dt && \text{Apply formula for area of a surface of revolution.} \\ &= 6\pi \int_0^{\pi/3} \sin t \sqrt{9(\sin^2 t + \cos^2 t)} dt \\ &= 6\pi \int_0^{\pi/3} 3 \sin t dt && \text{Trigonometric identity} \\ &= -18\pi \left[ \cos t \right]_0^{\pi/3} \\ &= -18\pi \left( \frac{1}{2} - 1 \right) \\ &= 9\pi. \end{aligned}$$



The surface of revolution has a surface area of  $9\pi$ .

**Figure 10.34**

# 10.3 Exercises

See [CalcChat.com](http://CalcChat.com) for tutorial help and worked-out solutions to odd-numbered exercises.

### CONCEPT CHECK

- Parametric Form of the Derivative** What does the parametric form of the derivative represent?
- Tangent Lines** Under what circumstances can a graph that represents a set of parametric equations have more than one tangent line at a given point?
- Tangent Lines** Consider a curve represented by the parametric equations  $x = f(t)$  and  $y = g(t)$ . When does the graph have horizontal tangent lines? Vertical tangent lines?
- Arc Length** Why does the arc length formula require that the curve not intersect itself on an interval, except possibly at the endpoints?



**Finding a Derivative** In Exercises 5–8, find  $dy/dx$ .

- $x = t^2, y = 7 - 6t$
- $x = \sqrt[3]{t}, y = 4 - t$
- $x = \sin^2 \theta, y = \cos^2 \theta$
- $x = 2e^\theta, y = e^{-\theta/2}$



**Finding Slope and Concavity** In Exercises 9–18, find  $dy/dx$  and  $d^2y/dx^2$ , and find the slope and concavity (if possible) at the given value of the parameter.

Parametric Equations	Parameter
9. $x = 4t, y = 3t - 2$	$t = 3$
10. $x = \sqrt{t}, y = 3t - 1$	$t = 1$
11. $x = t + 1, y = t^2 + 3t$	$t = -2$
12. $x = t^2 + 5t + 4, y = 4t$	$t = 0$
13. $x = 4 \cos \theta, y = 4 \sin \theta$	$\theta = \frac{\pi}{4}$
14. $x = \cos \theta, y = 3 \sin \theta$	$\theta = 0$
15. $x = 2 + \sec \theta, y = 1 + 2 \tan \theta$	$\theta = -\frac{\pi}{3}$
16. $x = \sqrt{t}, y = \sqrt{t-1}$	$t = 5$
17. $x = \cos^3 \theta, y = \sin^3 \theta$	$\theta = \frac{\pi}{4}$
18. $x = \theta - \sin \theta, y = 1 - \cos \theta$	$\theta = \pi$



**Finding Equations of Tangent Lines** In Exercises 19–22, find an equation of the tangent line to the curve at each given point.

- $x = 2 \cot \theta, y = 2 \sin^2 \theta, \left(-\frac{2}{\sqrt{3}}, \frac{3}{2}\right), (0, 2), \left(2\sqrt{3}, \frac{1}{2}\right)$
- $x = 2 - 3 \cos \theta, y = 3 + 2 \sin \theta, (-1, 3), (2, 5), \left(\frac{4 + 3\sqrt{3}}{2}, 2\right)$
- $x = t^2 - 4, y = t^2 - 2t, (0, 0), (-3, -1), (-3, 3)$

22.  $x = t^4 + 2, y = t^3 + t, (2, 0), (3, -2), (18, 10)$



**Finding an Equation of a Tangent Line** In Exercises 23–26, (a) use a graphing utility to graph the curve represented by the parametric equations, (b) use a graphing utility to find  $dx/dt, dy/dt,$  and  $dy/dx$  at the given value of the parameter, (c) find an equation of the tangent line to the curve at the given value of the parameter, and (d) use a graphing utility to graph the curve and the tangent line from part (c).

Parametric Equations	Parameter
23. $x = 6t, y = 1 - 4t^2$	$t = -\frac{1}{2}$
24. $x = t - 2, y = \frac{1}{t} + 3$	$t = 1$
25. $x = t^2 - t + 2, y = t^3 - 3t$	$t = -1$
26. $x = 3t - t^2, y = 2t^{3/2}$	$t = \frac{1}{4}$

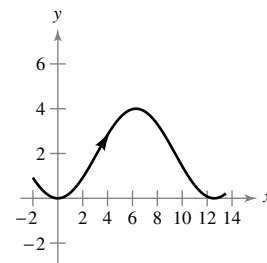
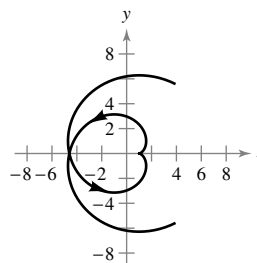


**Finding Equations of Tangent Lines** In Exercises 27–30, find the equations of the tangent lines at the point where the curve crosses itself.

- $x = 2 \sin 2t, y = 3 \sin t$
- $x = 2 - \pi \cos t, y = 2t - \pi \sin t$
- $x = t^2 - t, y = t^3 - 3t - 1$
- $x = t^3 - 6t, y = t^2$

**Horizontal and Vertical Tangency** In Exercises 31 and 32, find all points (if any) of horizontal and vertical tangency to the curve on the given interval.

- $x = \cos \theta + \theta \sin \theta, y = \sin \theta - \theta \cos \theta, -2\pi \leq \theta \leq 2\pi$
- $x = 2\theta, y = 2(1 - \cos \theta), 0 \leq \theta \leq 2\pi$



**Horizontal and Vertical Tangency** In Exercises 33–42, find all points (if any) of horizontal and vertical tangency to the curve. Use a graphing utility to confirm your results.

- $x = 9 - t, y = -t^2$
- $x = t + 1, y = t^2 + 3t$
- $x = t + 4, y = t^3 - 12t + 6$
- $x = t^2 - t + 2, y = t^3 - 3t$
- $x = 7 \cos \theta, y = 7 \sin \theta$
- $x = \cos \theta, y = 2 \sin 2\theta$



39.  $x = 5 + 3 \cos \theta$ ,  $y = -2 + \sin \theta$

40.  $x = \sec \theta$ ,  $y = \tan \theta$

41.  $x = 4 \cos^2 \theta$ ,  $y = 2 \sin \theta$     42.  $x = \cos^2 \theta$ ,  $y = \cos \theta$



**Determining Concavity** In Exercises 43–48, determine the open  $t$ -intervals on which the curve is concave downward or concave upward.

43.  $x = 3t^2$ ,  $y = t^3 - t$     44.  $x = 2 + t^2$ ,  $y = t^2 + t^3$

45.  $x = 2t + \ln t$ ,  $y = 2t - \ln t$

46.  $x = t^2$ ,  $y = \ln t$

47.  $x = \sin t$ ,  $y = \cos t$ ,  $0 < t < \pi$

48.  $x = 4 \cos t$ ,  $y = 2 \sin t$ ,  $0 < t < 2\pi$



**Arc Length** In Exercises 49–54, find the arc length of the curve on the given interval.

Parametric Equations	Interval
49. $x = 3t + 5$ , $y = 7 - 2t$	$-1 \leq t \leq 3$
50. $x = 6t^2$ , $y = 2t^3$	$1 \leq t \leq 4$
51. $x = e^{-t} \cos t$ , $y = e^{-t} \sin t$	$0 \leq t \leq \frac{\pi}{2}$
52. $x = \arcsin t$ , $y = \ln \sqrt{1 - t^2}$	$0 \leq t \leq \frac{1}{2}$
53. $x = \sqrt{t}$ , $y = 3t - 1$	$0 \leq t \leq 1$
54. $x = t$ , $y = \frac{t^5}{10} + \frac{1}{6t^3}$	$1 \leq t \leq 2$

**Arc Length** In Exercises 55–58, find the arc length of the curve on the interval  $[0, 2\pi]$ .

55. Hypocycloid perimeter:  $x = a \cos^3 \theta$ ,  $y = a \sin^3 \theta$

56. Involute of a circle:  $x = \cos \theta + \theta \sin \theta$   
 $y = \sin \theta - \theta \cos \theta$

57. Cycloid arch:  $x = a(\theta - \sin \theta)$ ,  $y = a(1 - \cos \theta)$

58. Nephroid perimeter:  $x = a(3 \cos t - \cos 3t)$   
 $y = a(3 \sin t - \sin 3t)$

**59. Path of a Projectile** The path of a projectile is modeled by the parametric equations

$$x = (90 \cos 30^\circ)t \quad \text{and} \quad y = (90 \sin 30^\circ)t - 16t^2$$

where  $x$  and  $y$  are measured in feet.

- Use a graphing utility to graph the path of the projectile.
- Use a graphing utility to approximate the range of the projectile.
- Use the integration capabilities of a graphing utility to approximate the arc length of the path. Compare this result with the range of the projectile.

**60. Path of a Projectile** When the projectile in Exercise 59 is launched at an angle  $\theta$  with the horizontal, its parametric equations are  $x = (90 \cos \theta)t$  and  $y = (90 \sin \theta)t - 16t^2$ . Find the angle that maximizes the range of the projectile. Use a graphing utility to find the angle that maximizes the arc length of the trajectory.

**61. Folium of Descartes** Consider the parametric equations

$$x = \frac{4t}{1+t^3} \quad \text{and} \quad y = \frac{4t^2}{1+t^3}$$

- Use a graphing utility to graph the curve represented by the parametric equations.
- Use a graphing utility to find the points of horizontal tangency to the curve.
- Use the integration capabilities of a graphing utility to approximate the arc length of the closed loop. (*Hint:* Use symmetry and integrate over the interval  $0 \leq t \leq 1$ .)

**62. Witch of Agnesi** Consider the parametric equations

$$x = 4 \cot \theta \quad \text{and} \quad y = 4 \sin^2 \theta, \quad -\frac{\pi}{2} \leq \theta \leq \frac{\pi}{2}$$

- Use a graphing utility to graph the curve represented by the parametric equations.
- Use a graphing utility to find the points of horizontal tangency to the curve.
- Use the integration capabilities of a graphing utility to approximate the arc length over the interval  $\pi/4 \leq \theta \leq \pi/2$ .



**Surface Area** In Exercises 63–68, find the area of the surface generated by revolving the curve about each given axis.

63.  $x = 2t$ ,  $y = 3t$ ,  $0 \leq t \leq 3$

- $x$ -axis
- $y$ -axis

64.  $x = t$ ,  $y = 4 - 2t$ ,  $0 \leq t \leq 2$

- $x$ -axis
- $y$ -axis

65.  $x = 5 \cos \theta$ ,  $y = 5 \sin \theta$ ,  $0 \leq \theta \leq \frac{\pi}{2}$ ,  $y$ -axis

66.  $x = \frac{1}{3}t^3$ ,  $y = t + 1$ ,  $1 \leq t \leq 2$ ,  $y$ -axis

67.  $x = a \cos^3 \theta$ ,  $y = a \sin^3 \theta$ ,  $0 \leq \theta \leq \pi$ ,  $x$ -axis

68.  $x = a \cos \theta$ ,  $y = b \sin \theta$ ,  $0 \leq \theta \leq 2\pi$


- $x$ -axis
- $y$ -axis

**Surface Area** In Exercises 69–72, write an integral that represents the area of the surface generated by revolving the curve about the  $x$ -axis. Use a graphing utility to approximate the integral.

Parametric Equations	Interval
69. $x = t^3$ , $y = t + 2$	$0 \leq t \leq 2$
70. $x = t^2$ , $y = \sqrt{t}$	$1 \leq t \leq 3$
71. $x = \cos^2 \theta$ , $y = \cos \theta$	$0 \leq \theta \leq \frac{\pi}{2}$
72. $x = \theta + \sin \theta$ , $y = \theta + \cos \theta$	$0 \leq \theta \leq \frac{\pi}{2}$

**EXPLORING CONCEPTS**

**73. Writing**

 (a) Use a graphing utility to graph each set of parametric equations.

$$x = t - \sin t, \quad y = 1 - \cos t, \quad 0 \leq t \leq 2\pi$$


$$x = 2t - \sin(2t), \quad y = 1 - \cos(2t), \quad 0 \leq t \leq \pi$$

(b) Compare the graphs of the two sets of parametric equations in part (a). When the curve represents the motion of a particle and  $t$  is time, what can you infer about the average speeds of the particle on the paths represented by the two sets of parametric equations?

(c) Without graphing the curve, determine the time required for a particle to traverse the same path as in parts (a) and (b) when the path is modeled by

$$x = \frac{1}{2}t - \sin\left(\frac{1}{2}t\right) \quad \text{and} \quad y = 1 - \cos\left(\frac{1}{2}t\right).$$

**74. Writing**

 (a) Each set of parametric equations represents the motion of a particle. Use a graphing utility to graph each set.

First Particle:  $x = 3 \cos t, \quad y = 4 \sin t, \quad 0 \leq t \leq 2\pi$

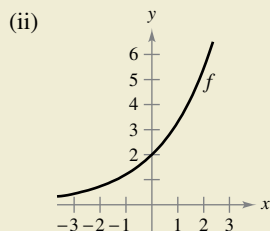
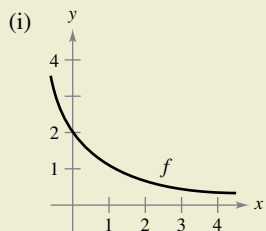
Second Particle:  $x = 4 \sin t, \quad y = 3 \cos t, \quad 0 \leq t \leq 2\pi$

(b) Determine the number of points of intersection.  
 (c) Will the particles ever be at the same place at the same time? If so, identify the point(s).

**75. Sketching a Graph** Find a set of parametric equations  $x = f(t)$  and  $y = g(t)$  such that  $dx/dt < 0$  and  $dy/dt < 0$  for all real numbers  $t$ . Then sketch a graph of the curve.



**76. HOW DO YOU SEE IT?** Using the graph of  $f$ , (a) determine whether  $dy/dt$  is positive or negative given that  $dx/dt$  is negative and (b) determine whether  $dx/dt$  is positive or negative given that  $dy/dt$  is positive. Explain your reasoning.



**77. Integration by Substitution** Use integration by substitution to show that if  $y$  is a continuous function of  $x$  on the interval  $a \leq x \leq b$ , where  $x = f(t)$  and  $y = g(t)$ , then

$$\int_a^b y \, dx = \int_{t_1}^{t_2} g(t)f'(t) \, dt$$

where  $f(t_1) = a, f(t_2) = b$ , and both  $g$  and  $f'$  are continuous on  $[t_1, t_2]$ .

**78. Surface Area** A portion of a sphere of radius  $r$  is removed by cutting out a circular cone with its vertex at the center of the sphere. The vertex of the cone forms an angle of  $2\theta$ . Find the surface area removed from the sphere.

**Area** In Exercises 79 and 80, find the area of the region. (Use the result of Exercise 77.)

**79.**  $x = 2 \sin^2 \theta$

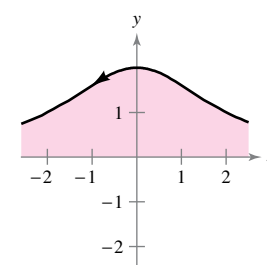
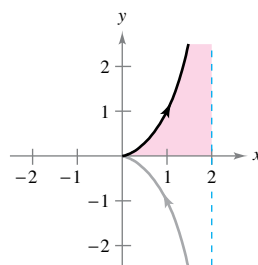
$$y = 2 \sin^2 \theta \tan \theta$$


$$0 \leq \theta < \frac{\pi}{2}$$

**80.**  $x = 2 \cot \theta$

$$y = 2 \sin^2 \theta$$

$$0 < \theta < \pi$$



 **Areas of Simple Closed Curves** In Exercises 81–86, use a computer algebra system and the result of Exercise 77 to match the closed curve with its area. (These exercises were based on “The Surveyor’s Area Formula” by Bart Braden, *College Mathematics Journal*, September 1986, pp. 335–337, by permission of the author.)

(a)  $\frac{8}{3}ab$       (b)  $\frac{3}{8}\pi a^2$

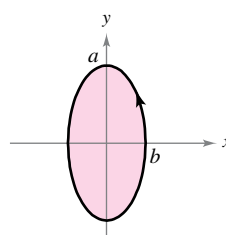
(c)  $2\pi a^2$       (d)  $\pi ab$

(e)  $2\pi ab$       (f)  $6\pi a^2$

**81.** Ellipse:  $(0 \leq t \leq 2\pi)$

$$x = b \cos t$$

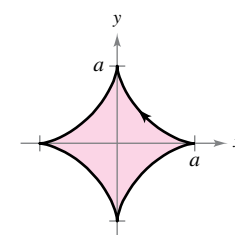
$$y = a \sin t$$



**82.** Astroid:  $(0 \leq t \leq 2\pi)$

$$x = a \cos^3 t$$

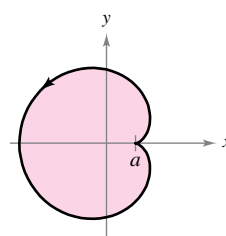
$$y = a \sin^3 t$$



**83.** Cardioid:  $(0 \leq t \leq 2\pi)$

$$x = 2a \cos t - a \cos 2t$$

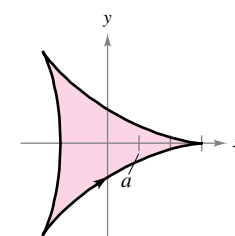
$$y = 2a \sin t - a \sin 2t$$



**84.** Deltoid:  $(0 \leq t \leq 2\pi)$

$$x = 2a \cos t + a \cos 2t$$

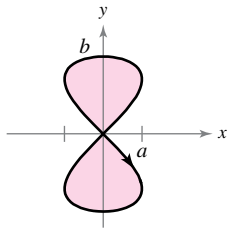
$$y = 2a \sin t - a \sin 2t$$



85. Hourglass: (
- $0 \leq t \leq 2\pi$
- ) 86. Teardrop: (
- $0 \leq t \leq 2\pi$
- )

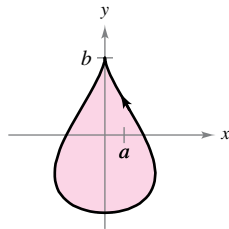
$$x = a \sin 2t$$

$$y = b \sin t$$



$$x = 2a \cos t - a \sin 2t$$

$$y = b \sin t$$



**Centroid** In Exercises 87 and 88, find the centroid of the region bounded by the graph of the parametric equations and the coordinate axes. (Use the result of Exercise 77.)

87.  $x = \sqrt{t}$ ,  $y = 4 - t$

88.  $x = \sqrt{4 - t}$ ,  $y = \sqrt{t}$

**Volume** In Exercises 89 and 90, find the volume of the solid formed by revolving the region bounded by the graph of the parametric equations about the  $x$ -axis. (Use the result of Exercise 77.)

89.  $x = 6 \cos \theta$ ,  $y = 6 \sin \theta$

90.  $x = \cos \theta$ ,  $y = 3 \sin \theta$ ,  $a > 0$

- 91.
- Cycloid**
- Use the parametric equations

$$x = a(\theta - \sin \theta) \quad \text{and} \quad y = a(1 - \cos \theta), \quad a > 0$$

to answer the following.

- Find  $dy/dx$  and  $d^2y/dx^2$ .
- Find the equation of the tangent line at the point where  $\theta = \pi/6$ .
- Find all points of horizontal tangency.
- Determine where the curve is concave upward or concave downward.
- Find the length of one arc of the curve.

- 92.
- Using Parametric Equations**
- Use the parametric equations

$$x = t^2\sqrt{3} \quad \text{and} \quad y = 3t - \frac{1}{3}t^3$$

to answer the following.

- Use a graphing utility to graph the curve on the interval  $-3 \leq t \leq 3$ .
  - Find  $dy/dx$  and  $d^2y/dx^2$ .
  - Find the equation of the tangent line at the point  $(\sqrt{3}, \frac{8}{3})$ .
  - Find the length of the curve on the interval  $-3 \leq t \leq 3$ .
  - Find the area of the surface generated by revolving the curve about the  $x$ -axis.
93. **Involute of a Circle** The involute of a circle is described by the endpoint  $P$  of a string that is held taut as it is unwound from a spool that does not turn (see figure). Show that a parametric representation of the involute is
- $$x = r(\cos \theta + \theta \sin \theta) \quad \text{and} \quad y = r(\sin \theta - \theta \cos \theta).$$

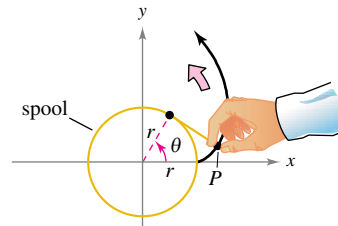


Figure for 93

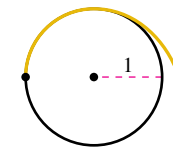


Figure for 94

- 94.
- Involute of a Circle**
- The figure shows a piece of string tied to a circle with a radius of one unit. The string is just long enough to reach the opposite side of the circle. Find the area that is covered when the string is unwound counterclockwise.

- 95.
- Using Parametric Equations**

- Use a graphing utility to graph the curve given by

$$x = \frac{1 - t^2}{1 + t^2} \quad \text{and} \quad y = \frac{2t}{1 + t^2}, \quad -20 \leq t \leq 20.$$

- Describe the graph and confirm your result analytically.
- Discuss the speed at which the curve is traced as  $t$  increases from  $-20$  to  $20$ .

- 96.
- Tractrix**
- A person moves from the origin along the positive
- $y$
- axis pulling a weight at the end of a 12-meter rope. Initially, the weight is located at the point
- $(12, 0)$
- .

- In Exercise 61 of Section 8.4, it was shown that the path of the weight is modeled by the rectangular equation

$$y = -12 \ln \frac{12 - \sqrt{144 - x^2}}{x} - \sqrt{144 - x^2}$$

where  $0 < x \leq 12$ . Use a graphing utility to graph the rectangular equation.

- Use a graphing utility to graph the parametric equations

$$y = 12 \operatorname{sech} \frac{t}{12} \quad \text{and} \quad y = t - 12 \tanh \frac{t}{12}$$

where  $t \geq 0$ . How does this graph compare with the graph in part (a)? Which graph (if either) do you think is a better representation of the path?

- Use the parametric equations for the tractrix to verify that the distance from the  $y$ -intercept of the tangent line to the point of tangency is independent of the location of the point of tangency.

**True or False?** In Exercises 97–100, determine whether the statement is true or false. If it is false, explain why or give an example that shows it is false.

97. If  $x = f(t)$  and  $y = g(t)$ , then  $\frac{d^2y}{dx^2} = \frac{g''(t)}{f''(t)}$ .

98. The curve given by
- $x = t^3$
- and
- $y = t^2$
- has a horizontal tangent at the origin because
- $dy/dt = 0$
- when
- $t = 0$
- .

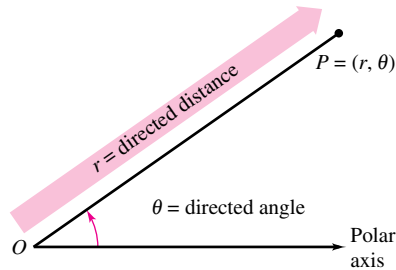
99. The curve given by
- $x = x_1 + t(x_2 - x_1)$
- and
- $y = y_1 + t(y_2 - y_1)$
- ,
- $y_1 \neq y_2$
- , has at least one horizontal asymptote.

100. The curve given by
- $x = h + a \cos \theta$
- and
- $y = k + b \sin \theta$
- has two horizontal asymptotes and two vertical asymptotes.

# 10.4 Polar Coordinates and Polar Graphs

- Understand the polar coordinate system.
- Rewrite rectangular coordinates and equations in polar form and vice versa.
- Sketch the graph of an equation given in polar form.
- Find the slope of a tangent line to a polar graph.
- Identify several types of special polar graphs.

## Polar Coordinates



Polar coordinates  
Figure 10.35

So far, you have been representing graphs as collections of points  $(x, y)$  on the rectangular coordinate system. The corresponding equations for these graphs have been in either rectangular or parametric form. In this section, you will study a coordinate system called the **polar coordinate system**.

To form the polar coordinate system in the plane, fix a point  $O$ , called the **pole** (or **origin**), and construct from  $O$  an initial ray called the **polar axis**, as shown in Figure 10.35. Then each point  $P$  in the plane can be assigned **polar coordinates**  $(r, \theta)$ , as follows.

$r =$  directed distance from  $O$  to  $P$

$\theta =$  directed angle, counterclockwise from polar axis to segment  $\overline{OP}$

Figure 10.36 shows three points on the polar coordinate system. Notice that in this system, it is convenient to locate points with respect to a grid of concentric circles intersected by **radial lines** through the pole.

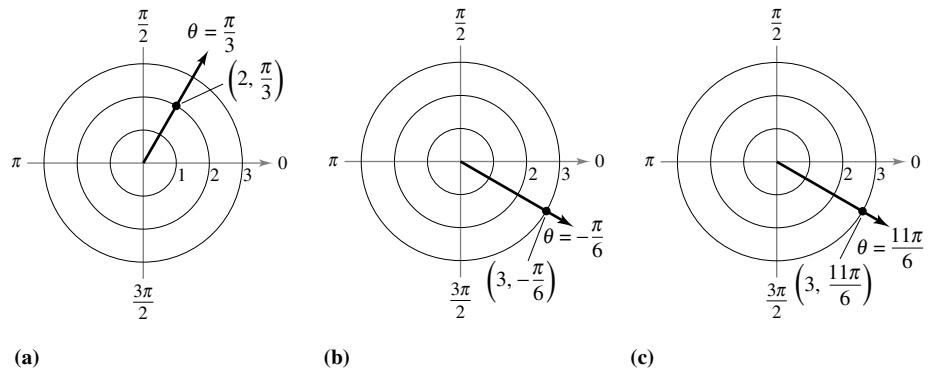


Figure 10.36

With rectangular coordinates, each point  $(x, y)$  has a unique representation. This is not true with polar coordinates. For instance, the coordinates

$$(r, \theta) \quad \text{and} \quad (r, 2\pi + \theta)$$

represent the same point [see parts (b) and (c) in Figure 10.36]. Also, because  $r$  is a *directed distance*, the coordinates

$$(r, \theta) \quad \text{and} \quad (-r, \theta + \pi)$$

represent the same point. In general, the point  $(r, \theta)$  can be written as

$$(r, \theta) = (r, \theta + 2n\pi)$$

or

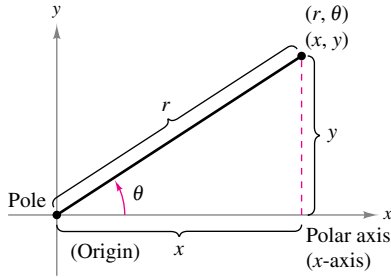
$$(r, \theta) = (-r, \theta + (2n + 1)\pi)$$

where  $n$  is any integer. Moreover, the pole is represented by  $(0, \theta)$ , where  $\theta$  is any angle.

**POLAR COORDINATES**

The mathematician credited with first using polar coordinates was James Bernoulli, who introduced them in 1691. However, there is some evidence that it may have been Isaac Newton who first used them.

### Coordinate Conversion



Relating polar and rectangular coordinates  
**Figure 10.37**

To establish the relationship between polar and rectangular coordinates, let the polar axis coincide with the positive  $x$ -axis and the pole with the origin, as shown in Figure 10.37. Because  $(x, y)$  lies on a circle of radius  $r$ , it follows that

$$r^2 = x^2 + y^2.$$

Moreover, for  $r > 0$ , the definitions of the trigonometric functions imply that

$$\tan \theta = \frac{y}{x}, \quad \cos \theta = \frac{x}{r}, \quad \text{and} \quad \sin \theta = \frac{y}{r}.$$

You can show that the same relationships hold for  $r < 0$ .

#### THEOREM 10.10 Coordinate Conversion

The polar coordinates  $(r, \theta)$  of a point are related to the rectangular coordinates  $(x, y)$  of the point as follows.

##### Polar-to-Rectangular

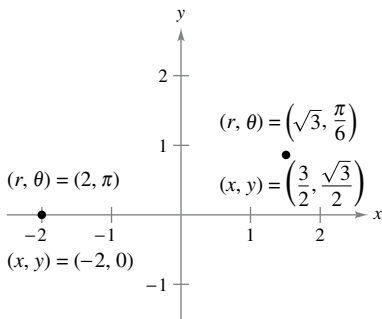
$$x = r \cos \theta$$

$$y = r \sin \theta$$

##### Rectangular-to-Polar

$$\tan \theta = \frac{y}{x}$$

$$r^2 = x^2 + y^2$$



To convert from polar to rectangular coordinates, let  $x = r \cos \theta$  and  $y = r \sin \theta$ .

**Figure 10.38**

#### EXAMPLE 1 Polar-to-Rectangular Conversion

- a. For the point  $(r, \theta) = (2, \pi)$ ,

$$x = r \cos \theta = 2 \cos \pi = -2 \quad \text{and} \quad y = r \sin \theta = 2 \sin \pi = 0.$$

So, the rectangular coordinates are  $(x, y) = (-2, 0)$ .

- b. For the point  $(r, \theta) = (\sqrt{3}, \pi/6)$ ,

$$x = \sqrt{3} \cos \frac{\pi}{6} = \frac{3}{2} \quad \text{and} \quad y = \sqrt{3} \sin \frac{\pi}{6} = \frac{\sqrt{3}}{2}.$$

So, the rectangular coordinates are  $(x, y) = (3/2, \sqrt{3}/2)$ .

See Figure 10.38.

#### EXAMPLE 2 Rectangular-to-Polar Conversion

- a. For the second-quadrant point  $(x, y) = (-1, 1)$ ,

$$\tan \theta = \frac{y}{x} = -1 \quad \Rightarrow \quad \theta = \frac{3\pi}{4}.$$

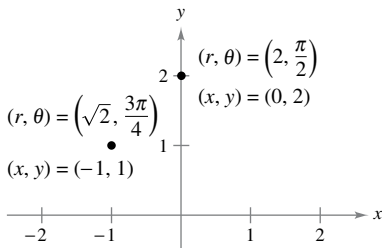
Because  $\theta$  was chosen to be in the same quadrant as  $(x, y)$ , use a positive value of  $r$ .

$$r = \sqrt{x^2 + y^2} = \sqrt{(-1)^2 + (1)^2} = \sqrt{2}$$

This implies that *one* set of polar coordinates is  $(r, \theta) = (\sqrt{2}, 3\pi/4)$ .

- b. Because the point  $(x, y) = (0, 2)$  lies on the positive  $y$ -axis, choose  $\theta = \pi/2$  and  $r = 2$ , and one set of polar coordinates is  $(r, \theta) = (2, \pi/2)$ .

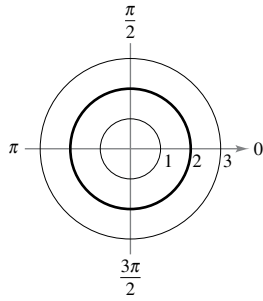
See Figure 10.39.



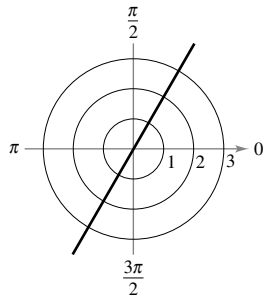
To convert from rectangular to polar coordinates, let  $\tan \theta = y/x$  and  $r = \sqrt{x^2 + y^2}$ .

**Figure 10.39**

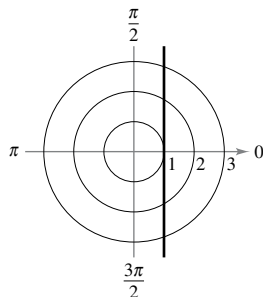
Note that you can also use Theorem 10.10 to convert a polar equation to a rectangular equation (and vice versa), as shown in Example 3.



(a) Circle:  $r = 2$



(b) Radial line:  $\theta = \frac{\pi}{3}$



(c) Vertical line:  $r = \sec \theta$

**Figure 10.40**

## Polar Graphs

One way to sketch the graph of a polar equation is to convert to rectangular coordinates and then sketch the graph of the rectangular equation.

### EXAMPLE 3 Graphing Polar Equations

Describe the graph of each polar equation. Confirm each description by converting to a rectangular equation.

- a.  $r = 2$     b.  $\theta = \frac{\pi}{3}$     c.  $r = \sec \theta$

#### Solution

a. The graph of the polar equation  $r = 2$  consists of all points that are two units from the pole. So, this graph is a circle centered at the origin with a radius of 2. [See Figure 10.40(a).] You can confirm this by using the relationship  $r^2 = x^2 + y^2$  to obtain the rectangular equation

$$x^2 + y^2 = 2^2. \quad \text{Rectangular equation}$$

b. The graph of the polar equation  $\theta = \pi/3$  consists of all points on the line that makes an angle of  $\pi/3$  with the positive  $x$ -axis. [See Figure 10.40(b).] You can confirm this by using the relationship  $\tan \theta = y/x$  to obtain the rectangular equation

$$y = \sqrt{3}x. \quad \text{Rectangular equation}$$

c. The graph of the polar equation  $r = \sec \theta$  is not evident by simple inspection, so you can begin by converting to rectangular form using the relationship  $r \cos \theta = x$ .

$$\begin{aligned} r &= \sec \theta && \text{Polar equation} \\ r \cos \theta &= 1 \\ x &= 1 && \text{Rectangular equation} \end{aligned}$$

From the rectangular equation, you can see that the graph is a vertical line. [See Figure 10.40(c).]

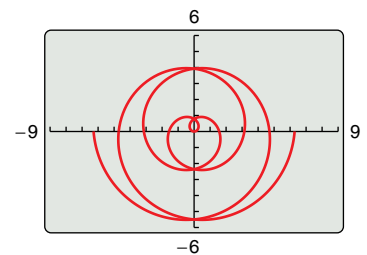
▶ **TECHNOLOGY** Sketching the graphs of complicated polar equations *by hand* can be tedious. With technology, however, the task is not difficult. Use a graphing utility in *polar* mode to graph the equations in the exercise set. If your graphing utility does not have a *polar* mode but does have a *parametric* mode, you can graph  $r = f(\theta)$  by writing the equation as

$$\begin{aligned} x &= f(\theta) \cos \theta \\ y &= f(\theta) \sin \theta. \end{aligned}$$

For instance, the graph of  $r = \frac{1}{2}\theta$  shown in Figure 10.41 was produced with a graphing utility in parametric mode. This equation was graphed using the parametric equations

$$\begin{aligned} x &= \frac{1}{2}\theta \cos \theta \\ y &= \frac{1}{2}\theta \sin \theta \end{aligned}$$

with the values of  $\theta$  varying from  $-4\pi$  to  $4\pi$ . This curve is of the form  $r = a\theta$  and is called a **spiral of Archimedes**.



Spiral of Archimedes  
**Figure 10.41**

**EXAMPLE 4** Sketching a Polar Graph

•••▶ See *LarsonCalculus.com* for an interactive version of this type of example.

•••••▶

Sketch the graph of  $r = 2 \cos 3\theta$ .

••**REMARK** One way to sketch the graph of  $r = 2 \cos 3\theta$  by hand is to make a table of values.

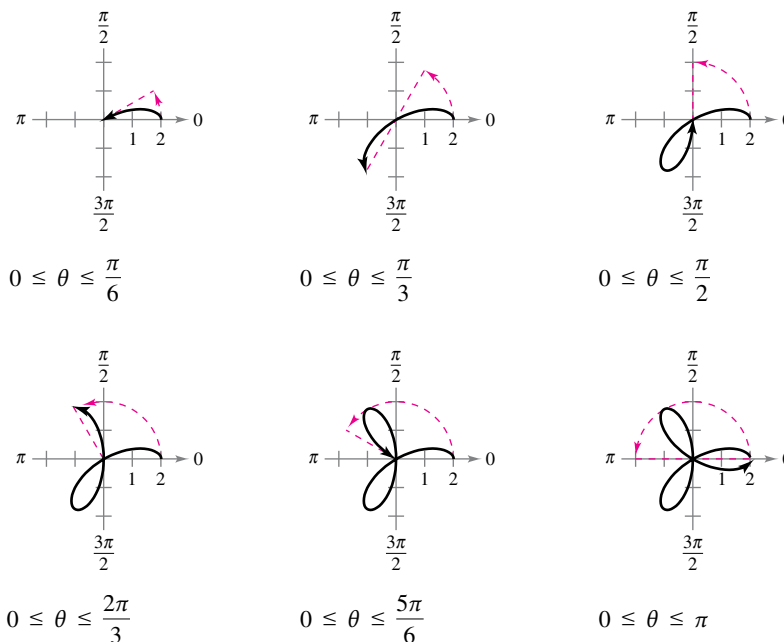
$\theta$	0	$\frac{\pi}{6}$	$\frac{\pi}{3}$	$\frac{\pi}{2}$	$\frac{2\pi}{3}$
$r$	2	0	-2	0	2

By extending the table and plotting the points, you will obtain the curve shown in Example 4.

**Solution** Begin by writing the polar equation in parametric form.

$$x = 2 \cos 3\theta \cos \theta \quad \text{and} \quad y = 2 \cos 3\theta \sin \theta$$

After some experimentation, you will find that the entire curve, which is called a **rose curve**, can be sketched by letting  $\theta$  vary from 0 to  $\pi$ , as shown in Figure 10.42. If you try duplicating this graph with a graphing utility, you will find that by letting  $\theta$  vary from 0 to  $2\pi$ , you will actually trace the entire curve *twice*.

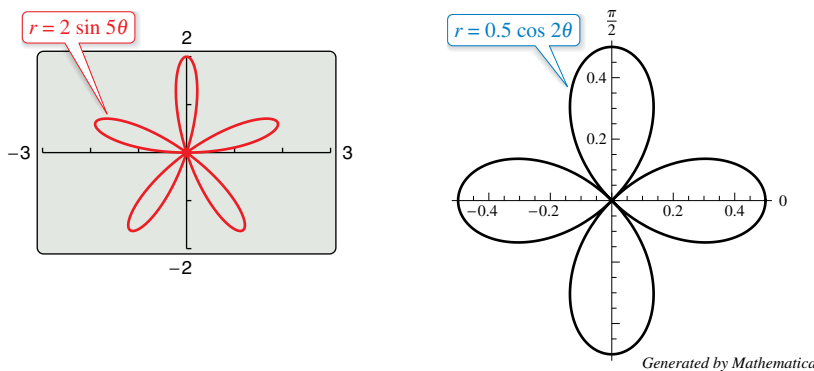


**Figure 10.42**

Use a graphing utility to experiment with other rose curves. Note that rose curves are of the form

$$r = a \cos n\theta \quad \text{or} \quad r = a \sin n\theta.$$

For instance, Figure 10.43 shows the graphs of two other rose curves.



Rose curves  
**Figure 10.43**

### Slope and Tangent Lines

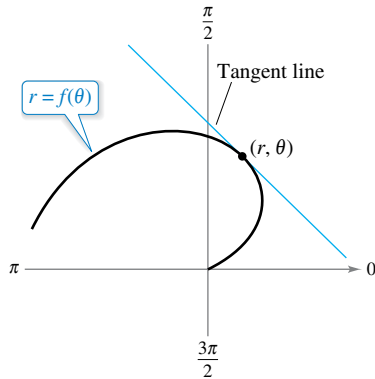
To find the slope of a tangent line to a polar graph, consider a differentiable function given by  $r = f(\theta)$ . To find the slope in polar form, use the parametric equations

$$x = r \cos \theta = f(\theta) \cos \theta \quad \text{and} \quad y = r \sin \theta = f(\theta) \sin \theta.$$

Using the parametric form of  $dy/dx$  given in Theorem 10.7, you have

$$\frac{dy}{dx} = \frac{dy/d\theta}{dx/d\theta} = \frac{f(\theta) \cos \theta + f'(\theta) \sin \theta}{-f(\theta) \sin \theta + f'(\theta) \cos \theta}$$

which establishes the next theorem.



Tangent line to polar curve  
Figure 10.44

#### THEOREM 10.11 Slope in Polar Form

If  $f$  is a differentiable function of  $\theta$ , then the *slope* of the tangent line to the graph of  $r = f(\theta)$  at the point  $(r, \theta)$  is

$$\frac{dy}{dx} = \frac{dy/d\theta}{dx/d\theta} = \frac{f(\theta) \cos \theta + f'(\theta) \sin \theta}{-f(\theta) \sin \theta + f'(\theta) \cos \theta}$$

provided that  $dx/d\theta \neq 0$  at  $(r, \theta)$ . (See Figure 10.44.)

From Theorem 10.11, you can make the following observations.

1. Solutions of  $\frac{dy}{d\theta} = 0$  yield horizontal tangents, provided that  $\frac{dx}{d\theta} \neq 0$ .
2. Solutions of  $\frac{dx}{d\theta} = 0$  yield vertical tangents, provided that  $\frac{dy}{d\theta} \neq 0$ .

If  $dy/d\theta$  and  $dx/d\theta$  are *simultaneously* 0, then no conclusion can be drawn about tangent lines.

#### EXAMPLE 5 Finding Horizontal and Vertical Tangent Lines

Find the horizontal and vertical tangent lines of  $r = \sin \theta$ , where  $0 \leq \theta < \pi$ .

**Solution** Begin by writing the equation in parametric form.

$$x = r \cos \theta = \sin \theta \cos \theta$$

and

$$y = r \sin \theta = \sin \theta \sin \theta = \sin^2 \theta$$

Next, differentiate  $x$  and  $y$  with respect to  $\theta$  and set each derivative equal to 0.

$$\frac{dx}{d\theta} = \cos^2 \theta - \sin^2 \theta = \cos 2\theta = 0 \quad \Rightarrow \quad \theta = \frac{\pi}{4}, \frac{3\pi}{4}$$

$$\frac{dy}{d\theta} = 2 \sin \theta \cos \theta = \sin 2\theta = 0 \quad \Rightarrow \quad \theta = 0, \frac{\pi}{2}$$

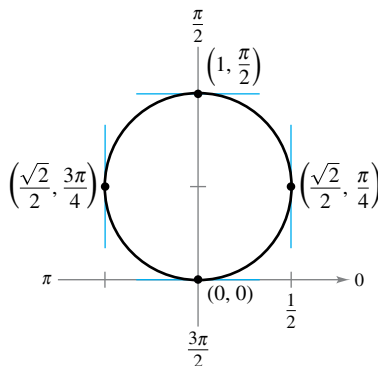
So, the graph has vertical tangent lines at

$$\left(\frac{\sqrt{2}}{2}, \frac{\pi}{4}\right) \quad \text{and} \quad \left(\frac{\sqrt{2}}{2}, \frac{3\pi}{4}\right)$$

and it has horizontal tangent lines at

$$(0, 0) \quad \text{and} \quad \left(1, \frac{\pi}{2}\right)$$

as shown in Figure 10.45.



Horizontal and vertical tangent lines of  
 $r = \sin \theta$   
Figure 10.45



**EXAMPLE 6** Finding Horizontal and Vertical Tangent Lines

Find the horizontal and vertical tangent lines to the graph of  $r = 2(1 - \cos \theta)$ , where  $0 \leq \theta < 2\pi$ .

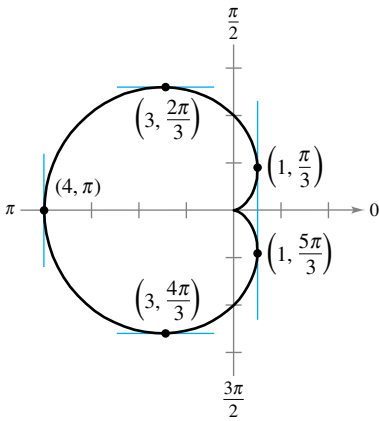
**Solution** Let  $y = r \sin \theta$  and then differentiate with respect to  $\theta$ .

$$\begin{aligned}
 y &= r \sin \theta && \text{Parametric equation for } y \\
 &= 2(1 - \cos \theta) \sin \theta && \text{Substitute for } r. \\
 \frac{dy}{d\theta} &= 2[(1 - \cos \theta)(\cos \theta) + (\sin \theta)(\sin \theta)] && \text{Derivative of } y \text{ with respect to } \theta \\
 &= 2(\cos \theta - \cos^2 \theta + \sin^2 \theta) && \text{Multiply.} \\
 &= 2(\cos \theta - \cos^2 \theta + 1 - \cos^2 \theta) && \text{Pythagorean identity} \\
 &= -2(2 \cos^2 \theta - \cos \theta - 1) && \text{Combine like terms; factor out } -1 \\
 &= -2(2 \cos \theta + 1)(\cos \theta - 1) && \text{Factor.}
 \end{aligned}$$

Setting  $dy/d\theta$  equal to 0, you can see that  $\cos \theta = -\frac{1}{2}$  and  $\cos \theta = 1$ . So,  $dy/d\theta = 0$  when  $\theta = 2\pi/3, 4\pi/3$ , and 0. Similarly, using  $x = r \cos \theta$ , you have

$$\begin{aligned}
 x &= r \cos \theta && \text{Parametric equation for } x \\
 &= 2(1 - \cos \theta) \cos \theta && \text{Substitute for } r. \\
 &= 2 \cos \theta - 2 \cos^2 \theta && \text{Multiply.} \\
 \frac{dx}{d\theta} &= -2 \sin \theta + 4 \cos \theta \sin \theta && \text{Derivative of } x \text{ with respect to } \theta \\
 &= (2 \sin \theta)(2 \cos \theta - 1). && \text{Factor.}
 \end{aligned}$$

Setting  $dx/d\theta$  equal to 0, you can see that  $\sin \theta = 0$  and  $\cos \theta = \frac{1}{2}$ . So, you can conclude that  $dx/d\theta = 0$  when  $\theta = 0, \pi, \pi/3$ , and  $5\pi/3$ . From these results and from the graph shown in Figure 10.46, you can conclude that the graph has horizontal tangents at  $(3, 2\pi/3)$  and  $(3, 4\pi/3)$  and has vertical tangents at  $(1, \pi/3)$ ,  $(1, 5\pi/3)$ , and  $(4, \pi)$ . This graph is called a **cardioid**. Note that both derivatives ( $dy/d\theta$  and  $dx/d\theta$ ) are 0 when  $\theta = 0$ . Using this information alone, you do not know whether the graph has a horizontal or vertical tangent line at the pole. From Figure 10.46, however, you can see that the graph has a cusp at the pole.



Horizontal and vertical tangent lines of  $r = 2(1 - \cos \theta)$

**Figure 10.46**

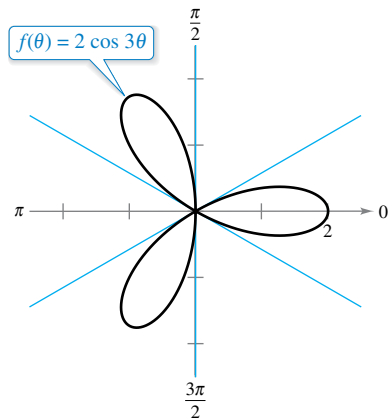
Theorem 10.11 has an important consequence. If the graph of  $r = f(\theta)$  passes through the pole when  $\theta = \alpha$  and  $f'(\alpha) \neq 0$ , then the formula for  $dy/dx$  simplifies as follows.

$$\frac{dy}{dx} = \frac{f'(\alpha) \sin \alpha + f(\alpha) \cos \alpha}{f'(\alpha) \cos \alpha - f(\alpha) \sin \alpha} = \frac{f'(\alpha) \sin \alpha + 0}{f'(\alpha) \cos \alpha - 0} = \frac{\sin \alpha}{\cos \alpha} = \tan \alpha$$

So, the line  $\theta = \alpha$  is tangent to the graph at the pole,  $(0, \alpha)$ .

**THEOREM 10.12 Tangent Lines at the Pole**

If  $f(\alpha) = 0$  and  $f'(\alpha) \neq 0$ , then the line  $\theta = \alpha$  is tangent at the pole to the graph of  $r = f(\theta)$ .



This rose curve has three tangent lines ( $\theta = \pi/6, \theta = \pi/2$ , and  $\theta = 5\pi/6$ ) at the pole.

**Figure 10.47**

Theorem 10.12 is useful because it states that the zeros of  $r = f(\theta)$  can be used to find the tangent lines at the pole. Note that because a polar curve can cross the pole more than once, it can have more than one tangent line at the pole. For example, the rose curve  $f(\theta) = 2 \cos 3\theta$  has three tangent lines at the pole, as shown in Figure 10.47. For this curve,  $f(\theta) = 2 \cos 3\theta$  is 0 when  $\theta$  is  $\pi/6, \pi/2$ , and  $5\pi/6$ . Moreover, the derivative  $f'(\theta) = -6 \sin 3\theta$  is not 0 for these values of  $\theta$ .

### Special Polar Graphs

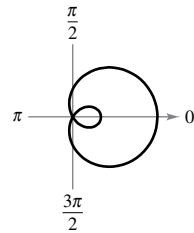
Several important types of graphs have equations that are simpler in polar form than in rectangular form. For example, the polar equation of a circle having a radius of  $a$  and centered at the origin is simply  $r = a$ . Later in the text, you will come to appreciate this benefit. For now, several other types of graphs that have simpler equations in polar form are shown below. (Conics are considered in Section 10.6.)

#### Limaçons

$$r = a \pm b \cos \theta$$

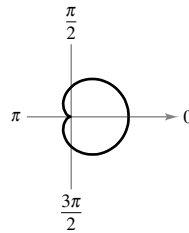
$$r = a \pm b \sin \theta$$

( $a > 0, b > 0$ )



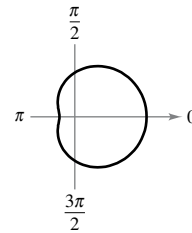
$$\frac{a}{b} < 1$$

Limaçon with inner loop



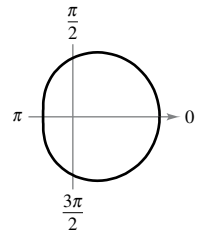
$$\frac{a}{b} = 1$$

Cardioid (heart-shaped)



$$1 < \frac{a}{b} < 2$$

Dimpled limaçon

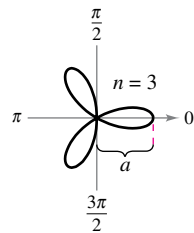


$$\frac{a}{b} \geq 2$$

Convex limaçon

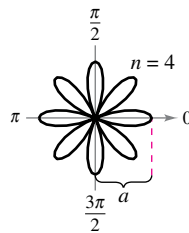
#### Rose Curves

$n$  petals when  $n$  is odd  
 $2n$  petals when  $n$  is even  
 ( $n \geq 2$ )



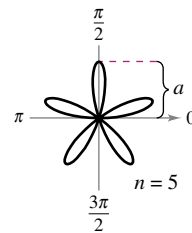
$$r = a \cos n\theta$$

Rose curve



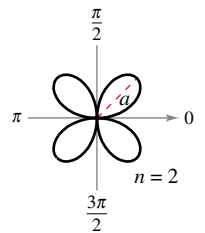
$$r = a \cos n\theta$$

Rose curve



$$r = a \sin n\theta$$

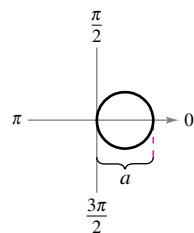
Rose curve



$$r = a \sin n\theta$$

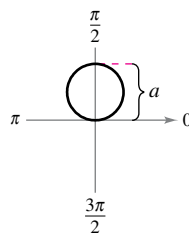
Rose curve

#### Circles and Lemniscates



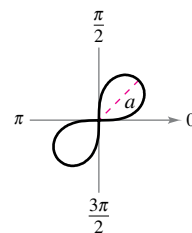
$$r = a \cos \theta$$

Circle



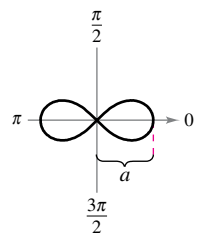
$$r = a \sin \theta$$

Circle



$$r^2 = a^2 \sin 2\theta$$

Lemniscate



$$r^2 = a^2 \cos 2\theta$$

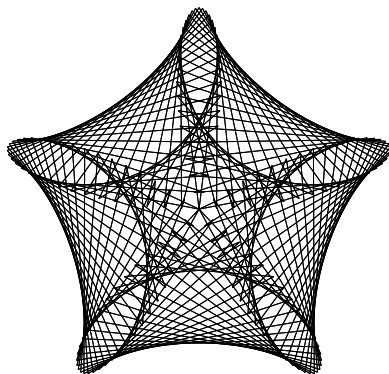
Lemniscate

▶ **TECHNOLOGY** The rose curves described above are of the form  $r = a \cos n\theta$  or  $r = a \sin n\theta$ , where  $n$  is a positive integer that is greater than or equal to 2. Use a graphing utility to graph

$$r = a \cos n\theta \quad \text{or} \quad r = a \sin n\theta$$

for some noninteger values of  $n$ . Are these graphs also rose curves? For example, try sketching the graph of

$$r = \cos \frac{2}{3}\theta, \quad 0 \leq \theta \leq 6\pi.$$



Generated by Maple

■ **FOR FURTHER INFORMATION** For more information on rose curves and related curves, see the article “A Rose is a Rose . . .” by Peter M. Maurer in *The American Mathematical Monthly*. The computer-generated graph at the left is the result of an algorithm that Maurer calls “The Rose.” To view this article, go to [MathArticles.com](http://MathArticles.com).

# 10.4 Exercises

See [CalcChat.com](http://CalcChat.com) for tutorial help and worked-out solutions to odd-numbered exercises.

### CONCEPT CHECK

- Polar Coordinates** Consider the polar coordinates  $(r, \theta)$ . What does  $r$  represent? What does  $\theta$  represent?
- Plotting Points** Plot the points below on the same set of coordinate axes.  
 $(r, \theta) = \left(2, \frac{\pi}{2}\right)$  and  $(x, y) = \left(2, \frac{\pi}{2}\right)$
- Comparing Coordinate Systems** Describe the differences between the rectangular coordinate system and the polar coordinate system.
- Parametric Form of a Polar Equation** Explain how to write a polar equation in parametric form.



**Polar-to-Rectangular Conversion** In Exercises 5–14, the polar coordinates of a point are given. Plot the point and find the corresponding rectangular coordinates for the point.

- $\left(8, \frac{\pi}{2}\right)$
- $\left(-2, \frac{5\pi}{3}\right)$
- $\left(-4, -\frac{3\pi}{4}\right)$
- $\left(0, -\frac{7\pi}{6}\right)$
- $\left(7, \frac{5\pi}{4}\right)$
- $\left(-2, \frac{11\pi}{6}\right)$
- $(\sqrt{2}, 2.36)$
- $(-3, -1.57)$
- $(-8, 0.75)$
- $(1.25, -5)$



**Rectangular-to-Polar Conversion** In Exercises 15–24, the rectangular coordinates of a point are given. Plot the point and find two sets of polar coordinates for the point for  $0 \leq \theta < 2\pi$ .

- $(1, 0)$
- $(0, -9)$
- $(-3, 4)$
- $(6, -2)$
- $(-5, -5\sqrt{3})$
- $(3, -\sqrt{3})$
- $(\sqrt{7}, -\sqrt{7})$
- $(-2\sqrt{2}, -2\sqrt{2})$
- $(4, 5)$
- $(1, 8)$



**Rectangular-to-Polar Conversion** In Exercises 25–34, convert the rectangular equation to polar form and sketch its graph.

- $x^2 + y^2 = 9$
- $x^2 - y^2 = 9$
- $x^2 + y^2 = a^2$
- $x^2 + y^2 - 2ax = 0$
- $y = 8$
- $x = 12$
- $3x - y + 2 = 0$
- $xy = 4$
- $y^2 = 9x$
- $(x^2 + y^2)^2 - 9(x^2 - y^2) = 0$



**Polar-to-Rectangular Conversion** In Exercises 35–44, convert the polar equation to rectangular form and sketch its graph.

- $r = 4$
- $r = -1$
- $r = 3 \sin \theta$
- $r = 5 \cos \theta$
- $r = \theta$
- $\theta = \frac{5\pi}{6}$
- $r = 3 \sec \theta$
- $r = -6 \csc \theta$
- $r = \sec \theta \tan \theta$
- $r = \cot \theta \csc \theta$



**Graphing a Polar Equation** In Exercises 45–54, use a graphing utility to graph the polar equation. Find an interval for  $\theta$  over which the graph is traced *only once*.

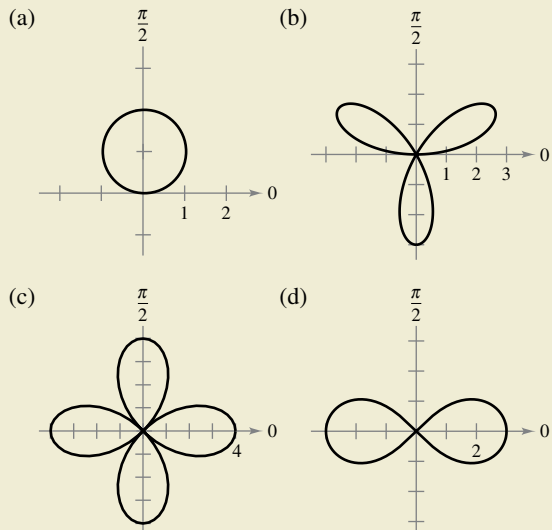
- $r = 2 - 5 \cos \theta$
- $r = 3(1 - 4 \cos \theta)$
- $r = -1 + \sin \theta$
- $r = 4 + 3 \cos \theta$
- $r = \frac{2}{1 + \cos \theta}$
- $r = \frac{1}{4 - 3 \sin \theta}$
- $r = 5 \cos \frac{3\theta}{2}$
- $r = 3 \sin \frac{5\theta}{2}$
- $r^2 = 4 \sin 2\theta$
- $r^2 = \frac{1}{\theta}$

- Verifying a Polar Equation** Convert the equation  $r = 2(h \cos \theta + k \sin \theta)$

to rectangular form and verify that it is the equation of a circle. Find the radius and the rectangular coordinates of the center of the circle.



**56. HOW DO YOU SEE IT?** Identify each special polar graph and write its equation.



**57. Sketching a Graph** Sketch the graph of  $r = 4 \sin \theta$  over each interval.

(a)  $0 \leq \theta \leq \frac{\pi}{2}$  (b)  $\frac{\pi}{2} \leq \theta \leq \pi$  (c)  $-\frac{\pi}{2} \leq \theta \leq \frac{\pi}{2}$

**58. Distance Formula**

(a) Verify that the Distance Formula for the distance between the two points  $(r_1, \theta_1)$  and  $(r_2, \theta_2)$  in polar coordinates is

$$d = \sqrt{r_1^2 + r_2^2 - 2r_1r_2 \cos(\theta_1 - \theta_2)}.$$

(b) Describe the positions of the points relative to each other for  $\theta_1 = \theta_2$ . Simplify the Distance Formula for this case. Is the simplification what you expected? Explain.

(c) Simplify the Distance Formula for  $\theta_1 - \theta_2 = 90^\circ$ . Is the simplification what you expected? Explain.

(d) Choose two points on the polar coordinate system and find the distance between them. Then choose different polar representations of the same two points and apply the Distance Formula again. Discuss the result.

**Distance Formula** In Exercises 59–62, use the result of Exercise 58 to find the distance between the two points in polar coordinates.

59.  $(1, \frac{5\pi}{6}), (4, \frac{\pi}{3})$       60.  $(8, \frac{7\pi}{4}), (5, \pi)$

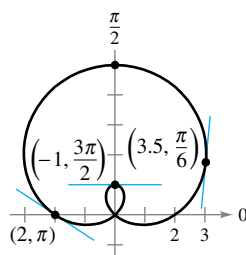
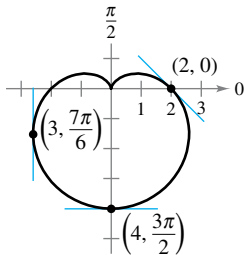
61.  $(2, 0.5), (7, 1.2)$       62.  $(4, 2.5), (12, 1)$



**Finding Slopes of Tangent Lines** In Exercises 63 and 64, find  $dy/dx$  and the slopes of the tangent lines shown on the graph of the polar equation.

63.  $r = 2(1 - \sin \theta)$

64.  $r = 2 + 3 \sin \theta$



**Finding Slopes of Tangent Lines Using Technology** In Exercises 65–68, use a graphing utility to (a) graph the polar equation, (b) draw the tangent line at the given value of  $\theta$ , and (c) find  $dy/dx$  at the given value of  $\theta$ . (*Hint:* Let the increment between the values of  $\theta$  equal  $\pi/24$ .)

65.  $r = 3(1 - \cos \theta), \theta = \frac{\pi}{2}$       66.  $r = 3 - 2 \cos \theta, \theta = 0$

67.  $r = 3 \sin \theta, \theta = \frac{\pi}{3}$       68.  $r = 4, \theta = \frac{\pi}{4}$



**Horizontal and Vertical Tangency** In Exercises 69 and 70, find the points of horizontal and vertical tangency to the polar curve.

69.  $r = 1 - \sin \theta$

70.  $r = a \sin \theta$

**Horizontal Tangency** In Exercises 71 and 72, find the points of horizontal tangency to the polar curve.

71.  $r = 2 \csc \theta + 3$

72.  $r = a \sin \theta \cos^2 \theta$



**Tangent Lines at the Pole** In Exercises 73–80, sketch a graph of the polar equation and find the tangent line(s) at the pole (if any).

73.  $r = 5 \sin \theta$

74.  $r = 5 \cos \theta$

75.  $r = 4(1 - \sin \theta)$

76.  $r = 2(1 - \cos \theta)$

77.  $r = 4 \cos 3\theta$

78.  $r = -\sin 5\theta$

79.  $r = 3 \sin 2\theta$

80.  $r = 3 \cos 2\theta$

**Sketching a Polar Graph** In Exercises 81–92, sketch a graph of the polar equation.

81.  $r = 8$

82.  $r = 1$

83.  $r = 4(1 + \cos \theta)$

84.  $r = 1 + \sin \theta$

85.  $r = 3 - 2 \cos \theta$

86.  $r = 5 - 4 \sin \theta$

87.  $r = -7 \csc \theta$

88.  $r = \frac{6}{2 \sin \theta - 3 \cos \theta}$

89.  $r = 3\theta$

90.  $r = \frac{1}{\theta}$

91.  $r^2 = 4 \cos 2\theta$

92.  $r^2 = 4 \sin \theta$



**Asymptote** In Exercises 93–96, use a graphing utility to graph the equation and show that the given line is an asymptote of the graph.

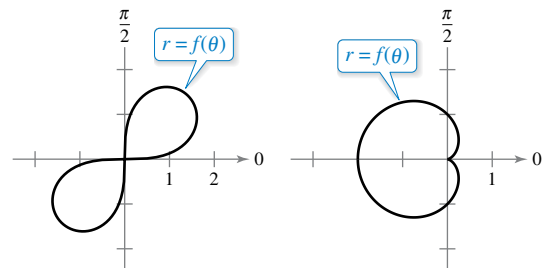
Name of Graph	Polar Equation	Asymptote
93. Conchoid	$r = 2 - \sec \theta$	$x = -1$
94. Conchoid	$r = 2 + \csc \theta$	$y = 1$
95. Hyperbolic spiral	$r = 2/\theta$	$y = 2$
96. Strophoid	$r = 2 \cos 2\theta \sec \theta$	$x = -2$

**EXPLORING CONCEPTS**

**Transformations of Polar Graphs** In Exercises 97 and 98, use the graph of  $r = f(\theta)$  to sketch a graph of the transformation.

97.  $r = f(-\theta)$

98.  $r = -f(\theta)$



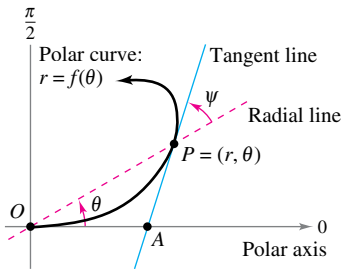
**99. Symmetry of Polar Graphs** Describe how to test whether a polar graph is symmetric about (a) the  $x$ -axis and (b) the  $y$ -axis.

- 100. Think About It** Use a graphing utility to graph the polar equation  $r = 6[1 + \cos(\theta - \phi)]$  for (a)  $\phi = 0$ , (b)  $\phi = \pi/4$ , and (c)  $\phi = \pi/2$ . Use the graphs to describe the effect of the angle  $\phi$ . Write the equation as a function of  $\sin \theta$  for part (c).
- 101. Rotated Curve** Verify that if the curve whose polar equation is  $r = f(\theta)$  is rotated about the pole through an angle  $\phi$ , then an equation for the rotated curve is  $r = f(\theta - \phi)$ .
- 102. Rotated Curve** The polar form of an equation of a curve is  $r = f(\sin \theta)$ . Show that the form becomes
- $r = f(-\cos \theta)$  if the curve is rotated counterclockwise  $\pi/2$  radians about the pole.
  - $r = f(-\sin \theta)$  if the curve is rotated counterclockwise  $\pi$  radians about the pole.
  - $r = f(\cos \theta)$  if the curve is rotated counterclockwise  $3\pi/2$  radians about the pole.

**Rotated Curve** In Exercises 103–105, use the results of Exercises 101 and 102.

- 103.** Write an equation for the limaçon  $r = 2 - \sin \theta$  after it has been rotated counterclockwise by an angle of (a)  $\theta = \pi/4$ , (b)  $\theta = \pi/2$ , (c)  $\theta = \pi$ , and (d)  $\theta = 3\pi/2$ . Use a graphing utility to graph each rotated limaçon.
- 104.** Write an equation for the rose curve  $r = 2 \sin 2\theta$  after it has been rotated counterclockwise by an angle of (a)  $\theta = \pi/6$ , (b)  $\theta = \pi/2$ , (c)  $\theta = 2\pi/3$ , and (d)  $\theta = \pi$ . Use a graphing utility to graph each rotated rose curve.
- 105.** Sketch the graph of each equation.
- $r = 1 - \sin \theta$
  - $r = 1 - \sin\left(\theta - \frac{\pi}{4}\right)$
- 106. Proof** Prove that the tangent of the angle  $\psi$  ( $0 \leq \psi \leq \pi/2$ ) between the radial line and the tangent line at the point  $(r, \theta)$  on the graph of  $r = f(\theta)$  (see figure) is given by

$$\tan \psi = \left| \frac{r}{dr/d\theta} \right|.$$



**Finding an Angle** In Exercises 107–112, use the result of Exercise 106 to find the angle  $\psi$  between the radial and tangent lines to the graph for the indicated value of  $\theta$ . Use a graphing utility to graph the polar equation, the radial line, and the tangent line for the indicated value of  $\theta$ . Identify the angle  $\psi$ .

Polar Equation	Value of $\theta$
107. $r = 2(1 - \cos \theta)$	$\theta = \pi$
108. $r = 3(1 - \cos \theta)$	$\theta = \frac{3\pi}{4}$

Polar Equation	Value of $\theta$
109. $r = 2 \cos 3\theta$	$\theta = \frac{\pi}{4}$
110. $r = 4 \sin 2\theta$	$\theta = \frac{\pi}{6}$
111. $r = \frac{6}{1 - \cos \theta}$	$\theta = \frac{2\pi}{3}$
112. $r = 5$	$\theta = \frac{\pi}{6}$

**True or False?** In Exercises 113–116, determine whether the statement is true or false. If it is false, explain why or give an example that shows it is false.

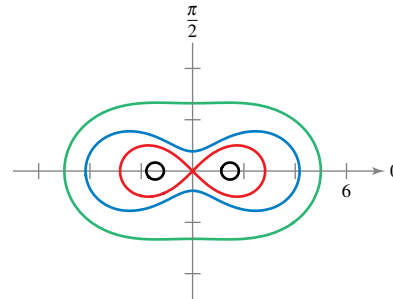
- 113.** If  $(r_1, \theta_1)$  and  $(r_2, \theta_2)$  represent the same point on the polar coordinate system, then  $|r_1| = |r_2|$ .
- 114.** If  $(r, \theta_1)$  and  $(r, \theta_2)$  represent the same point on the polar coordinate system, then  $\theta_1 = \theta_2 + 2n\pi$  for some integer  $n$ .
- 115.** If  $x > 0$ , then the point  $(x, y)$  on the rectangular coordinate system can be represented by  $(r, \theta)$  on the polar coordinate system, where  $r = \sqrt{x^2 + y^2}$  and  $\theta = \arctan(y/x)$ .
- 116.** The polar equations  $r = \sin 2\theta$ ,  $r = -\sin 2\theta$ , and  $r = \sin(-2\theta)$  all have the same graph.

**SECTION PROJECT**

**Cassini Oval**

A Cassini oval is defined as the set of all points the product of whose distances from two fixed points is constant. These curves are named after the astronomer Giovanni Domenico Cassini (1625–1712). He suspected that these curves could model planetary motion. However, as you saw in Section 10.1, Kepler used ellipses to describe planetary motion. You will learn more about Kepler’s Laws of planetary motion in Section 10.6.

Let  $(-c, 0)$  and  $(c, 0)$  be two fixed points in the plane. A point  $(x, y)$  lies on a Cassini oval when the distance between  $(x, y)$  and  $(-c, 0)$  times the distance between  $(x, y)$  and  $(c, 0)$  is  $b^2$ , where  $b$  is a constant.



Four different types of Cassini ovals

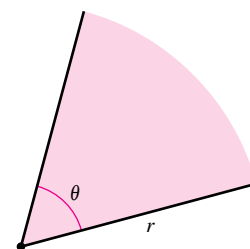
- Show that  $(x^2 + y^2)^2 - 2c^2(x^2 - y^2) + c^4 = b^4$
- Convert the equation in part (a) to polar coordinates.
- Show that if  $b = c$ , then the Cassini oval is a lemniscate.
- Use a graphing utility to graph the Cassini oval for  $c = 1$  and  $b = 2$ .

## 10.5 Area and Arc Length in Polar Coordinates

- Find the area of a region bounded by a polar graph.
- Find the points of intersection of two polar graphs.
- Find the arc length of a polar graph.
- Find the area of a surface of revolution (polar form).

### Area of a Polar Region

The development of a formula for the area of a polar region parallels that for the area of a region on the rectangular coordinate system but uses sectors of a circle instead of rectangles as the basic elements of area. In Figure 10.48, note that the area of a circular sector of radius  $r$  is  $\frac{1}{2}\theta r^2$ , provided  $\theta$  is measured in radians.



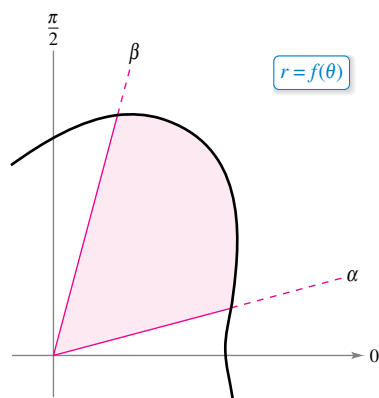
The area of a sector of a circle is  $A = \frac{1}{2}\theta r^2$ .

Figure 10.48

Consider the function  $r = f(\theta)$ , where  $f$  is continuous and nonnegative on the interval  $\alpha \leq \theta \leq \beta$ . The region bounded by the graph of  $f$  and the radial lines  $\theta = \alpha$  and  $\theta = \beta$  is shown in Figure 10.49(a). To find the area of this region, partition the interval  $[\alpha, \beta]$  into  $n$  equal subintervals

$$\alpha = \theta_0 < \theta_1 < \theta_2 < \cdots < \theta_{n-1} < \theta_n = \beta.$$

Then approximate the area of the region by the sum of the areas of the  $n$  sectors, as shown in Figure 10.49(b).



(a)

$$\text{Radius of } i\text{th sector} = f(\theta_i)$$

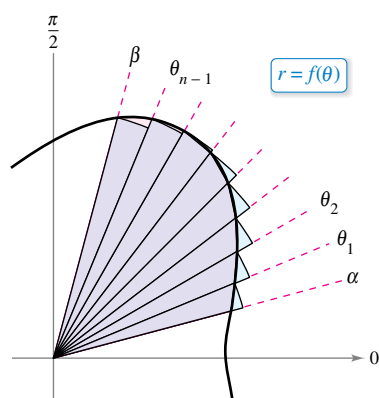
$$\text{Central angle of } i\text{th sector} = \frac{\beta - \alpha}{n} = \Delta\theta$$

$$A \approx \sum_{i=1}^n \left(\frac{1}{2}\right) \Delta\theta [f(\theta_i)]^2$$

Taking the limit as  $n \rightarrow \infty$  produces

$$\begin{aligned} A &= \lim_{n \rightarrow \infty} \frac{1}{2} \sum_{i=1}^n [f(\theta_i)]^2 \Delta\theta \\ &= \frac{1}{2} \int_{\alpha}^{\beta} [f(\theta)]^2 d\theta \end{aligned}$$

which leads to the next theorem.



(b)

Figure 10.49

#### THEOREM 10.13 Area in Polar Coordinates

If  $f$  is continuous and nonnegative on the interval  $[\alpha, \beta]$ ,  $0 < \beta - \alpha \leq 2\pi$ , then the area of the region bounded by the graph of  $r = f(\theta)$  between the radial lines  $\theta = \alpha$  and  $\theta = \beta$  is

$$\begin{aligned} A &= \frac{1}{2} \int_{\alpha}^{\beta} [f(\theta)]^2 d\theta \\ &= \frac{1}{2} \int_{\alpha}^{\beta} r^2 d\theta. \end{aligned} \quad 0 < \beta - \alpha \leq 2\pi$$

You can use the formula in Theorem 10.13 to find the area of a region bounded by the graph of a continuous *nonpositive* function. The formula is not necessarily valid, however, when  $f$  takes on both positive *and* negative values in the interval  $[\alpha, \beta]$ .

**EXAMPLE 1** Finding the Area of a Polar Region

•••▶ See [LarsonCalculus.com](http://LarsonCalculus.com) for an interactive version of this type of example.

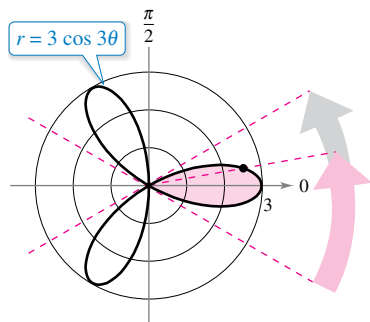
Find the area of one petal of the rose curve  $r = 3 \cos 3\theta$ .

**Solution** In Figure 10.50, you can see that the petal on the right is traced as  $\theta$  increases from  $-\pi/6$  to  $\pi/6$ . So, the area is

$$\begin{aligned} A &= \frac{1}{2} \int_{\alpha}^{\beta} r^2 d\theta = \frac{1}{2} \int_{-\pi/6}^{\pi/6} (3 \cos 3\theta)^2 d\theta \\ &= \frac{9}{2} \int_{-\pi/6}^{\pi/6} \frac{1 + \cos 6\theta}{2} d\theta \\ &= \frac{9}{4} \left[ \theta + \frac{\sin 6\theta}{6} \right]_{-\pi/6}^{\pi/6} \\ &= \frac{9}{4} \left( \frac{\pi}{6} + \frac{\pi}{6} \right) \\ &= \frac{3\pi}{4}. \end{aligned}$$

Use formula for area in polar coordinates.

Power-reducing formula



The area of one petal of the rose curve that lies between the radial lines  $\theta = -\pi/6$  and  $\theta = \pi/6$  is  $3\pi/4$ .

**Figure 10.50**

To find the area of the region lying inside all three petals of the rose curve in Example 1, you could *not* simply integrate between 0 and  $2\pi$ . By doing this, you would obtain  $9\pi/2$ , which is twice the area of the three petals. The duplication occurs because the rose curve is traced twice as  $\theta$  increases from 0 to  $2\pi$ .

**EXAMPLE 2** Finding the Area Bounded by a Single Curve

Find the area of the region lying between the inner and outer loops of the limaçon  $r = 1 - 2 \sin \theta$ .

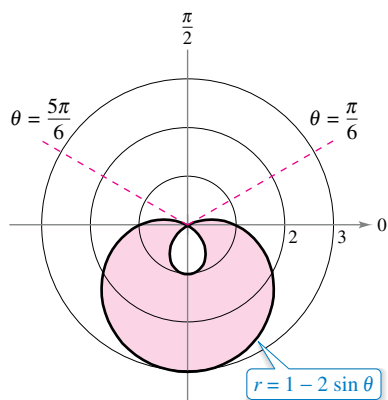
**Solution** In Figure 10.51, note that the inner loop is traced as  $\theta$  increases from  $\pi/6$  to  $5\pi/6$ . So, the area inside the *inner loop* is

$$\begin{aligned} A_1 &= \frac{1}{2} \int_{\pi/6}^{5\pi/6} (1 - 2 \sin \theta)^2 d\theta \\ &= \frac{1}{2} \int_{\pi/6}^{5\pi/6} (1 - 4 \sin \theta + 4 \sin^2 \theta) d\theta \\ &= \frac{1}{2} \int_{\pi/6}^{5\pi/6} \left[ 1 - 4 \sin \theta + 4 \left( \frac{1 - \cos 2\theta}{2} \right) \right] d\theta \\ &= \frac{1}{2} \int_{\pi/6}^{5\pi/6} (3 - 4 \sin \theta - 2 \cos 2\theta) d\theta \\ &= \frac{1}{2} \left[ 3\theta + 4 \cos \theta - \sin 2\theta \right]_{\pi/6}^{5\pi/6} \\ &= \frac{1}{2} (2\pi - 3\sqrt{3}) \\ &= \pi - \frac{3\sqrt{3}}{2}. \end{aligned}$$

Use formula for area in polar coordinates.

Power-reducing formula

Simplify.



The area between the inner and outer loops is approximately 8.34.

**Figure 10.51**

In a similar way, you can integrate from  $5\pi/6$  to  $13\pi/6$  to find that the area of the region lying inside the *outer loop* is  $A_2 = 2\pi + (3\sqrt{3}/2)$ . The area of the region lying between the two loops is the difference of  $A_2$  and  $A_1$ .

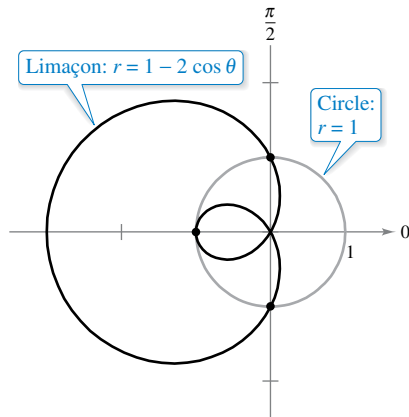
$$A = A_2 - A_1 = \left( 2\pi + \frac{3\sqrt{3}}{2} \right) - \left( \pi - \frac{3\sqrt{3}}{2} \right) = \pi + 3\sqrt{3} \approx 8.34$$

### Points of Intersection of Polar Graphs

Because a point may be represented in different ways in polar coordinates, care must be taken in determining the points of intersection of two polar graphs. For example, consider the points of intersection of the graphs of

$$r = 1 - 2 \cos \theta \quad \text{and} \quad r = 1$$

as shown in Figure 10.52. As with rectangular equations, you can attempt to find the points of intersection by solving the two equations simultaneously, as shown.



Three points of intersection:  $(1, \pi/2)$ ,  $(-1, 0)$ , and  $(1, 3\pi/2)$

**Figure 10.52**

$r = 1 - 2 \cos \theta$	First equation
$1 = 1 - 2 \cos \theta$	Substitute $r = 1$ from second equation into first equation.
$\cos \theta = 0$	Simplify.
$\theta = \frac{\pi}{2}, \frac{3\pi}{2}$	Solve for $\theta$ .

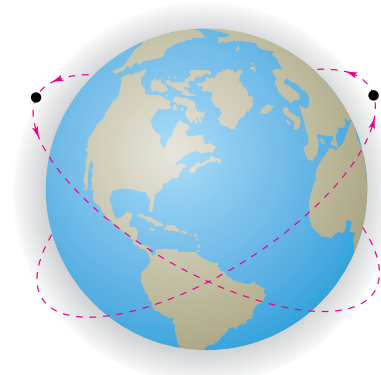
The corresponding points of intersection are  $(1, \pi/2)$  and  $(1, 3\pi/2)$ . From Figure 10.52, however, you can see that there is a *third* point of intersection that did not show up when the two polar equations were solved simultaneously. (This is one reason why you should sketch a graph when finding the area of a polar region.) The reason the third point was not found is that it does not occur with the same coordinates in the two graphs. On the graph of  $r = 1$ , the point occurs with coordinates  $(1, \pi)$ , but on the graph of

$$r = 1 - 2 \cos \theta$$

the point occurs with coordinates  $(-1, 0)$ .

In addition to solving equations simultaneously and sketching a graph, note that because the pole can be represented by  $(0, \theta)$ , where  $\theta$  is any angle, you should check separately for the pole when finding points of intersection.

You can compare the problem of finding points of intersection of two polar graphs with that of finding collision points of two satellites in intersecting orbits about Earth, as shown in Figure 10.53. The satellites will not collide as long as they reach the points of intersection at different times ( $\theta$ -values). Collisions will occur only at the points of intersection that are “simultaneous points”—those that are reached at the same time ( $\theta$ -value).



The paths of satellites can cross without causing a collision.

**Figure 10.53**

**FOR FURTHER INFORMATION** For more information on using technology to find points of intersection, see the article “Finding Points of Intersection of Polar-Coordinate Graphs” by Warren W. Esty in *Mathematics Teacher*. To view this article, go to [MathArticles.com](http://MathArticles.com).



**EXAMPLE 3** Finding the Area of a Region Between Two Curves

Find the area of the region common to the two regions bounded by the curves

$$r = -6 \cos \theta \quad \text{Circle}$$

and

$$r = 2 - 2 \cos \theta. \quad \text{Cardioid}$$

**Solution** Because both curves are symmetric with respect to the  $x$ -axis, you can work with the upper half-plane, as shown in Figure 10.54. The blue shaded region lies between the circle and the radial line

$$\theta = \frac{2\pi}{3}.$$

Because the circle has coordinates  $(0, \pi/2)$  at the pole, you can integrate between  $\pi/2$  and  $2\pi/3$  to obtain the area of this region. The region that is shaded red is bounded by the cardioid and the radial lines  $\theta = 2\pi/3$  and  $\theta = \pi$ . So, you can find the area of this second region by integrating between  $2\pi/3$  and  $\pi$ . The sum of these two integrals gives the area of the common region lying above the radial line  $\theta = \pi$ .

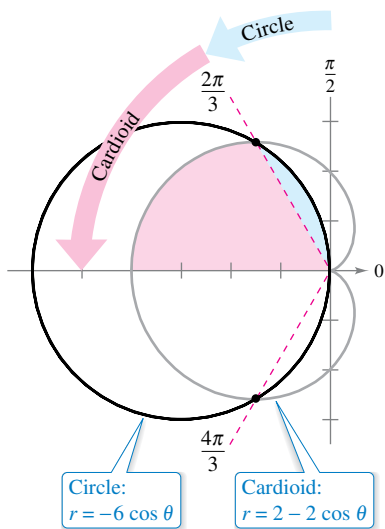


Figure 10.54

$$\begin{aligned} \frac{A}{2} &= \underbrace{\frac{1}{2} \int_{\pi/2}^{2\pi/3} (-6 \cos \theta)^2 d\theta}_{\text{Region between circle and radial line } \theta = 2\pi/3} + \underbrace{\frac{1}{2} \int_{2\pi/3}^{\pi} (2 - 2 \cos \theta)^2 d\theta}_{\text{Region between cardioid and radial lines } \theta = 2\pi/3 \text{ and } \theta = \pi} \\ &= 18 \int_{\pi/2}^{2\pi/3} \cos^2 \theta d\theta + \frac{1}{2} \int_{2\pi/3}^{\pi} (4 - 8 \cos \theta + 4 \cos^2 \theta) d\theta \\ &= 9 \int_{\pi/2}^{2\pi/3} (1 + \cos 2\theta) d\theta + \int_{2\pi/3}^{\pi} (3 - 4 \cos \theta + \cos 2\theta) d\theta \\ &= 9 \left[ \theta + \frac{\sin 2\theta}{2} \right]_{\pi/2}^{2\pi/3} + \left[ 3\theta - 4 \sin \theta + \frac{\sin 2\theta}{2} \right]_{2\pi/3}^{\pi} \\ &= 9 \left( \frac{2\pi}{3} - \frac{\sqrt{3}}{4} - \frac{\pi}{2} \right) + \left( 3\pi - 2\pi + 2\sqrt{3} + \frac{\sqrt{3}}{4} \right) \\ &= \frac{5\pi}{2} \end{aligned}$$

Finally, multiplying by 2, you can conclude that the total area is

$$5\pi \approx 15.7. \quad \text{Area of region inside circle and cardioid}$$

To check the reasonableness of this result, note that the area of the circular region is

$$\pi r^2 = 9\pi. \quad \text{Area of circle}$$

So, it seems reasonable that the area of the region lying inside the circle and the cardioid is  $5\pi$ . ■

To see the benefit of polar coordinates for finding the area in Example 3, consider the integral below, which gives the comparable area in rectangular coordinates.

$$\frac{A}{2} = \int_{-4}^{-3/2} \sqrt{2\sqrt{1-2x-x^2}-x^2-2x+2} dx + \int_{-3/2}^0 \sqrt{-x^2-6x} dx$$

Use the integration capabilities of a graphing utility to show that you obtain the same area as that found in Example 3.

### Arc Length in Polar Form

The formula for the length of a polar arc can be obtained from the arc length formula for a curve described by parametric equations. (See Exercise 84.)

**REMARK** When applying the arc length formula to a polar curve, be sure that the curve is traced out only once on the interval of integration. For instance, the rose curve  $r = \cos 3\theta$  is traced out once on the interval  $0 \leq \theta \leq \pi$  but is traced out twice on the interval  $0 \leq \theta \leq 2\pi$ .

**THEOREM 10.14 Arc Length of a Polar Curve**  
 Let  $f$  be a function whose derivative is continuous on an interval  $\alpha \leq \theta \leq \beta$ . The length of the graph of  $r = f(\theta)$  from  $\theta = \alpha$  to  $\theta = \beta$  is

$$s = \int_{\alpha}^{\beta} \sqrt{[f(\theta)]^2 + [f'(\theta)]^2} d\theta = \int_{\alpha}^{\beta} \sqrt{r^2 + \left(\frac{dr}{d\theta}\right)^2} d\theta.$$

**EXAMPLE 4 Finding the Length of a Polar Curve**

Find the length of the arc from  $\theta = 0$  to  $\theta = 2\pi$  for the cardioid

$$r = f(\theta) = 2 - 2 \cos \theta$$

as shown in Figure 10.55.

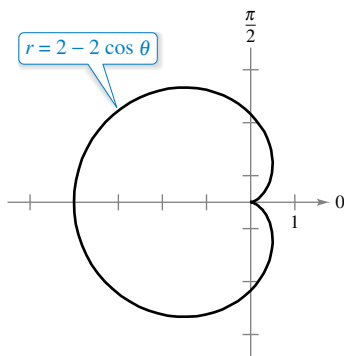


Figure 10.55

**Solution** Because  $f'(\theta) = 2 \sin \theta$ , you can find the arc length as follows.

$$\begin{aligned} s &= \int_{\alpha}^{\beta} \sqrt{[f(\theta)]^2 + [f'(\theta)]^2} d\theta && \text{Formula for arc length of a polar curve} \\ &= \int_0^{2\pi} \sqrt{(2 - 2 \cos \theta)^2 + (2 \sin \theta)^2} d\theta \\ &= 2\sqrt{2} \int_0^{2\pi} \sqrt{1 - \cos \theta} d\theta && \text{Simplify.} \\ &= 2\sqrt{2} \int_0^{2\pi} \sqrt{2 \sin^2 \frac{\theta}{2}} d\theta && \text{Trigonometric identity} \\ &= 4 \int_0^{2\pi} \sin \frac{\theta}{2} d\theta && \sin \frac{\theta}{2} \geq 0 \text{ for } 0 \leq \theta \leq 2\pi \\ &= 8 \left[ -\cos \frac{\theta}{2} \right]_0^{2\pi} \\ &= 8(1 + 1) \\ &= 16 \end{aligned}$$

Using Figure 10.55, you can determine the reasonableness of this answer by comparing it with the circumference of a circle. For example, a circle of radius  $\frac{5}{2}$  has a circumference of

$$5\pi \approx 15.7.$$

Note that in the fifth step of the solution, it is legitimate to write

$$\sqrt{2 \sin^2 \frac{\theta}{2}} = \sqrt{2} \sin \frac{\theta}{2}$$

rather than

$$\sqrt{2 \sin^2 \frac{\theta}{2}} = \sqrt{2} \left| \sin \frac{\theta}{2} \right|$$

because  $\sin(\theta/2) \geq 0$  for  $0 \leq \theta \leq 2\pi$ .

### Area of a Surface of Revolution

The polar coordinate versions of the formulas for the area of a surface of revolution can be obtained from the parametric versions given in Theorem 10.9, using the equations  $x = r \cos \theta$  and  $y = r \sin \theta$ .

**REMARK** When using Theorem 10.15, check to see that the graph of  $r = f(\theta)$  is traced only once on the interval  $\alpha \leq \theta \leq \beta$ . For example, the circle  $r = \cos \theta$  is traced only once on the interval  $0 \leq \theta \leq \pi$ .

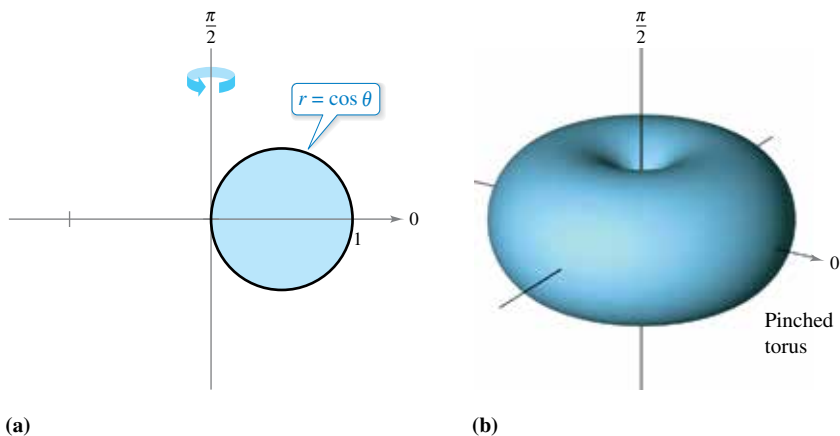
**THEOREM 10.15 Area of a Surface of Revolution**

Let  $f$  be a function whose derivative is continuous on an interval  $\alpha \leq \theta \leq \beta$ . The area of the surface formed by revolving the graph of  $r = f(\theta)$  from  $\theta = \alpha$  to  $\theta = \beta$  about the indicated line is as follows.

1.  $S = 2\pi \int_{\alpha}^{\beta} f(\theta) \sin \theta \sqrt{[f(\theta)]^2 + [f'(\theta)]^2} d\theta$  About the polar axis
2.  $S = 2\pi \int_{\alpha}^{\beta} f(\theta) \cos \theta \sqrt{[f(\theta)]^2 + [f'(\theta)]^2} d\theta$  About the line  $\theta = \frac{\pi}{2}$

**EXAMPLE 5** Finding the Area of a Surface of Revolution

Find the area of the surface formed by revolving the circle  $r = f(\theta) = \cos \theta$  about the line  $\theta = \pi/2$ , as shown in Figure 10.56.



(a) Figure 10.56

**Solution** Use the second formula in Theorem 10.15 with  $f'(\theta) = -\sin \theta$ . Because the circle is traced once as  $\theta$  increases from 0 to  $\pi$ , you have

$$\begin{aligned}
 S &= 2\pi \int_{\alpha}^{\beta} f(\theta) \cos \theta \sqrt{[f(\theta)]^2 + [f'(\theta)]^2} d\theta && \text{Formula for area of a surface of revolution} \\
 &= 2\pi \int_0^{\pi} (\cos \theta)(\cos \theta) \sqrt{\cos^2 \theta + \sin^2 \theta} d\theta \\
 &= 2\pi \int_0^{\pi} \cos^2 \theta d\theta && \text{Trigonometric identity} \\
 &= \pi \int_0^{\pi} (1 + \cos 2\theta) d\theta && \text{Trigonometric identity} \\
 &= \pi \left[ \theta + \frac{\sin 2\theta}{2} \right]_0^{\pi} \\
 &= \pi^2.
 \end{aligned}$$

# 10.5 Exercises

See [CalcChat.com](http://CalcChat.com) for tutorial help and worked-out solutions to odd-numbered exercises.

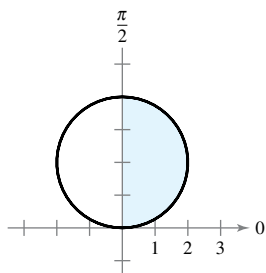
### CONCEPT CHECK

- Area of a Polar Region** What should you check before applying Theorem 10.13 to find the area of the region bounded by the graph of  $r = f(\theta)$ ?
- Points of Intersection** Explain why finding points of intersection of polar graphs may require further analysis beyond solving two equations simultaneously.

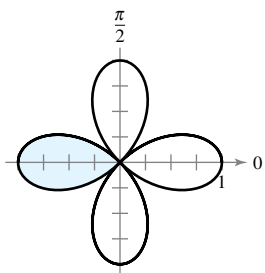


**Area of a Polar Region** In Exercises 3–6, write an integral that represents the area of the shaded region of the figure. Do not evaluate the integral.

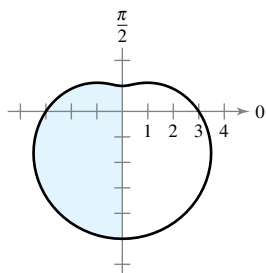
3.  $r = 4 \sin \theta$



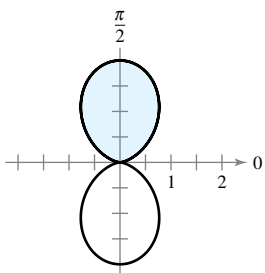
4.  $r = \cos 2\theta$



5.  $r = 3 - 2 \sin \theta$



6.  $r = 1 - \cos 2\theta$



**Finding the Area of a Polar Region** In Exercises 7–18, find the area of the region.

- Interior of  $r = 6 \sin \theta$
- Interior of  $r = 3 \cos \theta$
- One petal of  $r = 2 \cos 3\theta$
- Two petals of  $r = 4 \sin 3\theta$
- Two petals of  $r = \sin 8\theta$
- Three petals of  $r = \cos 5\theta$
- Interior of  $r = 6 + 5 \sin \theta$  (below the polar axis)
- Interior of  $r = 9 - \sin \theta$  (above the polar axis)
- Interior of  $r = 4 + \sin \theta$
- Interior of  $r = 1 - \cos \theta$
- Interior of  $r^2 = 4 \cos 2\theta$
- Interior of  $r^2 = 6 \sin 2\theta$



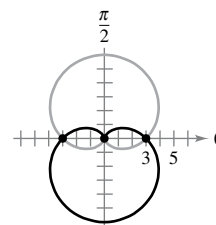
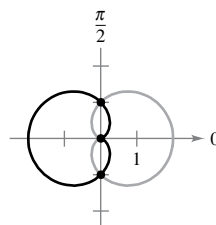
**Finding the Area of a Polar Region** In Exercises 19–26, use a graphing utility to graph the polar equation. Find the area of the given region analytically.

- Inner loop of  $r = 1 + 2 \cos \theta$
- Inner loop of  $r = 2 - 4 \cos \theta$
- Inner loop of  $r = 1 + 2 \sin \theta$
- Inner loop of  $r = 4 - 6 \sin \theta$
- Between the loops of  $r = 1 + 2 \cos \theta$
- Between the loops of  $r = 2(1 + 2 \sin \theta)$
- Between the loops of  $r = 3 - 6 \sin \theta$
- Between the loops of  $r = \frac{1}{2} + \cos \theta$



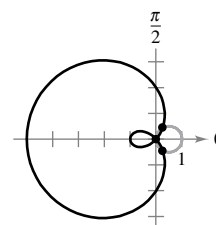
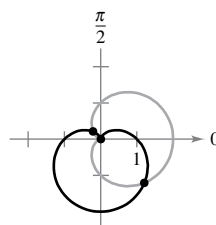
**Finding Points of Intersection** In Exercises 27–34, find the points of intersection of the graphs of the equations.

- $r = 1 + \cos \theta$   
 $r = 1 - \cos \theta$
- $r = 3(1 + \sin \theta)$   
 $r = 3(1 - \sin \theta)$



- $r = 1 + \cos \theta$   
 $r = 1 - \sin \theta$

- $r = 2 - 3 \cos \theta$   
 $r = \cos \theta$



- $r = 4 - 5 \sin \theta$   
 $r = 3 \sin \theta$

- $r = 3 + \sin \theta$   
 $r = 2 \csc \theta$

- $r = \frac{\theta}{2}$   
 $r = 2$

- $\theta = \frac{\pi}{4}$   
 $r = 2$



**Writing** In Exercises 35 and 36, use a graphing utility to graph the polar equations and approximate the points of intersection of the graphs. Watch the graphs as they are traced in the viewing window. Explain why the pole is not a point of intersection obtained by solving the equations simultaneously.

- $r = \cos \theta$   
 $r = 2 - 3 \sin \theta$
- $r = 4 \sin \theta$   
 $r = 2(1 + \sin \theta)$



**Finding the Area of a Polar Region Between Two Curves** In Exercises 37–44, use a graphing utility to graph the polar equations. Find the area of the given region analytically.

- 37. Common interior of  $r = 4 \sin 2\theta$  and  $r = 2$
- 38. Common interior of  $r = 2(1 + \cos \theta)$  and  $r = 2(1 - \cos \theta)$
- 39. Common interior of  $r = 3 - 2 \sin \theta$  and  $r = -3 + 2 \sin \theta$
- 40. Common interior of  $r = 5 - 3 \sin \theta$  and  $r = 5 - 3 \cos \theta$
- 41. Common interior of  $r = 4 \sin \theta$  and  $r = 2$
- 42. Common interior of  $r = 2 \cos \theta$  and  $r = 2 \sin \theta$
- 43. Inside  $r = 2 \cos \theta$  and outside  $r = 1$
- 44. Inside  $r = 3 \sin \theta$  and outside  $r = 1 + \sin \theta$

**Finding the Area of a Polar Region Between Two Curves** In Exercises 45–48, find the area of the region.

- 45. Inside  $r = a(1 + \cos \theta)$  and outside  $r = a \cos \theta$
- 46. Inside  $r = 2a \cos \theta$  and outside  $r = a$
- 47. Common interior of  $r = a(1 + \cos \theta)$  and  $r = a \sin \theta$
- 48. Common interior of  $r = a \cos \theta$  and  $r = a \sin \theta$ , where  $a > 0$

• • 49. **Antenna Radiation** • • • • •

The radiation from a transmitting antenna is not uniform in all directions. The intensity from a particular antenna is modeled by  $r = a \cos^2 \theta$ .



- (a) Convert the polar equation to rectangular form.
- (b) Use a graphing utility to graph the model for  $a = 4$  and  $a = 6$ .
- (c) Find the area of the geographical region between the two curves in part (b).

**50. Area** The area inside one or more of the three interlocking circles  $r = 2a \cos \theta$ ,  $r = 2a \sin \theta$ , and  $r = a$  is divided into seven regions. Find the area of each region.

**51. Conjecture** Find the area of the region enclosed by  $r = a \cos(n\theta)$  for  $n = 1, 2, 3, \dots$ . Use the results to make a conjecture about the area enclosed by the function when  $n$  is even and when  $n$  is odd.

**52. Area** Sketch the strophoid  $r = \sec \theta - 2 \cos \theta$ ,  $-\frac{\pi}{2} < \theta < \frac{\pi}{2}$ .

Convert this equation to rectangular coordinates. Find the area enclosed by the loop.



**Finding the Arc Length of a Polar Curve** In Exercises 53–58, find the length of the curve over the given interval.

- 53.  $r = 8$ ,  $\left[0, \frac{\pi}{6}\right]$
- 54.  $r = a$ ,  $[0, 2\pi]$
- 55.  $r = 4 \sin \theta$ ,  $[0, \pi]$
- 56.  $r = 2a \cos \theta$ ,  $\left[-\frac{\pi}{4}, \frac{\pi}{4}\right]$
- 57.  $r = 1 + \sin \theta$ ,  $[0, 2\pi]$
- 58.  $r = 8(1 + \cos \theta)$ ,  $\left[0, \frac{\pi}{3}\right]$



**Finding the Arc Length of a Polar Curve** In Exercises 59–64, use a graphing utility to graph the polar equation over the given interval. Use the integration capabilities of the graphing utility to approximate the length of the curve.

- 59.  $r = 2\theta$ ,  $\left[0, \frac{\pi}{2}\right]$
- 60.  $r = \sec \theta$ ,  $\left[0, \frac{\pi}{3}\right]$
- 61.  $r = \frac{1}{\theta}$ ,  $[\pi, 2\pi]$
- 62.  $r = e^\theta$ ,  $[0, \pi]$
- 63.  $r = \sin(3 \cos \theta)$ ,  $[0, \pi]$
- 64.  $r = 2 \sin(2 \cos \theta)$ ,  $[0, \pi]$



**Finding the Area of a Surface of Revolution** In Exercises 65–68, find the area of the surface formed by revolving the polar equation over the given interval about the given line.

Polar Equation	Interval	Axis of Revolution
65. $r = 6 \cos \theta$	$0 \leq \theta \leq \frac{\pi}{2}$	Polar axis
66. $r = a \cos \theta$	$0 \leq \theta \leq \frac{\pi}{2}$	$\theta = \frac{\pi}{2}$
67. $r = e^{a\theta}$	$0 \leq \theta \leq \frac{\pi}{2}$	$\theta = \frac{\pi}{2}$
68. $r = a(1 + \cos \theta)$	$0 \leq \theta \leq \pi$	Polar axis



**Finding the Area of a Surface of Revolution** In Exercises 69 and 70, use the integration capabilities of a graphing utility to approximate the area of the surface formed by revolving the polar equation over the given interval about the polar axis.

- 69.  $r = 4 \cos 2\theta$ ,  $\left[0, \frac{\pi}{4}\right]$
- 70.  $r = \theta$ ,  $[0, \pi]$

**EXPLORING CONCEPTS**

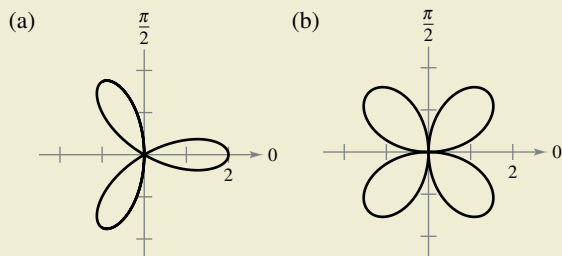
**Using Different Methods** In Exercises 71 and 72, (a) sketch the graph of the polar equation, (b) determine the interval that traces the graph only once, (c) find the area of the region bounded by the graph using a geometric formula, and (d) find the area of the region bounded by the graph using integration.

- 71.  $r = 10 \cos \theta$
- 72.  $r = 5 \sin \theta$

**73. Think About It** Let  $f(\theta) > 0$  for all  $\theta$  and let  $g(\theta) < 0$  for all  $\theta$ . Find polar equations  $r = f(\theta)$  and  $r = g(\theta)$  such that their graphs intersect.



**74. HOW DO YOU SEE IT?** Which graph, traced out only once, has a larger arc length? Explain your reasoning.



**75. Surface Area of a Torus** Find the surface area of the torus generated by revolving the circle given by  $r = 2$  about the line  $r = 5 \sec \theta$ .

**76. Surface Area of a Torus** Find the surface area of the torus generated by revolving the circle given by  $r = a$  about the line  $r = b \sec \theta$ , where  $0 < a < b$ .

**77. Approximating Area** Consider the circle

$$r = 8 \cos \theta.$$

- (a) Find the area of the circle.
- (b) Complete the table for the areas  $A$  of the sectors of the circle between  $\theta = 0$  and the values of  $\theta$  in the table.

$\theta$	0.2	0.4	0.6	0.8	1.0	1.2	1.4
$A$							

(c) Use the table in part (b) to approximate the values of  $\theta$  for which the sector of the circle composes  $\frac{1}{4}$ ,  $\frac{1}{2}$ , and  $\frac{3}{4}$  of the total area of the circle.

(d) Use a graphing utility to approximate, to two decimal places, the angles  $\theta$  for which the sector of the circle composes  $\frac{1}{4}$ ,  $\frac{1}{2}$ , and  $\frac{3}{4}$  of the total area of the circle.

(e) Do the results of part (d) depend on the radius of the circle? Explain.

**78. Approximating Area** Consider the circle

$$r = 3 \sin \theta.$$

- (a) Find the area of the circle.
- (b) Complete the table for the areas  $A$  of the sectors of the circle between  $\theta = 0$  and the values of  $\theta$  in the table.

$\theta$	0.2	0.4	0.6	0.8	1.0	1.2	1.4
$A$							

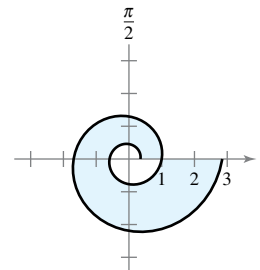
(c) Use the table in part (b) to approximate the values of  $\theta$  for which the sector of the circle composes  $\frac{1}{8}$ ,  $\frac{1}{4}$ , and  $\frac{1}{2}$  of the total area of the circle.

(d) Use a graphing utility to approximate, to two decimal places, the angles  $\theta$  for which the sector of the circle composes  $\frac{1}{8}$ ,  $\frac{1}{4}$ , and  $\frac{1}{2}$  of the total area of the circle.

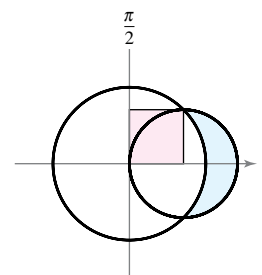
**79. Spiral of Archimedes** The curve represented by the equation  $r = a\theta$ , where  $a$  is a constant, is called the **spiral of Archimedes**.

- (a) Use a graphing utility to graph  $r = \theta$ , where  $\theta \geq 0$ . What happens to the graph of  $r = a\theta$  as  $a$  increases? What happens if  $\theta \leq 0$ ?
- (b) Determine the points on the spiral  $r = a\theta$  ( $a > 0, \theta \geq 0$ ), where the curve crosses the polar axis.
- (c) Find the length of  $r = \theta$  over the interval  $0 \leq \theta \leq 2\pi$ .
- (d) Find the area under the curve  $r = \theta$  for  $0 \leq \theta \leq 2\pi$ .

**80. Logarithmic Spiral** The curve represented by the equation  $r = ae^{b\theta}$ , where  $a$  and  $b$  are constants, is called a **logarithmic spiral**. The figure shows the graph of  $r = e^{\theta/6}$ ,  $-2\pi \leq \theta \leq 2\pi$ . Find the area of the shaded region.



**81. Area** The larger circle in the figure is the graph of  $r = 1$ . Find the polar equation of the smaller circle such that the shaded regions are equal.



**82. Area** Find the area of the circle given by

$$r = \sin \theta + \cos \theta.$$

Check your result by converting the polar equation to rectangular form, then using the formula for the area of a circle.

**83. Folium of Descartes** A curve called the **folium of Descartes** can be represented by the parametric equations

$$x = \frac{3t}{1+t^3} \quad \text{and} \quad y = \frac{3t^2}{1+t^3}.$$

- (a) Convert the parametric equations to polar form.
- (b) Sketch the graph of the polar equation from part (a).

(c) Use a graphing utility to approximate the area enclosed by the loop of the curve.

**84. Arc Length in Polar Form** Use the formula for the arc length of a curve in parametric form to derive the formula for the arc length of a polar curve.

# 10.6 Polar Equations of Conics and Kepler's Laws

- Analyze and write polar equations of conics.
- Understand and use Kepler's Laws of planetary motion.

## Polar Equations of Conics

In this chapter, you have seen that the rectangular equations of ellipses and hyperbolas take simple forms when the origin lies at their *centers*. As it happens, there are many important applications of conics in which it is more convenient to use one of the foci as the reference point (the origin) for the coordinate system. Here are two examples.

1. The sun lies at a focus of Earth's orbit.
2. The light source of a parabolic reflector lies at its focus.

In this section, you will see that the polar equations of conics take simpler forms when one of the foci lies at the pole.

The next theorem uses the concept of *eccentricity*, as defined in Section 10.1, to classify the three basic types of conics.

### Exploration

**Graphing Conics** Set a graphing utility to *polar* mode and enter polar equations of the form

$$r = \frac{a}{1 \pm b \cos \theta}$$

or

$$r = \frac{a}{1 \pm b \sin \theta}.$$

As long as  $a \neq 0$ , the graph should be a conic. What values of  $a$  and  $b$  produce parabolas? What values produce ellipses? What values produce hyperbolas?

### THEOREM 10.16 Classification of Conics by Eccentricity

Let  $F$  be a fixed point (*focus*) and let  $D$  be a fixed line (*directrix*) in the plane. Let  $P$  be another point in the plane and let  $e$  (*eccentricity*) be the ratio of the distance between  $P$  and  $F$  to the distance between  $P$  and  $D$ . The collection of all points  $P$  with a given eccentricity is a conic.

1. The conic is an ellipse for  $0 < e < 1$ .
2. The conic is a parabola for  $e = 1$ .
3. The conic is a hyperbola for  $e > 1$ .

A proof of this theorem is given in Appendix A.



In Figure 10.57, note that for each type of conic, the pole corresponds to the fixed point (focus) given in the definition.

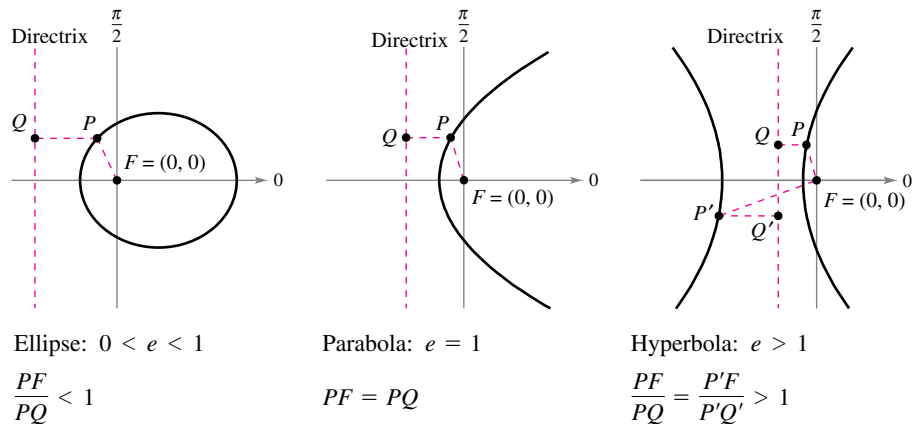


Figure 10.57

The benefit of locating a focus of a conic at the pole is that the equation of the conic becomes simpler, as seen in the proof of the next theorem.

**THEOREM 10.17 Polar Equations of Conics**

The graph of a polar equation of the form

$$r = \frac{ed}{1 \pm e \cos \theta} \quad \text{or} \quad r = \frac{ed}{1 \pm e \sin \theta}$$

is a conic, where  $e > 0$  is the eccentricity and  $|d|$  is the distance between the focus at the pole and its corresponding directrix.

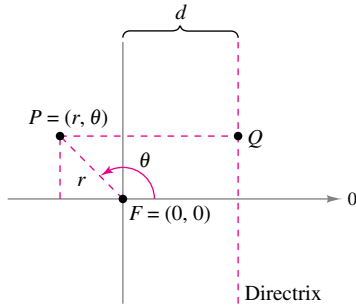


Figure 10.58

**Proof** This is a proof for  $r = ed/(1 + e \cos \theta)$  with  $d > 0$ . In Figure 10.58, consider a vertical directrix  $d$  units to the right of the focus  $F = (0, 0)$ . If  $P = (r, \theta)$  is a point on the graph of  $r = ed/(1 + e \cos \theta)$ , then the distance between  $P$  and the directrix can be shown to be

$$PQ = |d - x| = |d - r \cos \theta| = \left| \frac{r(1 + e \cos \theta)}{e} - r \cos \theta \right| = \left| \frac{r}{e} \right|.$$

Because the distance between  $P$  and the pole is simply  $PF = |r|$ , the ratio of  $PF$  to  $PQ$  is

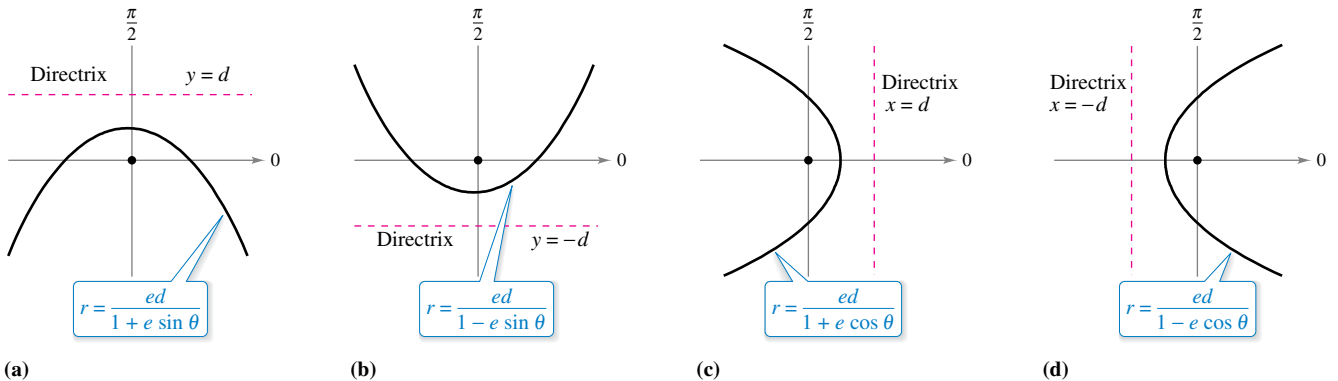
$$\frac{PF}{PQ} = \frac{|r|}{|r/e|} = |e| = e$$

and, by Theorem 10.16, the graph of the equation must be a conic. The proofs of the other cases are similar.

The four types of equations indicated in Theorem 10.17 can be classified as follows, where  $d > 0$ .

- a. Horizontal directrix above the pole:  $r = \frac{ed}{1 + e \sin \theta}$
- b. Horizontal directrix below the pole:  $r = \frac{ed}{1 - e \sin \theta}$
- c. Vertical directrix to the right of the pole:  $r = \frac{ed}{1 + e \cos \theta}$
- d. Vertical directrix to the left of the pole:  $r = \frac{ed}{1 - e \cos \theta}$

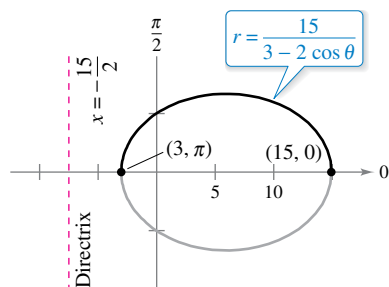
Figure 10.59 illustrates these four possibilities for a parabola. Note that for convenience, the equation for the directrix is shown in rectangular form.



(a) (b) (c) (d)  
The four types of polar equations for a parabola  
Figure 10.59



**EXAMPLE 1** Determining a Conic from Its Equation



The graph of the conic is an ellipse with  $e = \frac{2}{3}$ .

**Figure 10.60**

Sketch the graph of the conic  $r = \frac{15}{3 - 2 \cos \theta}$ .

**Solution** To determine the type of conic, rewrite the equation as

$$r = \frac{15}{3 - 2 \cos \theta} \quad \text{Write original equation.}$$

$$= \frac{5}{1 - (2/3) \cos \theta} \quad \text{Divide numerator and denominator by 3.}$$

So, the graph is an ellipse with  $e = \frac{2}{3}$ . You can sketch the upper half of the ellipse by plotting points from  $\theta = 0$  to  $\theta = \pi$ , as shown in Figure 10.60. Then, using symmetry with respect to the polar axis, you can sketch the lower half.

For the ellipse in Figure 10.60, the major axis is horizontal and the vertices lie at  $(15, 0)$  and  $(3, \pi)$ . So, the length of the *major* axis is  $2a = 18$ . To find the length of the minor axis, you can use the equations  $e = c/a$  and  $b^2 = a^2 - c^2$  to conclude that

$$b^2 = a^2 - c^2 = a^2 - (ea)^2 = a^2(1 - e^2). \quad \text{Ellipse}$$

Because  $e = \frac{2}{3}$ , you have

$$b^2 = 9^2 \left[ 1 - \left( \frac{2}{3} \right)^2 \right] = 45$$

which implies that  $b = \sqrt{45} = 3\sqrt{5}$ . So, the length of the minor axis is  $2b = 6\sqrt{5}$ . A similar analysis for hyperbolas yields

$$b^2 = c^2 - a^2 = (ea)^2 - a^2 = a^2(e^2 - 1). \quad \text{Hyperbola}$$

**EXAMPLE 2** Sketching a Conic from Its Polar Equation

...▶ See [LarsonCalculus.com](http://LarsonCalculus.com) for an interactive version of this type of example.

Sketch the graph of the polar equation  $r = \frac{32}{3 + 5 \sin \theta}$ .

**Solution** Dividing the numerator and denominator by 3 produces

$$r = \frac{32/3}{1 + (5/3) \sin \theta}$$

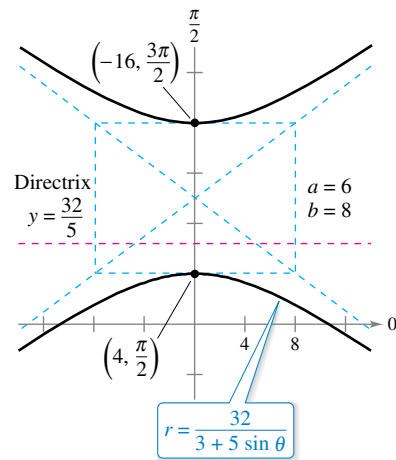
Because  $e = \frac{5}{3} > 1$ , the graph is a hyperbola. Because  $d = \frac{32}{3}$ , the directrix is the line  $y = \frac{32}{5}$ . The transverse axis of the hyperbola lies on the line  $\theta = \pi/2$ , and the vertices occur at

$$(r, \theta) = \left( 4, \frac{\pi}{2} \right) \quad \text{and} \quad (r, \theta) = \left( -16, \frac{3\pi}{2} \right).$$

Because the length of the transverse axis is 12, you can see that  $a = 6$ . To find  $b$ , write

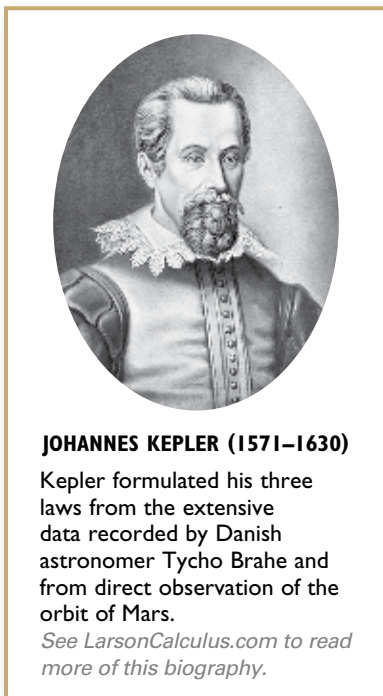
$$b^2 = a^2(e^2 - 1) = 6^2 \left[ \left( \frac{5}{3} \right)^2 - 1 \right] = 64.$$

Therefore,  $b = 8$ . Finally, you can use  $a$  and  $b$  to determine the asymptotes of the hyperbola and obtain the sketch shown in Figure 10.61.



The graph of the conic is a hyperbola with  $e = \frac{5}{3}$ .

**Figure 10.61**



### Kepler's Laws

Kepler's Laws, named after the German astronomer Johannes Kepler, can be used to describe the orbits of the planets about the sun.

1. Each planet moves in an elliptical orbit with the sun as a focus.
2. A ray from the sun to the planet sweeps out equal areas of the ellipse in equal times.
3. The square of the period is proportional to the cube of the mean distance between the planet and the sun.\*

Although Kepler derived these laws empirically, they were later validated by Newton. In fact, Newton was able to show that each law can be deduced from a set of universal laws of motion and gravitation that govern the movement of all heavenly bodies, including comets and satellites. This is shown in the next example, involving the comet named after the English mathematician and physicist Edmund Halley (1656–1742).

### EXAMPLE 3 Halley's Comet

Halley's comet has an elliptical orbit with the sun at one focus and has an eccentricity of  $e \approx 0.967$ . The length of the major axis of the orbit is approximately 35.88 astronomical units (AU). (An astronomical unit is defined as the mean distance between Earth and the sun, which is 93 million miles.) Find a polar equation for the orbit. How close does Halley's comet come to the sun?

**Solution** Using a vertical axis, you can choose an equation of the form

$$r = \frac{ed}{1 + e \sin \theta}$$

Because the vertices of the ellipse occur when  $\theta = \pi/2$  and  $\theta = 3\pi/2$ , you can determine the length of the major axis to be the sum of the  $r$ -values of the vertices, as shown in Figure 10.62. That is,

$$2a = \frac{0.967d}{1 + 0.967} + \frac{0.967d}{1 - 0.967}$$

$$35.88 \approx 29.79d \qquad 2a \approx 35.88$$

So,  $d \approx 1.204$  and

$$ed \approx (0.967)(1.204) \approx 1.164.$$

Using this value in the equation produces

$$r = \frac{1.164}{1 + 0.967 \sin \theta}$$

where  $r$  is measured in astronomical units. To find the closest point to the sun (the focus), you can write

$$c = ea \approx (0.967)(17.94) \approx 17.35.$$

Because  $c$  is the distance between the focus and the center, the closest point is

$$\begin{aligned} a - c &\approx 17.94 - 17.35 \\ &= 0.59 \text{ AU} \\ &\approx 55,000,000 \text{ miles.} \end{aligned}$$

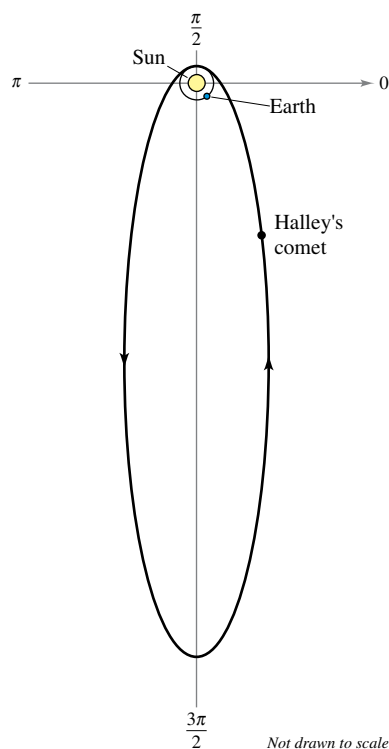
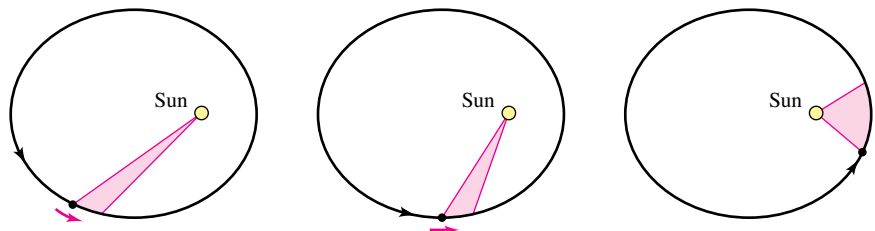


Figure 10.62

\* If Earth is used as a reference with a period of 1 year and a distance of 1 astronomical unit, then the proportionality constant is 1. For example, because Mars has a mean distance to the sun of  $D \approx 1.524$  AU, its period  $P$  is  $D^3 = P^2$ . So, the period for Mars is  $P \approx 1.88$  years.

Kepler’s Second Law states that as a planet moves about the sun, a ray from the sun to the planet sweeps out equal areas in equal times. This law can also be applied to comets or asteroids with elliptical orbits. For example, Figure 10.63 shows the orbit of the asteroid Apollo about the sun. Applying Kepler’s Second Law to this asteroid, you know that the closer it is to the sun, the greater its velocity, because a short ray must be moving quickly to sweep out as much area as a long ray.



A ray from the sun to the asteroid Apollo sweeps out equal areas in equal times.

Figure 10.63

**EXAMPLE 4** The Asteroid Apollo

The asteroid Apollo has a period of about 661 Earth days, and its orbit is approximated by the ellipse

$$r = \frac{1}{1 + (5/9) \cos \theta} = \frac{9}{9 + 5 \cos \theta}$$

where  $r$  is measured in astronomical units. How long does it take Apollo to move from the position  $\theta = -\pi/2$  to  $\theta = \pi/2$ , as shown in Figure 10.64?

**Solution** Begin by finding the area swept out as  $\theta$  increases from  $-\pi/2$  to  $\pi/2$ .

$$\begin{aligned} A &= \frac{1}{2} \int_{\alpha}^{\beta} r^2 d\theta && \text{Formula for area of a polar graph} \\ &= \frac{1}{2} \int_{-\pi/2}^{\pi/2} \left( \frac{9}{9 + 5 \cos \theta} \right)^2 d\theta \end{aligned}$$

Using the substitution  $u = \tan(\theta/2)$ , as discussed in Section 8.7, you obtain

$$A = \frac{81}{112} \left[ \frac{-5 \sin \theta}{9 + 5 \cos \theta} + \frac{18}{\sqrt{56}} \arctan \frac{\sqrt{56} \tan(\theta/2)}{14} \right]_{-\pi/2}^{\pi/2} \approx 0.90429.$$

Because the major axis of the ellipse has length  $2a = 81/28$  and the eccentricity is  $e = 5/9$ , you can determine that

$$b = a\sqrt{1 - e^2} = \frac{9}{\sqrt{56}}.$$

So, the area of the ellipse is

$$\text{Area of ellipse} = \pi ab = \pi \left( \frac{81}{56} \right) \left( \frac{9}{\sqrt{56}} \right) \approx 5.46507.$$

Because the time required to complete the orbit is 661 days, you can apply Kepler’s Second Law to conclude that the time  $t$  required to move from the position  $\theta = -\pi/2$  to  $\theta = \pi/2$  is

$$\frac{t}{661} = \frac{\text{area of elliptical segment}}{\text{area of ellipse}} \approx \frac{0.90429}{5.46507}$$

which implies that  $t \approx 109$  days. ■

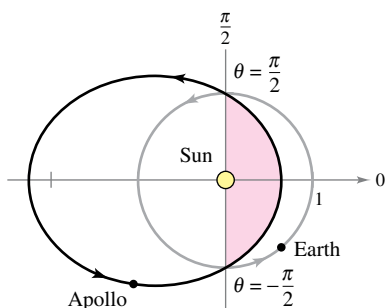


Figure 10.64

# 10.6 Exercises

See [CalcChat.com](http://CalcChat.com) for tutorial help and worked-out solutions to odd-numbered exercises.

### CONCEPT CHECK

**1. Classification of Conics** Identify each conic using eccentricity.

(a)  $r = \frac{4}{1 + 3 \sin \theta}$       (b)  $r = \frac{7}{1 - \cos \theta}$   
 (c)  $r = \frac{8}{6 + 5 \cos \theta}$       (d)  $r = \frac{3}{2 - 3 \sin \theta}$

**2. Comparing Conics** Without graphing, how are the graphs of the following conics different? Explain.

$r = \frac{1}{1 + \sin \theta}$  and  $r = \frac{1}{1 - \sin \theta}$

**Graphing a Conic** In Exercises 3 and 4, use a graphing utility to graph the polar equation when (a)  $e = 1$ , (b)  $e = 0.5$ , and (c)  $e = 1.5$ . Identify the conic.

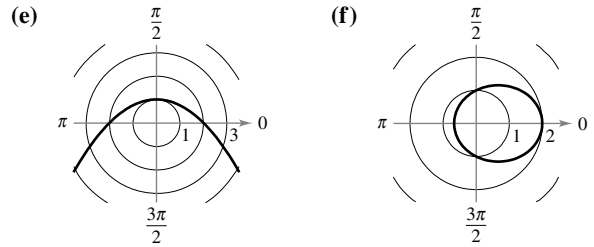
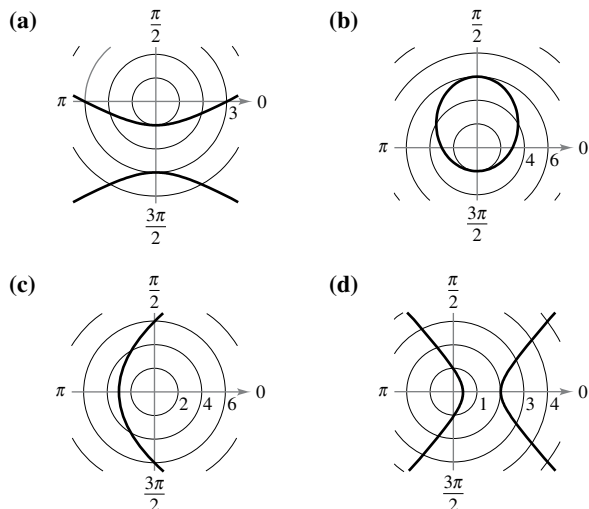
3.  $r = \frac{2e}{1 + e \cos \theta}$       4.  $r = \frac{2e}{1 - e \sin \theta}$

**Writing** In Exercises 5 and 6, consider the polar equation

$$r = \frac{4}{1 + e \sin \theta}$$

- 5.** Use a graphing utility to graph the equation for  $e = 0.1$ ,  $e = 0.25$ ,  $e = 0.5$ ,  $e = 0.75$ , and  $e = 0.9$ . Identify the conic and discuss the change in its shape as  $e \rightarrow 1^-$  and  $e \rightarrow 0^+$ .
- 6.** Use a graphing utility to graph the equation for  $e = 1.1$ ,  $e = 1.5$ , and  $e = 2$ . Identify the conic and discuss the change in its shape as  $e \rightarrow 1^+$  and  $e \rightarrow \infty$ .

**Matching** In Exercises 7–12, match the polar equation with its correct graph. [The graphs are labeled (a), (b), (c), (d), (e), and (f).]



7.  $r = \frac{6}{1 - \cos \theta}$       8.  $r = \frac{2}{2 - \cos \theta}$   
 9.  $r = \frac{3}{1 - 2 \sin \theta}$       10.  $r = \frac{2}{1 + \sin \theta}$   
 11.  $r = \frac{6}{2 - \sin \theta}$       12.  $r = \frac{2}{2 + 3 \cos \theta}$



**Identifying and Sketching a Conic** In Exercises 13–22, find the eccentricity and the distance from the pole to the directrix of the conic. Then identify the conic and sketch its graph. Use a graphing utility to confirm your results.

13.  $r = \frac{1}{1 - \cos \theta}$       14.  $r = \frac{5}{5 - 3 \cos \theta}$   
 15.  $r = \frac{7}{4 + 8 \sin \theta}$       16.  $r = \frac{4}{1 + \cos \theta}$   
 17.  $r = \frac{6}{-2 + 3 \cos \theta}$       18.  $r = \frac{10}{5 + 4 \sin \theta}$   
 19.  $r = \frac{6}{2 + \cos \theta}$       20.  $r = \frac{-6}{3 + 7 \sin \theta}$   
 21.  $r = \frac{300}{-12 + 6 \sin \theta}$       22.  $r = \frac{24}{25 + 25 \cos \theta}$

**Identifying a Conic** In Exercises 23–26, use a graphing utility to graph the polar equation. Identify the graph and find its eccentricity.

23.  $r = \frac{3}{-4 + 2 \sin \theta}$       24.  $r = \frac{-15}{2 + 8 \sin \theta}$   
 25.  $r = \frac{-10}{1 - \cos \theta}$       26.  $r = \frac{6}{6 + 7 \cos \theta}$

**Comparing Graphs** In Exercises 27–30, use a graphing utility to graph the conic. Describe how the graph differs from the graph in the indicated exercise.

27.  $r = \frac{4}{1 + \cos(\theta - \pi/3)}$  (See Exercise 16.)  
 28.  $r = \frac{10}{5 + 4 \sin(\theta - \pi/4)}$  (See Exercise 18.)  
 29.  $r = \frac{6}{2 + \cos(\theta + \pi/6)}$  (See Exercise 19.)  
 30.  $r = \frac{-6}{3 + 7 \sin(\theta + 2\pi/3)}$  (See Exercise 20.)

**31. Rotated Ellipse** Write the equation for the ellipse rotated  $\pi/6$  radian clockwise from the ellipse

$$r = \frac{8}{8 + 5 \cos \theta}$$

**32. Rotated Parabola** Write the equation for the parabola rotated  $\pi/4$  radian counterclockwise from the parabola

$$r = \frac{9}{1 + \sin \theta}$$

**Finding a Polar Equation** In Exercises 33–38, find a polar equation for the conic with its focus at the pole and the given eccentricity and directrix. (For convenience, the equation for the directrix is given in rectangular form.)

Conic	Eccentricity	Directrix
33. Parabola	$e = 1$	$x = -3$
34. Parabola	$e = 1$	$y = 4$
35. Ellipse	$e = \frac{1}{4}$	$y = 1$
36. Ellipse	$e = \frac{5}{6}$	$y = -2$
37. Hyperbola	$e = \frac{4}{3}$	$x = 2$
38. Hyperbola	$e = \frac{3}{2}$	$x = -1$

**Finding a Polar Equation** In Exercises 39–44, find a polar equation for the conic with its focus at the pole and the given vertex or vertices.

Conic	Vertex or Vertices
39. Parabola	$(1, -\frac{\pi}{2})$
40. Parabola	$(5, \pi)$
41. Ellipse	$(2, 0), (8, \pi)$
42. Ellipse	$(2, \frac{\pi}{2}), (4, \frac{3\pi}{2})$
43. Hyperbola	$(1, \frac{3\pi}{2}), (9, \frac{3\pi}{2})$
44. Hyperbola	$(2, 0), (10, 0)$

**EXPLORING CONCEPTS**

**45. Eccentricity** Consider two ellipses, where the foci of the first ellipse are farther apart than the foci of the second ellipse. Is the eccentricity of the first ellipse always greater than the eccentricity of the second ellipse? Explain.

**46. Distance** Describe what happens to the distance between the directrix and the center of an ellipse when the foci remain fixed and  $e$  approaches 0.

**47. Finding a Polar Equation** Find a polar equation for the ellipse with the following characteristics.

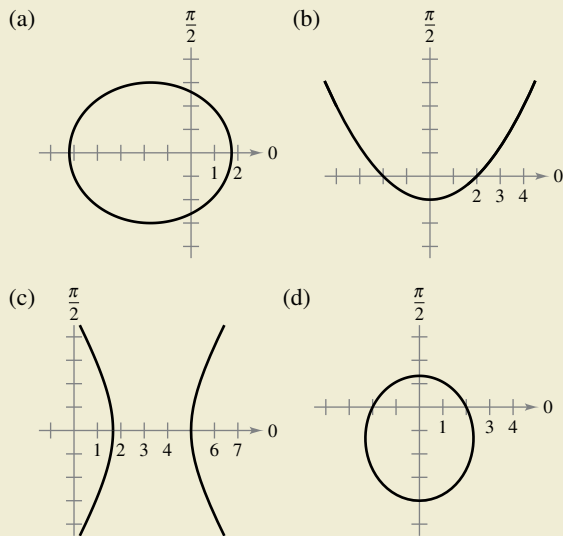
Focus:  $(0, 0)$

Eccentricity:  $e = \frac{1}{2}$

Directrix:  $r = 4 \sec \theta$



**48. HOW DO YOU SEE IT?** Identify the conic in the graph and give the possible values for the eccentricity.



**49. Ellipse** Show that the polar equation for  $\frac{x^2}{a^2} + \frac{y^2}{b^2} = 1$  is

$$r^2 = \frac{b^2}{1 - e^2 \cos^2 \theta} \quad \text{Ellipse}$$

**50. Hyperbola** Show that the polar equation for  $\frac{x^2}{a^2} - \frac{y^2}{b^2} = 1$  is

$$r^2 = \frac{-b^2}{1 - e^2 \cos^2 \theta} \quad \text{Hyperbola}$$

**Finding a Polar Equation** In Exercises 51–54, use the results of Exercises 49 and 50 to write the polar form of the equation of the conic.

**51. Ellipse:** focus at  $(4, 0)$ ; vertices at  $(5, 0), (5, \pi)$

**52. Hyperbola:** focus at  $(5, 0)$ ; vertices at  $(4, 0), (4, \pi)$

**53.**  $\frac{x^2}{9} - \frac{y^2}{16} = 1$

**54.**  $\frac{x^2}{4} + y^2 = 1$

**Area of a Region** In Exercises 55–58, use the integration capabilities of a graphing utility to approximate the area of the region bounded by the graph of the polar equation.

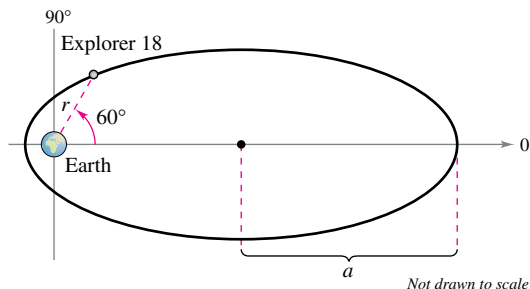
**55.**  $r = \frac{3}{2 - \cos \theta}$

**56.**  $r = \frac{9}{4 + \cos \theta}$

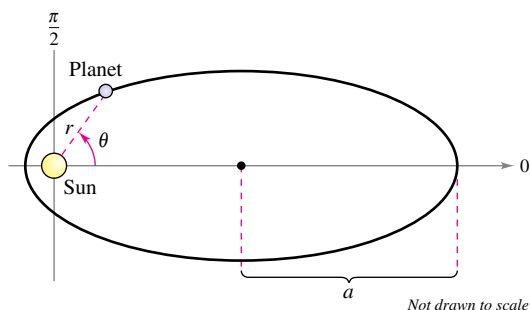
**57.**  $r = \frac{2}{7 - 6 \sin \theta}$

**58.**  $r = \frac{3}{6 + 5 \sin \theta}$

**59. Explorer 18** On November 27, 1963, the United States launched Explorer 18. Its low and high points above the surface of Earth were approximately 119 miles and 123,000 miles (see figure). The center of Earth is a focus of the orbit. Find the polar equation for the orbit and find the distance between the surface of Earth and the satellite when  $\theta = 60^\circ$ . (Assume that the radius of Earth is 4000 miles.)



**60. Planetary Motion** The planets travel in elliptical orbits with the sun as a focus, as shown in the figure.



(a) Show that the polar equation of the orbit is given by

$$r = \frac{(1 - e^2)a}{1 - e \cos \theta}$$

where  $e$  is the eccentricity.

(b) Show that the minimum distance (*perihelion*) from the sun to the planet is  $r = a(1 - e)$  and the maximum distance (*aphelion*) is  $r = a(1 + e)$ .

**Planetary Motion** In Exercises 61–64, use Exercise 60 to find the polar equation of the elliptical orbit of the planet and the perihelion and aphelion distances.

**61. Earth**

$$a = 1.496 \times 10^8 \text{ kilometers}$$

$$e = 0.0167$$

**62. Saturn**

$$a = 1.434 \times 10^9 \text{ kilometers}$$

$$e = 0.0565$$

**63. Neptune**

$$a = 4.495 \times 10^9 \text{ kilometers}$$

$$e = 0.0113$$

**64. Mercury**


$$a = 5.791 \times 10^7 \text{ kilometers}$$

$$e = 0.2056$$

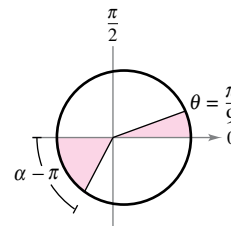
NASA

**65. Planetary Motion**

In Exercise 63, the polar equation for the elliptical orbit of Neptune was found. Use the equation and a computer algebra system to perform each of the following.



- (a) Approximate the area swept out by a ray from the sun to the planet as  $\theta$  increases from 0 to  $\pi/9$ . Use this result to determine the number of years required for the planet to move through this arc when the period of one revolution around the sun is 165 years.
- (b) By trial and error, approximate the angle  $\alpha$  such that the area swept out by a ray from the sun to the planet as  $\theta$  increases from  $\pi$  to  $\alpha$  equals the area found in part (a) (see figure). Does the ray sweep through a larger or smaller angle than in part (a) to generate the same area? Why is this the case?



- (c) Approximate the distances the planet traveled in parts (a) and (b). Use these distances to approximate the average number of kilometers per year the planet traveled in the two cases.

**66. Comet Hale-Bopp** The comet Hale-Bopp has an elliptical orbit with the sun at one focus and has an eccentricity of  $e \approx 0.995$ . The length of the major axis of the orbit is approximately 500 astronomical units. (a) Find the length of its minor axis. (b) Find a polar equation for the orbit. (c) Find the perihelion and aphelion distances.

**Eccentricity** In Exercises 67 and 68, let  $r_0$  represent the distance from a focus to the nearest vertex, and let  $r_1$  represent the distance from the focus to the farthest vertex.

**67.** Show that the eccentricity of an ellipse can be written as

$$e = \frac{r_1 - r_0}{r_1 + r_0}$$

Then show that  $\frac{r_1}{r_0} = \frac{1 + e}{1 - e}$ .

**68.** Show that the eccentricity of a hyperbola can be written as

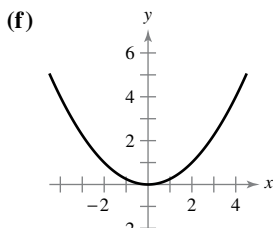
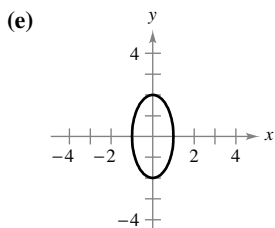
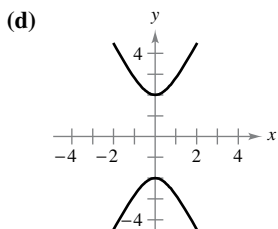
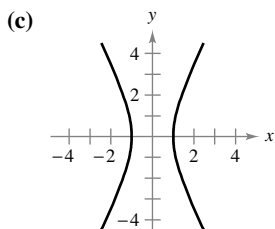
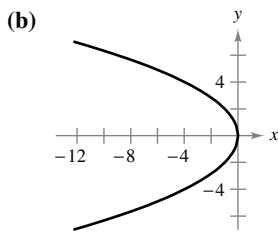
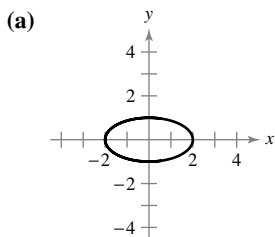
$$e = \frac{r_1 + r_0}{r_1 - r_0}$$

Then show that  $\frac{r_1}{r_0} = \frac{e + 1}{e - 1}$ .

# Review Exercises

See [CalcChat.com](http://CalcChat.com) for tutorial help and worked-out solutions to odd-numbered exercises.

**Matching** In Exercises 1–6, match the equation with its graph. [The graphs are labeled (a), (b), (c), (d), (e), and (f).]



1.  $4x^2 + y^2 = 4$
3.  $y^2 = -4x$
5.  $x^2 + 4y^2 = 4$

2.  $4x^2 - y^2 = 4$
4.  $y^2 - 4x^2 = 4$
6.  $x^2 = 4y$

**Identifying a Conic** In Exercises 7–14, identify the conic, analyze the equation (center, radius, vertices, foci, eccentricity, directrix, and asymptotes, if possible), and sketch its graph. Use a graphing utility to confirm your results.

7.  $x^2 + y^2 - 2x - 8y - 8 = 0$
8.  $y^2 - 12y - 8x + 20 = 0$
9.  $3x^2 - 2y^2 + 24x + 12y + 24 = 0$
10.  $5x^2 + y^2 - 20x + 19 = 0$
11.  $16x^2 + 16y^2 - 16x + 24y - 3 = 0$
12.  $-4x^2 + 3y^2 - 16x - 18y + 10 = 0$
13.  $x^2 + 10x - 12y + 13 = 0$
14.  $9x^2 + 25y^2 + 18x - 100y - 116 = 0$

**Finding the Standard Equation of a Parabola** In Exercises 15 and 16, find the standard form of the equation of the parabola with the given characteristics.

15. Vertex: (7, 0)  
Directrix:  $x = 5$
16. Vertex: (2, 6)  
Focus: (2, 4)

**Finding the Standard Equation of an Ellipse** In Exercises 17–20, find the standard form of the equation of the ellipse with the given characteristics.

17. Center: (0, 1)  
Focus: (4, 1)  
Vertex: (6, 1)
18. Center: (0, 0)  
Major axis: vertical  
Points on the ellipse: (1, 2), (2, 0)
19. Vertices: (3, 1), (3, 7)  
Eccentricity:  $\frac{2}{3}$
20. Foci: (0,  $\pm 7$ )  
Major axis length: 20

**Finding the Standard Equation of a Hyperbola** In Exercises 21–24, find the standard form of the equation of the hyperbola with the given characteristics.

21. Vertices: (0,  $\pm 8$ )  
Asymptotes:  $y = \pm 2x$
22. Vertices: ( $\pm 2$ , 0)  
Asymptotes:  $y = \pm 32x$
23. Vertices: ( $\pm 7$ , -1)  
Foci: ( $\pm 9$ , -1)
24. Center: (0, 0)  
Vertex: (0, 3)  
Focus: (0, 6)

**25. Satellite Antenna** A cross section of a large parabolic antenna is modeled by the graph of  $y = x^2/200$ ,  $-100 \leq x \leq 100$ . The receiving and transmitting equipment is positioned at the focus.

- (a) Find the coordinates of the focus.
- (b) Find the surface area of the antenna.

**26. Using an Ellipse** Consider the ellipse  $\frac{x^2}{25} + \frac{y^2}{9} = 1$ .

- (a) Find the area of the region bounded by the ellipse.
- (b) Find the volume of the solid generated by revolving the region about its major axis.

**Using Parametric Equations** In Exercises 27–34, sketch the curve represented by the parametric equations (indicate the orientation of the curve), and write the corresponding rectangular equation by eliminating the parameter.

27.  $x = 1 + 8t$ ,  $y = 3 - 4t$
28.  $x = t - 2$ ,  $y = t^2 - 1$
29.  $x = \sqrt{t} + 1$ ,  $y = t - 3$
30.  $x = e^t - 1$ ,  $y = e^{3t}$
31.  $x = 6 \cos \theta$ ,  $y = 6 \sin \theta$
32.  $x = 2 + 5 \cos t$ ,  $y = 3 + 2 \sin t$
33.  $x = 2 + \sec \theta$ ,  $y = 3 + \tan \theta$
34.  $x = 5 \sin^3 \theta$ ,  $y = 5 \cos^3 \theta$

**Finding Parametric Equations** In Exercises 35 and 36, find two different sets of parametric equations for the rectangular equation.

35.  $y = 4x + 3$
36.  $y = x^2 - 2$

**37. Rotary Engine** The rotary engine was developed by Felix Wankel in the 1950s. It features a rotor that is a modified equilateral triangle. The rotor moves in a chamber that, in two dimensions, is an epitrochoid. Use a graphing utility to graph the chamber modeled by the parametric equations

$$x = \cos 3\theta + 5 \cos \theta$$

and

$$y = \sin 3\theta + 5 \sin \theta.$$

**38. Serpentine Curve** Consider the parametric equations  $x = 2 \cot \theta$  and  $y = 4 \sin \theta \cos \theta$ ,  $0 < \theta < \pi$ .

- (a) Use a graphing utility to graph the curve.
- (b) Eliminate the parameter to show that the rectangular equation of the serpentine curve is  $(4 + x^2)y = 8x$ .

**Finding Slope and Concavity** In Exercises 39–46, find  $dy/dx$  and  $d^2y/dx^2$ , and find the slope and concavity (if possible) at the given value of the parameter.

Parametric Equations	Parameter
39. $x = 1 + 6t, y = 4 - 5t$	$t = 3$
40. $x = t - 6, y = t^2$	$t = 5$
41. $x = \frac{1}{t}, y = t^2$	$t = -2$
42. $x = \frac{1}{\sqrt{t}} + 1, y = 3 - 2t$	$t = 4$
43. $x = e^t, y = e^{-t}$	$t = 1$
44. $x = 5 + \cos \theta, y = 3 + 4 \sin \theta$	$\theta = \frac{\pi}{6}$
45. $x = 10 \cos \theta, y = 10 \sin \theta$	$\theta = \frac{\pi}{4}$
46. $x = \cos^4 \theta, y = \sin^4 \theta$	$\theta = -\frac{\pi}{3}$

**Finding an Equation of a Tangent Line** In Exercises 47 and 48, (a) use a graphing utility to graph the curve represented by the parametric equations, (b) use a graphing utility to find  $dx/d\theta$ ,  $dy/d\theta$ , and  $dy/dx$  at the given value of the parameter, (c) find an equation of the tangent line to the curve at the given value of the parameter, and (d) use a graphing utility to graph the curve and the tangent line from part (c).

Parametric Equations	Parameter
47. $x = \cot \theta, y = \sin 2\theta$	$\theta = \frac{\pi}{6}$
48. $x = \frac{1}{4} \tan \theta, y = 6 \sin \theta$	$\theta = \frac{\pi}{3}$

**Horizontal and Vertical Tangency** In Exercises 49–52, find all points (if any) of horizontal and vertical tangency to the curve. Use a graphing utility to confirm your results.

- 49.  $x = 5 - t, y = 2t^2$
- 50.  $x = t + 2, y = t^3 - 2t$

- 51.  $x = 2 + 2 \sin \theta, y = 1 + \cos \theta$
- 52.  $x = 2 - 2 \cos \theta, y = 2 \sin 2\theta$

**Arc Length** In Exercises 53 and 54, find the arc length of the curve on the given interval.

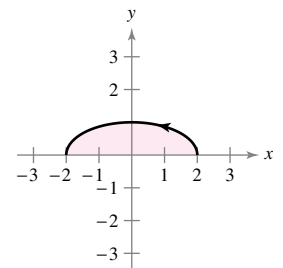
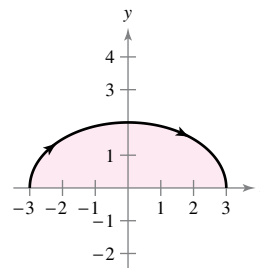
Parametric Equations	Interval
53. $x = t^2 + 1, y = 4t^3 + 3$	$0 \leq t \leq 2$
54. $x = 7 \cos \theta, y = 7 \sin \theta$	$0 \leq \theta \leq \pi$

**Surface Area** In Exercises 55 and 56, find the area of the surface generated by revolving the curve about (a) the  $x$ -axis and (b) the  $y$ -axis.

- 55.  $x = 4t, y = 3t + 1, 0 \leq t \leq 1$
- 56.  $x = 2 \cos \theta, y = 2 \sin \theta, 0 \leq \theta \leq \frac{\pi}{2}$

**Area** In Exercises 57 and 58, find the area of the region.

- 57.  $x = 3 \sin \theta, y = 2 \cos \theta, -\frac{\pi}{2} \leq \theta \leq \frac{\pi}{2}$
- 58.  $x = 2 \cos \theta, y = \sin \theta, 0 \leq \theta \leq \pi$



**Polar-to-Rectangular Conversion** In Exercises 59–62, the polar coordinates of a point are given. Plot the point and find the corresponding rectangular coordinates for the point.

- 59.  $(5, \frac{3\pi}{2})$
- 60.  $(-6, \frac{5\pi}{6})$
- 61.  $(\sqrt{7}, 3.25)$
- 62.  $(-2, -2.45)$

**Rectangular-to-Polar Conversion** In Exercises 63–66, the rectangular coordinates of a point are given. Plot the point and find two sets of polar coordinates for the point for  $0 \leq \theta < 2\pi$ .

- 63.  $(4, -4)$
- 64.  $(0, -7)$
- 65.  $(-1, 3)$
- 66.  $(-\sqrt{3}, -\sqrt{3})$


**Rectangular-to-Polar Conversion** In Exercises 67–72, convert the rectangular equation to polar form and sketch its graph.

- 67.  $x^2 + y^2 = 25$
- 68.  $x^2 - y^2 = 4$
- 69.  $y = 9$
- 70.  $x = 6$
- 71.  $-x + 4y - 3 = 0$
- 72.  $x^2 = 4y$



**Polar-to-Rectangular Conversion** In Exercises 73–78, convert the polar equation to rectangular form and sketch its graph.

73.  $r = 6 \cos \theta$                       74.  $r = 10$   
 75.  $r = -4 \sec \theta$                     76.  $r = 3 \csc \theta$   
 77.  $\theta = \frac{3\pi}{4}$                               78.  $r = -2 \sec \theta \tan \theta$

 **Graphing a Polar Equation** In Exercises 79–82, use a graphing utility to graph the polar equation. Find an interval for  $\theta$  over which the graph is traced *only once*.

79.  $r = \frac{3\pi}{2} \sin 3\theta$                     80.  $r = 2 \sin \theta \cos^2 \theta$   
 81.  $r = 4 \cos 2\theta \sec \theta$             82.  $r = 4(\sec \theta - \cos \theta)$

**Horizontal and Vertical Tangency** In Exercises 83 and 84, find the points of horizontal and vertical tangency (if any) to the polar curve.

83.  $r = 1 - \cos \theta$                       84.  $r = 3 \tan \theta$

**Tangent Lines at the Pole** In Exercises 85 and 86, sketch a graph of the polar equation and find the tangent lines at the pole.

85.  $r = 4 \sin 3\theta$                         86.  $r = 3 \cos 4\theta$

**Sketching a Polar Graph** In Exercises 87–96, sketch a graph of the polar equation.


87.  $r = 6$                                     88.  $\theta = \frac{\pi}{10}$   
 89.  $r = -\sec \theta$                         90.  $r = 5 \csc \theta$   
 91.  $r = 4 - 3 \cos \theta$                     92.  $r = 3 + 2 \sin \theta$   
 93.  $r = 4\theta$                                 94.  $r = -3 \cos 2\theta$   
 95.  $r^2 = 4 \sin 2\theta$                     96.  $r^2 = 9 \cos 2\theta$

**Finding the Area of a Polar Region** In Exercises 97–100, find the area of the region.

97. One petal of  $r = 3 \cos 5\theta$   
 98. One petal of  $r = 2 \sin 6\theta$   
 99. Interior of  $r = 2 + \cos \theta$   
 100. Interior of  $r = 5(1 - \sin \theta)$

**Finding Points of Intersection** In Exercises 101 and 102, find the points of intersection of the graphs of the equations.

101.  $r = 1 - \cos \theta$                     102.  $r = 1 + \sin \theta$   
        $r = 1 + \sin \theta$                        $r = 3 \sin \theta$

 **Finding the Area of a Polar Region** In Exercises 103–108, use a graphing utility to graph the polar equation. Find the area of the given region analytically.

103. Inner loop of  $r = 3 - 6 \cos \theta$   
 104. Inner loop of  $r = 4 + 8 \sin \theta$   
 105. Between the loops of  $r = 3 - 6 \cos \theta$

106. Between the loops of  $r = 4 + 8 \sin \theta$

107. Common interior of  $r = 5 - 2 \sin \theta$  and  $r = -5 + 2 \sin \theta$

108. Common interior of  $r = 4 \cos \theta$  and  $r = 2$

**Finding the Arc Length of a Polar Curve** In Exercises 109 and 110, find the length of the curve over the given interval.

- | Polar Equation                | Interval                          |
|-------------------------------|-----------------------------------|
| 109. $r = 5 \cos \theta$      | $\left[\frac{\pi}{2}, \pi\right]$ |
| 110. $r = 3(1 - \cos \theta)$ | $[0, \pi]$                        |

**Finding the Area of a Surface of Revolution** In Exercises 111 and 112, find the area of the surface formed by revolving the polar equation over the given interval about the given line.

- | Polar Equation           | Interval                           | Axis of Revolution       |
|--------------------------|------------------------------------|--------------------------|
| 111. $r = 2 \sin \theta$ | $0 \leq \theta \leq \pi$           | Polar axis               |
| 112. $r = 2 \sin \theta$ | $0 \leq \theta \leq \frac{\pi}{2}$ | $\theta = \frac{\pi}{2}$ |

**Identifying and Sketching a Conic** In Exercises 113–118, find the eccentricity and the distance from the pole to the directrix of the conic. Then identify the conic and sketch its graph. Use a graphing utility to confirm your results.

- |  |  |
|--|--|
| 113. $r = \frac{6}{1 - \sin \theta}$   | 114. $r = \frac{2}{1 + \cos \theta}$   |
| 115. $r = \frac{6}{3 + 2 \cos \theta}$ | 116. $r = \frac{4}{5 - 3 \sin \theta}$ |
| 117. $r = \frac{4}{2 - 3 \sin \theta}$ | 118. $r = \frac{8}{2 - 5 \cos \theta}$ |

**Finding a Polar Equation** In Exercises 119–122, find a polar equation for the conic with its focus at the pole and the given eccentricity and directrix. (For convenience, the equation for the directrix is given in rectangular form.)

- | Conic          | Eccentricity      | Directrix |
|----------------|-------------------|-----------|
| 119. Parabola  | $e = 1$           | $x = 5$   |
| 120. Ellipse   | $e = \frac{3}{4}$ | $y = -2$  |
| 121. Hyperbola | $e = 3$           | $y = 3$   |
| 122. Hyperbola | $e = \frac{5}{2}$ | $x = -1$  |

**Finding a Polar Equation** In Exercises 123–126, find a polar equation for the conic with its focus at the pole and the given vertex or vertices.

- | Conic          | Vertex or Vertices              |
|----------------|---------------------------------|
| 123. Parabola  | $\left(2, \frac{\pi}{2}\right)$ |
| 124. Parabola  | $(3, \pi)$                      |
| 125. Ellipse   | $(5, 0), (1, \pi)$              |
| 126. Hyperbola | $(1, 0), (7, 0)$                |

# P.S. Problem Solving

See [CalcChat.com](http://CalcChat.com) for tutorial help and worked-out solutions to odd-numbered exercises.

**1. Using a Parabola** Consider the parabola

$$x^2 = 4y$$

and the focal chord

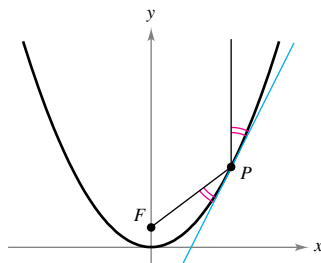
$$y = \frac{3}{4}x + 1.$$

- Sketch the graph of the parabola and the focal chord.
- Show that the tangent lines to the parabola at the endpoints of the focal chord intersect at right angles.
- Show that the tangent lines to the parabola at the endpoints of the focal chord intersect on the directrix of the parabola.

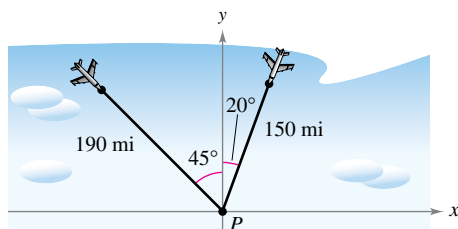
**2. Using a Parabola** Consider the parabola  $x^2 = 4py$  and one of its focal chords.

- Show that the tangent lines to the parabola at the endpoints of the focal chord intersect at right angles.
- Show that the tangent lines to the parabola at the endpoints of the focal chord intersect on the directrix of the parabola.


**3. Proof** Prove Theorem 10.2, Reflective Property of a Parabola, as shown in the figure.



**4. Flight Paths** An air traffic controller spots two planes at the same altitude flying toward each other (see figure). Their flight paths are  $20^\circ$  and  $315^\circ$ . One plane is 150 miles from point  $P$  with a speed of 375 miles per hour. The other is 190 miles from point  $P$  with a speed of 450 miles per hour.



- Find parametric equations for the path of each plane where  $t$  is the time in hours, with  $t = 0$  corresponding to the time at which the air traffic controller spots the planes.
- Use the result of part (a) to write the distance between the planes as a function of  $t$ .

 (c) Use a graphing utility to graph the function in part (b). When will the distance between the planes be minimum? If the planes must keep a separation of at least 3 miles, is the requirement met?

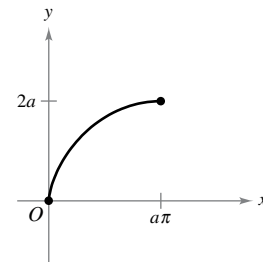
**5. Strophoid** The curve given by the parametric equations

$$x(t) = \frac{1-t^2}{1+t^2} \quad \text{and} \quad y(t) = \frac{t(1-t^2)}{1+t^2}$$

is called a **strophoid**.


- Find a rectangular equation of the strophoid.
- Find a polar equation of the strophoid.
- Sketch a graph of the strophoid.
- Find the equations of the two tangent lines at the origin.
- Find the points on the graph at which the tangent lines are horizontal.

**6. Finding a Rectangular Equation** Find a rectangular equation of the portion of the cycloid given by the parametric equations  $x = a(\theta - \sin \theta)$  and  $y = a(1 - \cos \theta)$ ,  $0 \leq \theta \leq \pi$ , as shown in the figure.



**7. Cornu Spiral** Consider the **cornu spiral** given by

$$x(t) = \int_0^t \cos \frac{\pi u^2}{2} du \quad \text{and} \quad y(t) = \int_0^t \sin \frac{\pi u^2}{2} du.$$

-  Use a graphing utility to graph the spiral over the interval  $-\pi \leq t \leq \pi$ .
- Show that the cornu spiral is symmetric with respect to the origin.
- Find the length of the cornu spiral from  $t = 0$  to  $t = a$ . What is the length of the spiral from  $t = -\pi$  to  $t = \pi$ ?

**8. Using an Ellipse** Consider the region bounded by the ellipse

$$\frac{x^2}{a^2} + \frac{y^2}{b^2} = 1$$

with eccentricity  $e = c/a$ .

- Show that the solid (oblate spheroid) generated by revolving the region about the minor axis of the ellipse has a volume of  $V = 4\pi^2 b^3/3$  and a surface area of

$$S = 2\pi a^2 + \pi \left(\frac{b^2}{e}\right) \ln\left(\frac{1+e}{1-e}\right).$$

- Show that the solid (prolate spheroid) generated by revolving the region about the major axis of the ellipse has a volume of  $V = 4\pi ab^2/3$  and a surface area of

$$S = 2\pi b^2 + 2\pi \left(\frac{ab}{e}\right) \operatorname{arcsin} e.$$

- 9. Area** Let  $a$  and  $b$  be positive constants. Find the area of the region in the first quadrant bounded by the graph of the polar equation

$$r = \frac{ab}{(a \sin \theta + b \cos \theta)}, \quad 0 \leq \theta \leq \frac{\pi}{2}.$$

- 10. Arc Length** Consider the logarithmic spiral

$$r = e^{a\theta}$$

where  $a$  is a constant greater than 0 (see figure). Find the arc length from the point  $(1, 0)$  to the pole. Notice that the graph of the curve makes infinitely many rotations to reach the pole.

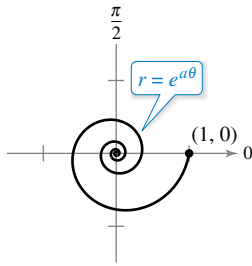


Figure for 10

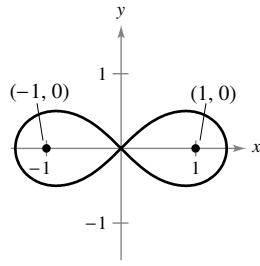



Figure for 11

- 11. Finding a Polar Equation** Determine the polar equation of the set of all points  $(r, \theta)$ , the product of whose distances from the points  $(1, 0)$  and  $(-1, 0)$  is equal to 1, as shown in the figure.

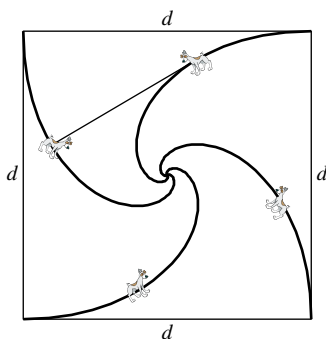
- 12. Arc Length** A particle is moving along the path described by the parametric equations

$$x = \frac{1}{t} \quad \text{and} \quad y = \frac{\sin t}{t}$$

for  $1 \leq t < \infty$ , as shown in the figure. Find the length of this path.



- 13. Finding a Polar Equation** Four dogs are located at the corners of a square with sides of length  $d$ . The dogs all move counterclockwise at the same speed directly toward the next dog, as shown in the figure. Find the polar equation of a dog's path as it spirals toward the center of the square.



- 14. Using a Hyperbola** Consider the hyperbola

$$\frac{x^2}{a^2} - \frac{y^2}{b^2} = 1$$

with foci  $F_1$  and  $F_2$ , as shown in the figure. Let  $T$  be the tangent line at a point  $M$  on the hyperbola. Show that incoming rays of light aimed at one focus are reflected by a hyperbolic mirror toward the other focus.

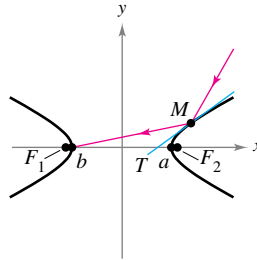


Figure for 14

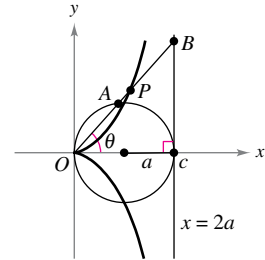



Figure for 15

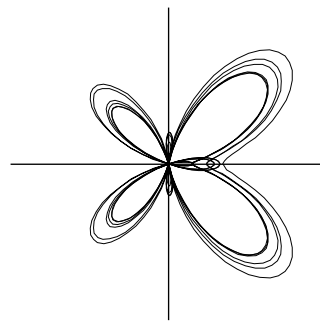
- 15. Cissoid of Diocles** Consider a circle of radius  $a$  tangent to the  $y$ -axis and the line  $x = 2a$ , as shown in the figure. Let  $A$  be the point where the segment  $OB$  intersects the circle, where point  $B$  lies on the line  $x = 2a$ . The **cissoid of Diocles** consists of all points  $P$  such that  $OP = AB$ .


- Find a polar equation of the cissoid.
- Find a set of parametric equations for the cissoid that does not contain trigonometric functions.
- Find a rectangular equation of the cissoid.


-  **16. Butterfly Curve** Use a graphing utility to graph the curve shown in the figure below. The curve is given by

$$r = e^{\cos \theta} - 2 \cos 4\theta + \sin^5 \frac{\theta}{12}.$$

Over what interval must  $\theta$  vary to produce the curve?



 **FOR FURTHER INFORMATION** For more information on this curve, see the article “A Study in Step Size” by Temple H. Fay in *Mathematics Magazine*. To view this article, go to [MathArticles.com](http://MathArticles.com).

-  **17. Graphing Polar Equations** Use a graphing utility to graph the polar equation  $r = \cos 5\theta + n \cos \theta$  for  $0 \leq \theta < \pi$  and for the integers  $n = -5$  to  $n = 5$ . What values of  $n$  produce the “heart” portion of the curve? What values of  $n$  produce the “bell” portion? (This curve, created by Michael W. Chamberlin, appeared in *The College Mathematics Journal*.)

# Appendices



<b>Appendix A</b>	Proofs of Selected Theorems	A2
<b>Appendix B</b>	Integration Tables	A3
<b>Appendix C</b>	Precalculus Review (Online)	
	<b>C.1</b> Real Numbers and the Real Number Line	
	<b>C.2</b> The Cartesian Plane	
<b>Appendix D</b>	Rotation and the General Second-Degree Equation (Online)	
<b>Appendix E</b>	Complex Numbers (Online)	
<b>Appendix F</b>	Business and Economic Applications (Online)	
<b>Appendix G</b>	Fitting Models to Data (Online)	

# A Proofs of Selected Theorems

The text version of Appendix A, Proofs of Selected Theorems, is available at *CengageBrain.com*. Also, to enhance your study of calculus, each proof is available in video format at *LarsonCalculus.com*. At this website, you can watch videos of Bruce Edwards explaining each proof in the text and in Appendix A. To access a video, visit the website at *LarsonCalculus.com* or scan the code near the proof or the proof's reference.

## Sample Video: Bruce Edwards's Proof of the Power Rule at *LarsonCalculus.com*

### The Power Rule

Before proving the next rule, it is important to review the procedure for expanding a binomial.

$$\begin{aligned}(x + \Delta x)^2 &= x^2 + 2x\Delta x + (\Delta x)^2 \\(x + \Delta x)^3 &= x^3 + 3x^2\Delta x + 3x(\Delta x)^2 + (\Delta x)^3 \\(x + \Delta x)^4 &= x^4 + 4x^3\Delta x + 6x^2(\Delta x)^2 + 4x(\Delta x)^3 + (\Delta x)^4 \\(x + \Delta x)^5 &= x^5 + 5x^4\Delta x + 10x^3(\Delta x)^2 + 10x^2(\Delta x)^3 + 5x(\Delta x)^4 + (\Delta x)^5\end{aligned}$$

The general binomial expansion for a positive integer  $n$  is

$$(x + \Delta x)^n = x^n + nx^{n-1}(\Delta x) + \underbrace{\frac{n(n-1)x^{n-2}}{2}(\Delta x)^2 + \dots + (\Delta x)^n}_{(\Delta x)^2 \text{ is a factor of these terms.}}$$

This binomial expansion is used in proving a special case of the Power Rule.

#### THEOREM 2.3 The Power Rule

If  $n$  is a rational number, then the function  $f(x) = x^n$  is differentiable and

$$\frac{d}{dx}[x^n] = nx^{n-1}.$$

For  $f$  to be differentiable at  $x = 0$ ,  $n$  must be a number such that  $x^{n-1}$  is defined on an interval containing 0.



**Proof** If  $n$  is a positive integer greater than 1, then the binomial expansion produces

$$\begin{aligned}\frac{d}{dx}[x^n] &= \lim_{\Delta x \rightarrow 0} \frac{(x + \Delta x)^n - x^n}{\Delta x} \\&= \lim_{\Delta x \rightarrow 0} \frac{x^n + nx^{n-1}(\Delta x) + \frac{n(n-1)}{2}x^{n-2}(\Delta x)^2 + \dots + (\Delta x)^n - x^n}{\Delta x} \\&= \lim_{\Delta x \rightarrow 0} \left[ nx^{n-1} + \frac{n(n-1)}{2}x^{n-2}(\Delta x) + \dots + (\Delta x)^{n-1} \right] \\&= nx^{n-1} + 0 + \dots + 0 \\&= nx^{n-1}.\end{aligned}$$

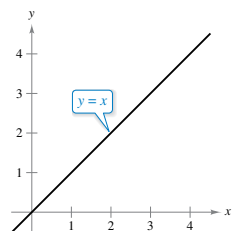
This proves the case for which  $n$  is a positive integer greater than 1. The case for  $n = 1$ , Example 7 in Section 2.3 p. 109, and the case for  $n$  a negative integer. In Exercise 73 in Section 2.5, you are asked to prove the case for  $n$  a rational number. (In Section 5.5, the Power Rule will be proved for all real numbers  $n$ .)

When using the Power Rule, the case for  $n = 1$  is a separate differentiation rule. That is,

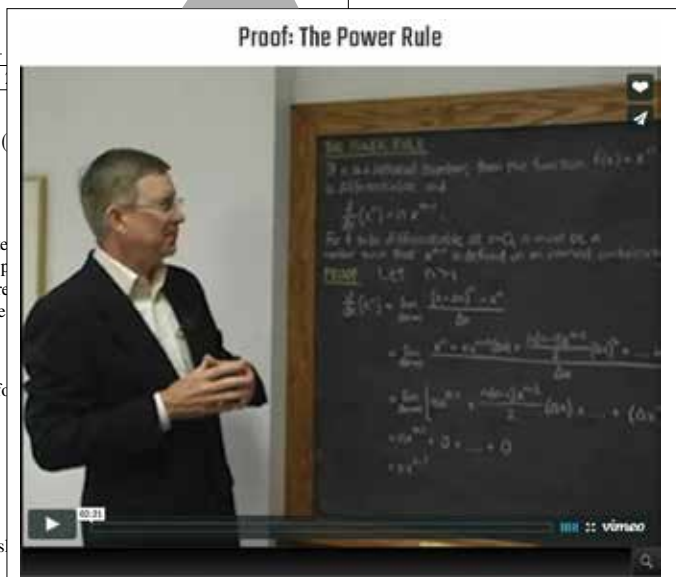
$$\frac{d}{dx}[x] = 1.$$

This rule is consistent with the fact that the slope of the line  $y = x$  is 1. (See Figure 2.15.)

**REMARK** From Example 7 in Section 2.1, you know that the function  $f(x) = x^{1/3}$  is defined at  $x = 0$  but is not differentiable at  $x = 0$ . This is because  $x^{-2/3}$  is not defined on an interval containing 0.



The slope of the line  $y = x$  is 1. **Figure 2.15**



# B Integration Tables

## Forms Involving $u^n$

$$1. \int u^n du = \frac{u^{n+1}}{n+1} + C, \quad n \neq -1$$

$$2. \int \frac{1}{u} du = \ln|u| + C$$

## Forms Involving $a + bu$

$$3. \int \frac{u}{a+bu} du = \frac{1}{b^2}(bu - a \ln|a+bu|) + C$$

$$4. \int \frac{u}{(a+bu)^2} du = \frac{1}{b^2} \left( \frac{a}{a+bu} + \ln|a+bu| \right) + C$$

$$5. \int \frac{u}{(a+bu)^n} du = \frac{1}{b^2} \left[ \frac{-1}{(n-2)(a+bu)^{n-2}} + \frac{a}{(n-1)(a+bu)^{n-1}} \right] + C, \quad n \neq 1, 2$$

$$6. \int \frac{u^2}{a+bu} du = \frac{1}{b^3} \left[ -\frac{bu}{2}(2a-bu) + a^2 \ln|a+bu| \right] + C$$

$$7. \int \frac{u^2}{(a+bu)^2} du = \frac{1}{b^3} \left( bu - \frac{a^2}{a+bu} - 2a \ln|a+bu| \right) + C$$

$$8. \int \frac{u^2}{(a+bu)^3} du = \frac{1}{b^3} \left[ \frac{2a}{a+bu} - \frac{a^2}{2(a+bu)^2} + \ln|a+bu| \right] + C$$

$$9. \int \frac{u^2}{(a+bu)^n} du = \frac{1}{b^3} \left[ \frac{-1}{(n-3)(a+bu)^{n-3}} + \frac{2a}{(n-2)(a+bu)^{n-2}} - \frac{a^2}{(n-1)(a+bu)^{n-1}} \right] + C, \quad n \neq 1, 2, 3$$

$$10. \int \frac{1}{u(a+bu)} du = \frac{1}{a} \ln \left| \frac{u}{a+bu} \right| + C$$

$$11. \int \frac{1}{u(a+bu)^2} du = \frac{1}{a} \left( \frac{1}{a+bu} + \frac{1}{a} \ln \left| \frac{u}{a+bu} \right| \right) + C$$

$$12. \int \frac{1}{u^2(a+bu)} du = -\frac{1}{a} \left( \frac{1}{u} + \frac{b}{a} \ln \left| \frac{u}{a+bu} \right| \right) + C$$

$$13. \int \frac{1}{u^2(a+bu)^2} du = -\frac{1}{a^2} \left[ \frac{a+2bu}{u(a+bu)} + \frac{2b}{a} \ln \left| \frac{u}{a+bu} \right| \right] + C$$

## Forms Involving $a + bu + cu^2, b^2 \neq 4ac$

$$14. \int \frac{1}{a+bu+cu^2} du = \begin{cases} \frac{2}{\sqrt{4ac-b^2}} \arctan \frac{2cu+b}{\sqrt{4ac-b^2}} + C, & b^2 < 4ac \\ \frac{1}{\sqrt{b^2-4ac}} \ln \left| \frac{2cu+b-\sqrt{b^2-4ac}}{2cu+b+\sqrt{b^2-4ac}} \right| + C, & b^2 > 4ac \end{cases}$$

$$15. \int \frac{u}{a+bu+cu^2} du = \frac{1}{2c} \left( \ln|a+bu+cu^2| - b \int \frac{1}{a+bu+cu^2} du \right)$$

## Forms Involving $\sqrt{a+bu}$

$$16. \int u^n \sqrt{a+bu} du = \frac{2}{b(2n+3)} \left[ u^n (a+bu)^{3/2} - na \int u^{n-1} \sqrt{a+bu} du \right]$$

$$17. \int \frac{1}{u\sqrt{a+bu}} du = \begin{cases} \frac{1}{\sqrt{a}} \ln \left| \frac{\sqrt{a+bu} - \sqrt{a}}{\sqrt{a+bu} + \sqrt{a}} \right| + C, & a > 0 \\ \frac{2}{\sqrt{-a}} \arctan \sqrt{\frac{a+bu}{-a}} + C, & a < 0 \end{cases}$$

$$18. \int \frac{1}{u^n \sqrt{a+bu}} du = \frac{-1}{a(n-1)} \left[ \frac{\sqrt{a+bu}}{u^{n-1}} + \frac{(2n-3)b}{2} \int \frac{1}{u^{n-1} \sqrt{a+bu}} du \right], \quad n \neq 1$$

**A4 Appendix B Integration Tables**

$$19. \int \frac{\sqrt{a+bu}}{u} du = 2\sqrt{a+bu} + a \int \frac{1}{u\sqrt{a+bu}} du$$

$$20. \int \frac{\sqrt{a+bu}}{u^n} du = \frac{-1}{a(n-1)} \left[ \frac{(a+bu)^{3/2}}{u^{n-1}} + \frac{(2n-5)b}{2} \int \frac{\sqrt{a+bu}}{u^{n-1}} du \right], n \neq 1$$

$$21. \int \frac{u}{\sqrt{a+bu}} du = \frac{-2(2a-bu)}{3b^2} \sqrt{a+bu} + C$$

$$22. \int \frac{u^n}{\sqrt{a+bu}} du = \frac{2}{(2n+1)b} \left( u^n \sqrt{a+bu} - na \int \frac{u^{n-1}}{\sqrt{a+bu}} du \right)$$

**Forms Involving  $a^2 \pm u^2$ ,  $a > 0$**

$$23. \int \frac{1}{a^2 + u^2} du = \frac{1}{a} \arctan \frac{u}{a} + C$$

$$24. \int \frac{1}{u^2 - a^2} du = - \int \frac{1}{a^2 - u^2} du = \frac{1}{2a} \ln \left| \frac{u-a}{u+a} \right| + C$$

$$25. \int \frac{1}{(a^2 \pm u^2)^n} du = \frac{1}{2a^2(n-1)} \left[ \frac{u}{(a^2 \pm u^2)^{n-1}} + (2n-3) \int \frac{1}{(a^2 \pm u^2)^{n-1}} du \right], n \neq 1$$

**Forms Involving  $\sqrt{u^2 \pm a^2}$ ,  $a > 0$**

$$26. \int \sqrt{u^2 \pm a^2} du = \frac{1}{2} (u\sqrt{u^2 \pm a^2} \pm a^2 \ln |u + \sqrt{u^2 \pm a^2}|) + C$$

$$27. \int u^2 \sqrt{u^2 \pm a^2} du = \frac{1}{8} [u(2u^2 \pm a^2)\sqrt{u^2 \pm a^2} - a^4 \ln |u + \sqrt{u^2 \pm a^2}|] + C$$

$$28. \int \frac{\sqrt{u^2 + a^2}}{u} du = \sqrt{u^2 + a^2} - a \ln \left| \frac{a + \sqrt{u^2 + a^2}}{u} \right| + C$$

$$29. \int \frac{\sqrt{u^2 - a^2}}{u} du = \sqrt{u^2 - a^2} - a \operatorname{arcsec} \frac{|u|}{a} + C$$

$$30. \int \frac{\sqrt{u^2 \pm a^2}}{u^2} du = \frac{-\sqrt{u^2 \pm a^2}}{u} + \ln |u + \sqrt{u^2 \pm a^2}| + C$$

$$31. \int \frac{1}{\sqrt{u^2 \pm a^2}} du = \ln |u + \sqrt{u^2 \pm a^2}| + C$$

$$32. \int \frac{1}{u\sqrt{u^2 + a^2}} du = \frac{-1}{a} \ln \left| \frac{a + \sqrt{u^2 + a^2}}{u} \right| + C$$

$$33. \int \frac{1}{u\sqrt{u^2 - a^2}} du = \frac{1}{a} \operatorname{arcsec} \frac{|u|}{a} + C$$

$$34. \int \frac{u^2}{\sqrt{u^2 \pm a^2}} du = \frac{1}{2} (u\sqrt{u^2 \pm a^2} \mp a^2 \ln |u + \sqrt{u^2 \pm a^2}|) + C$$

$$35. \int \frac{1}{u^2 \sqrt{u^2 \pm a^2}} du = \mp \frac{\sqrt{u^2 \pm a^2}}{a^2 u} + C$$

$$36. \int \frac{1}{(u^2 \pm a^2)^{3/2}} du = \frac{\pm u}{a^2 \sqrt{u^2 \pm a^2}} + C$$

**Forms Involving  $\sqrt{a^2 - u^2}$ ,  $a > 0$**

$$37. \int \sqrt{a^2 - u^2} du = \frac{1}{2} \left( u\sqrt{a^2 - u^2} + a^2 \arcsin \frac{u}{a} \right) + C$$

$$38. \int u^2 \sqrt{a^2 - u^2} du = \frac{1}{8} \left[ u(2u^2 - a^2)\sqrt{a^2 - u^2} + a^4 \arcsin \frac{u}{a} \right] + C$$

$$39. \int \frac{\sqrt{a^2 - u^2}}{u} du = \sqrt{a^2 - u^2} - a \ln \left| \frac{a + \sqrt{a^2 - u^2}}{u} \right| + C \quad 40. \int \frac{\sqrt{a^2 - u^2}}{u^2} du = \frac{-\sqrt{a^2 - u^2}}{u} - \arcsin \frac{u}{a} + C$$

$$41. \int \frac{1}{\sqrt{a^2 - u^2}} du = \arcsin \frac{u}{a} + C \quad 42. \int \frac{1}{u\sqrt{a^2 - u^2}} du = \frac{-1}{a} \ln \left| \frac{a + \sqrt{a^2 - u^2}}{u} \right| + C$$

$$43. \int \frac{u^2}{\sqrt{a^2 - u^2}} du = \frac{1}{2} \left( -u\sqrt{a^2 - u^2} + a^2 \arcsin \frac{u}{a} \right) + C \quad 44. \int \frac{1}{u^2\sqrt{a^2 - u^2}} du = \frac{-\sqrt{a^2 - u^2}}{a^2 u} + C$$

$$45. \int \frac{1}{(a^2 - u^2)^{3/2}} du = \frac{u}{a^2 \sqrt{a^2 - u^2}} + C$$

### Forms Involving $\sin u$ or $\cos u$

$$46. \int \sin u du = -\cos u + C$$

$$47. \int \cos u du = \sin u + C$$

$$48. \int \sin^2 u du = \frac{1}{2}(u - \sin u \cos u) + C$$

$$49. \int \cos^2 u du = \frac{1}{2}(u + \sin u \cos u) + C$$

$$50. \int \sin^n u du = -\frac{\sin^{n-1} u \cos u}{n} + \frac{n-1}{n} \int \sin^{n-2} u du$$

$$51. \int \cos^n u du = \frac{\cos^{n-1} u \sin u}{n} + \frac{n-1}{n} \int \cos^{n-2} u du$$

$$52. \int u \sin u du = \sin u - u \cos u + C$$

$$53. \int u \cos u du = \cos u + u \sin u + C$$

$$54. \int u^n \sin u du = -u^n \cos u + n \int u^{n-1} \cos u du$$

$$55. \int u^n \cos u du = u^n \sin u - n \int u^{n-1} \sin u du$$

$$56. \int \frac{1}{1 \pm \sin u} du = \tan u \mp \sec u + C$$

$$57. \int \frac{1}{1 \pm \cos u} du = -\cot u \pm \csc u + C$$

$$58. \int \frac{1}{\sin u \cos u} du = \ln |\tan u| + C$$

### Forms Involving $\tan u$ , $\cot u$ , $\sec u$ , or $\csc u$

$$59. \int \tan u du = -\ln |\cos u| + C$$

$$60. \int \cot u du = \ln |\sin u| + C$$

$$61. \int \sec u du = \ln |\sec u + \tan u| + C$$

$$62. \int \csc u du = \ln |\csc u - \cot u| + C \quad \text{or} \quad \int \csc u du = -\ln |\csc u + \cot u| + C$$

$$63. \int \tan^2 u du = -u + \tan u + C$$

$$64. \int \cot^2 u du = -u - \cot u + C$$

$$65. \int \sec^2 u du = \tan u + C$$

$$66. \int \csc^2 u du = -\cot u + C$$

$$67. \int \tan^n u du = \frac{\tan^{n-1} u}{n-1} - \int \tan^{n-2} u du, \quad n \neq 1$$

$$68. \int \cot^n u du = -\frac{\cot^{n-1} u}{n-1} - \int \cot^{n-2} u du, \quad n \neq 1$$

$$69. \int \sec^n u du = \frac{\sec^{n-2} u \tan u}{n-1} + \frac{n-2}{n-1} \int \sec^{n-2} u du, \quad n \neq 1$$

$$70. \int \csc^n u du = -\frac{\csc^{n-2} u \cot u}{n-1} + \frac{n-2}{n-1} \int \csc^{n-2} u du, \quad n \neq 1$$



$$71. \int \frac{1}{1 \pm \tan u} du = \frac{1}{2}(u \pm \ln|\cos u \pm \sin u|) + C$$

$$72. \int \frac{1}{1 \pm \cot u} du = \frac{1}{2}(u \mp \ln|\sin u \pm \cos u|) + C$$

$$73. \int \frac{1}{1 \pm \sec u} du = u + \cot u \mp \csc u + C$$

$$74. \int \frac{1}{1 \pm \csc u} du = u - \tan u \pm \sec u + C$$

**Forms Involving Inverse Trigonometric Functions**

$$75. \int \arcsin u du = u \arcsin u + \sqrt{1-u^2} + C$$

$$76. \int \arccos u du = u \arccos u - \sqrt{1-u^2} + C$$

$$77. \int \arctan u du = u \arctan u - \ln\sqrt{1+u^2} + C$$

$$78. \int \operatorname{arccot} u du = u \operatorname{arccot} u + \ln\sqrt{1+u^2} + C$$

$$79. \int \operatorname{arcsec} u du = u \operatorname{arcsec} u - \ln|u + \sqrt{u^2-1}| + C$$

$$80. \int \operatorname{arccsc} u du = u \operatorname{arccsc} u + \ln|u + \sqrt{u^2-1}| + C$$

**Forms Involving  $e^u$**

$$81. \int e^u du = e^u + C$$

$$82. \int ue^u du = (u-1)e^u + C$$

$$83. \int u^n e^u du = u^n e^u - n \int u^{n-1} e^u du$$

$$84. \int \frac{1}{1+e^u} du = u - \ln(1+e^u) + C$$

$$85. \int e^{au} \sin bu du = \frac{e^{au}}{a^2+b^2}(a \sin bu - b \cos bu) + C$$

$$86. \int e^{au} \cos bu du = \frac{e^{au}}{a^2+b^2}(a \cos bu + b \sin bu) + C$$

**Forms Involving  $\ln u$**

$$87. \int \ln u du = u(-1 + \ln u) + C$$

$$88. \int u \ln u du = \frac{u^2}{4}(-1 + 2 \ln u) + C$$

$$89. \int u^n \ln u du = \frac{u^{n+1}}{(n+1)^2}[-1 + (n+1)\ln u] + C, n \neq -1$$

$$90. \int (\ln u)^2 du = u[2 - 2 \ln u + (\ln u)^2] + C$$

$$91. \int (\ln u)^n du = u(\ln u)^n - n \int (\ln u)^{n-1} du$$

**Forms Involving Hyperbolic Functions**

$$92. \int \cosh u du = \sinh u + C$$

$$93. \int \sinh u du = \cosh u + C$$

$$94. \int \operatorname{sech}^2 u du = \tanh u + C$$

$$95. \int \operatorname{csch}^2 u du = -\operatorname{coth} u + C$$

$$96. \int \operatorname{sech} u \tanh u du = -\operatorname{sech} u + C$$

$$97. \int \operatorname{csch} u \operatorname{coth} u du = -\operatorname{csch} u + C$$

**Forms Involving Inverse Hyperbolic Functions (in logarithmic form)**

$$98. \int \frac{du}{\sqrt{u^2 \pm a^2}} = \ln(u + \sqrt{u^2 \pm a^2}) + C$$

$$99. \int \frac{du}{a^2 - u^2} = \frac{1}{2a} \ln \left| \frac{a+u}{a-u} \right| + C$$

$$100. \int \frac{du}{u\sqrt{a^2 \pm u^2}} = -\frac{1}{a} \ln \frac{a + \sqrt{a^2 \pm u^2}}{|u|} + C$$

# Answers to Odd-Numbered Exercises

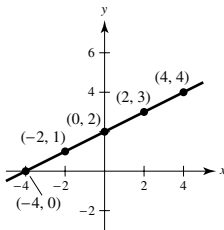
## Chapter P

### Section P.1 (page 8)

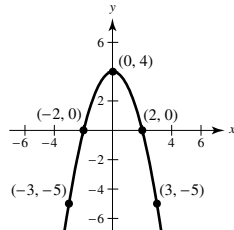
1. To find the  $x$ -intercepts of the graph of an equation, let  $y$  be zero and solve the equation for  $x$ . To find the  $y$ -intercepts of the graph of an equation, let  $x$  be zero and solve the equation for  $y$ .

3. b    4. d    5. a    6. c

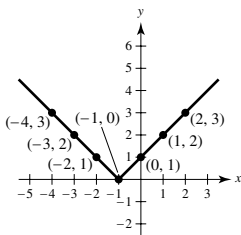
7.



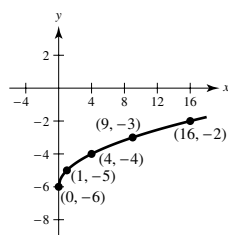
9.



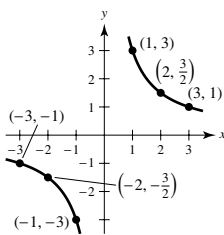
11.



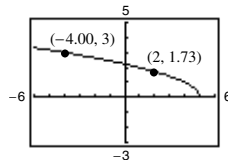
13.



15.



17.



(a)  $y \approx 1.73$     (b)  $x = -4$

19.  $(0, -5)$ ,  $(\frac{5}{2}, 0)$     21.  $(0, -2)$ ,  $(-2, 0)$ ,  $(1, 0)$

23.  $(0, 0)$ ,  $(4, 0)$ ,  $(-4, 0)$     25.  $(0, 2)$ ,  $(4, 0)$     27.  $(0, 0)$

29. Symmetric with respect to the  $y$ -axis

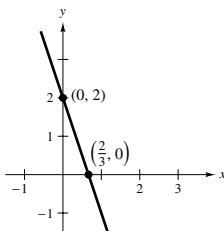
31. Symmetric with respect to the  $x$ -axis

33. Symmetric with respect to the origin    35. No symmetry

37. Symmetric with respect to the origin

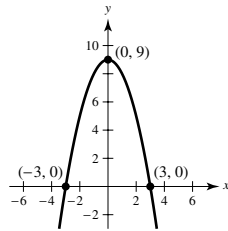
39. Symmetric with respect to the  $y$ -axis

41.



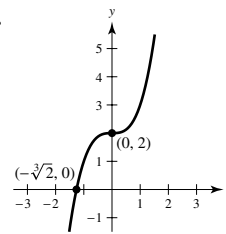
Symmetry: none

43.



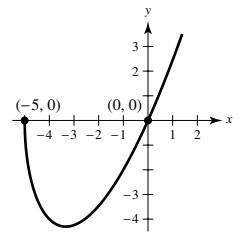
Symmetry:  $y$ -axis

45.



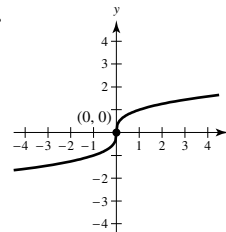
Symmetry: none

47.



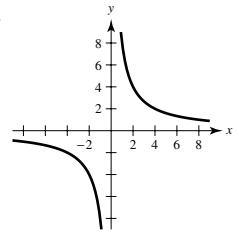
Symmetry: none

49.



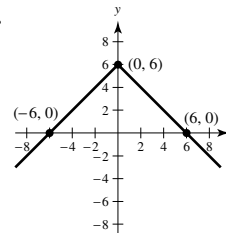
Symmetry: origin

51.



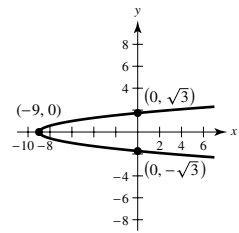
Symmetry: origin

53.



Symmetry:  $y$ -axis

55.

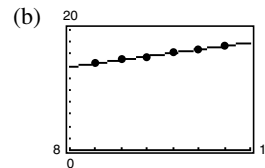


Symmetry:  $x$ -axis

57.  $(3, 5)$     59.  $(-4, -1)$ ,  $(1, 14)$     61.  $(-1, -2)$ ,  $(2, 1)$

63.  $(-1, -5)$ ,  $(0, -1)$ ,  $(2, 1)$     65.  $(-2, 2)$ ,  $(-3, \sqrt{3})$

67. (a)  $y = 0.58t + 9.2$



The model is a good fit for the data.

(c) \$23.1 trillion

69. 4480 units

71. Answers will vary. Sample answer:

$$y = (2x + 3)(x - 4)(2x - 5)$$

73. Yes. Assume that the graph has  $x$ -axis and origin symmetry.

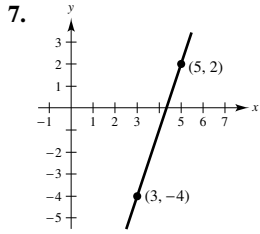
If  $(x, y)$  is on the graph, so is  $(x, -y)$  by  $x$ -axis symmetry. Because  $(x, -y)$  is on the graph, then so is  $(-x, -(-y)) = (-x, y)$  by origin symmetry. Therefore, the graph is symmetric with respect to the  $y$ -axis. The argument is similar for  $y$ -axis and origin symmetry.

75. False.  $(4, -5)$  is not a point on the graph of  $x = y^2 - 29$ .

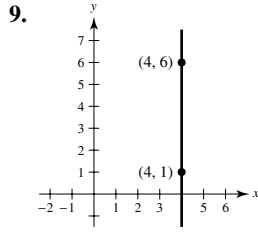
77. True

### Section P.2 (page 16)

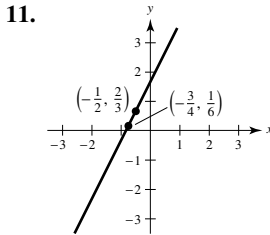
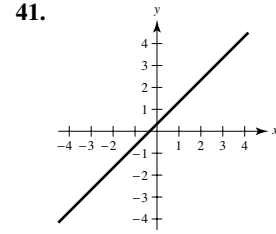
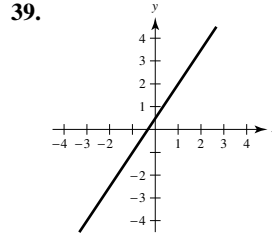
1. Slope;  $y$ -intercept    3.  $m = 2$     5.  $m = -1$



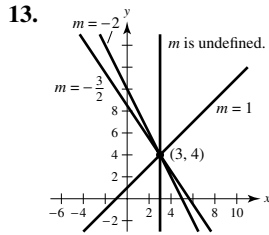
$m = 3$



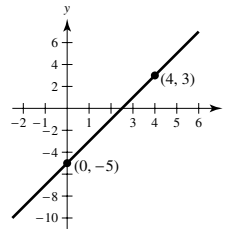
$m$  is undefined.



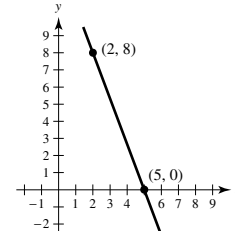
$m = 2$



43.  $2x - y - 5 = 0$



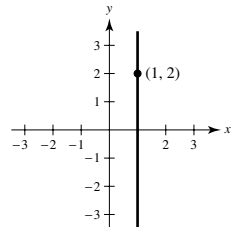
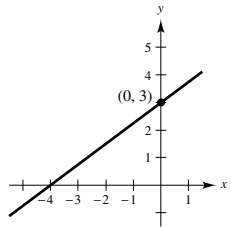
45.  $8x + 3y - 40 = 0$



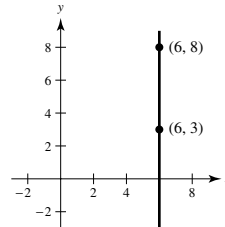
15. Answers will vary. Sample answers: (0, 2), (1, 2), (5, 2)

17. Answers will vary. Sample answers: (0, 10), (2, 4), (3, 1)

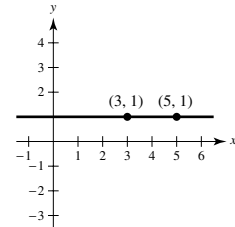
19.  $3x - 4y + 12 = 0$       21.  $x = 1$



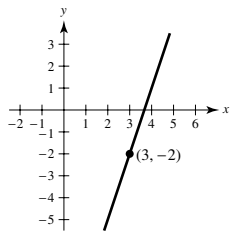
47.  $x - 6 = 0$



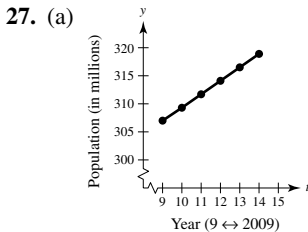
49.  $y - 1 = 0$



23.  $3x - y - 11 = 0$



25. 12 ft

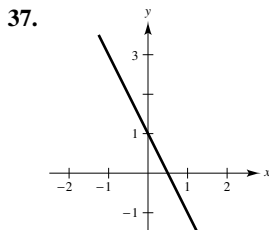
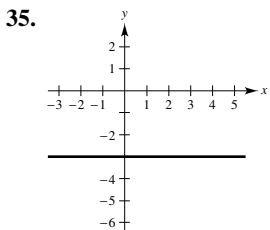


From 2009 to 2010

(b) 2.38 million people per year      (c) 345.1 million people

29.  $m = 4$ , (0, -3)      31.  $m = -5$ , (0, 20)

33.  $m$  is undefined, no  $y$ -intercept



51.  $y = \left(\frac{1-b}{3}\right)x + b$       53.  $3x + 2y - 6 = 0$

55.  $x + 2y - 5 = 0$       57. (a)  $x + 7 = 0$       (b)  $y + 2 = 0$

59. (a)  $x + y + 1 = 0$       (b)  $x - y + 5 = 0$

61. (a)  $40x - 24y - 9 = 0$       (b)  $24x + 40y - 53 = 0$

63.  $V = 250t + 350$       65. Not collinear, because  $m_1 \neq m_2$

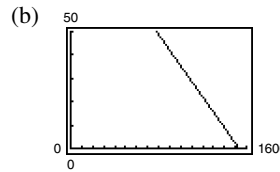
67. The adjacent line segments are perpendicular and each line segment has a length of  $\sqrt{8} = 2\sqrt{2}$  units.

69.  $12y + 5x - 169 = 0$

71. (a)  $\left(0, \frac{-a^2 + b^2 + c^2}{2c}\right)$       (b)  $\left(\frac{b}{3}, \frac{c}{3}\right)$

73.  $5F - 9C - 160 = 0$ ;  $72^\circ\text{F} \approx 22.2^\circ\text{C}$

75. (a)  $x = (1530 - p)/15$



45 units

(c) 49 units

77. Proof      79.  $\frac{5\sqrt{2}}{2}$       81-83. Proofs      85. True

**Section P.3** (page 27)

1. A relation between two sets  $X$  and  $Y$  is a set of ordered pairs of the form  $(x, y)$ , where  $x$  is a member of  $X$  and  $y$  is a member of  $Y$ .

A function from  $X$  to  $Y$  is a relation between  $X$  and  $Y$  that has the property that any two ordered pairs with the same  $x$ -value also have the same  $y$ -value.

3. Vertical shifts, horizontal shifts, reflections

5. (a)  $-2$  (b)  $13$  (c)  $3b - 2$  (d)  $3x - 5$   
 7. (a)  $2\sqrt{2}$  (b)  $\sqrt{13}$  (c)  $2\sqrt{2}$   
 (d)  $\sqrt{x^2 + 2bx^2 + b^2x^2 + 4}$

9. (a)  $5$  (b)  $0$  (c)  $1$  (d)  $4 + 2t - t^2$

11.  $3x^2 + 3x\Delta x + (\Delta x)^2, \Delta x \neq 0$

13. Domain:  $(-\infty, \infty)$ ; Range:  $[0, \infty)$

15. Domain:  $(-\infty, \infty)$ ; Range:  $(-\infty, \infty)$

17. Domain:  $[0, \infty)$ ; Range:  $[0, \infty)$

19. Domain:  $[-4, 4]$ ; Range:  $[0, 4]$

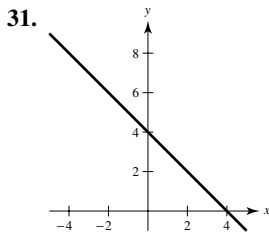
21. Domain:  $(-\infty, 0) \cup (0, \infty)$ ; Range:  $(-\infty, 0) \cup (0, \infty)$

23. Domain:  $[0, 1]$

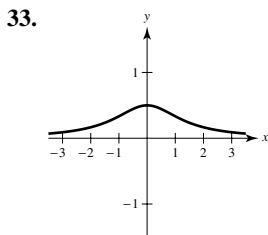
25. Domain:  $(-\infty, -3) \cup (-3, \infty)$

27. (a)  $-1$  (b)  $2$  (c)  $6$  (d)  $2t^2 + 4$   
 Domain:  $(-\infty, \infty)$ ; Range:  $(-\infty, 1) \cup [2, \infty)$

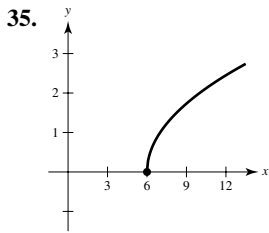
29. (a)  $4$  (b)  $0$  (c)  $-2$  (d)  $-b^2$   
 Domain:  $(-\infty, \infty)$ ; Range:  $(-\infty, 0] \cup [1, \infty)$



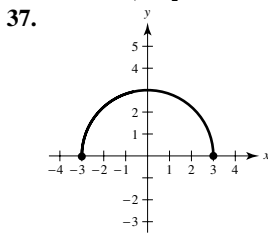
Domain:  $(-\infty, \infty)$   
 Range:  $(-\infty, \infty)$



Domain:  $(-\infty, \infty)$   
 Range:  $(0, \frac{1}{2}]$



Domain:  $[6, \infty)$   
 Range:  $[0, \infty)$

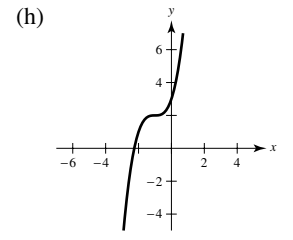
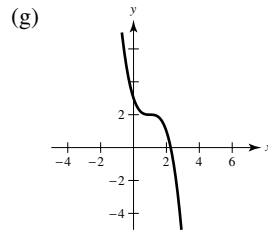
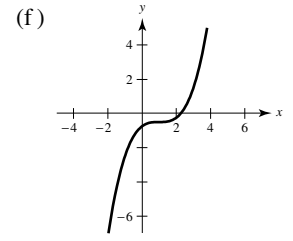
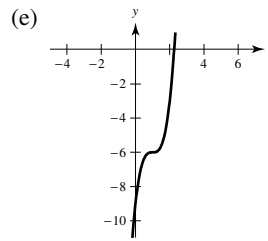
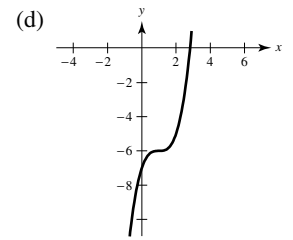
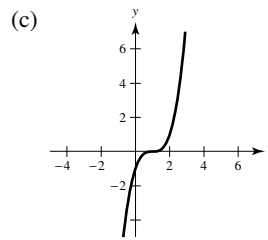
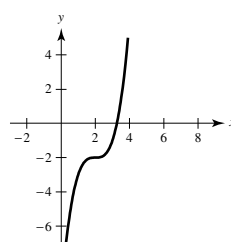
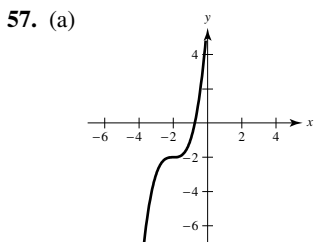


Domain:  $[-3, 3]$   
 Range:  $[0, 3]$

39.  $y$  is not a function of  $x$ . 41.  $y$  is a function of  $x$ .  
 43.  $y$  is not a function of  $x$ . 45.  $y$  is not a function of  $x$ .  
 47. Horizontal shift to the right two units  
 $y = \sqrt{x - 2}$

49. Horizontal shift to the right two units and vertical shift down one unit  
 $y = (x - 2)^2 - 1$

51.  $d$  52.  $b$  53.  $c$  54.  $a$  55.  $e$  56.  $g$



59. (a)  $-x - 1$  (b)  $5x - 9$   
 (c)  $-6x^2 + 23x - 20$  (d)  $\frac{2x - 5}{4 - 3x}$

61. (a)  $0$  (b)  $0$  (c)  $-1$  (d)  $\sqrt{15}$   
 (e)  $\sqrt{x^2 - 1}$  (f)  $x - 1 (x \geq 0)$

63.  $(f \circ g)(x) = x$ ; Domain:  $[0, \infty)$   
 $(g \circ f)(x) = |x|$ ; Domain:  $(-\infty, \infty)$   
 No, their domains are different.

65.  $(f \circ g)(x) = \frac{3}{x^2 - 1}$ ; Domain:  $(-\infty, -1) \cup (-1, 1) \cup (1, \infty)$   
 $(g \circ f)(x) = \frac{9}{x^2} - 1$ ; Domain:  $(-\infty, 0) \cup (0, \infty)$

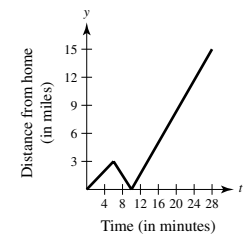
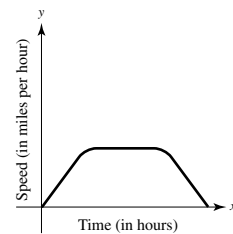
- No  
 67. (a)  $4$  (b)  $-2$   
 (c) Undefined. The graph of  $g$  does not exist at  $x = -5$ .  
 (d)  $3$  (e)  $2$   
 (f) Undefined. The graph of  $f$  does not exist at  $x = -4$ .

69. Answers will vary.  
 Sample answer:  $f(x) = \sqrt{x}$ ;  $g(x) = x - 2$ ;  $h(x) = 2x$

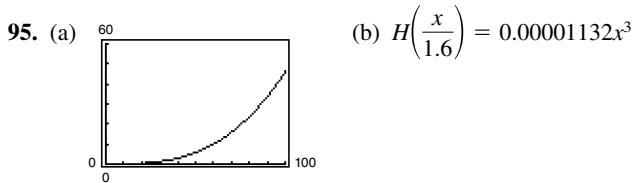
71. (a)  $(\frac{3}{2}, 4)$  (b)  $(\frac{3}{2}, -4)$   
 73.  $f$  is even.  $g$  is neither even nor odd.  $h$  is odd.

75. Even; zeros:  $x = -2, 0, 2$  77. Neither; zeros:  $x = 0$   
 79.  $f(x) = -5x - 6, -2 \leq x \leq 0$  81.  $y = -\sqrt{-x}$

83. Answers will vary. 85. Answers will vary.  
 Sample answer: Sample answer:



87.  $c = 25$   
 89. No. A graph of a function that is intersected by a horizontal line more than once would mean that there is more than one  $x$ -value corresponding to the same  $y$ -value.  
 91. No. Consider  $y = x^3 + x + 2$ .  
 $f(-x) \neq -f(x)$   
 This is an odd-degree function that is not odd.  
 93. (a)  $T(4) = 16^\circ\text{C}$ ,  $T(15) \approx 23^\circ\text{C}$   
 (b) The changes in temperature occur 1 hour later.  
 (c) The temperatures are  $1^\circ$  lower.



- 97–99. Proofs    101.  $L = \sqrt{x^2 + \left(\frac{2x}{x-3}\right)^2}$   
 103. False. For example, if  $f(x) = x^2$ , then  $f(-1) = f(1)$ .  
 105. True  
 107. False.  $f(x) = 0$  is symmetric with respect to the  $x$ -axis.  
 109. Putnam Problem A1, 1988

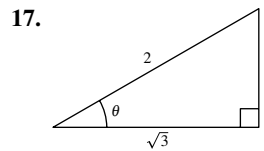
**Section P.4 (page 38)**

1. In general, if  $\theta$  is any angle, then the angle  $\theta + n(360^\circ)$ ,  $n$  is a nonzero integer, is coterminal with  $\theta$ .  
 3.  $\sin \theta = \frac{7}{25}$   
 $\cos \theta = \frac{24}{25}$   
 $\tan \theta = \frac{7}{24}$   
 5. (a)  $396^\circ, -324^\circ$     (b)  $240^\circ, -480^\circ$   
 7. (a)  $\frac{19\pi}{9}, -\frac{17\pi}{9}$     (b)  $\frac{10\pi}{3}, -\frac{2\pi}{3}$   
 9. (a)  $\frac{\pi}{6}; 0.524$     (b)  $\frac{5\pi}{6}; 2.618$   
 (c)  $\frac{7\pi}{4}; 5.498$     (d)  $\frac{2\pi}{3}; 2.094$   
 11. (a)  $270^\circ$     (b)  $210^\circ$     (c)  $-105^\circ$     (d)  $-135.62^\circ$

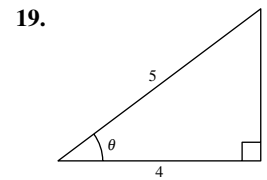
13.

$r$	8 ft	15 in.	85 cm	24 in.	$\frac{12,963}{\pi}$ mi
$s$	12 ft	24 in.	$63.75\pi$ cm	96 in.	8642 mi
$\theta$	1.5	1.6	$\frac{3\pi}{4}$	4	$\frac{2\pi}{3}$

15. (a)  $\sin \theta = \frac{4}{5}$      $\csc \theta = \frac{5}{4}$     (b)  $\sin \theta = -\frac{5}{13}$      $\csc \theta = -\frac{13}{5}$   
 $\cos \theta = \frac{3}{5}$      $\sec \theta = \frac{5}{3}$      $\cos \theta = -\frac{12}{13}$      $\sec \theta = -\frac{13}{12}$   
 $\tan \theta = \frac{4}{3}$      $\cot \theta = \frac{3}{4}$      $\tan \theta = \frac{5}{12}$      $\cot \theta = \frac{12}{5}$

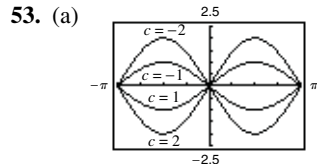


$$\begin{aligned} \cos \theta &= \frac{\sqrt{3}}{2} \\ \tan \theta &= \frac{\sqrt{3}}{3} \\ \csc \theta &= 2 \\ \sec \theta &= \frac{2\sqrt{3}}{3} \\ \cot \theta &= \sqrt{3} \end{aligned}$$

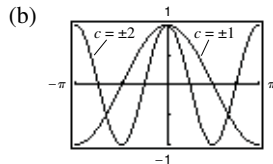


$$\begin{aligned} \sin \theta &= \frac{3}{5} \\ \tan \theta &= \frac{3}{4} \\ \csc \theta &= \frac{5}{3} \\ \sec \theta &= \frac{5}{4} \\ \cot \theta &= \frac{4}{3} \end{aligned}$$

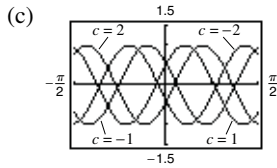
21. (a)  $\sin 60^\circ = \frac{\sqrt{3}}{2}$     (b)  $\sin 120^\circ = \frac{\sqrt{3}}{2}$   
 $\cos 60^\circ = \frac{1}{2}$      $\cos 120^\circ = -\frac{1}{2}$   
 $\tan 60^\circ = \sqrt{3}$      $\tan 120^\circ = -\sqrt{3}$   
 (c)  $\sin \frac{\pi}{4} = \frac{\sqrt{2}}{2}$     (d)  $\sin \frac{5\pi}{4} = -\frac{\sqrt{2}}{2}$   
 $\cos \frac{\pi}{4} = \frac{\sqrt{2}}{2}$      $\cos \frac{5\pi}{4} = -\frac{\sqrt{2}}{2}$   
 $\tan \frac{\pi}{4} = 1$      $\tan \frac{5\pi}{4} = 1$   
 23. (a)  $\sin 225^\circ = -\frac{\sqrt{2}}{2}$     (b)  $\sin(-225^\circ) = \frac{\sqrt{2}}{2}$   
 $\cos 225^\circ = -\frac{\sqrt{2}}{2}$      $\cos(-225^\circ) = -\frac{\sqrt{2}}{2}$   
 $\tan 225^\circ = 1$      $\tan(-225^\circ) = -1$   
 (c)  $\sin \frac{5\pi}{3} = -\frac{\sqrt{3}}{2}$     (d)  $\sin \frac{11\pi}{6} = -\frac{1}{2}$   
 $\cos \frac{5\pi}{3} = \frac{1}{2}$      $\cos \frac{11\pi}{6} = \frac{\sqrt{3}}{2}$   
 $\tan \frac{5\pi}{3} = -\sqrt{3}$      $\tan \frac{11\pi}{6} = -\frac{\sqrt{3}}{3}$   
 25. (a) 0.1736    (b) 5.7588    27. (a) 0.3640    (b) 0.3640  
 29. (a) Quadrant III    (b) Quadrant IV  
 31. (a)  $\theta = \frac{\pi}{4}, \frac{7\pi}{4}$     (b)  $\theta = \frac{3\pi}{4}, \frac{5\pi}{4}$   
 33. (a)  $\theta = \frac{\pi}{4}, \frac{5\pi}{4}$     (b)  $\theta = \frac{5\pi}{6}, \frac{11\pi}{6}$   
 35.  $\theta = \frac{\pi}{4}, \frac{3\pi}{4}, \frac{5\pi}{4}, \frac{7\pi}{4}$     37.  $\theta = 0, \frac{\pi}{4}, \pi, \frac{5\pi}{4}, 2\pi$   
 39.  $\theta = \frac{\pi}{3}, \frac{5\pi}{3}$     41.  $\theta = 0, \frac{\pi}{2}, \pi, 2\pi$     43. 5099 ft  
 45. Period:  $\pi$     47. Period:  $\frac{1}{2}$   
 Amplitude: 2    Amplitude: 3  
 49. Period:  $\frac{\pi}{2}$     51. Period:  $\frac{2\pi}{5}$



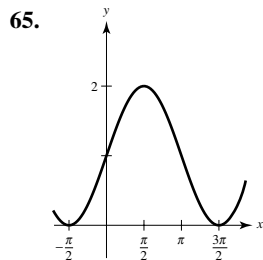
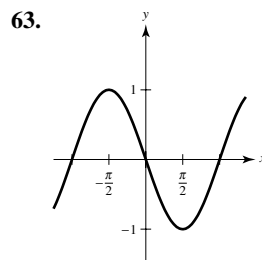
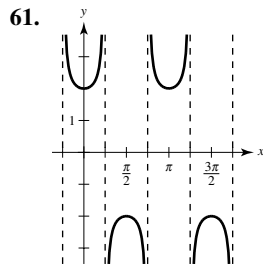
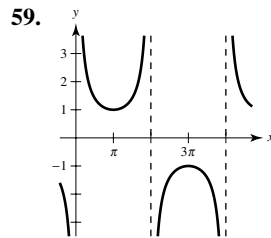
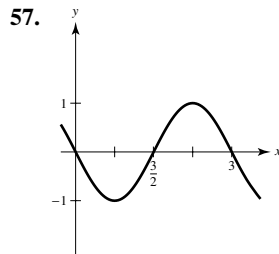
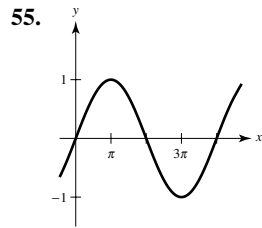
Change in amplitude



Change in period



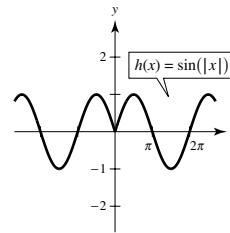
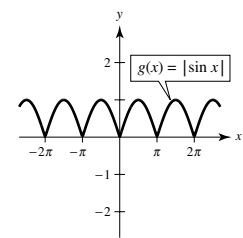
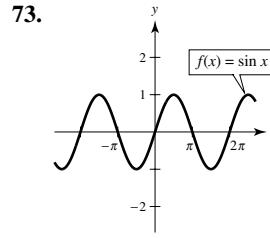
Horizontal translation



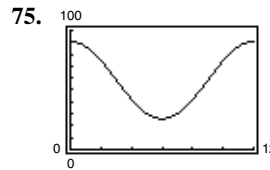
67.  $a = 3, b = \frac{1}{2}, c = \frac{\pi}{2}$

69. No. You can use  $1 + \tan^2 \theta = \sec^2 \theta$ , but you are unable to determine the sign.

71. The range of the cosine function is  $-1 \leq y \leq 1$ . The range of the secant function is  $y \leq -1$  or  $y \geq 1$ .



The graph of  $|f(x)|$  will reflect any parts of the graph of  $f(x)$  below the  $x$ -axis about the  $x$ -axis. The graph of  $f(|x|)$  will reflect the part of the graph of  $f(x)$  right of the  $y$ -axis about the  $y$ -axis.



January, November, December

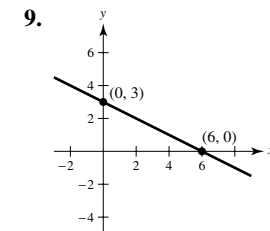
77. False.  $4\pi$  radians (not 4 radians) corresponds to two complete revolutions from the initial side to the terminal side of an angle.

79. False. The amplitude of the function  $y = \frac{1}{2} \sin 2x$  is one-half the amplitude of the function  $y = \sin x$ .

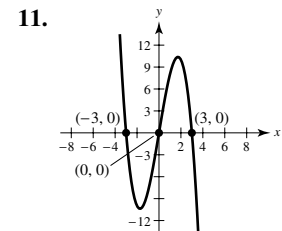
**Review Exercises for Chapter P (page 41)**

1.  $(\frac{8}{5}, 0), (0, -8)$     3.  $(3, 0), (0, \frac{3}{4})$     5. Not symmetric

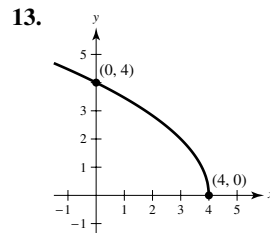
7. Symmetric with respect to the  $x$ -axis, the  $y$ -axis, and the origin



Symmetry: none

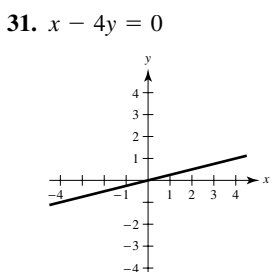
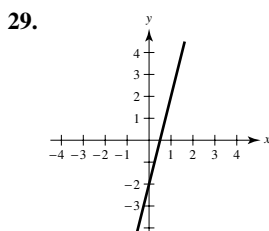
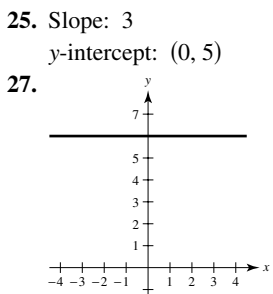
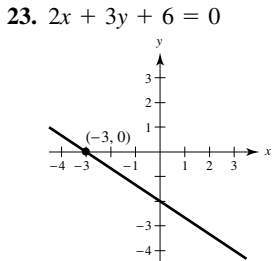
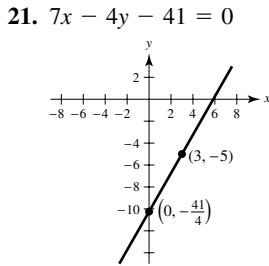
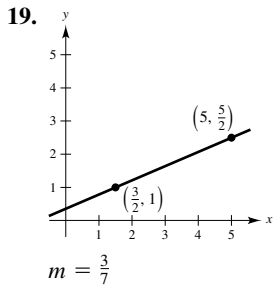


Symmetry: origin

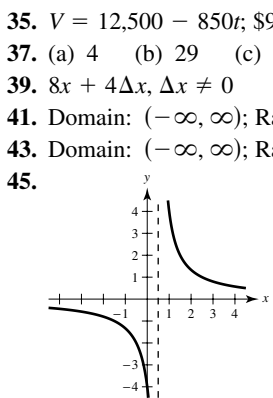


Symmetry: none

15.  $(-2, 3)$     17.  $(-2, 3), (3, 8)$

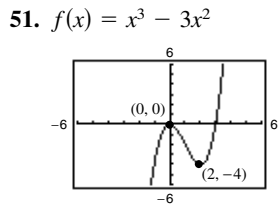


33. (a)  $7x - 16y + 101 = 0$   
 (b)  $5x - 3y + 30 = 0$   
 (c)  $4x - 3y + 27 = 0$   
 (d)  $x + 3 = 0$



Domain:  $(-\infty, \frac{1}{2}) \cup (\frac{1}{2}, \infty)$   
 Range:  $(-\infty, 0) \cup (0, \infty)$

47. Not a function      49. Function



- (a)  $g(x) = -x^3 + 3x^2 + 1$   
 (b)  $g(x) = (x - 2)^3 - 3(x - 2)^2 + 1$   
 53.  $f(g(x)) = -3x + 1$ ; Domain:  $(-\infty, \infty)$   
 $g(f(x)) = -3x - 1$ ; Domain:  $(-\infty, \infty)$   
 No

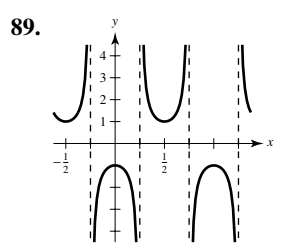
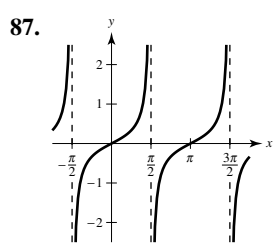
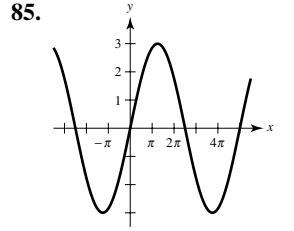
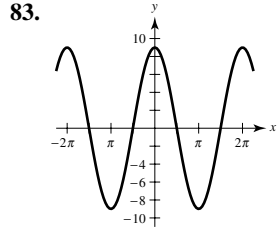
55. Even; zeros:  $x = -1, 0, 1$   
 57.  $\frac{17\pi}{9} \approx 5.934$       59.  $-\frac{8\pi}{3} \approx -8.378$

61.  $30^\circ$       63.  $-120^\circ$   
 65.  $\sin(-45^\circ) = -\frac{\sqrt{2}}{2}$       67.  $\sin \frac{13\pi}{6} = \frac{1}{2}$   
 $\cos(-45^\circ) = \frac{\sqrt{2}}{2}$        $\cos \frac{13\pi}{6} = \frac{\sqrt{3}}{2}$   
 $\tan(-45^\circ) = -1$        $\tan \frac{13\pi}{6} = \frac{\sqrt{3}}{3}$

69.  $\sin 405^\circ = \frac{\sqrt{2}}{2}$   
 $\cos 405^\circ = \frac{\sqrt{2}}{2}$   
 $\tan 405^\circ = 1$

71. 0.6494      73. 3.2361      75. -0.3420      77.  $\frac{2\pi}{3}, \frac{4\pi}{3}$

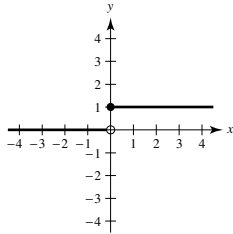
79.  $\frac{7\pi}{6}, \frac{3\pi}{2}, \frac{11\pi}{6}$       81.  $\frac{\pi}{3}, \pi, \frac{5\pi}{3}$



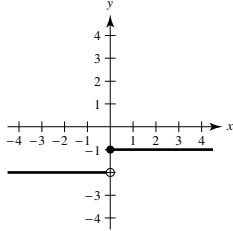
**P.S. Problem Solving (page 43)**

1. (a) Center: (3, 4); Radius: 5  
 (b)  $y = -\frac{3}{4}x$       (c)  $y = \frac{3}{4}x - \frac{9}{2}$       (d)  $(3, -\frac{9}{4})$

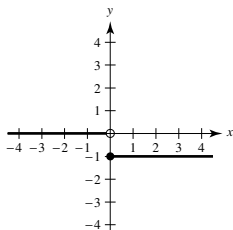
3.



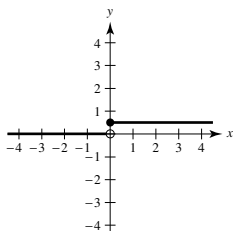
(a)



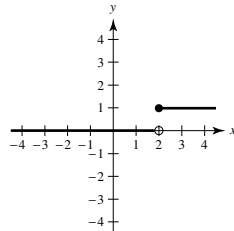
(c)



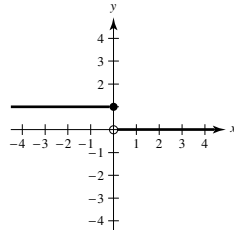
(e)



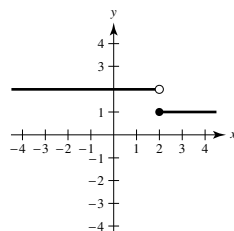
(b)



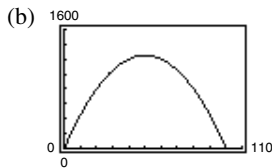
(d)



(f)



5. (a)  $A(x) = x\left(\frac{100-x}{2}\right)$ ; Domain:  $(0, 100)$



Dimensions 50 m  $\times$  25 m  
yield maximum area of  
1250 m<sup>2</sup>.

(c) 50 m  $\times$  25 m; Area = 1250 m<sup>2</sup>

7.  $T(x) = \frac{2\sqrt{4+x^2} + \sqrt{(3-x)^2+1}}{4}$

9. (a) 5, less (b) 3, greater (c) 4.1, less

(d)  $4+h$  (e) 4; Answers will vary.

11. (a) Domain:  $(-\infty, 1) \cup (1, \infty)$ ; Range:  $(-\infty, 0) \cup (0, \infty)$

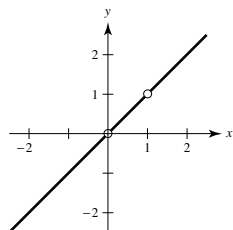
(b)  $f(f(x)) = \frac{x-1}{x}$

Domain:  $(-\infty, 0) \cup (0, 1) \cup (1, \infty)$

(c)  $f(f(f(x))) = x$

Domain:  $(-\infty, 0) \cup (0, 1) \cup (1, \infty)$

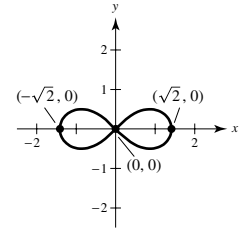
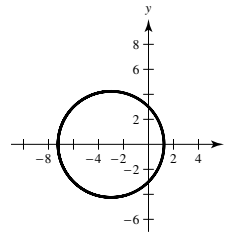
(d)



The graph is not a line  
because there are holes at  
 $x = 0$  and  $x = 1$ .

13. (a)  $x \approx 1.2426, -7.2426$  15. Proof

(b)  $(x+3)^2 + y^2 = 18$



## Chapter 1

### Section 1.1 (page 51)

1. Calculus is the mathematics of change. Precalculus mathematics is more static.

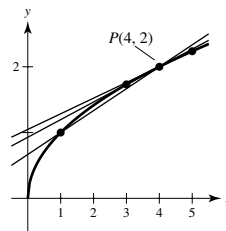
Answers will vary. Sample answer:

<b>Precalculus</b>	<b>Calculus</b>
Area of a rectangle	Area under a curve
Work done by a constant force	Work done by a variable force
Center of a rectangle	Centroid of a region

3. Precalculus: 300 ft

5. Calculus: Slope of the tangent line at  $x = 2$  is 0.16.

7. (a)



(b)  $x = 1: m = \frac{1}{3}$

$x = 3: m = \frac{1}{\sqrt{3}+2} \approx 0.2679$

$x = 5: m = \frac{1}{\sqrt{5}+2} \approx 0.2361$

(c)  $\frac{1}{4}$ ; You can improve your approximation of the slope at  $x = 4$  by considering  $x$ -values very close to 4.

9. Area  $\approx 10.417$ ; Area  $\approx 9.145$ ; Use more rectangles.

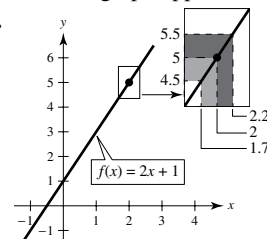
11. (a) About 5.66 (b) About 6.11

(c) Increase the number of line segments.

### Section 1.2 (page 59)

1. As the graph of the function approaches 8 on the horizontal axis, the graph approaches 25 on the vertical axis.

3.





5.

$x$	3.9	3.99	3.999	4
$f(x)$	0.3448	0.3344	0.3334	?

$x$	4.001	4.01	4.1
$f(x)$	0.3332	0.3322	0.3226

$$\lim_{x \rightarrow 4} \frac{x-4}{x^2-5x+4} \approx 0.3333 \left( \text{Actual limit is } \frac{1}{3} \right)$$

7.

$x$	-0.1	-0.01	-0.001	0
$f(x)$	0.5132	0.5013	0.5001	?

$x$	0.001	0.01	0.1
$f(x)$	0.4999	0.4988	0.4881

$$\lim_{x \rightarrow 0} \frac{\sqrt{x+1}-1}{x} \approx 0.5000 \left( \text{Actual limit is } \frac{1}{2} \right)$$

9.

$x$	-0.1	-0.01	-0.001	0
$f(x)$	0.9983	0.99998	1.0000	?

$x$	0.001	0.01	0.1
$f(x)$	1.0000	0.99998	0.9983

$$\lim_{x \rightarrow 0} \frac{\sin x}{x} \approx 1.0000 \left( \text{Actual limit is } 1 \right)$$

11.

$x$	0.9	0.99	0.999	1
$f(x)$	0.2564	0.2506	0.2501	?

$x$	1.001	1.01	1.1
$f(x)$	0.2499	0.2494	0.2439

$$\lim_{x \rightarrow 1} \frac{x-2}{x^2+x-6} \approx 0.2500 \left( \text{Actual limit is } \frac{1}{4} \right)$$

13.

$x$	0.9	0.99	0.999	1
$f(x)$	0.7340	0.6733	0.6673	?

$x$	1.001	1.01	1.1
$f(x)$	0.6660	0.6600	0.6015

$$\lim_{x \rightarrow 1} \frac{x^4-1}{x^6-1} \approx 0.6666 \left( \text{Actual limit is } \frac{2}{3} \right)$$

15.

$x$	-6.1	-6.01	-6.001	-6
$f(x)$	-0.1248	-0.1250	-0.1250	?

$x$	-5.999	-5.99	-5.9
$f(x)$	-0.1250	-0.1250	-0.1252

$$\lim_{x \rightarrow -6} \frac{\sqrt{10-x}-4}{x+6} \approx -0.1250 \left( \text{Actual limit is } -\frac{1}{8} \right)$$

17.

$x$	-0.1	-0.01	-0.001	0
$f(x)$	1.9867	1.9999	2.0000	?

$x$	0.001	0.01	0.1
$f(x)$	2.0000	1.9999	1.9867

$$\lim_{x \rightarrow 0} \frac{\sin 2x}{x} \approx 2.0000 \left( \text{Actual limit is } 2 \right)$$

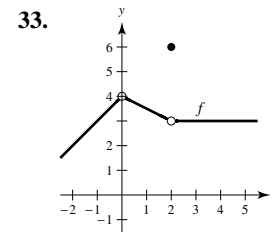
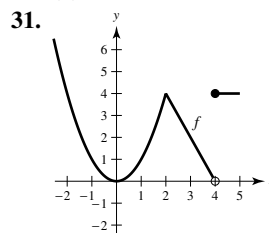
19.

$x$	-0.1	-0.01	-0.001	0
$f(x)$	-2000	$-2 \times 10^6$	$-2 \times 10^9$	?

$x$	0.001	0.01	0.1
$f(x)$	$2 \times 10^9$	$2 \times 10^6$	2000

As  $x$  approaches 0 from the left, the function decreases without bound. As  $x$  approaches 0 from the right, the function increases without bound.

21. 1    23. 2  
 25. Limit does not exist. The function approaches 1 from the right side of 2, but it approaches  $-1$  from the left side of 2.  
 27. Limit does not exist. The function oscillates between 1 and  $-1$  as  $x$  approaches 0.  
 29. (a) 2  
 (b) Limit does not exist. The function approaches 1 from the right side of 1, but it approaches 3.5 from the left side of 1.  
 (c) Value does not exist. The function is undefined at  $x = 4$ .  
 (d) 2



$\lim_{x \rightarrow c} f(x)$  exists for all points on the graph except where  $c = 4$ .

35.  $\delta = 0.4$     37.  $\delta = \frac{1}{11} \approx 0.091$   
 39.  $L = 8$

Answers will vary. Sample answers:  
 (a)  $\delta \approx 0.0033$     (b)  $\delta \approx 0.00167$

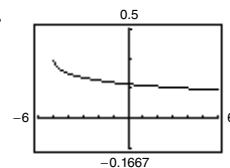
41.  $L = 1$     43.  $L = 12$

Answers will vary.    Answers will vary.  
 Sample answers:    Sample answers:  
 (a)  $\delta = 0.002$     (a)  $\delta = 0.00125$   
 (b)  $\delta = 0.001$     (b)  $\delta = 0.000625$

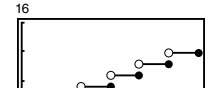
45. 6    47. -3    49. 3    51. 0    53. 10

55. 2    57. 4

- 59.



$\lim_{x \rightarrow 4} f(x) = \frac{1}{6}$   
 Domain:  $[-5, 4) \cup (4, \infty)$   
 The graph has a hole at  $x = 4$ .

61. (a) \$17.89; the cost of a 10-minute, 45-second phone call  
 (b)  The limit does not exist because the limits from the right and left are not equal.

63. Choosing a smaller positive value of  $\delta$  will still satisfy the inequality  $|f(x) - L| < \epsilon$ .  
 65. No. The fact that  $f(2) = 4$  has no bearing on the existence of the limit of  $f(x)$  as  $x$  approaches 2.

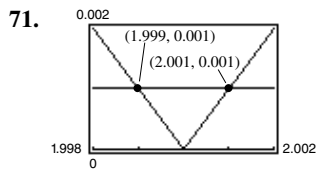
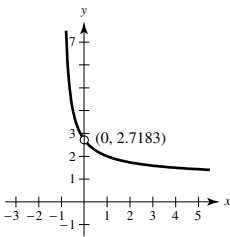
67. (a)  $r = \frac{3}{\pi} \approx 0.9549$  cm  
 (b)  $\frac{5.5}{2\pi} \leq r \leq \frac{6.5}{2\pi}$ , or approximately  $0.8754 < r < 1.0345$   
 (c)  $\lim_{r \rightarrow 3/\pi} 2\pi r = 6$ ;  $\epsilon = 0.5$ ;  $\delta \approx 0.0796$

69.

$x$	-0.001	-0.0001	-0.00001
$f(x)$	2.7196	2.7184	2.7183

$x$	0.00001	0.0001	0.001
$f(x)$	2.7183	2.7181	2.7169

$\lim_{x \rightarrow 0} f(x) \approx 2.7183$



$\delta = 0.001, (1.999, 2.001)$

75. False. See Exercise 23.  
 77. Yes. As  $x$  approaches 0.25 from either side,  $\sqrt{x}$  becomes arbitrarily close to 0.5.  
 79.  $\lim_{x \rightarrow 0} \frac{\sin nx}{x} = n$  **81–83.** Proofs  
 85. Putnam Problem B1, 1986

**Section 1.3 (page 71)**

- Substitute  $c$  for  $x$  and simplify.
  - If a function  $f$  is squeezed between two functions  $h$  and  $g$ ,  $h(x) \leq f(x) \leq g(x)$ , and  $h$  and  $g$  have the same limit  $L$  as  $x \rightarrow c$ , then  $\lim_{x \rightarrow c} f(x)$  exists and equals  $L$ .
5. 8    7. -1    9. 0    11. 7    13.  $\sqrt{11}$     15. 125  
 17.  $\frac{3}{5}$     19.  $\frac{1}{5}$     21. 7    23. (a) 4    (b) 64    (c) 64  
 25. (a) 3    (b) 2    (c) 2    27. 1    29.  $\frac{1}{2}$     31. 1  
 33.  $\frac{1}{2}$     35. -1    37. (a) 10    (b)  $\frac{12}{5}$     (c)  $\frac{4}{5}$     (d)  $\frac{1}{5}$   
 39. (a) 256    (b) 4    (c) 48    (d) 64

41.  $f(x) = \frac{x^2 + 3x}{x}$  and  $g(x) = x + 3$  agree except at  $x = 0$ .

$\lim_{x \rightarrow 0} f(x) = \lim_{x \rightarrow 0} g(x) = 3$

43.  $f(x) = \frac{x^2 - 1}{x + 1}$  and  $g(x) = x - 1$  agree except at  $x = -1$ .

$\lim_{x \rightarrow -1} f(x) = \lim_{x \rightarrow -1} g(x) = -2$

45.  $f(x) = \frac{x^3 - 8}{x - 2}$  and  $g(x) = x^2 + 2x + 4$  agree except at  $x = 2$ .

$\lim_{x \rightarrow 2} f(x) = \lim_{x \rightarrow 2} g(x) = 12$

47. -1    49.  $\frac{1}{8}$     51.  $\frac{5}{6}$     53.  $\frac{1}{6}$     55.  $\frac{\sqrt{5}}{10}$

57.  $-\frac{1}{9}$     59. 2    61.  $2x - 2$     63.  $\frac{1}{5}$     65. 0

67. 0    69. 0    71. 0    73.  $\frac{3}{2}$

75.  The graph has a hole at  $x = 0$ .

Answers will vary. Sample answer:

$x$	-0.1	-0.01	-0.001	0.001	0.01	0.1
$f(x)$	0.358	0.354	0.354	0.354	0.353	0.349

$\lim_{x \rightarrow 0} \frac{\sqrt{x+2} - \sqrt{2}}{x} \approx 0.354$ ; Actual limit is  $\frac{1}{2\sqrt{2}} = \frac{\sqrt{2}}{4}$ .

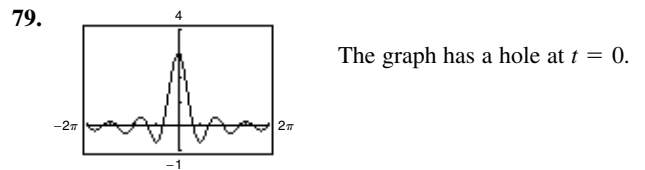
77.  The graph has a hole at  $x = 0$ .

Answers will vary. Sample answer:

$x$	-0.1	-0.01	-0.001
$f(x)$	-0.263	-0.251	-0.250

$x$	0.001	0.01	0.1
$f(x)$	-0.250	-0.249	-0.238

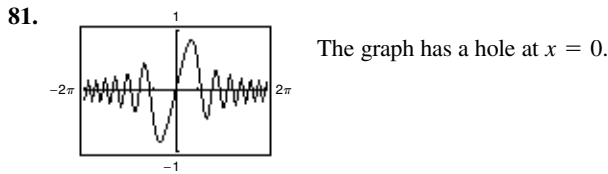
$\lim_{x \rightarrow 0} \frac{[1/(2+x)] - (1/2)}{x} \approx -0.250$ ; Actual limit is  $-\frac{1}{4}$ .



Answers will vary. Sample answer:

$t$	-0.1	-0.01	0	0.01	0.1
$f(t)$	2.96	2.9996	?	2.9996	2.96

$\lim_{t \rightarrow 0} \frac{\sin 3t}{t} \approx 3.0000$ ; Actual limit is 3.



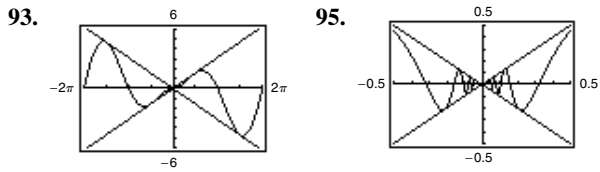
Answers will vary. Sample answer:

$x$	-0.1	-0.01	-0.001	0	0.001	0.01	0.1
$f(x)$	-0.1	-0.01	-0.001	?	0.001	0.01	0.1

$\lim_{x \rightarrow 0} \frac{\sin x^2}{x} = 0$ ; Actual limit is 0.

83. 3    85.  $2x - 4$     87.  $x^{-1/2}$

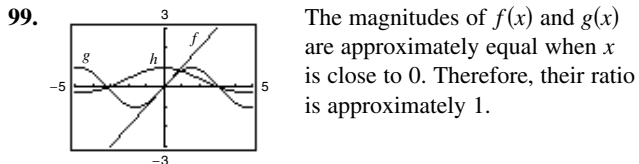
89.  $-1/(x + 3)^2$     91. 4



0    0  
The graph has a hole at  $x = 0$ .

97. (a)  $f$  and  $g$  agree at all but one point if  $c$  is a real number such that  $f(x) = g(x)$  for all  $x \neq c$ .

(b) Sample answer:  $f(x) = \frac{x^2 - 1}{x - 1}$  and  $g(x) = x + 1$  agree at all points except  $x = 1$ .



101. -64 ft/sec (speed = 64 ft/sec)    103. -29.4 m/sec

105. Let  $f(x) = 1/x$  and  $g(x) = -1/x$ .

$\lim_{x \rightarrow 0} f(x)$  and  $\lim_{x \rightarrow 0} g(x)$  do not exist. However,

$\lim_{x \rightarrow 0} [f(x) + g(x)] = \lim_{x \rightarrow 0} \left[ \frac{1}{x} + \left( -\frac{1}{x} \right) \right] = \lim_{x \rightarrow 0} 0 = 0$

and therefore does exist.

107-111. Proofs

113. Let  $f(x) = \begin{cases} 4, & x \geq 0 \\ -4, & x < 0 \end{cases}$

$\lim_{x \rightarrow 0} |f(x)| = \lim_{x \rightarrow 0} 4 = 4$

$\lim_{x \rightarrow 0} f(x)$  does not exist because for  $x < 0$ ,  $f(x) = -4$  and for  $x \geq 0$ ,  $f(x) = 4$ .

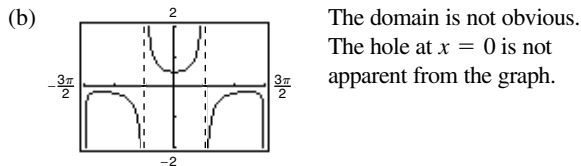
115. False. The limit does not exist because the function approaches 1 from the right side of 0 and approaches -1 from the left side of 0.

117. True.

119. False. The limit does not exist because  $f(x)$  approaches 3 from the left side of 2 and approaches 0 from the right side of 2.

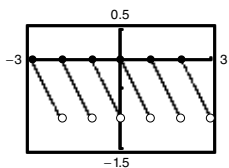
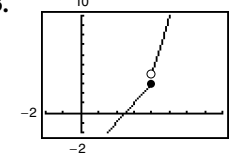
121. Proof

123. (a) All  $x \neq 0, \frac{\pi}{2} + n\pi$



(c)  $\frac{1}{2}$     (d)  $\frac{1}{2}$

Section 1.4 (page 83)

- A function is continuous at a point  $c$  if there is no interruption of the graph at  $c$ .
- The limit exists because the limit from the left and the limit from the right are equivalent.
- (a) 3    (b) 3    (c) 3;  $f(x)$  is continuous on  $(-\infty, \infty)$ .
- (a) 0    (b) 0    (c) 0; Discontinuity at  $x = 3$
- (a) -3    (b) 3    (c) Limit does not exist.  
Discontinuity at  $x = 2$
- $\frac{1}{16}$     13.  $\frac{1}{10}$
- Limit does not exist. The function decreases without bound as  $x$  approaches -3 from the left.
- 1    19.  $-\frac{1}{x^2}$     21.  $\frac{5}{2}$     23. 2
- Limit does not exist. The function decreases without bound as  $x$  approaches  $\pi$  from the left and increases without bound as  $x$  approaches  $\pi$  from the right.
- 8    29. 2
- Discontinuities at  $x = -2$  and  $x = 2$
- Discontinuities at every integer
- Continuous on  $[-7, 7]$     37. Continuous on  $[-1, 4]$
- Nonremovable discontinuity at  $x = 0$
- Nonremovable discontinuities at  $x = -2$  and  $x = 2$
- Continuous for all real  $x$
- Nonremovable discontinuity at  $x = 1$   
Removable discontinuity at  $x = 0$
- Removable discontinuity at  $x = -2$   
Nonremovable discontinuity at  $x = 5$
- Nonremovable discontinuity at  $x = -7$
- Nonremovable discontinuity at  $x = 2$
- Continuous for all real  $x$
- Nonremovable discontinuities at integer multiples of  $\frac{\pi}{2}$
- Nonremovable discontinuities at each integer
- $a = 7$     61.  $a = 2$     63.  $a = -1, b = 1$
- Continuous for all real  $x$
- Nonremovable discontinuities at  $x = 1$  and  $x = -1$
- Continuous on the open intervals  $\dots, (-3\pi, -\pi), (-\pi, \pi), (\pi, 3\pi), \dots$
-  Nonremovable discontinuity at each integer
-  Nonremovable discontinuity at  $x = 4$
- Continuous on  $(-\infty, \infty)$     77. Continuous on  $[0, \infty)$

79. Continuous on the open intervals . . . ,  $(-6, -2)$ ,  $(-2, 2)$ ,  $(2, 6)$ , . . .
81. Continuous on  $(-\infty, \infty)$
83. Because  $f(x)$  is continuous on the interval  $[1, 2]$  and  $f(1) = \frac{37}{12}$  and  $f(2) = -\frac{8}{3}$ , by the Intermediate Value Theorem there exists a real number  $c$  in  $[1, 2]$  such that  $f(c) = 0$ .
85. Because  $f(x)$  is continuous on the interval  $[0, \pi]$  and  $f(0) = -3$  and  $f(\pi) \approx 8.87$ , by the Intermediate Value Theorem there exists a real number  $c$  in  $[0, \pi]$  such that  $f(c) = 0$ .
87. Consider the intervals  $[1, 3]$  and  $[3, 5]$ .  
 $f(1) = 2 > 0$  and  $f(3) = -2 < 0$ . So, there is at least one zero in the interval  $[1, 3]$ .  
 $f(3) = -2 < 0$  and  $f(5) = 2 > 0$ . So, there is at least one zero in the interval  $[3, 5]$ .
89. 0.68, 0.6823    91. 0.95, 0.9472    93. 0.56, 0.5636
95.  $f(3) = 11$ ;  $c = 3$
97.  $f(0) \approx 0.6458$ ,  $f(5) \approx 1.464$ ;  $c = 2$
99.  $f(1) = 0$ ,  $f(3) = 24$ ;  $c = 2$

101. Answers will vary. Sample answer:

$$f(x) = \frac{1}{(x-a)(x-b)}$$

103. If  $f$  and  $g$  are continuous for all real  $x$ , then so is  $f + g$  (Theorem 1.11, part 2). However,  $\frac{f}{g}$  might not be continuous if  $g(x) = 0$ . For example, let  $f(x) = x$  and  $g(x) = x^2 - 1$ . Then  $f$  and  $g$  are continuous for all real  $x$ , but  $\frac{f}{g}$  is not continuous at  $x = \pm 1$ .

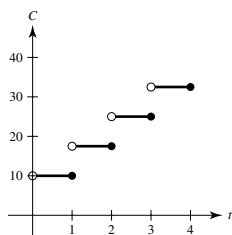
105. True

107. False.  $f(x) = \cos x$  has two zeros in  $[0, 2\pi]$ . However,  $f(0)$  and  $f(2\pi)$  have the same sign.

109. False. A rational function can be written as  $\frac{P(x)}{Q(x)}$ , where  $P$  and  $Q$  are polynomials of degree  $m$  and  $n$ , respectively. It can have, at most,  $n$  discontinuities.

111. The functions differ by 1 for non-integer values of  $x$ .

113. There is a jump discontinuity every gigabyte.



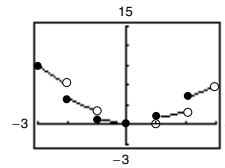
115–117. Proofs    119. Answers will vary.

121. (a)  (b) No. The frequency is oscillating.

123.  $c = \frac{-1 \pm \sqrt{5}}{2}$

125. Domain:  $[-c^2, 0) \cup (0, \infty)$ ; Let  $f(0) = \frac{1}{2c}$ .

127.  $h(x)$  has a nonremovable discontinuity at every integer except 0.



129. Putnam Problem B2, 1988

### Section 1.5 (page 92)

1. A limit in which  $f(x)$  increases or decreases without bound as  $x$  approaches  $c$  is called an infinite limit.  $\infty$  is not a number. Rather, the symbol  $\lim_{x \rightarrow c} f(x) = \infty$  says how the limit fails to exist.

3.  $\lim_{x \rightarrow -2^+} 2 \left| \frac{x}{x^2 - 4} \right| = \infty$ ,  $\lim_{x \rightarrow -2^-} 2 \left| \frac{x}{x^2 - 4} \right| = \infty$

5.  $\lim_{x \rightarrow -2^+} \tan \frac{\pi x}{4} = -\infty$ ,  $\lim_{x \rightarrow -2^-} \tan \frac{\pi x}{4} = \infty$

7.  $\lim_{x \rightarrow 4^+} \frac{1}{x - 4} = \infty$ ,  $\lim_{x \rightarrow 4^-} \frac{1}{x - 4} = -\infty$

9.  $\lim_{x \rightarrow 4^+} \frac{1}{(x - 4)^2} = \infty$ ,  $\lim_{x \rightarrow 4^-} \frac{1}{(x - 4)^2} = \infty$

11.

$x$	-3.5	-3.1	-3.01	-3.001	-3
$f(x)$	0.31	1.64	16.6	167	?

$x$	-2.999	-2.99	-2.9	-2.5
$f(x)$	-167	-16.7	-1.69	-0.36

$\lim_{x \rightarrow -3^+} f(x) = -\infty$ ;  $\lim_{x \rightarrow -3^-} f(x) = \infty$

13.

$x$	-3.5	-3.1	-3.01	-3.001	-3
$f(x)$	3.8	16	151	1501	?

$x$	-2.999	-2.99	-2.9	-2.5
$f(x)$	-1499	-149	-14	-2.3

$\lim_{x \rightarrow -3^+} f(x) = -\infty$ ;  $\lim_{x \rightarrow -3^-} f(x) = \infty$

15.

$x$	-3.5	-3.1	-3.01	-3.001	-3
$f(x)$	-1.7321	-9.514	-95.49	-954.9	?

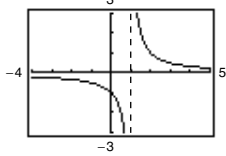
$x$	-2.999	-2.99	-2.9	-2.5
$f(x)$	954.9	95.49	9.514	1.7321

$\lim_{x \rightarrow -3^+} f(x) = -\infty$ ;  $\lim_{x \rightarrow -3^-} f(x) = \infty$

17.  $x = 0$     19.  $x = \pm 2$     21. No vertical asymptote
23.  $x = -2, x = 1$     25.  $x = 0, x = 3$
27. No vertical asymptote    29.  $x = n$ ,  $n$  is an integer
31.  $t = n\pi$ ,  $n$  is a nonzero integer
33. Removable discontinuity at  $x = -1$
35. Vertical asymptote at  $x = -1$     37.  $\infty$     39.  $-\frac{1}{5}$

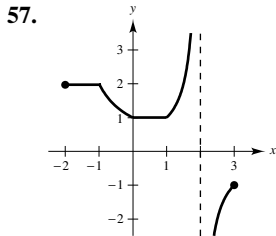
41.  $-\infty$     43.  $-\infty$     45.  $\infty$     47. 0    49.  $\infty$

51.  $\lim_{x \rightarrow 1^+} f(x) = \infty$



53. (a)  $\infty$     (b)  $-\infty$     (c) 0

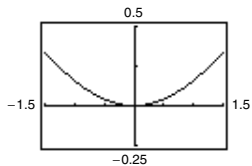
55. Answers will vary. Sample answer:  $f(x) = \frac{x-3}{x^2-4x-12}$



59. (a)

$x$	1	0.5	0.2	0.1
$f(x)$	0.1585	0.0411	0.0067	0.0017

$x$	0.01	0.001	0.0001
$f(x)$	$\approx 0$	$\approx 0$	$\approx 0$

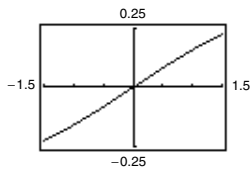


$$\lim_{x \rightarrow 0^+} \frac{x - \sin x}{x} = 0$$

(b)

$x$	1	0.5	0.2	0.1
$f(x)$	0.1585	0.0823	0.0333	0.0167

$x$	0.01	0.001	0.0001
$f(x)$	0.0017	$\approx 0$	$\approx 0$

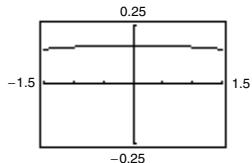


$$\lim_{x \rightarrow 0^+} \frac{x - \sin x}{x^2} = 0$$

(c)

$x$	1	0.5	0.2	0.1
$f(x)$	0.1585	0.1646	0.1663	0.1666

$x$	0.01	0.001	0.0001
$f(x)$	0.1667	0.1667	0.1667

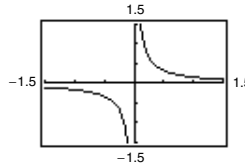


$$\lim_{x \rightarrow 0^+} \frac{x - \sin x}{x^3} = 0.1\bar{6} \text{ or } \frac{1}{6}$$

(d)

$x$	1	0.5	0.2	0.1
$f(x)$	0.1585	0.3292	0.8317	1.6658

$x$	0.01	0.001	0.0001
$f(x)$	16.67	166.7	1667.0



$$\lim_{x \rightarrow 0^+} \frac{x - \sin x}{x^4} = \infty$$

For  $n > 3$ ,  $\lim_{x \rightarrow 0^+} \frac{x - \sin x}{x^n} = \infty$ .

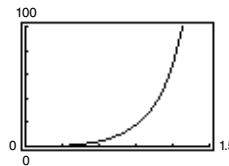
61. (a)  $\frac{7}{12}$  ft/sec    (b)  $\frac{3}{2}$  ft/sec

(c)  $\lim_{x \rightarrow 25^-} \frac{2x}{\sqrt{625 - x^2}} = \infty$

63. (a)  $A = 50 \tan \theta - 50\theta$ ; Domain:  $(0, \frac{\pi}{2})$

(b)

$\theta$	0.3	0.6	0.9	1.2	1.5
$f(\theta)$	0.47	4.21	18.0	68.6	630.1



(c)  $\lim_{\theta \rightarrow \pi/2} A = \infty$

65. True.    67. False; let  $f(x) = \tan x$

69. Let  $f(x) = \frac{1}{x^2}$  and  $g(x) = \frac{1}{x^4}$ , and let  $c = 0$ .  $\lim_{x \rightarrow 0} \frac{1}{x^2} = \infty$  and

$$\lim_{x \rightarrow 0} \frac{1}{x^4} = \infty, \text{ but } \lim_{x \rightarrow 0} \left( \frac{1}{x^2} - \frac{1}{x^4} \right) = \lim_{x \rightarrow 0} \left( \frac{x^2 - 1}{x^4} \right) = -\infty \neq 0.$$

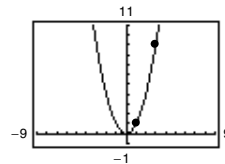
71. Given  $\lim_{x \rightarrow c} f(x) = \infty$ , let  $g(x) = 1$ . Then  $\lim_{x \rightarrow c} \frac{g(x)}{f(x)} = 0$  by

Theorem 1.15.

73–75. Proofs

### Review Exercises for Chapter 1 (page 95)

1. Calculus



Estimate: 8.3

3.

$x$	2.9	2.99	2.999	3
$f(x)$	-0.9091	-0.9901	-0.9990	?

$x$	3.001	3.01	3.1
$f(x)$	-1.0010	-1.0101	-1.1111

$$\lim_{x \rightarrow 0} \frac{x-3}{x^2-7x+12} \approx -1.0000$$

5. (a) Limit does not exist. The function approaches 3 from the left side of 2, but it approaches 2 from the right side of 2.  
(b) 0

7. 5; Proof    9. -3; Proof    11. 36    13.  $\sqrt{6} \approx 2.45$

15. 16    17.  $\frac{4}{3}$     19. -1    21.  $\frac{1}{2}$     23. -1

25. 0    27.  $\sqrt{3}/2$     29. -3    31. -5

33. The graph has a hole at  $x = 0$ .

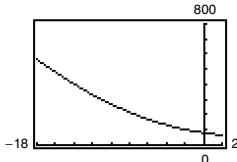


$x$	-0.1	-0.01	-0.001	0
$f(x)$	0.3352	0.3335	0.3334	?

$x$	0.001	0.01	0.1
$f(x)$	0.3333	0.3331	0.3315

$$\lim_{x \rightarrow 0} \frac{\sqrt{2x+9}-3}{x} \approx 0.3333; \text{ Actual limit is } \frac{1}{3}$$

35. The graph has a hole at  $x = -9$ .



$x$	-9.1	-9.01	-9.001	-9
$f(x)$	245.7100	243.2701	243.0270	?

$x$	-8.999	-8.99	-8.9
$f(x)$	242.9730	242.7301	240.3100

$$\lim_{x \rightarrow -9} \frac{x^3+729}{x+9} \approx 243.00; \text{ Actual limit is } 243.$$

37. -39.2 m/sec    39.  $\frac{1}{6}$     41.  $\frac{1}{10}$     43. 0

45. Limit does not exist. The function approaches 2 from the left side of 1, but it approaches 1 from the right side of 1.

47. 3    49. -4    51. Continuous on  $[-2, 2]$

53. No discontinuities

55. Nonremovable discontinuity at  $x = 5$

57. Nonremovable discontinuities at  $x = -1$  and  $x = 1$   
Removable discontinuity at  $x = 0$

59.  $c = -\frac{1}{2}$     61. Continuous for all real  $x$

63. Continuous on  $[0, \infty)$

65. Removable discontinuity at  $x = 1$

Continuous on  $(-\infty, 1) \cup (1, \infty)$

67. Proof

69.  $f(-1) = -8, f(2) = 10$

Because  $f$  is continuous on the closed interval  $[-1, 2]$  and  $-8 < 2 < 10$ , there is at least one number  $c$  in  $[-1, 2]$  such that  $f(c) = 2; c = 1$

71. From the left:  $-\infty$

From the right:  $\infty$

73.  $x = 0$     75.  $x = \pm 3$

77.  $x = 2n + 1$ , where  $n$  is an integer    79.  $-\infty$     81.  $\frac{1}{3}$

83.  $-\infty$     85.  $\frac{4}{5}$     87.  $\infty$

89. (a) \$80,000.00    (b) \$720,000.00    (c)  $\infty$

**P.S. Problem Solving (page 97)**

1. (a) Perimeter  $\triangle PAO = 1 + \sqrt{(x^2-1)^2 + x^2} + \sqrt{x^4 + x^2}$   
Perimeter  $\triangle PBO = 1 + \sqrt{x^4 + (x-1)^2} + \sqrt{x^4 + x^2}$

$x$	4	2	1
Perimeter $\triangle PAO$	33.0166	9.0777	3.4142
Perimeter $\triangle PBO$	33.7712	9.5952	3.4142
$r(x)$	0.9777	0.9461	1.0000

$x$	0.1	0.01
Perimeter $\triangle PAO$	2.0955	2.0100
Perimeter $\triangle PBO$	2.0006	2.0000
$r(x)$	1.0475	1.0050

1

3. (a) Area (hexagon) =  $(3\sqrt{3})/2 \approx 2.5981$

Area (circle) =  $\pi \approx 3.1416$

Area (circle) - Area (hexagon)  $\approx 0.5435$

(b)  $A_n = (n/2) \sin(2\pi/n)$

$n$	6	12	24	48	96
$A_n$	2.5981	3.0000	3.1058	3.1326	3.1394

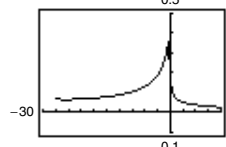
3.1416 or  $\pi$

5. (a)  $m = -\frac{12}{5}$     (b)  $y = \frac{5}{12}x - \frac{169}{12}$

(c)  $m_x = \frac{-\sqrt{169-x^2}+12}{x-5}$

- (d)  $\frac{5}{12}$ ; It is the same as the slope of the tangent line found in part (b).

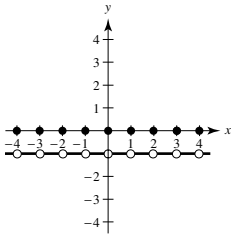
7. (a) Domain:  $[-27, 1) \cup (1, \infty)$

(b)  (c)  $\frac{1}{14}$     (d)  $\frac{1}{12}$

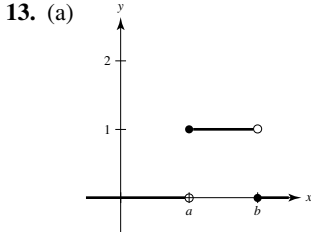
The graph has a hole at  $x = 1$ .

9. (a)  $g_1, g_4$     (b)  $g_1$     (c)  $g_1, g_3, g_4$

11. The graph jumps at every integer.



- (a)  $f(1) = 0, f(0) = 0, f(\frac{1}{2}) = -1, f(-2.7) = -1$
- (b)  $\lim_{x \rightarrow 1^-} f(x) = -1, \lim_{x \rightarrow 1^+} f(x) = -1, \lim_{x \rightarrow 1/2} f(x) = -1$
- (c) There is a discontinuity at each integer.



- (b) (i)  $\lim_{x \rightarrow a^+} P_{a,b}(x) = 1$
- (ii)  $\lim_{x \rightarrow a^-} P_{a,b}(x) = 0$
- (iii)  $\lim_{x \rightarrow b^+} P_{a,b}(x) = 0$
- (iv)  $\lim_{x \rightarrow b^-} P_{a,b}(x) = 1$
- (c) Continuous for all positive real numbers except  $a$  and  $b$
- (d) The area under the graph of  $U$  and above the  $x$ -axis is 1.

## Chapter 2

### Section 2.1 (page 107)

1. Let  $(c, f(c))$  represent an arbitrary point on the graph of  $f$ . Then the slope of the tangent line at  $(c, f(c))$  is

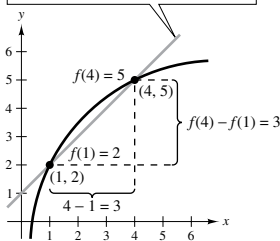
$$m = \lim_{\Delta x \rightarrow 0} \frac{f(c + \Delta x) - f(c)}{\Delta x}$$

3. The limit used to define the slope of a tangent line is also used to define differentiation. The key is to rewrite the difference quotient so that  $\Delta x$  does not occur as a factor of the denominator.

5.  $m_1 = 0, m_2 = 5/2$

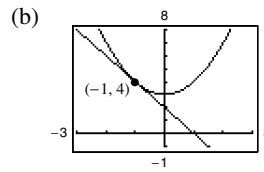
7. (a)-(d)  $y = \frac{f(4) - f(1)}{4 - 1}(x - 1) + f(1) = x + 1$

9.  $m = -5$

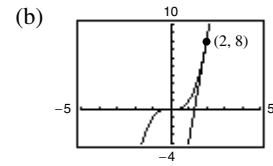


- 11.  $m = 8$     13.  $m = 3$     15.  $f'(x) = 0$
- 17.  $f'(x) = -5$     19.  $h'(s) = \frac{2}{3}$     21.  $f'(x) = 2x + 1$
- 23.  $f'(x) = 3x^2 - 12$     25.  $f'(x) = \frac{-1}{(x-1)^2}$
- 27.  $f'(x) = \frac{1}{2\sqrt{x+4}}$

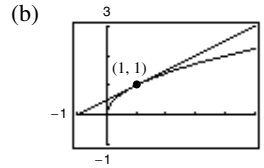
29. (a) Tangent line:  
 $y = -2x + 2$



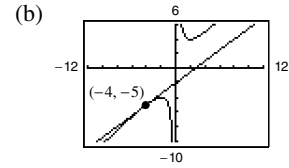
31. (a) Tangent line:  
 $y = 12x - 16$



33. (a) Tangent line:  
 $y = \frac{1}{2}x + \frac{1}{2}$

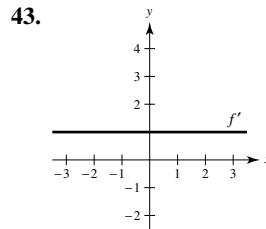


35. (a) Tangent line:  
 $y = \frac{3}{4}x - 2$

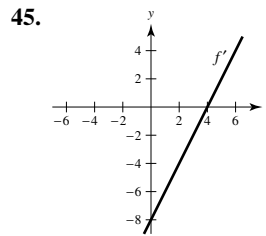


37.  $y = -x + 1$     39.  $y = 3x - 2; y = 3x + 2$

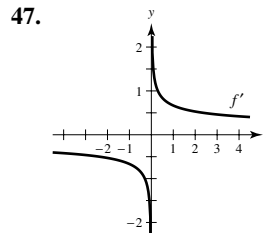
41.  $y = -\frac{1}{2}x + \frac{3}{2}$



The slope of the graph of  $f$  is 1 for all  $x$ -values.

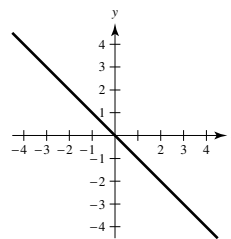


The slope of the graph of  $f$  is negative for  $x < 4$ , positive for  $x > 4$ , and 0 at  $x = 4$ .



The slope of the graph of  $f$  is negative for  $x < 0$  and positive for  $x > 0$ . The slope is undefined at  $x = 0$ .

49. Answers will vary.  
Sample answer:  $y = -x$



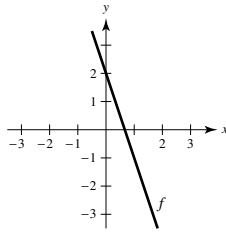
51. No. Consider  $f(x) = \sqrt{x}$  and its derivative.

53.  $g(4) = 5; g'(4) = -\frac{5}{3}$

55.  $f(x) = 5 - 3x$   
 $c = 1$

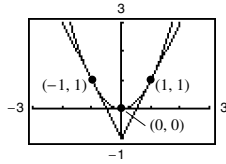
57.  $f(x) = -x^2$   
 $c = 6$

59.  $f(x) = -3x + 2$



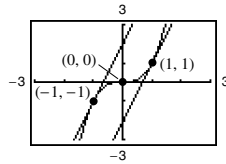
61.  $y = 2x + 1, y = -2x + 9$

63. (a)



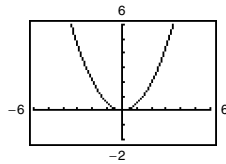
For this function, the slopes of the tangent lines are always distinct for different values of  $x$ .

(b)



For this function, the slopes of the tangent lines are sometimes the same.

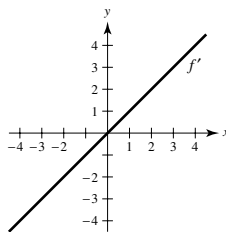
65. (a)



$f'(0) = 0, f'(\frac{1}{2}) = \frac{1}{2}, f'(1) = 1, f'(2) = 2$

(b)  $f'(-\frac{1}{2}) = -\frac{1}{2}, f'(-1) = -1, f'(-2) = -2$

(c)



(d)  $f'(x) = x$

67.  $f(2) = 4, f(2.1) = 3.99, f'(2) \approx -0.1$       69. 4

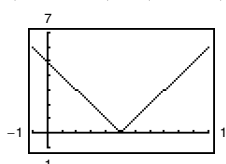
71.  $g(x)$  is not differentiable at  $x = 0$ .

73.  $f(x)$  is not differentiable at  $x = 6$ .

75.  $h(x)$  is not differentiable at  $x = -7$ .

77.  $(-\infty, -4) \cup (-4, \infty)$       79.  $(-1, \infty)$

81.



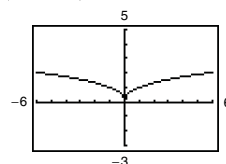
$(-\infty, 5) \cup (5, \infty)$

85. The derivative from the left is  $-1$  and the derivative from the right is  $1$ , so  $f$  is not differentiable at  $x = 1$ .

87. The derivatives from both the right and the left are  $0$ , so  $f'(1) = 0$ .

89.  $f$  is differentiable at  $x = 2$ .

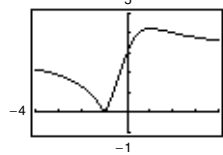
83.



$(-\infty, 0) \cup (0, \infty)$

91. (a)  $d = \frac{3|m+1|}{\sqrt{m^2+1}}$

(b)



Not differentiable at  $m = -1$

93. False. The slope is  $\lim_{\Delta x \rightarrow 0} \frac{f(2 + \Delta x) - f(2)}{\Delta x}$ .

95. False. For example,  $f(x) = |x|$ . The derivative from the left and the derivative from the right both exist but are not equal.

97. Proof

**Section 2.2 (page 118)**

1. 0

3. The derivative of the sine function is the cosine function. The derivative of the cosine function is the negative of the sine function.

5. (a)  $\frac{1}{2}$       (b) 3      7. 0      9.  $7x^6$       11.  $-5/x^6$

13.  $1/(9x^{8/9})$       15. 1      17.  $-6t + 2$       19.  $2x + 12x^2$

21.  $3t^2 + 10t - 3$       23.  $\frac{\pi}{2} \cos \theta$       25.  $2x + \frac{1}{2} \sin x$

**Function**      **Rewrite**      **Differentiate**      **Simplify**

27.  $y = \frac{2}{7x^4}$        $y = \frac{2}{7}x^{-4}$        $y' = -\frac{8}{7}x^{-5}$        $y' = -\frac{8}{7x^5}$

29.  $y = \frac{6}{(5x)^3}$        $y = \frac{6}{125}x^{-3}$        $y' = -\frac{18}{125}x^{-4}$        $y' = -\frac{18}{125x^4}$

31.  $-2$       33. 0      35. 8      37. 3      39.  $\frac{2x+6}{x^3}$

41.  $\frac{2t+12}{t^4}$       43.  $\frac{x^3-8}{x^3}$       45.  $\frac{3t^2-4t+24}{2t^{5/2}}$

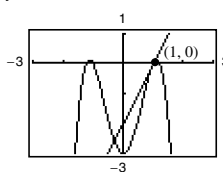
47.  $3x^2 + 1$       49.  $\frac{1}{2\sqrt{x}} - \frac{2}{x^{2/3}}$       51.  $\frac{3}{\sqrt{x}} - 5 \sin x$

53.  $18x + 5 \sin x$

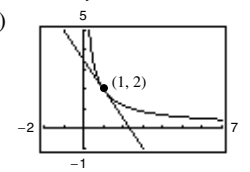
55. (a)  $y = 2x - 2$

57. (a)  $3x + 2y - 7 = 0$

(b)



(b)

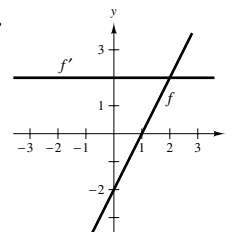


59.  $(-1, 2), (0, 3), (1, 2)$       61. No horizontal tangents

63.  $(\pi, \pi)$       65.  $k = -8$       67.  $k = 3$

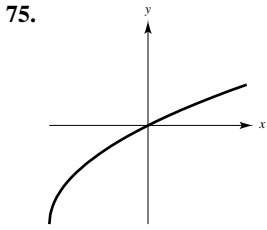
69.  $g'(x) = f'(x)$       71.  $g'(x) = -5f'(x)$

73.

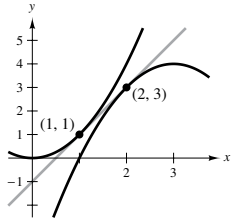


The rate of change of  $f$  is constant, and therefore  $f'$  is a constant function.

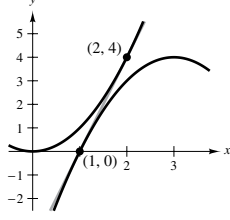




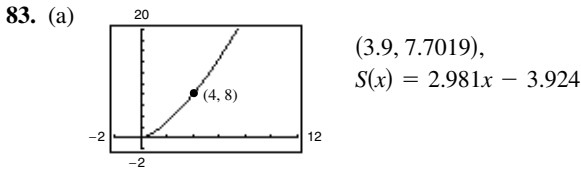
77.  $y = 2x - 1$



$y = 4x - 4$

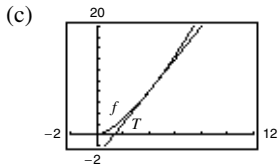


79.  $f'(x) = 3 + \cos x \neq 0$  for all  $x$ .      81.  $x - 4y + 4 = 0$



(b)  $T(x) = 3(x - 4) + 8 = 3x - 4$

The slope (and equation) of the secant line approaches that of the tangent line at  $(4, 8)$  as you choose points closer and closer to  $(4, 8)$ .



The approximation becomes less accurate.

(d)

$\Delta x$	-3	-2	-1	-0.5	-0.1	0
$f(4 + \Delta x)$	1	2.828	5.196	6.548	7.702	8
$T(4 + \Delta x)$	-1	2	5	6.5	7.7	8

$\Delta x$	0.1	0.5	1	2	3
$f(4 + \Delta x)$	8.302	9.546	11.180	14.697	18.520
$T(4 + \Delta x)$	8.3	9.5	11	14	17

85. False. Let  $f(x) = x$  and  $g(x) = x + 1$ .

87. False.  $\frac{dy}{dx} = 0$       89. False.  $f'(x) = 0$

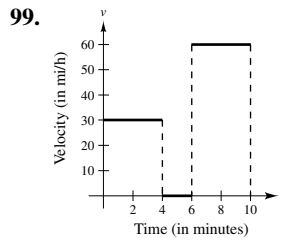
91. Average rate: 3      93. Average rate:  $\frac{1}{2}$   
 Instantaneous rates:      Instantaneous rates:  
 $f'(1) = 3, f'(2) = 3$        $f'(1) = 1, f'(2) = \frac{1}{4}$

95. (a)  $s(t) = -16t^2 + 1362, v(t) = -32t$       (b)  $-48$  ft/sec

(c)  $s'(1) = -32$  ft/sec,  $s'(2) = -64$  ft/sec

(d)  $t = \frac{\sqrt{1362}}{4} \approx 9.226$  sec      (e)  $-295.242$  ft/sec

97.  $v(5) = 71$  m/sec;  $v(10) = 22$  m/sec

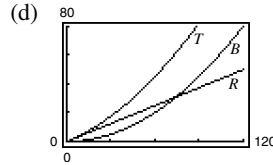


101.  $V'(6) = 108 \text{ cm}^3/\text{cm}$

103. (a)  $R(v) = 0.417v - 0.02$

(b)  $B(v) = 0.0056v^2 + 0.001v + 0.04$

(c)  $T(v) = 0.0056v^2 + 0.418v + 0.02$



(e)  $T'(v) = 0.0112v + 0.418$

$T'(40) = 0.866$

$T'(80) = 1.314$

$T'(100) = 1.538$

(f) Stopping distance increases at an increasing rate.

105. Proof      107.  $y = 2x^2 - 3x + 1$

109.  $9x + y = 0, 9x + 4y + 27 = 0$       111.  $a = \frac{1}{3}, b = -\frac{4}{3}$

113.  $f_1(x) = |\sin x|$  is differentiable for all  $x \neq n\pi, n$  an integer.

$f_2(x) = \sin|x|$  is differentiable for all  $x \neq 0$ .

115. Putnam Problem A2, 2010

### Section 2.3 (page 129)

1. To find the derivative of the product of two differentiable functions  $f$  and  $g$ , multiply the first function  $f$  by the derivative of the second function  $g$ , and then add the second function  $g$  times the derivative of the first function  $f$ .

3.  $\frac{d}{dx} \tan x = \sec^2 x$

$\frac{d}{dx} \cot x = -\csc^2 x$

$\frac{d}{dx} \sec x = \sec x \tan x$

$\frac{d}{dx} \csc x = -\csc x \cot x$

5.  $-20x + 17$       7.  $\frac{1 - 5t^2}{2\sqrt{t}}$       9.  $x^2(3 \cos x - x \sin x)$

11.  $-\frac{5}{(x-5)^2}$       13.  $\frac{1 - 5x^3}{2\sqrt{x}(x^3 + 1)^2}$       15.  $\frac{x \cos x - 2 \sin x}{x^3}$

17.  $f'(x) = (x^3 + 4x)(6x + 2) + (3x^2 + 2x - 5)(3x^2 + 4)$   
 $= 15x^4 + 8x^3 + 21x^2 + 16x - 20$   
 $f'(0) = -20$

19.  $f'(x) = \frac{x^2 - 6x + 4}{(x-3)^2}$       21.  $f'(x) = \cos x - x \sin x$

$f'(1) = -\frac{1}{4}$        $f'\left(\frac{\pi}{4}\right) = \frac{\sqrt{2}}{8}(4 - \pi)$

**Function**      **Rewrite**      **Differentiate**      **Simplify**

23.  $y = \frac{x^3 + 6x}{3}$        $y = \frac{1}{3}x^3 + 2x$        $y' = \frac{1}{3}(3x^2) + 2$        $y' = x^2 + 2$

25.  $y = \frac{6}{7x^2}$        $y = \frac{6}{7}x^{-2}$        $y' = -\frac{12}{7}x^{-3}$        $y' = -\frac{12}{7x^3}$

27.  $y = \frac{4x^{3/2}}{x}$        $y = 4x^{1/2}$ ,       $y' = 2x^{-1/2}$        $y' = \frac{2}{\sqrt{x}}$ ,  
 $x > 0$        $x > 0$

29.  $\frac{3}{(x+1)^2}, x \neq -1$       31.  $\frac{x^2 + 6x - 3}{(x+3)^2}$       33.  $\frac{3x+1}{2x^{3/2}}$

35.  $\frac{2x^2 - 2x + 3}{x^2(x - 3)^2}$     37.  $\frac{4s^2(3s^2 + 13s + 15)}{(s + 2)^2}$

39.  $10x^4 - 8x^3 - 21x^2 - 10x - 30$     41.  $t(t \cos t + 2 \sin t)$

43.  $\frac{-(t \sin t + \cos t)}{t^2}$     45.  $-1 + \sec^2 x$ , or  $\tan^2 x$

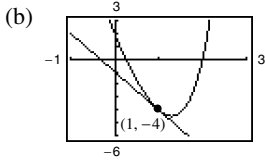
47.  $\frac{1}{4t^{3/4}} - 6 \csc t \cot t$     49.  $\frac{3}{2} \sec x(\tan x - \sec x)$

51.  $\cos x \cot^2 x$     53.  $x(x \sec^2 x + 2 \tan x)$

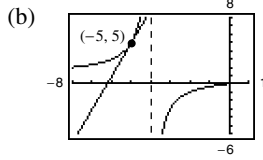
55.  $4x \cos x + (2 - x^2) \sin x$     57.  $\frac{2x^2 + 8x - 1}{(x + 2)^2}$

59.  $-4\sqrt{3}$     61.  $\frac{1}{\pi^2}$

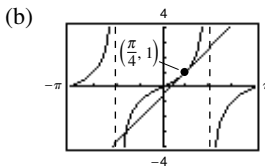
63. (a)  $y = -3x - 1$



65. (a)  $y = 4x + 25$



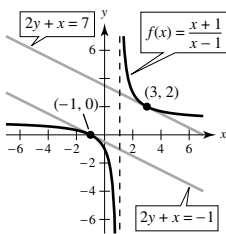
67. (a)  $4x - 2y - \pi + 2 = 0$



69.  $2y + x - 4 = 0$

71.  $25y - 12x + 16 = 0$     73.  $(1, 1)$     75.  $(0, 0), (2, 4)$

77. Tangent lines:  $2y + x = 7, 2y + x = -1$



79.  $f(x) + 2 = g(x)$     81. (a)  $p'(1) = 1$     (b)  $q'(4) = -\frac{1}{3}$

83.  $\frac{18t + 5}{2\sqrt{t}}$  cm<sup>2</sup>/sec

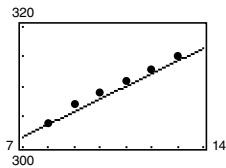
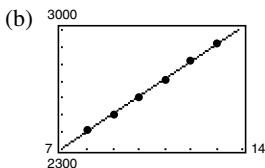
85. (a)  $-\$38.13$  thousand/100 components  
 (b)  $-\$10.37$  thousand/100 components  
 (c)  $-\$3.80$  thousand/100 components

The cost decreases with increasing order size.

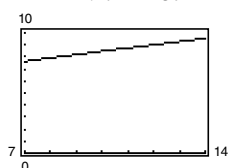
87. Proof

89. (a)  $h(t) = 101.7t + 1593$

$p(t) = 2.1t + 287$



(c)  $A = \frac{101.7t + 1593}{2.1t + 287}$



$A$  represents the average health care expenditures per person (in thousands of dollars).

(d)  $A'(t) = \frac{25,842.6}{4.41t^2 + 1205.4t + 82,369}$

$A'(t)$  represents the rate of change of the average health care expenditures per person for the given year  $t$ .

91. 2    93.  $\frac{3}{\sqrt{x}}$     95.  $\frac{2}{(x-1)^3}$     97.  $2 \cos x - x \sin x$

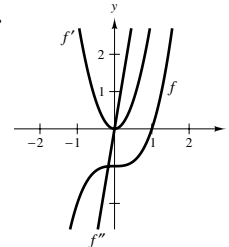
99.  $\csc^3 x + \csc x \cot^2 x$     101.  $6x + \frac{6}{25x^{8/5}}$     103.  $\sin x$

105. 0    107.  $-10$

109.  $n - 1$  or lower; Answers will vary. Sample answer:

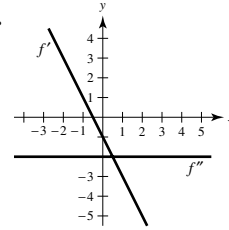
$f(x) = x^3, f'(x) = 3x^2, f''(x) = 6x, f'''(x) = 6, f^{(4)}(x) = 0$

111.



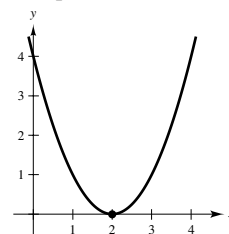
It appears that  $f$  is cubic, so  $f'$  would be quadratic and  $f''$  would be linear.

113.



115. Answers will vary.

Sample answer:  $f(x) = (x - 2)^2$



117.  $v(3) = 27$  m/sec

$a(3) = -6$  m/sec<sup>2</sup>

The speed of the object is decreasing.

119.

$t$	0	1	2	3	4
$s(t)$	0	57.75	99	123.75	132
$v(t)$	66	49.5	33	16.5	0
$a(t)$	-16.5	-16.5	-16.5	-16.5	-16.5

The average velocity on  $[0, 1]$  is 57.75, on  $[1, 2]$  is 41.25, on  $[2, 3]$  is 24.75, and on  $[3, 4]$  is 8.25.

121.  $f^{(n)}(x) = n(n - 1)(n - 2) \cdots (2)(1) = n!$

123. (a)  $f''(x) = g(x)h''(x) + 2g'(x)h'(x) + g''(x)h(x)$   
 $f'''(x) = g(x)h'''(x) + 3g'(x)h''(x) + 3g''(x)h'(x) + g'''(x)h(x)$   
 $f^{(4)}(x) = g(x)h^{(4)}(x) + 4g'(x)h'''(x) + 6g''(x)h''(x) + 4g'''(x)h'(x) + g^{(4)}(x)h(x)$

(b)  $f^{(n)}(x) = g(x)h^{(n)}(x) + \frac{n!}{1!(n-1)!}g'(x)h^{(n-1)}(x) + \frac{n!}{2!(n-2)!}g''(x)h^{(n-2)}(x) + \dots + \frac{n!}{(n-2)!1!}g^{(n-1)}(x)h'(x) + g^{(n)}(x)h(x)$

125.  $n = 1: f'(x) = x \cos x + \sin x$   
 $n = 2: f'(x) = x^2 \cos x + 2x \sin x$   
 $n = 3: f'(x) = x^3 \cos x + 3x^2 \sin x$   
 $n = 4: f'(x) = x^4 \cos x + 4x^3 \sin x$   
 General rule:  $f'(x) = x^n \cos x + nx^{n-1} \sin x$

127.  $y' = -\frac{1}{x^2}, y'' = \frac{2}{x^3}$   
 $x^3 y'' + 2x^2 y' = x^3 \left(\frac{2}{x^3}\right) + 2x^2 \left(\frac{-1}{x^2}\right) = 2 - 2 = 0$

129.  $y' = 2 \cos x, y'' = -2 \sin x$   
 $y'' + y = -2 \sin x + 2 \sin x + 3 = 3$

131. False.  $\frac{dy}{dx} = f(x)g'(x) + g(x)f'(x)$     133. True

135. True    137. Proof

**Section 2.4 (page 140)**

1. To find the derivative of the composition of two differentiable functions, take the derivative of the outer function and keep the inner function the same. Then multiply by the derivative of the inner function.

$y = f(g(x)) \quad u = g(x) \quad y = f(u)$

3.  $y = (6x - 5)^4 \quad u = 6x - 5 \quad y = u^4$

5.  $y = \frac{1}{3x + 5} \quad u = 3x + 5 \quad y = \frac{1}{u}$

7.  $y = \csc^3 x \quad u = \csc x \quad y = u^3$

9.  $6(2x - 7)^2$     11.  $-\frac{45}{2(4 - 9x)^{1/6}}$     13.  $-\frac{10s}{\sqrt{5s^2 + 3}}$

15.  $\frac{4x}{\sqrt[3]{(6x^2 + 1)^2}}$     17.  $-\frac{1}{(x - 2)^2}$     19.  $-\frac{54s^2}{(s^3 - 2)^4}$

21.  $-\frac{3}{2\sqrt{(3x + 5)^3}}$     23.  $x(x - 2)^6(9x - 4)$

25.  $\frac{1 - 2x^2}{\sqrt{1 - x^2}}$     27.  $\frac{1}{\sqrt{(x^2 + 1)^3}}$

29.  $\frac{-2(x + 5)(x^2 + 10x - 2)}{(x^2 + 2)^3}$     31.  $\frac{8(t + 1)^3}{(t + 3)^5}$

33.  $20x(x^2 + 3)^9 + 2(x^2 + 3)^5 + 20x^2(x^2 + 3)^4 + 2x$

35.  $-4 \sin 4x$     37.  $15 \sec^2 3x$     39.  $2\pi^2 x \cos(\pi x)^2$

41.  $2 \cos 4x$     43.  $\frac{-1 - \cos^2 x}{\sin^3 x}$     45.  $8 \sec^2 x \tan x$

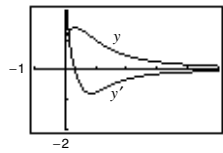
47.  $\sin 2\theta \cos 2\theta$ , or  $\frac{1}{2} \sin 4\theta$

49.  $6\pi(\pi t - 1) \sec(\pi t - 1)^2 \tan(\pi t - 1)^2$

51.  $(6x - \sin x) \cos(3x^2 + \cos x)$

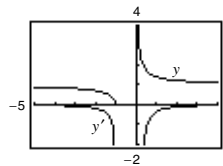
53.  $-\frac{3\pi \cos \sqrt{\cot 3\pi x} \csc^2(3\pi x)}{2\sqrt{\cot 3\pi x}}$

55.  $\frac{1 - 3x^2 - 4x^{3/2}}{2\sqrt{x}(x^2 + 1)^2}$



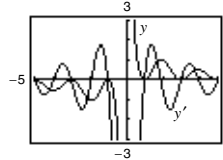
The zero of  $y'$  corresponds to the point on the graph of the function where the tangent line is horizontal.

57.  $-\frac{\sqrt{x+1}}{2x(x+1)}$



$y'$  has no zeros.

59.  $-\frac{\pi x \sin(\pi x) + \cos(\pi x) + 1}{x^2}$



The zeros of  $y'$  correspond to the points on the graph of the function where the tangent lines are horizontal.

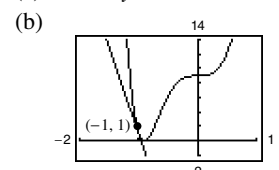
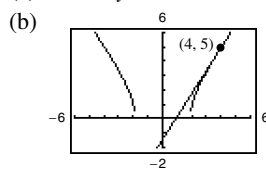
61. 3; 3 cycles in  $[0, 2\pi]$

63.  $\frac{5}{3}$

65.  $-\frac{3}{5}$     67.  $-1$     69. 0

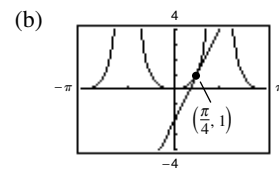
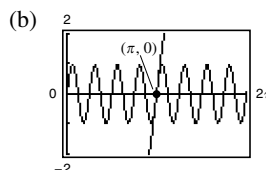
71. (a)  $8x - 5y - 7 = 0$

73. (a)  $24x + y + 23 = 0$

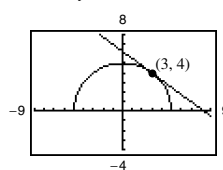


75. (a)  $y = 8x - 8\pi$

77. (a)  $4x - y + (1 - \pi) = 0$



79.  $3x + 4y - 25 = 0$



81.  $\left(\frac{\pi}{6}, \frac{3\sqrt{3}}{2}\right), \left(\frac{5\pi}{6}, -\frac{3\sqrt{3}}{2}\right), \left(\frac{3\pi}{2}, 0\right)$

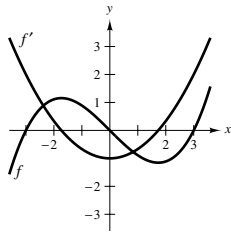
83.  $2940(2 - 7x)^2$

85.  $\frac{242}{(11x - 6)^3}$     87.  $2(\cos x^2 - 2x^2 \sin x^2)$

89.  $h''(x) = 18x + 6, 24$

91.  $f''(x) = -4x^2 \cos x^2 - 2 \sin x^2, 0$

93.

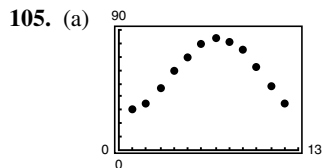


The zeros of  $f'$  correspond to the points where the graph of  $f$  has horizontal tangents.

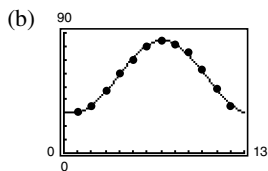
95. (a) The rate of change of  $g$  is three times as fast as the rate of change of  $f$ .  
 (b) The rate of change of  $g$  is  $2x$  times as fast as the rate of change of  $f$ .  
 97. (a)  $g'(x) = f'(x)$  (b)  $h'(x) = 2f'(x)$   
 (c)  $r'(x) = -3f'(-3x)$  (d)  $s'(x) = f'(x + 2)$

$x$	-2	-1	0	1	2	3
$f'(x)$	4	$\frac{2}{3}$	$-\frac{1}{3}$	-1	-2	-4
$g'(x)$	4	$\frac{2}{3}$	$-\frac{1}{3}$	-1	-2	-4
$h'(x)$	8	$\frac{4}{3}$	$-\frac{2}{3}$	-2	-4	-8
$r'(x)$		12	1			
$s'(x)$	$-\frac{1}{3}$	-1	-2	-4		

99. (a)  $\frac{1}{2}$   
 (b)  $s'(5)$  does not exist because  $g$  is not differentiable at 6.  
 101. (a) 1.461 (b) -1.016      103. 0.2 rad, 1.45 rad/sec

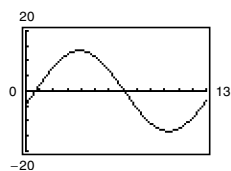


$T(t) = 27.3 \sin(0.49t - 1.90) + 57.1$



The model is a good fit.

(c)  $T'(t) = 13.377 \cos(0.49t - 1.90)$



- (d) The temperature changes most rapidly around spring (March–May) and fall (Oct.–Nov.)  
 The temperature changes most slowly around winter (Dec.–Feb.) and summer (Jun.–Aug.)  
 Yes. Explanations will vary.

107. (a) 0 bacteria per day (b) 177.8 bacteria per day  
 (c) 44.4 bacteria per day (d) 10.8 bacteria per day  
 (e) 3.3 bacteria per day  
 (f) The rate of change of the population is decreasing as time passes.

109. (a)  $f'(x) = \beta \cos \beta x$   
 $f''(x) = -\beta^2 \sin \beta x$   
 $f'''(x) = -\beta^3 \cos \beta x$   
 $f^{(4)}(x) = \beta^4 \sin \beta x$   
 (b)  $f''(x) + \beta^2 f(x) = -\beta^2 \sin \beta x + \beta^2 (\sin \beta x) = 0$   
 (c)  $f^{(2k)}(x) = (-1)^k \beta^{2k} \sin \beta x$   
 $f^{(2k-1)}(x) = (-1)^{k+1} \beta^{2k-1} \cos \beta x$

111. (a)  $r'(1) = 0$  (b)  $s'(4) = \frac{5}{8}$

113. (a) and (b) Proofs

115.  $g'(x) = 3 \left( \frac{3x-5}{|3x-5|} \right), x \neq \frac{5}{3}$

117.  $h'(x) = -|x| \sin x + \frac{x}{|x|} \cos x, x \neq 0$

119. (a)  $P_1(x) = 2 \left( x - \frac{\pi}{4} \right) + 1$

$P_2(x) = 2 \left( x - \frac{\pi}{4} \right)^2 + 2 \left( x - \frac{\pi}{4} \right) + 1$

- (b) (c)  $P_2$

- (d) The accuracy worsens as you move away from  $x = \frac{\pi}{4}$ .

121. True.    123. True    125. Putnam Problem A1, 1967

**Section 2.5 (page 149)**

1. Answers will vary. Sample answer: In the explicit form of a function, the dependent variable  $y$  is explicitly written as a function of the independent variable  $x$  [ $y = f(x)$ ]. In an implicit equation, the dependent variable  $y$  is not necessarily written in the form  $y = f(x)$ . An example of an implicit function is  $x^2 + xy = 5$ . In explicit form, it would be

$y = \frac{5 - x^2}{x}$ .

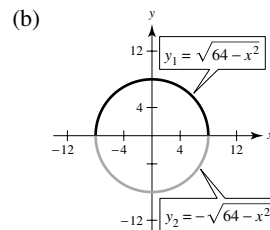
3. You use implicit differentiation to find the derivative in cases where it is difficult to express  $y$  as a function of  $x$  explicitly.

5.  $-\frac{x}{y}$     7.  $-\frac{x^4}{y^4}$     9.  $\frac{y - 3x^2}{2y - x}$

11.  $\frac{1 - 3x^2y^3}{3x^3y^2 - 1}$     13.  $\frac{6xy - 3x^2 - 2y^2}{4xy - 3x^2}$     15.  $\frac{\cos x}{4 \sin 2y}$

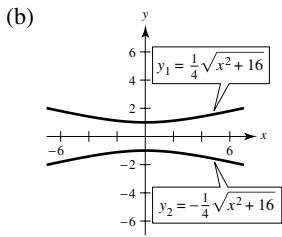
17.  $-\frac{\cot x \csc x + \tan y + 1}{x \sec^2 y}$     19.  $\frac{y \cos xy}{1 - x \cos xy}$

21. (a)  $y_1 = \sqrt{64 - x^2}, y_2 = -\sqrt{64 - x^2}$



(c)  $y' = \mp \frac{x}{\sqrt{64 - x^2}} = -\frac{x}{y}$     (d)  $y' = -\frac{x}{y}$

23. (a)  $y_1 = \frac{\sqrt{x^2 + 16}}{4}$ ,  $y_2 = -\frac{\sqrt{x^2 + 16}}{4}$



(c)  $y' = \frac{\pm x}{4\sqrt{x^2 + 16}} = \frac{x}{16y}$  (d)  $y' = \frac{x}{16y}$

25.  $-\frac{y}{x}$ ;  $-\frac{1}{6}$  27.  $\frac{98x}{y(x^2 + 49)^2}$ ; Undefined

29.  $-\frac{y(y + 2x)}{x(x + 2y)}$ ;  $-1$  31.  $-\sin^2(x + y)$  or  $-\frac{x^2}{x^2 + 1}$ ;  $0$

33.  $-\frac{1}{2}$  35.  $0$  37.  $y = -x + 7$

39.  $y = \frac{\sqrt{3}x}{6} + \frac{8\sqrt{3}}{3}$  41.  $y = -\frac{2}{11}x + \frac{30}{11}$

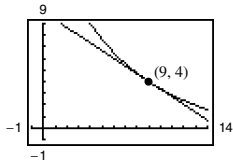
43. Answers will vary. Sample answers:  
 $xy = 2$ ,  $yx^2 + x = 2$ ;  $x^2 + y^2 + y = 4$ ,  $xy + y^2 = 2$

45. (a)  $y = -2x + 4$  (b) Answers will vary.

47.  $\cos^2 y$ ,  $-\frac{\pi}{2} < y < \frac{\pi}{2}$ ,  $\frac{1}{1 + x^2}$  49.  $-\frac{4}{y^3}$

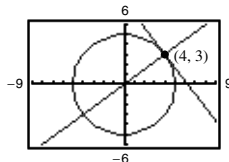
51.  $\frac{6x^2y + 2y - 20x}{(x^2 - 1)^2}$  53.  $\frac{x \sin x + 2 \cos x + 14y}{7x^2}$

55.  $2x + 3y - 30 = 0$



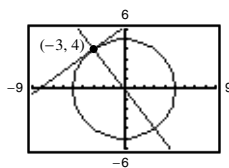
57. At  $(4, 3)$ :

Tangent line:  $4x + 3y - 25 = 0$   
 Normal line:  $3x - 4y = 0$



At  $(-3, 4)$ :

Tangent line:  $3x - 4y + 25 = 0$   
 Normal line:  $4x + 3y = 0$

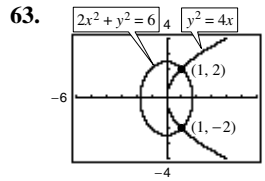


59.  $x^2 + y^2 = r^2 \Rightarrow y' = -\frac{x}{y} \Rightarrow \frac{y}{x} = \text{slope of normal line.}$

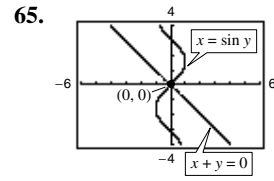
Then for  $(x_0, y_0)$  on the circle,  $x_0 \neq 0$ , an equation of the normal line is  $y = \left(\frac{y_0}{x_0}\right)x$ , which passes through the origin. If  $x_0 = 0$ , the normal line is vertical and passes through the origin.

61. Horizontal tangents:  $(-4, 0)$ ,  $(-4, 10)$

Vertical tangents:  $(0, 5)$ ,  $(-8, 5)$

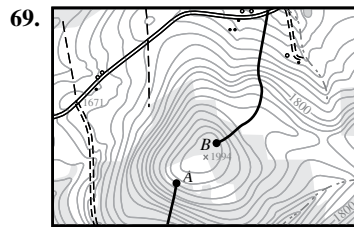
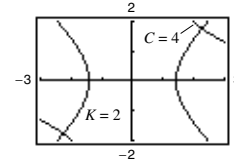
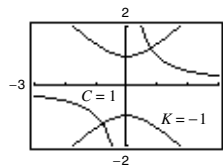


At  $(1, 2)$ :  
 Slope of ellipse:  $-1$   
 Slope of parabola:  $1$   
 At  $(1, -2)$ :  
 Slope of ellipse:  $1$   
 Slope of parabola:  $-1$



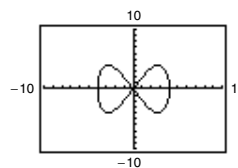
At  $(0, 0)$ :  
 Slope of line:  $-1$   
 Slope of sine curve:  $1$

67. Derivatives:  $\frac{dy}{dx} = -\frac{y}{x} \frac{dy}{dx} = \frac{y}{x}$

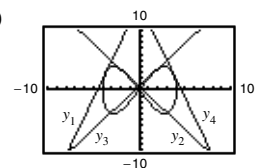


Use starting point B.

71. (a)



(b)



$$y_1 = \frac{1}{3}[(\sqrt{7} + 7)x + (8\sqrt{7} + 23)]$$

$$y_2 = -\frac{1}{3}[(-\sqrt{7} + 7)x - (23 - 8\sqrt{7})]$$

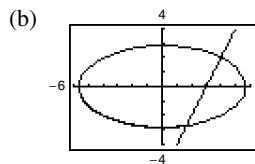
$$y_3 = -\frac{1}{3}[(\sqrt{7} - 7)x - (23 - 8\sqrt{7})]$$

$$y_4 = -\frac{1}{3}[(\sqrt{7} + 7)x - (8\sqrt{7} + 23)]$$

(c)  $\left(\frac{8\sqrt{7}}{7}, 5\right)$

73. Proof 75.  $y = -\frac{\sqrt{3}}{2}x + 2\sqrt{3}$ ,  $y = \frac{\sqrt{3}}{2}x - 2\sqrt{3}$

77. (a)  $y = 2x - 6$



(c)  $\left(\frac{28}{17}, -\frac{46}{17}\right)$

Section 2.6 (page 157)

1. A related-rate equation is an equation that relates the rates of change of various quantities.

3. (a)  $\frac{3}{4}$  (b) 20 5. (a)  $-\frac{5}{8}$  (b)  $\frac{3}{2}$

7. (a)  $-8$  cm/sec (b)  $0$  cm/sec (c)  $8$  cm/sec

9. (a)  $12$  ft/sec (b)  $6$  ft/sec (c)  $3$  ft/sec

11.  $296\pi$  cm<sup>2</sup>/min

13. (a)  $972\pi$  in.<sup>3</sup>/min,  $15,552\pi$  in.<sup>3</sup>/min  
 (b) If  $\frac{dr}{dt}$  is constant,  $\frac{dV}{dt}$  is proportional to  $r^2$ .

15. (a)  $72$  cm<sup>3</sup>/sec (b)  $1800$  cm<sup>3</sup>/sec

17.  $\frac{8}{405\pi}$  ft/min 19. (a) 12.5% (b)  $\frac{1}{144}$  m/min

21. (a)  $-\frac{7}{12}$  ft/sec,  $-\frac{3}{2}$  ft/sec,  $-\frac{48}{7}$  ft/sec  
 (b)  $\frac{527}{24}$  ft<sup>2</sup>/sec (c)  $\frac{1}{12}$  rad/sec

23. Rate of vertical change:  $\frac{1}{5}$  m/sec

Rate of horizontal change:  $-\frac{\sqrt{3}}{15}$  m/sec

25. (a)  $-750$  mi/h (b) 30 min

27.  $-\frac{50}{\sqrt{85}} \approx -5.42$  ft/sec

29. (a)  $\frac{25}{3}$  ft/sec (b)  $\frac{10}{3}$  ft/sec

31. (a) 12 sec (b)  $\frac{1}{2}\sqrt{3}$  m (c)  $\frac{\sqrt{5}\pi}{120}$  m/sec

33. Evaporation rate proportional to  $S \Rightarrow \frac{dV}{dt} = k(4\pi r^2)$

$$V = \left(\frac{4}{3}\right)\pi r^3 \Rightarrow \frac{dV}{dt} = 4\pi r^2 \frac{dr}{dt}. \text{ So } k = \frac{dr}{dt}.$$

35. (a)  $\frac{dy}{dt} = 3\frac{dx}{dt}$  means that  $y$  changes three times as fast as  $x$  changes.

(b)  $y$  changes slowly when  $x \approx 0$  or  $x \approx L$ .  $y$  changes more rapidly when  $x$  is near the middle of the interval.

37. 0.6 ohm/sec 39. About 84.9797 mi/h

41.  $\frac{2\sqrt{21}}{525} \approx 0.017$  rad/sec

43. (a)  $\frac{200\pi}{3}$  ft/sec (b)  $200\pi$  ft/sec

(c) About 427.43 $\pi$  ft/sec

45. (a) Proof (b)  $\frac{\sqrt{3}s^2}{8}, \frac{s^2}{8}$

47. (a)  $r(f) = 0.0096f^3 - 0.559f^2 + 10.54f - 61.5$

(b)  $\frac{dr}{dt} = (0.0288f^2 - 1.118f + 10.54)\frac{df}{dt}$   
 $-0.039$  million participants/yr

49.  $-0.1808$  ft/sec<sup>2</sup>

**Review Exercises for Chapter 2 (page 161)**

1. 0 3.  $3x^2 - 2$  5. 5  
 7.  $f$  is differentiable at all  $x \neq 3$ . 9. 0 11.  $3x^2 - 22x$

13.  $\frac{3}{\sqrt{x}} + \frac{1}{\sqrt[3]{x^2}}$  15.  $-\frac{4}{3t^3}$  17.  $4 - 5 \cos \theta$

19.  $-3 \sin \theta - \frac{\cos \theta}{4}$  21.  $-1$  23. 2

25. (a) 50 vibrations/sec/lb (b) 33.33 vibrations/sec/lb

27. (a)  $s(t) = -16t^2 - 30t + 600$   
 $v(t) = -32t - 30$

- (b)  $-94$  ft/sec  
 (c)  $v'(1) = -62$  ft/sec,  $v'(3) = -126$  ft/sec

- (d) About 5.258 sec (e) About  $-198.256$  ft/sec

29.  $4(5x^3 - 15x^2 - 11x - 8)$  31.  $9x \cos x - \cos x + 9 \sin x$

33.  $\frac{-(x^2 + 1)}{(x^2 - 1)^2}$  35.  $\frac{4x^3 \cos x + x^4 \sin x}{\cos^2 x}$

37.  $3x^2 \sec x \tan x + 6x \sec x$  39.  $-x \sin x$

41.  $y = 4x + 10$  43.  $y = -8x + 1$  45.  $-48t$

47.  $\frac{225}{4}\sqrt{x}$  49.  $6 \sec^2 \theta \tan \theta$  51.  $8 \cot x \csc^2 x$

53.  $v(3) = 11$  m/sec,  $a(3) = -6$  m/sec<sup>2</sup> 55.  $28(7x + 3)^3$

57.  $-\frac{6x}{(x^2 + 5)^4}$  59.  $-45 \sin(9x + 1)$

61.  $\frac{1}{2}(1 - \cos 2x)$ , or  $\sin^2 x$  63.  $(36x + 1)(6x + 1)^4$

65.  $\frac{3x^2(x + 10)}{2(x + 5)^{5/2}}$  67.  $-2$  69.  $-11$  71. 0

73.  $384(8x + 5)$  75.  $2 \csc^2 x \cot x$

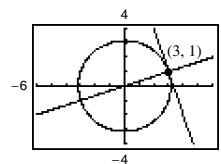
77. (a)  $-18.667^\circ/\text{h}$  (b)  $-7.284^\circ/\text{h}$

- (c)  $-3.240^\circ/\text{h}$  (d)  $-0.747^\circ/\text{h}$

79.  $-\frac{x}{y}$  81.  $\frac{y(y^2 - 3x^2)}{x(x^2 - 3y^2)}$  83.  $\frac{y \sin x + \sin y}{\cos x - x \cos y}$

85. Tangent line:  $3x + y - 10 = 0$

Normal line:  $x - 3y = 0$



87. (a)  $2\sqrt{2}$  units/sec (b) 4 units/sec (c) 8 units/sec

89.  $450\pi$  km/h

**P.S. Problem Solving (page 163)**

1. (a)  $r = \frac{1}{2}; x^2 + (y - \frac{1}{2})^2 = \frac{1}{4}$

(b) Center:  $(0, \frac{5}{4}); x^2 + (y - \frac{5}{4})^2 = 1$

3.  $p(x) = 2x^3 + 4x^2 - 5$

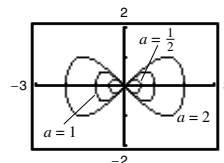
5. (a)  $y = 4x - 4$  (b)  $y = -\frac{1}{4}x + \frac{9}{2}; (-\frac{9}{4}, \frac{81}{16})$

(c) Tangent line:  $y = 0$  (d) Proof

Normal line:  $x = 0$

7. (a) Graph  $\begin{cases} y_1 = \frac{1}{a}\sqrt{x^2(a^2 - x^2)} \\ y_2 = -\frac{1}{a}\sqrt{x^2(a^2 - x^2)} \end{cases}$  as separate equations.

(b) Answers will vary. Sample answer:



The intercepts will always be  $(0, 0)$ ,  $(a, 0)$ , and  $(-a, 0)$ , and the maximum and minimum  $y$ -values appear to be  $\pm \frac{1}{2}a$ .

- (c)  $(\frac{a\sqrt{2}}{2}, \frac{a}{2}), (\frac{a\sqrt{2}}{2}, -\frac{a}{2}), (-\frac{a\sqrt{2}}{2}, \frac{a}{2}), (-\frac{a\sqrt{2}}{2}, -\frac{a}{2})$

9. (a) When the man is 90 ft from the light, the tip of his shadow is  $112\frac{1}{2}$  ft from the light. The tip of the child's shadow is  $111\frac{1}{9}$  ft from the light, so the man's shadow extends  $1\frac{7}{18}$  ft beyond the child's shadow.  
 (b) When the man is 60 ft from the light, the tip of his shadow is 75 ft from the light. The tip of the child's shadow is  $77\frac{7}{9}$  ft from the light, so the child's shadow extends  $2\frac{7}{9}$  ft beyond the man's shadow.  
 (c)  $d = 80$  ft  
 (d) Let  $x$  be the distance of the man from the light, and let  $s$  be the distance from the light to the tip of the shadow.

If  $0 < x < 80$ , then  $\frac{ds}{dt} = -\frac{50}{9}$ .

If  $x > 80$ , then  $\frac{ds}{dt} = -\frac{25}{4}$ .

There is a discontinuity at  $x = 80$ .

11. (a)  $v(t) = -\frac{27}{5}t + 27$  ft/sec (b) 5 sec; 73.5 ft  
 $a(t) = -\frac{27}{5}$  ft/sec<sup>2</sup>  
 (c) The acceleration due to gravity on Earth is greater in magnitude than that on the moon.  
 13. Proof: The graph of  $L$  is a line passing through the origin  $(0, 0)$ .  
 15. (a)  $j$  would be the rate of change of acceleration.  
 (b)  $j = 0$ . Acceleration is constant, so there is no change in acceleration.  
 (c)  $a$ : position function,  $d$ : velocity function,  $b$ : acceleration function,  $c$ : jerk function

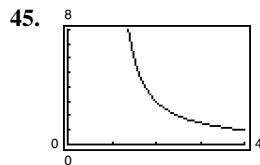
### Chapter 3

#### Section 3.1 (page 171)

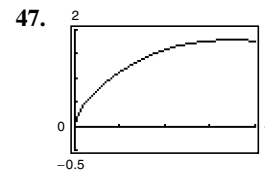
1.  $f(c)$  is the low point of the graph of  $f$  on the interval  $I$ .  
 3. A relative maximum is a peak of the graph. An absolute maximum is the greatest value on the interval  $I$ .  
 5. Find all  $x$ -values for which  $f'(x) = 0$  and all  $x$ -values for which  $f'(x)$  does not exist.  
 7.  $f'(0) = 0$     9.  $f'(2) = 0$     11.  $f'(-2)$  is undefined.  
 13. 2, absolute maximum (and relative maximum)  
 15. 1, absolute maximum (and relative maximum);  
 2, absolute minimum (and relative minimum);  
 3, absolute maximum (and relative maximum)

17.  $x = \frac{3}{4}$     19.  $t = \frac{8}{3}$     21.  $x = \frac{\pi}{3}, \pi, \frac{5\pi}{3}$   
 23. Minimum:  $(2, 1)$     25. Minimum:  $(-3, -13)$   
 Maximum:  $(-1, 4)$     Maximum:  $(0, 5)$   
 27. Minimum:  $(-1, -\frac{5}{2})$     29. Minimum:  $(0, 0)$   
 Maximum:  $(2, 2)$     Maximum:  $(-1, 5)$   
 31. Minimum:  $(1, -6)$  and  $(-2, -6)$   
 Maximum:  $(0, 0)$   
 33. Minimum:  $(-1, -1)$   
 Maximum:  $(3, 3)$   
 35. Minimum value is  $-2$  for  $-2 \leq x < -1$ .  
 Maximum:  $(2, 2)$   
 37. Minimum:  $(\frac{3\pi}{2}, -1)$     39. Minimum:  $(\pi, -3)$   
 Maximum:  $(\frac{5\pi}{6}, \frac{1}{2})$     Maxima:  $(0, 3)$  and  $(2\pi, 3)$

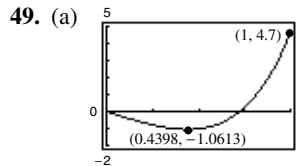
41. (a) Minimum:  $(0, -3)$     43. (a) Minimum:  $(1, -1)$   
 Maximum:  $(2, 1)$     Maximum:  $(-1, 3)$   
 (b) Minimum:  $(0, -3)$     (b) Maximum:  $(3, 3)$   
 (c) Maximum:  $(2, 1)$     (c) Minimum:  $(1, -1)$   
 (d) No extrema    (d) Minimum:  $(1, -1)$



Minimum:  $(4, 1)$



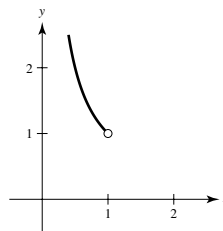
Minimum:  $(0, 0)$   
 Maximum:  $(2.7149, 1.7856)$



(b) Minimum:  
 $(0.4398, -1.0613)$

51. Maximum:  $|f''(\sqrt[3]{-10 + \sqrt{108}})| = f''(\sqrt{3} - 1) \approx 1.47$   
 53. Maximum:  $|f^{(4)}(0)| = \frac{56}{81}$

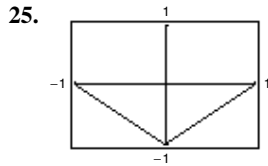
55. Answers will vary. Sample answer: Let  $f(x) = \frac{1}{x}$ .  $f$  is continuous on  $(0, 1)$  but does not have a maximum or minimum.



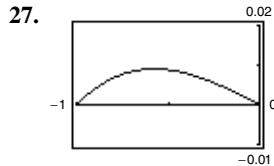
57. (a) Yes. The value is defined.  
 (b) No. The value is undefined.  
 59. No. The function is not defined at  $x = -2$ .  
 61. Maximum:  $P(12) = 72$ ; No.  $P$  is decreasing for  $I > 12$ .  
 63.  $\theta = \arcsin \sqrt{3} \approx 0.9553$  rad  
 65. False. The maximum would be 9 if the interval was closed.  
 67. True    69. Proof    71. Putnam Problem B3, 2004

#### Section 3.2 (page 178)

1. Rolle's Theorem gives conditions that guarantee the existence of an extreme value in the interior of a closed interval.  
 3.  $f(-1) = f(1) = 1$ ;  $f$  is not continuous on  $[-1, 1]$ .  
 5.  $f(0) = f(2) = 0$ ;  $f$  is not differentiable on  $(0, 2)$ .  
 7.  $(2, 0)$ ,  $(-1, 0)$ ;  $f'(\frac{1}{2}) = 0$     9.  $(0, 0)$ ,  $(-4, 0)$ ;  $f'(-\frac{8}{3}) = 0$   
 11.  $f'(\frac{3}{2}) = 0$     13.  $f'(\frac{6 - \sqrt{3}}{3}) = 0$ ;  $f'(\frac{6 + \sqrt{3}}{3}) = 0$   
 15. Not differentiable at  $x = 0$     17.  $f'(-2 + \sqrt{5}) = 0$   
 19.  $f'(\frac{\pi}{2}) = 0$ ;  $f'(\frac{3\pi}{2}) = 0$     21.  $f'(1) = 0$   
 23. Not continuous on  $[0, \pi]$



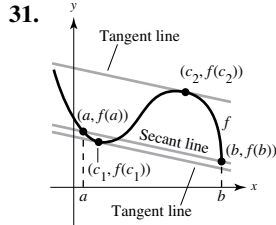
Rolle's Theorem does not apply.



$$f'\left(-\frac{6}{\pi} \arccos \frac{3}{\pi}\right) = 0$$

29. (a)  $f(1) = f(2) = 38$

(b) Velocity = 0 for some  $t$  in  $(1, 2)$ ;  $t = \frac{3}{2}$  sec

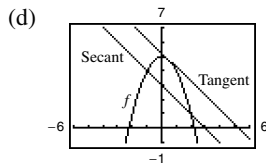


33. The function is not continuous on  $[0, 6]$ .

35. The function is not continuous on  $[0, 6]$ .

37. (a) Secant line:  $x + y - 3 = 0$  (b)  $c = \frac{1}{2}$

(c) Tangent line:  $4x + 4y - 21 = 0$



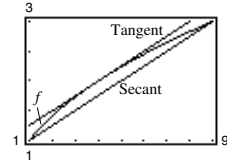
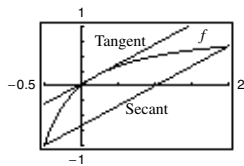
39.  $f'\left(\frac{\sqrt{21}}{3}\right) = 42$       41.  $f'\left(-\frac{\sqrt{3}}{3}\right) = 3$

43.  $f$  is not continuous at  $x = 1$ .

45.  $f$  is not differentiable at  $x = -\frac{1}{2}$ .      47.  $f'\left(\frac{\pi}{2}\right) = 0$

49. (a)–(c)

51. (a)–(c)



(b)  $y = \frac{2}{3}(x - 1)$

(b)  $y = \frac{1}{4}x + \frac{3}{4}$

(c)  $y = \frac{1}{3}(2x + 5 - 2\sqrt{6})$

(c)  $y = \frac{1}{4}x + 1$

53. (a)  $-14.7$  m/sec (b)  $1.5$  sec

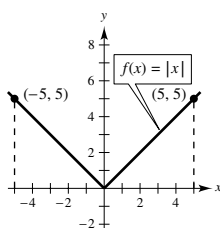
55. No. Let  $f(x) = x^2$  on  $[-1, 2]$ .

57. No.  $f(x)$  is not continuous on  $[0, 1]$ . So it does not satisfy the hypothesis of Rolle's Theorem.

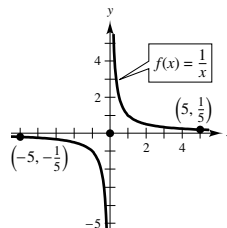
59. By the Mean Value Theorem, there is a time when the speed of the plane must equal the average speed of 454.5 miles/hour. The speed was 400 miles/hour when the plane was accelerating to 454.5 miles/hour and decelerating from 454.5 miles/hour.

61. Proof

63. (a)



(b)



65–67. Proofs      69.  $f(x) = 5$ ;  $f(x) = c$  and  $f(2) = 5$ .

71.  $f(x) = x^2 - 1$ ;  $f(x) = x^2 + c$  and  $f(1) = 0$ , so  $c = -1$ .

73. False.  $f$  is not continuous on  $[-1, 1]$ .      75. True

77–85. Proofs

### Section 3.3 (page 187)

1. A positive derivative of a function on an open interval implies that the function is increasing on the interval. A negative derivative implies that the function is decreasing. A zero derivative implies that the function is constant.

3. (a)  $(0, 6)$  (b)  $(6, 8)$

5. Increasing on  $(-\infty, -1)$ ; Decreasing on  $(-1, \infty)$

7. Increasing on  $(-\infty, -2)$  and  $(2, \infty)$ ; Decreasing on  $(-2, 2)$

9. Increasing on  $(-\infty, -1)$ ; Decreasing on  $(-1, \infty)$

11. Increasing on  $(1, \infty)$ ; Decreasing on  $(-\infty, 1)$

13. Increasing on  $(-2\sqrt{2}, 2\sqrt{2})$ ; Decreasing on  $(-4, -2\sqrt{2})$  and  $(2\sqrt{2}, 4)$

15. Increasing on  $(0, \frac{\pi}{2})$  and  $(\frac{3\pi}{2}, 2\pi)$ ;

Decreasing on  $(\frac{\pi}{2}, \frac{3\pi}{2})$

17. Increasing on  $(0, \frac{7\pi}{6})$  and  $(\frac{11\pi}{6}, 2\pi)$ ;

Decreasing on  $(\frac{7\pi}{6}, \frac{11\pi}{6})$

19. (a) Critical number:  $x = 4$

(b) Increasing on  $(4, \infty)$ ; Decreasing on  $(-\infty, 4)$

(c) Relative minimum:  $(4, -16)$

21. (a) Critical number:  $x = 1$

(b) Increasing on  $(-\infty, 1)$ ; Decreasing on  $(1, \infty)$

(c) Relative maximum:  $(1, 5)$

23. (a) Critical numbers:  $x = -1, 1$

(b) Increasing on  $(-1, 1)$ ;

Decreasing on  $(-\infty, -1)$  and  $(1, \infty)$

(c) Relative maximum:  $(1, 17)$ ;

Relative minimum:  $(-1, -11)$

25. (a) Critical numbers:  $x = -\frac{5}{3}, 1$

(b) Increasing on  $(-\infty, -\frac{5}{3})$ ,  $(1, \infty)$ ;

Decreasing on  $(-\frac{5}{3}, 1)$

(c) Relative maximum:  $(-\frac{5}{3}, \frac{256}{27})$ ;

Relative minimum:  $(1, 0)$

27. (a) Critical numbers:  $x = \pm 1$

(b) Increasing on  $(-\infty, -1)$  and  $(1, \infty)$ ;

Decreasing on  $(-1, 1)$

(c) Relative maximum:  $(-1, \frac{4}{5})$ ; Relative minimum:  $(1, -\frac{4}{5})$

29. (a) Critical number:  $x = 0$

(b) Increasing on  $(-\infty, \infty)$

(c) No relative extrema

31. (a) Critical number:  $x = -2$

(b) Increasing on  $(-2, \infty)$ ; Decreasing on  $(-\infty, -2)$

(c) Relative minimum:  $(-2, 0)$

33. (a) Critical number:  $x = 5$

(b) Increasing on  $(-\infty, 5)$ ; Decreasing on  $(5, \infty)$

(c) Relative maximum:  $(5, 5)$



35. (a) Critical numbers:  $x = \pm \frac{\sqrt{2}}{2}$ ; Discontinuity:  $x = 0$

(b) Increasing on  $(-\infty, -\frac{\sqrt{2}}{2})$  and  $(\frac{\sqrt{2}}{2}, \infty)$ ;

Decreasing on  $(-\frac{\sqrt{2}}{2}, 0)$  and  $(0, \frac{\sqrt{2}}{2})$

(c) Relative maximum:  $(-\frac{\sqrt{2}}{2}, -2\sqrt{2})$ ;

Relative minimum:  $(\frac{\sqrt{2}}{2}, 2\sqrt{2})$

37. (a) Critical number:  $x = 0$ ; Discontinuities:  $x = \pm 3$

(b) Increasing on  $(-\infty, -3)$  and  $(-3, 0)$ ;

Decreasing on  $(0, 3)$  and  $(3, \infty)$

(c) Relative maximum:  $(0, 0)$

39. (a) Critical number:  $x = 0$

(b) Increasing on  $(-\infty, 0)$ ; Decreasing on  $(0, \infty)$

(c) Relative maximum:  $(0, 4)$

41. (a) Critical numbers:  $x = \frac{\pi}{3}, \frac{5\pi}{3}$ ; Increasing on  $(\frac{\pi}{3}, \frac{5\pi}{3})$ ;

Decreasing on  $(0, \frac{\pi}{3})$  and  $(\frac{5\pi}{3}, 2\pi)$

(b) Relative maximum:  $(\frac{5\pi}{3}, \frac{5\pi}{3} + \sqrt{3})$ ;

Relative minimum:  $(\frac{\pi}{3}, \frac{\pi}{3} - \sqrt{3})$

43. (a) Critical numbers:  $x = \frac{\pi}{4}, \frac{5\pi}{4}$ ;

Increasing on  $(0, \frac{\pi}{4})$ ,  $(\frac{5\pi}{4}, 2\pi)$ ;

Decreasing on  $(\frac{\pi}{4}, \frac{5\pi}{4})$

(b) Relative maximum:  $(\frac{\pi}{4}, \sqrt{2})$ ;

Relative minimum:  $(\frac{5\pi}{4}, -\sqrt{2})$

45. (a) Critical numbers:

$$x = \frac{\pi}{4}, \frac{\pi}{2}, \frac{3\pi}{4}, \pi, \frac{5\pi}{4}, \frac{3\pi}{2}, \frac{7\pi}{4}$$

Increasing on  $(\frac{\pi}{4}, \frac{\pi}{2})$ ,  $(\frac{3\pi}{4}, \pi)$ ,  $(\frac{5\pi}{4}, \frac{3\pi}{2})$ ,  $(\frac{7\pi}{4}, 2\pi)$ ;

Decreasing on  $(0, \frac{\pi}{4})$ ,  $(\frac{\pi}{2}, \frac{3\pi}{4})$ ,  $(\pi, \frac{5\pi}{4})$ ,  $(\frac{3\pi}{2}, \frac{7\pi}{4})$

(b) Relative maxima:  $(\frac{\pi}{2}, 1)$ ,  $(\pi, 1)$ ,  $(\frac{3\pi}{2}, 1)$ ;

Relative minima:  $(\frac{\pi}{4}, 0)$ ,  $(\frac{3\pi}{4}, 0)$ ,  $(\frac{5\pi}{4}, 0)$ ,  $(\frac{7\pi}{4}, 0)$

47. (a) Critical numbers:  $\frac{\pi}{2}, \frac{7\pi}{6}, \frac{3\pi}{2}, \frac{11\pi}{6}$ ;

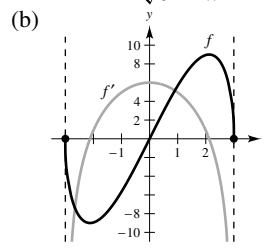
Increasing on  $(0, \frac{\pi}{2})$ ,  $(\frac{7\pi}{6}, \frac{3\pi}{2})$ ,  $(\frac{11\pi}{6}, 2\pi)$ ;

Decreasing on  $(\frac{\pi}{2}, \frac{7\pi}{6})$ ,  $(\frac{3\pi}{2}, \frac{11\pi}{6})$

(b) Relative maxima:  $(\frac{\pi}{2}, 2)$ ,  $(\frac{3\pi}{2}, 0)$ ;

Relative minima:  $(\frac{7\pi}{6}, -\frac{1}{4})$ ,  $(\frac{11\pi}{6}, -\frac{1}{4})$

49. (a)  $f'(x) = \frac{2(9 - 2x^2)}{\sqrt{9 - x^2}}$



(c) Critical numbers:

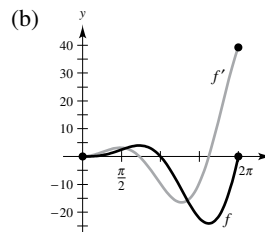
$$x = \pm \frac{3\sqrt{2}}{2}$$

(d)  $f' > 0$  on  $(-\frac{3\sqrt{2}}{2}, \frac{3\sqrt{2}}{2})$ ;

$f' < 0$  on  $(-3, -\frac{3\sqrt{2}}{2})$ ,  $(\frac{3\sqrt{2}}{2}, 3)$ ;

$f$  is increasing when  $f'$  is positive and decreasing when  $f'$  is negative.

51. (a)  $f'(t) = t(t \cos t + 2 \sin t)$



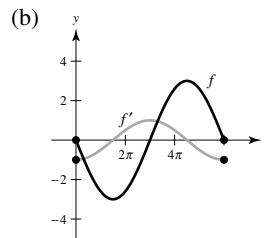
(c) Critical numbers:

$$t = 2.2889, 5.0870$$

(d)  $f' > 0$  on  $(0, 2.2889)$ ,  $(5.0870, 2\pi)$ ;

$f' < 0$  on  $(2.2889, 5.0870)$ ;  
 $f$  is increasing when  $f'$  is positive and decreasing when  $f'$  is negative.

53. (a)  $f'(x) = -\cos \frac{x}{3}$

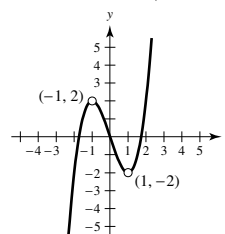


(c) Critical numbers:  $x = \frac{3\pi}{2}, \frac{9\pi}{2}$

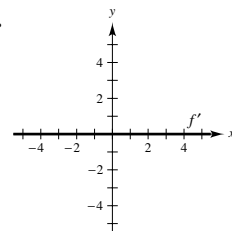
(d)  $f' > 0$  on  $(\frac{3\pi}{2}, \frac{9\pi}{2})$ ;  $f' < 0$  on  $(0, \frac{3\pi}{2})$ ,  $(\frac{9\pi}{2}, 6\pi)$ ;

$f$  is increasing when  $f'$  is positive and decreasing when  $f'$  is negative.

55.  $f(x)$  is symmetric with respect to the origin.  
Zeros:  $(0, 0)$ ,  $(\pm\sqrt{3}, 0)$

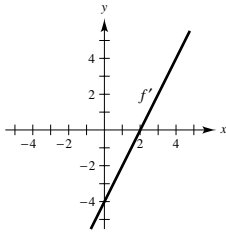


57.

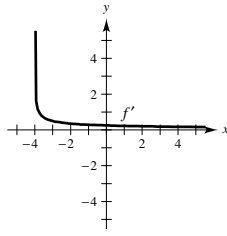


$g(x)$  is continuous on  $(-\infty, \infty)$ ,  
and  $f(x)$  has holes at  $x = 1$   
and  $x = -1$ .

59.

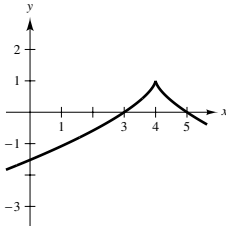


61.



63.  $g'(0) < 0$     65.  $g'(-6) < 0$

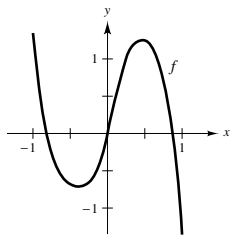
67. Answers will vary. Sample answer:



69. No. For example, the product of  $f(x) = x$  and  $g(x) = x$  is  $f(x) \cdot g(x) = x^2$ , which is decreasing on  $(-\infty, 0)$  and increasing on  $(0, \infty)$ .

71.  $(5, f(5))$  is a relative minimum.

73. (a)



(b) Critical numbers:  $x \approx -0.40$  and  $x \approx 0.48$

(c) Relative maximum:  $(0.48, 1.25)$ ;

Relative minimum:  $(-0.40, 0.75)$

75. (a)  $s'(t) = 9.8(\sin \theta)t$ ; speed =  $|9.8(\sin \theta)t|$

(b)

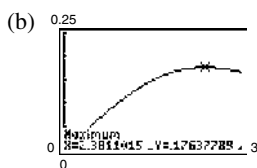
$\theta$	0	$\frac{\pi}{4}$	$\frac{\pi}{3}$	$\frac{\pi}{2}$	$\frac{2\pi}{3}$	$\frac{3\pi}{4}$	$\pi$
$s'(t)$	0	$4.9\sqrt{2}t$	$4.9\sqrt{3}t$	$9.8t$	$4.9\sqrt{3}t$	$4.9\sqrt{2}t$	0

The speed is maximum at  $\theta = \frac{\pi}{2}$ .

77. (a)

$t$	0	0.5	1	1.5	2	2.5	3
$C(t)$	0	0.055	0.107	0.148	0.171	0.176	0.167

$t = 2.5$  h



$t \approx 2.38$  h    (c)  $t \approx 2.38$  h

79.  $r = \frac{2R}{3}$

81. (a)  $v(t) = 6 - 2t$     (b)  $[0, 3)$     (c)  $(3, \infty)$     (d)  $t = 3$

83. (a)  $v(t) = 3t^2 - 10t + 4$

(b)  $\left[0, \frac{5 - \sqrt{13}}{3}\right)$  and  $\left(\frac{5 + \sqrt{13}}{3}, \infty\right)$

(c)  $\left(\frac{5 - \sqrt{13}}{3}, \frac{5 + \sqrt{13}}{3}\right)$     (d)  $t = \frac{5 \pm \sqrt{13}}{3}$

85. Answers will vary.

87. (a) Minimum degree: 3

(b)  $a_3(0)^3 + a_2(0)^2 + a_1(0) + a_0 = 0$

$a_3(2)^3 + a_2(2)^2 + a_1(2) + a_0 = 2$

$3a_3(0)^2 + 2a_2(0) + a_1 = 0$

$3a_3(2)^2 + 2a_2(2) + a_1 = 0$

(c)  $f(x) = -\frac{1}{2}x^3 + \frac{3}{2}x^2$

89. (a) Minimum degree: 4

(b)  $a_4(0)^4 + a_3(0)^3 + a_2(0)^2 + a_1(0) + a_0 = 0$

$a_4(2)^4 + a_3(2)^3 + a_2(2)^2 + a_1(2) + a_0 = 4$

$a_4(4)^4 + a_3(4)^3 + a_2(4)^2 + a_1(4) + a_0 = 0$

$4a_4(0)^3 + 3a_3(0)^2 + 2a_2(0) + a_1 = 0$

$4a_4(2)^3 + 3a_3(2)^2 + 2a_2(2) + a_1 = 0$

$4a_4(4)^3 + 3a_3(4)^2 + 2a_2(4) + a_1 = 0$

(c)  $f(x) = \frac{1}{4}x^4 - 2x^3 + 4x^2$

91. False. Let  $f(x) = \sin x$ .    93. False. Let  $f(x) = x^3$ .

95. False. Let  $f(x) = x^3$ . There is a critical number at  $x = 0$ , but not a relative extremum.

97–99. Proofs    101. Putnam Problem A3, 2003

### Section 3.4 (page 196)

1. Find the second derivative of a function and form test intervals by using the values for which the second derivative is zero or does not exist and the values at which the function is not continuous. Determine the sign of the second derivative on these test intervals. If the second derivative is positive, then the graph is concave upward. If the second derivative is negative, then the graph is concave downward.

3.  $f' > 0$ ,  $f'' < 0$     5. Concave upward:  $(-\infty, \infty)$

7. Concave upward:  $(-\infty, 0)$ ,  $(\frac{3}{2}, \infty)$ ;  
Concave downward:  $(0, \frac{3}{2})$

9. Concave upward:  $(-\infty, -2)$ ,  $(2, \infty)$ ;  
Concave downward:  $(-2, 2)$

11. Concave upward:  $(-\infty, -\frac{1}{6})$ ;  
Concave downward:  $(-\frac{1}{6}, \infty)$

13. Concave upward:  $(-\infty, -1)$ ,  $(1, \infty)$ ;  
Concave downward:  $(-1, 1)$

15. Concave upward:  $(-\frac{\pi}{2}, 0)$ ; Concave downward:  $(0, \frac{\pi}{2})$

17. Point of inflection:  $(3, 0)$ ; Concave downward:  $(-\infty, 3)$ ;  
Concave upward:  $(3, \infty)$

19. Points of inflection: None; Concave downward:  $(-\infty, \infty)$

21. Points of inflection:  $(2, -16)$ ,  $(4, 0)$ ;  
Concave upward:  $(-\infty, 2)$ ,  $(4, \infty)$ ;  
Concave downward:  $(2, 4)$

23. Points of inflection: None; Concave upward:  $(-3, \infty)$

25. Points of inflection: None; Concave upward:  $(0, \infty)$

27. Point of inflection:  $(2\pi, 0)$ ;

Concave upward:  $(2\pi, 4\pi)$ ; Concave downward:  $(0, 2\pi)$

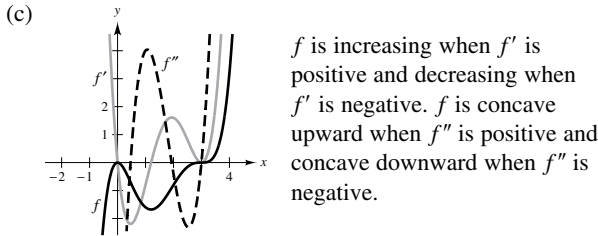
29. Concave upward:  $(0, \pi)$ ,  $(2\pi, 3\pi)$ ;

Concave downward:  $(\pi, 2\pi)$ ,  $(3\pi, 4\pi)$

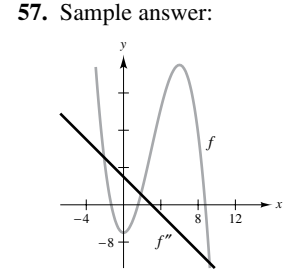
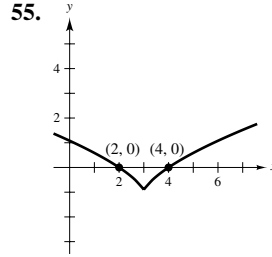
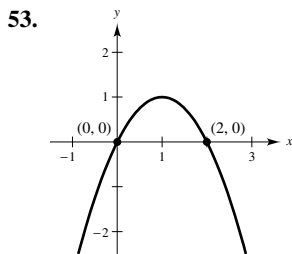
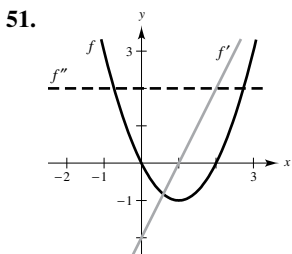
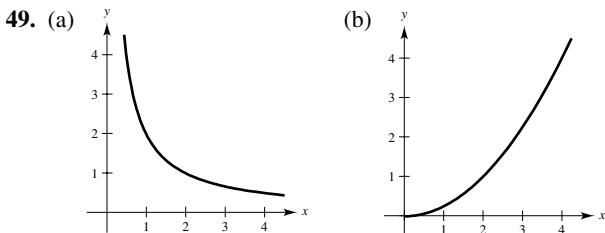
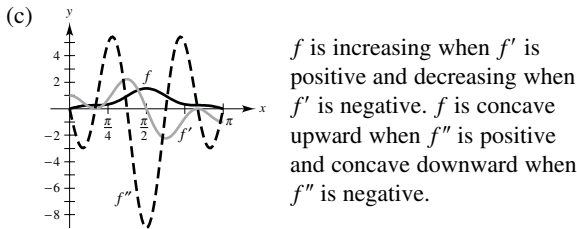
31. Points of inflection:  $(\pi, 0)$ ,  $(1.823, 1.452)$ ,  $(4.46, -1.452)$ ;  
 Concave upward:  $(1.823, \pi)$ ,  $(4.46, 2\pi)$ ;  
 Concave downward:  $(0, 1.823)$ ,  $(\pi, 4.46)$

33. Relative maximum:  $(3, 9)$   
 35. Relative maximum:  $(0, 3)$ ; Relative minimum:  $(2, -1)$   
 37. Relative minimum:  $(3, -25)$   
 39. Relative minimum:  $(0, -3)$   
 41. Relative maximum:  $(-2, -4)$ ; Relative minimum:  $(2, 4)$   
 43. No relative extrema, because  $f$  is nonincreasing.

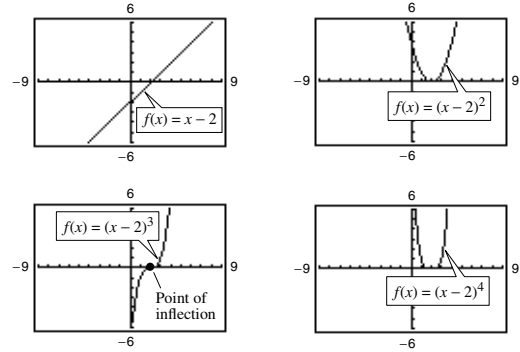
45. (a)  $f'(x) = 0.2x(x - 3)^2(5x - 6)$ ;  
 $f''(x) = 0.4(x - 3)(10x^2 - 24x + 9)$   
 (b) Relative maximum:  $(0, 0)$ ;  
 Relative minimum:  $(1.2, -1.6796)$ ;  
 Points of inflection:  $(0.4652, -0.7048)$ ,  
 $(1.9348, -0.9048)$ ,  $(3, 0)$



47. (a)  $f'(x) = \cos x - \cos 3x + \cos 5x$ ;  
 $f''(x) = -\sin x + 3 \sin 3x - 5 \sin 5x$   
 (b) Relative maximum:  $(\frac{\pi}{2}, 1.53333)$ ;  
 Points of inflection:  $(\frac{\pi}{6}, 0.2667)$ ,  $(1.1731, 0.9637)$ ,  
 $(1.9685, 0.9637)$ ,  $(\frac{5\pi}{6}, 0.2667)$



59. (a)  $f(x) = (x - 2)^n$  has a point of inflection at  $(2, 0)$  if  $n$  is odd and  $n \geq 3$ .

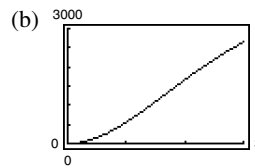


(b) Proof

61.  $f(x) = \frac{1}{2}x^3 - 6x^2 + \frac{45}{2}x - 24$   
 63. (a)  $f(x) = \frac{1}{32}x^3 + \frac{3}{16}x^2$  (b) Two miles from touchdown  
 65.  $x = 100$  units  
 67. (a)

$t$	0.5	1	1.5	2	2.5	3
$S$	151.5	555.6	1097.6	1666.7	2193.0	2647.1

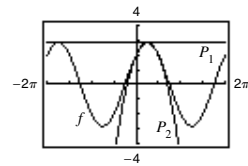
$1.5 < t < 2$



(c) About 1.633 yr

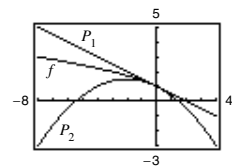
$t \approx 1.5$

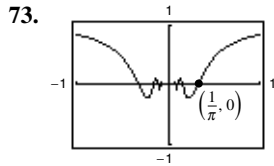
69.  $P_1(x) = 2\sqrt{2}$   
 $P_2(x) = 2\sqrt{2} - \sqrt{2}\left(x - \frac{\pi}{4}\right)^2$   
 The values of  $f$ ,  $P_1$ , and  $P_2$  and their first derivatives are equal when  $x = \frac{\pi}{4}$ . The approximations



worsen as you move away from  $x = \frac{\pi}{4}$ .

71.  $P_1(x) = 1 - \frac{x}{2}$   
 $P_2(x) = 1 - \frac{x}{2} - \frac{x^2}{8}$   
 The values of  $f$ ,  $P_1$ , and  $P_2$  and their first derivatives are equal when  $x = 0$ . The approximations worsen as you move away from  $x = 0$ .





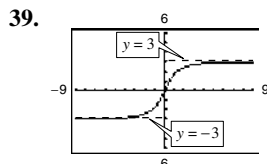
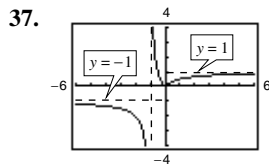
75. True

77. False.  $f$  is concave upward at  $x = c$  if  $f''(c) > 0$ .

79. Proof

**Section 3.5 (page 206)**

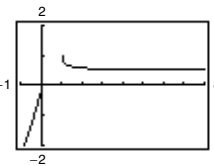
1. (a) As  $x$  increases without bound,  $f(x)$  approaches  $-5$ .  
 (b) As  $x$  decreases without bound,  $f(x)$  approaches  $3$ .  
 3. 2; one from the left and one from the right  
 5. f    6. c    7. d    8. a    9. b    10. e  
 11. (a)  $\infty$     (b) 5    (c) 0    13. (a) 0    (b) 1    (c)  $\infty$   
 15. (a) 0    (b)  $-\frac{2}{3}$     (c)  $-\infty$     17. 4    19.  $\frac{7}{9}$     21. 0  
 23.  $-\infty$     25.  $-1$     27.  $-2$     29.  $\frac{1}{2}$     31.  $\infty$   
 33. 0    35. 0



41. 1    43. 0    45.  $\frac{1}{6}$

47.

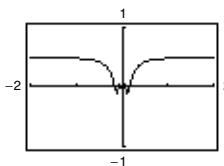
$x$	$10^0$	$10^1$	$10^2$	$10^3$	$10^4$	$10^5$	$10^6$
$f(x)$	1.000	0.513	0.501	0.500	0.500	0.500	0.500



$$\lim_{x \rightarrow \infty} [x - \sqrt{x(x-1)}] = \frac{1}{2}$$

49.

$x$	$10^0$	$10^1$	$10^2$	$10^3$	$10^4$	$10^5$	$10^6$
$f(x)$	0.479	0.500	0.500	0.500	0.500	0.500	0.500



The graph has a hole at  $x = 0$ .

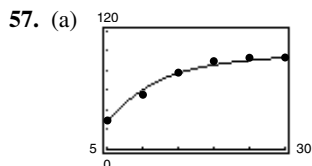
$$\lim_{x \rightarrow \infty} x \sin \frac{1}{2x} = \frac{1}{2}$$

51. 100%

53. An infinite limit is a description of how a limit fails to exist.

A limit at infinity deals with the end behavior of a function.

55. (a) 5    (b)  $-5$



(b) Yes.  $\lim_{t \rightarrow \infty} S = \frac{100}{1} = 100$

59. (a)  $\lim_{x \rightarrow \infty} f(x) = 2$

(b)  $x_1 = \sqrt{\frac{4-2\epsilon}{\epsilon}}, x_2 = -\sqrt{\frac{4-2\epsilon}{\epsilon}}$

(c)  $M = \sqrt{\frac{4-2\epsilon}{\epsilon}}$     (d)  $N = -\sqrt{\frac{4-2\epsilon}{\epsilon}}$

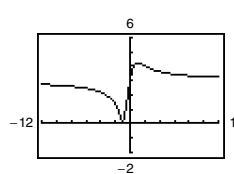
61. (a) Answers will vary.  $M = \frac{5\sqrt{33}}{11}$

(b) Answers will vary.  $M = \frac{29\sqrt{177}}{59}$

63–65. Proofs

67. (a)  $d(m) = \frac{|3m+3|}{\sqrt{m^2+1}}$

(b)



(c)  $\lim_{m \rightarrow \infty} d(m) = 3$ ;

$\lim_{m \rightarrow -\infty} d(m) = 3$ ;

As  $m$  approaches  $\pm\infty$ , the distance approaches 3.

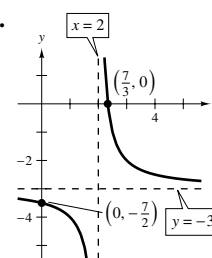
69. Proof

**Section 3.6 (page 215)**

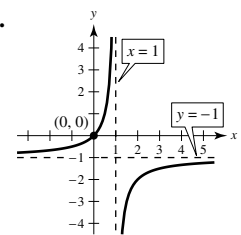
1. Domain, range, intercepts, asymptotes, symmetry, end behavior, differentiability, relative extrema, points of inflection, concavity, increasing and decreasing, infinite limits at infinity  
 3. Rational function; Use long division to rewrite the rational function as the sum of a first-degree polynomial and another rational function.

5. d    6. c    7. a    8. b

9.

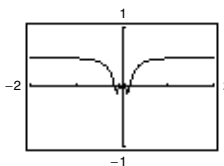


11.



49.

$x$	$10^0$	$10^1$	$10^2$	$10^3$	$10^4$	$10^5$	$10^6$
$f(x)$	0.479	0.500	0.500	0.500	0.500	0.500	0.500



The graph has a hole at  $x = 0$ .

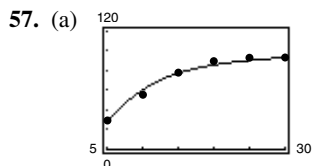
$$\lim_{x \rightarrow \infty} x \sin \frac{1}{2x} = \frac{1}{2}$$

51. 100%

53. An infinite limit is a description of how a limit fails to exist.

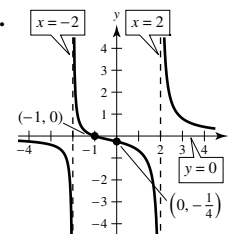
A limit at infinity deals with the end behavior of a function.

55. (a) 5    (b)  $-5$

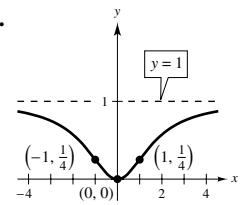


(b) Yes.  $\lim_{t \rightarrow \infty} S = \frac{100}{1} = 100$

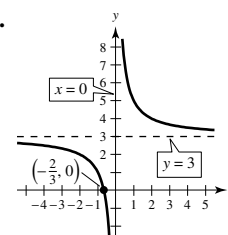
13.



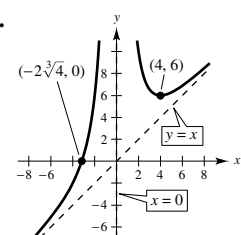
15.

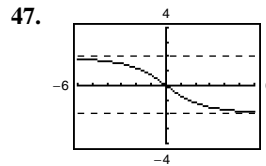
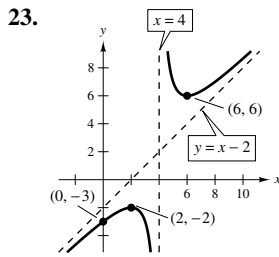
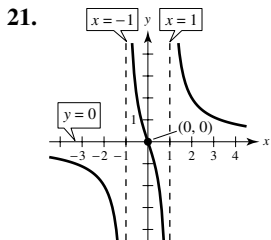


17.

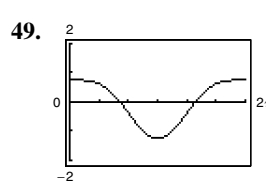
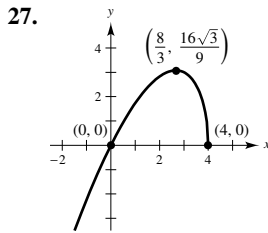
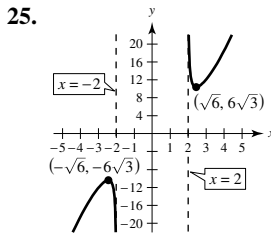


19.

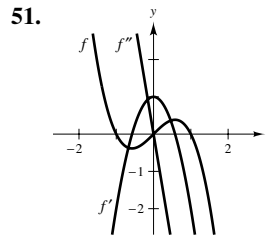
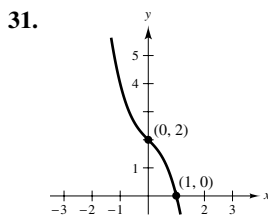
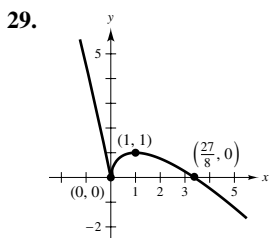




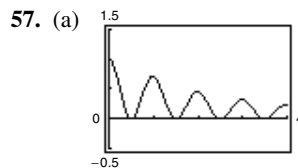
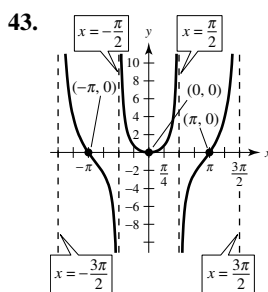
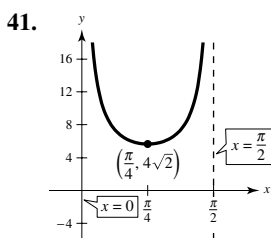
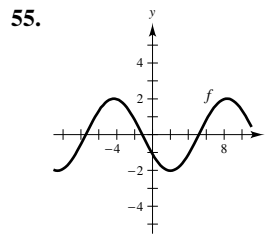
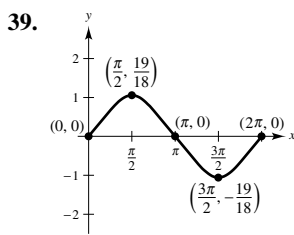
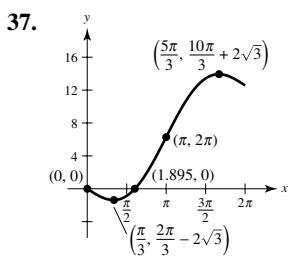
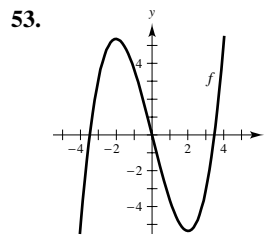
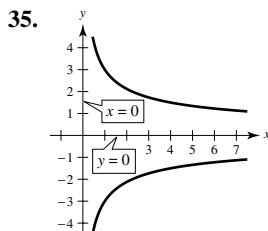
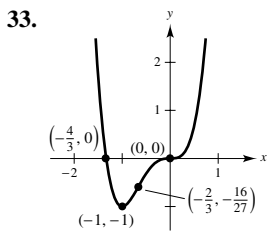
Point of inflection:  $(0, 0)$ ;  
Horizontal asymptotes:  $y = \pm 2$



Relative minimum:  $(\pi, -\frac{5}{4})$ ;  
Points of inflection:  $(\frac{2\pi}{3}, -\frac{3}{8}), (\frac{4\pi}{3}, -\frac{3}{8})$



The zeros of  $f'$  correspond to the points where the graph of  $f$  has horizontal tangents. The zero of  $f''$  corresponds to the point where the graph of  $f'$  has a horizontal tangent.



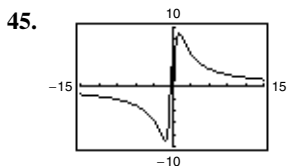
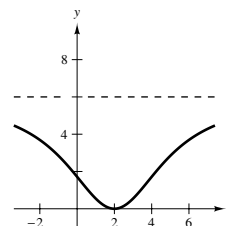
The graph has holes at  $x = 0$  and at  $x = 4$ .  
Visually approximated critical numbers:  $\frac{1}{2}, 1, \frac{3}{2}, 2, \frac{5}{2}, 3, \frac{7}{2}$

(b) 
$$f'(x) = \frac{-x \cos^2 \pi x}{(x^2 + 1)^{3/2}} - \frac{2\pi \sin \pi x \cos \pi x}{\sqrt{x^2 + 1}}$$

Approximate critical numbers:  $\frac{1}{2}, 0.97, \frac{3}{2}, 1.98, \frac{5}{2}, 2.98, \frac{7}{2}$ ;  
The critical numbers where maxima occur appear to be integers in part (a), but by approximating them using  $f'$ , you can see that they are not integers.

59. Answers will vary. Sample answer: Let

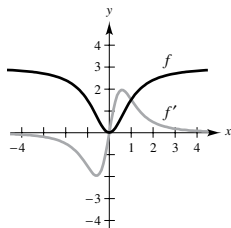
$$f(x) = \frac{-6}{0.1(x-2)^2 + 1} + 6.$$



Minimum:  $(-1.10, -9.05)$ ;  
Maximum:  $(1.10, 9.05)$ ;  
Points of inflection:  $(-1.84, -7.86), (1.84, 7.86)$ ;  
Vertical asymptote:  $x = 0$ ;  
Horizontal asymptote:  $y = 0$

61.  $f$  is decreasing on  $(2, 8)$ , and therefore  $f(3) > f(5)$ .

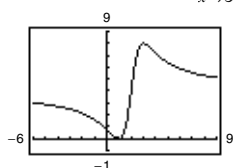
63. (a)



(b)  $\lim_{x \rightarrow \infty} f(x) = 3, \lim_{x \rightarrow \infty} f'(x) = 0$

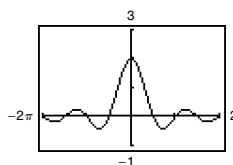
(c) Because  $\lim_{x \rightarrow \infty} f(x) = 3$ , the graph approaches that of a horizontal line,  $\lim_{x \rightarrow \infty} f'(x) = 0$ .

65.



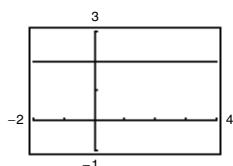
The graph crosses the horizontal asymptote  $y = 4$ .  
The graph of a function  $f$  does not cross its vertical asymptote  $x = c$  because  $f(c)$  does not exist.

67.



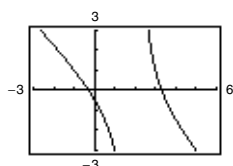
The graph has a hole at  $x = 0$ .  
The graph crosses the horizontal asymptote  $y = 0$ .  
The graph of a function  $f$  does not cross its vertical asymptote  $x = c$  because  $f(c)$  does not exist.

69.



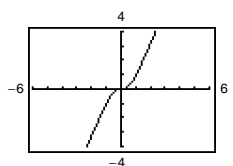
The graph has a hole at  $x = 3$ .  
The rational function is not reduced to lowest terms.

71.



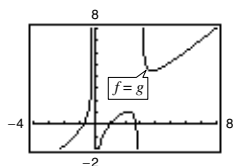
The graph appears to approach the line  $y = -x + 1$ , which is the slant asymptote.

73.



The graph appears to approach the line  $y = 2x$ , which is the slant asymptote.

75.



The graph appears to approach the line  $y = x$ , which is the slant asymptote.

77. (a)–(h) Proofs

79. Answers will vary. Sample answer:  $y = \frac{1}{x - 3}$

81. Answers will vary.

Sample answer:  $y = \frac{3x^2 - 7x - 5}{x - 3}$

83. False. Let  $f(x) = \frac{2x}{\sqrt{x^2 + 2}}, f'(x) > 0$  for all real numbers.

85. False. For example,

$$y = \frac{x^3 - 1}{x}$$

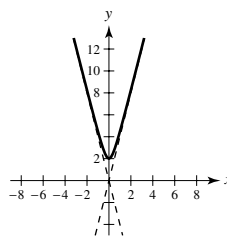
does not have a slant asymptote.

87. (a)  $(-3, 1)$  (b)  $(-7, -1)$

(c) Relative maximum at  $x = -3$ , relative minimum at  $x = 1$   
(d)  $x = -1$

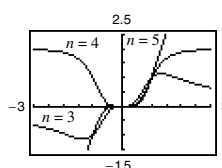
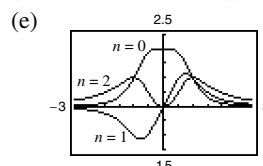
89. Answers will vary. Sample answer: The graph has a vertical asymptote at  $x = b$ . If  $a$  and  $b$  are both positive or both negative, then the graph of  $f$  approaches  $\infty$  as  $x$  approaches  $b$ , and the graph has a minimum at  $x = -b$ . If  $a$  and  $b$  have opposite signs, then the graph of  $f$  approaches  $-\infty$  as  $x$  approaches  $b$ , and the graph has a maximum at  $x = -b$ .

91.  $y = 4x, y = -4x$



93. (a) When  $n$  is even,  $f$  is symmetric about the  $y$ -axis. When  $n$  is odd,  $f$  is symmetric about the origin.

(b)  $n = 0, 1, 2, 3$  (c)  $n = 4$  (d)  $y = 2x$



$n$	0	1	2	3	4	5
$M$	1	2	3	2	1	0
$N$	2	3	4	5	2	3

### Section 3.7 (page 224)

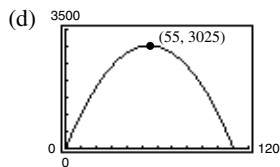
1. A primary equation is a formula for the quantity to be optimized. A secondary equation can be solved for a variable and then substituted into the primary equation to obtain a function of just one variable. A feasible domain is the set of input values that makes sense in an optimization problem.

3. (a)

First Number, $x$	Second Number	Product, $P$
10	$110 - 10$	$10(110 - 10) = 1000$
20	$110 - 20$	$20(110 - 20) = 1800$
30	$110 - 30$	$30(110 - 30) = 2400$
40	$110 - 40$	$40(110 - 40) = 2800$
50	$110 - 50$	$50(110 - 50) = 3000$
60	$110 - 60$	$60(110 - 60) = 3000$
70	$110 - 70$	$70(110 - 70) = 2800$
80	$110 - 80$	$80(110 - 80) = 2400$
90	$110 - 90$	$90(110 - 90) = 1800$
100	$110 - 100$	$100(110 - 100) = 1000$

The maximum is attained near  $x = 50$  and  $60$ .

- (b)  $P = x(110 - x)$  (c) 55 and 55



5.  $\frac{S}{2}$  and  $\frac{S}{2}$     7. 21 and 7    9. 54 and 27

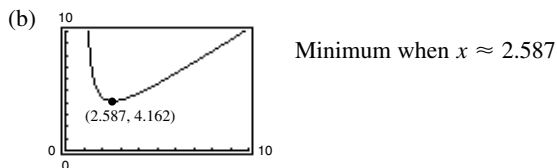
11.  $\ell = w = 20$  m    13.  $\ell = w = 7$  ft

15.  $(-\sqrt{\frac{5}{2}}, \frac{5}{2}), (\sqrt{\frac{5}{2}}, \frac{5}{2})$     17. 40 in.  $\times$  20 in.

19. 900 m  $\times$  450 m

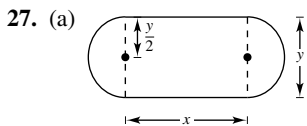
21. Rectangular portion:  $\frac{16}{\pi + 4} \times \frac{32}{\pi + 4}$  ft

23. (a)  $L = \sqrt{x^2 + 4} + \frac{8}{x - 1} + \frac{4}{(x - 1)^2}, x > 1$



- (c) (0, 0), (2, 0), (0, 4)

25. Width:  $\frac{5\sqrt{2}}{2}$ ; Length:  $5\sqrt{2}$



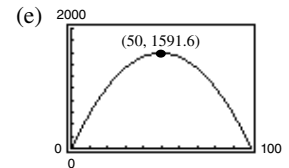
(b)

Length, $x$	Width, $y$	Area, $xy$
10	$(2/\pi)(100 - 10)$	$(10)(2/\pi)(100 - 10) \approx 573$
20	$(2/\pi)(100 - 20)$	$(20)(2/\pi)(100 - 20) \approx 1019$
30	$(2/\pi)(100 - 30)$	$(30)(2/\pi)(100 - 30) \approx 1337$
40	$(2/\pi)(100 - 40)$	$(40)(2/\pi)(100 - 40) \approx 1528$
50	$(2/\pi)(100 - 50)$	$(50)(2/\pi)(100 - 50) \approx 1592$
60	$(2/\pi)(100 - 60)$	$(60)(2/\pi)(100 - 60) \approx 1528$

The maximum area of the rectangle is approximately 1592 m<sup>2</sup>.

- (c)  $A = \frac{2}{\pi}(100x - x^2), 0 < x < 100$

- (d)  $\frac{dA}{dx} = \frac{2}{\pi}(100 - 2x)$   
 $= 0$  when  $x = 50$ ;  
 The maximum value is approximately 1592 when  $x = 50$ .



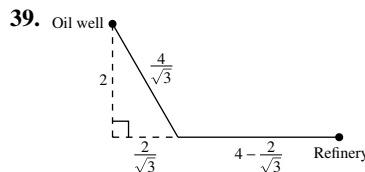
29. 18 in.  $\times$  18 in.  $\times$  36 in.

31. No. The volume changes because the shape of the container changes when it is squeezed.

33.  $r = \sqrt[3]{\frac{21}{2\pi}} \approx 1.50$  ( $h = 0$ , so the solid is a sphere.)

35. Side of square:  $\frac{10\sqrt{3}}{9 + 4\sqrt{3}}$ ; Side of triangle:  $\frac{30}{9 + 4\sqrt{3}}$

37.  $w = \frac{20\sqrt{3}}{3}$  in.,  $h = \frac{20\sqrt{6}}{3}$  in.

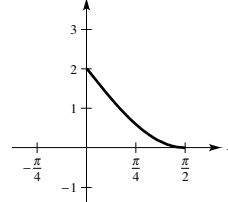


The path of the pipe should go underwater from the oil well to the coast following the hypotenuse of a right triangle with leg lengths of 2 miles and  $\frac{2}{\sqrt{3}}$  miles for a distance of  $\frac{4}{\sqrt{3}}$  miles.

Then the pipe should go down the coast to the refinery for a distance of  $(4 - \frac{2}{\sqrt{3}})$  miles.

41. One mile from the nearest point on the coast

43. (a) Origin to  $y$ -intercept: 2;



Origin to  $x$ -intercept:  $\frac{\pi}{2}$

- (b)  $d = \sqrt{x^2 + (2 - 2 \sin x)^2}$

- (c) Minimum distance is 0.9795 when  $x \approx 0.7967$ .

45. About 1.153 radians or 66°    47.  $5.\bar{3}\%$

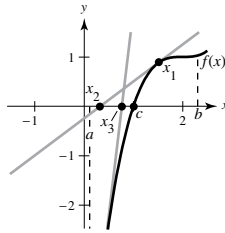
49.  $y = \frac{64}{141}x, S \approx 6.1$  mi    51.  $y = \frac{3}{10}x, S_3 \approx 4.50$  mi

53. (0, 0)    55. Putnam Problem A1, 1986

**Section 3.8 (page 233)**

1. Answers will vary. Sample answer:

If  $f$  is a function continuous on  $[a, b]$  and differentiable on  $(a, b)$ , where  $c \in [a, b]$  and  $f(c) = 0$ , then Newton's Method uses tangent lines to approximate  $c$ . First, estimate an initial  $x_1$  close to  $c$ . (See graph.) Then determine



$x_2$  using  $x_2 = x_1 - \frac{f(x_1)}{f'(x_1)}$ . Calculate a third estimate  $x_3$  using

$x_3 = x_2 - \frac{f(x_2)}{f'(x_2)}$ . Continue this process until  $|x_n - x_{n+1}|$  is

within the desired accuracy, and let  $x_{n+1}$  be the final approximation of  $c$ .

In the answers for Exercises 3 and 5, the values in the tables have been rounded for convenience. Because a calculator and a computer program calculate internally using more digits than they display, you may produce slightly different values from those shown in the tables.

3.

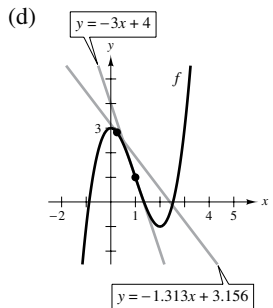
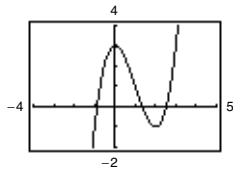
$n$	$x_n$	$f(x_n)$	$f'(x_n)$	$\frac{f(x_n)}{f'(x_n)}$	$x_n - \frac{f(x_n)}{f'(x_n)}$
1	2	-1	4	-0.25	2.25
2	2.25	0.0625	4.5	0.0139	2.2361

5.

$n$	$x_n$	$f(x_n)$	$f'(x_n)$	$\frac{f(x_n)}{f'(x_n)}$	$x_n - \frac{f(x_n)}{f'(x_n)}$
1	1.6	-0.0292	-0.9996	0.0292	1.5708
2	1.5708	0	-1	0	1.5708

7. -1.587    9. 0.682    11. 1.250, 5.000  
 13. 0.900, 1.100, 1.900    15. 1.935    17. 0.569  
 19. 4.493

21. (a) (b) 1.347 (c) 2.532



23.  $f'(x_1) = 0$     25. 0.74  
 27. The values would be identical.    29. (1.939, 0.240)

31.  $x \approx 1.563$  mi  
 33. (a) Proof (b)  $\sqrt{5} \approx 2.236, \sqrt{7} \approx 2.646$     35. Proof  
 37. False; Let  $f(x) = \frac{x^2 - 1}{x - 1}$ .    39. True    41. 0.217

**Section 3.9 (page 240)**

1.  $y = f(c) + f'(c)(x - c)$   
 3. Propagated error =  $f(x + \Delta x) - f(x)$ , relative error =  $\left| \frac{dy}{y} \right|$ ,

percent error =  $\left| \frac{dy}{y} \right| \cdot 100$

5.  $T(x) = 4x - 4$

$x$	1.9	1.99	2	2.01	2.1
$f(x)$	3.610	3.960	4	4.040	4.410
$T(x)$	3.600	3.960	4	4.040	4.400

7.  $T(x) = 80x - 128$

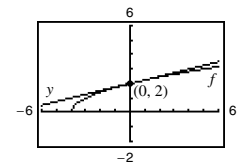
$x$	1.9	1.99	2	2.01	2.1
$f(x)$	24.761	31.208	32	32.808	40.841
$T(x)$	24.000	31.200	32	32.800	40.000

9.  $T(x) = (\cos 2)(x - 2) + \sin 2$

$x$	1.9	1.99	2	2.01	2.1
$f(x)$	0.946	0.913	0.909	0.905	0.863
$T(x)$	0.951	0.913	0.909	0.905	0.868

11.  $y - f(0) = f'(0)(x - 0)$

$y - 2 = \frac{1}{4}x$   
 $y = 2 + \frac{x}{4}$



13.  $\Delta y = 0.1655, dy = 0.15$   
 15.  $\Delta y = -0.039, dy = -0.040$   
 17.  $\Delta y \approx -0.053018, dy = -0.053$     19.  $6x dx$   
 21.  $(x \sec^2 x + \tan x) dx$     23.  $-\frac{3}{(2x - 1)^2} dx$   
 25.  $-\frac{x}{\sqrt{9 - x^2}} dx$     27.  $(3 - \sin 2x) dx$   
 29. (a) 0.9 (b) 1.04    31. (a) 8.035 (b) 7.95  
 33. (a)  $\pm \frac{5}{8} \text{ in.}^2$  (b) 0.625%  
 35. (a)  $\pm 20.25 \text{ in.}^3$  (b)  $\pm 5.4 \text{ in.}^2$  (c) 0.6%, 0.4%  
 37. 27.5 mi, about 7.3%    39. (a)  $\frac{1}{4}\%$  (b) 216 sec = 3.6 min  
 41. 6407 ft  
 43.  $f(x) = \sqrt{x}, dy = \frac{1}{2\sqrt{x}} dx$   
 $f(99.4) \approx \sqrt{100} + \frac{1}{2\sqrt{100}}(-0.6) = 9.97$   
 Calculator: 9.97



45.  $f(x) = \sqrt[4]{x}$ ,  $dy = \frac{1}{4x^{3/4}} dx$

$f(624) \approx \sqrt[4]{625} + \frac{1}{4(625)^{3/4}}(-1) = 4.998$

Calculator: 4.998

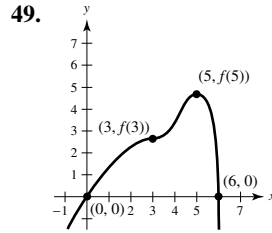
47. The value of  $dy$  becomes closer to the value of  $\Delta y$  as  $\Delta x$  approaches 0. Graphs will vary.

49. True    51. True    53. True

**Review Exercises for Chapter 3 (page 242)**

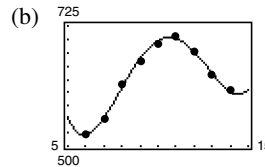
- 1. Maximum: (0, 0)                      3. Maximum: (4, 0)
- Minimum:  $(-\frac{5}{2}, -\frac{25}{4})$                   Minimum: (0, -2)
- 5. Maximum:  $(3, \frac{2}{3})$                     7. Maximum:  $(2\pi, 17.57)$
- Minimum:  $(-3, -\frac{2}{3})$                   Minimum: (2.73, 0.88)
- 9.  $f'(1) = 0$     11. Not continuous on  $[-2, 2]$
- 13.  $f'(\frac{2744}{729}) = \frac{3}{7}$     15.  $f$  is not differentiable at  $x = 5$ .
- 17.  $f'(0) = 1$
- 19. No; The function has a discontinuity at  $x = 0$ , which is in the interval  $[-2, 1]$ .
- 21. Increasing on  $(-\frac{3}{2}, \infty)$ ; Decreasing on  $(-\infty, -\frac{3}{2})$
- 23. Increasing on  $(-\infty, 1)$ ,  $(2, \infty)$ ; Decreasing on  $(1, 2)$
- 25. Increasing on  $(1, \infty)$ ; Decreasing on  $(0, 1)$
- 27. (a) Critical number:  $x = 3$
- (b) Increasing on  $(3, \infty)$ ; Decreasing on  $(-\infty, 3)$
- (c) Relative minimum: (3, -4)
- 29. (a) Critical number:  $t = 2$
- (b) Increasing on  $(2, \infty)$ ; Decreasing on  $(-\infty, 2)$
- (c) Relative minimum: (2, -12)
- 31. (a) Critical number:  $x = -8$ ; Discontinuity:  $x = 0$
- (b) Increasing on  $(-8, 0)$ ;  
Decreasing on  $(-\infty, -8)$  and  $(0, \infty)$
- (c) Relative minimum:  $(-8, -\frac{1}{16})$
- 33. (a) Critical numbers:  $x = \frac{3\pi}{4}, \frac{7\pi}{4}$
- (b) Increasing on  $(\frac{3\pi}{4}, \frac{7\pi}{4})$ ;  
Decreasing on  $(0, \frac{3\pi}{4})$  and  $(\frac{7\pi}{4}, 2\pi)$
- (c) Relative minimum:  $(\frac{3\pi}{4}, -\sqrt{2})$ ;  
Relative maximum:  $(\frac{7\pi}{4}, \sqrt{2})$
- 35. (a)  $v(t) = 3 - 4t$     (b)  $[0, \frac{3}{4}]$     (c)  $(\frac{3}{4}, \infty)$     (d)  $t = \frac{3}{4}$
- 37. Point of inflection: (3, -54); Concave upward:  $(3, \infty)$ ;  
Concave downward:  $(-\infty, 3)$
- 39. Points of inflection: None; Concave upward:  $(-5, \infty)$
- 41. Points of inflection:  $(\frac{\pi}{2}, \frac{\pi}{2}), (\frac{3\pi}{2}, \frac{3\pi}{2})$ ;  
Concave upward:  $(\frac{\pi}{2}, \frac{3\pi}{2})$ ;  
Concave downward:  $(0, \frac{\pi}{2}), (\frac{3\pi}{2}, 2\pi)$
- 43. Relative minimum: (-9, 0)
- 45. Relative maxima:  $(\frac{\sqrt{2}}{2}, \frac{1}{2}), (-\frac{\sqrt{2}}{2}, \frac{1}{2})$ ;  
Relative minimum: (0, 0)

47. Relative maximum: (-3, -12); Relative minimum: (3, 12)



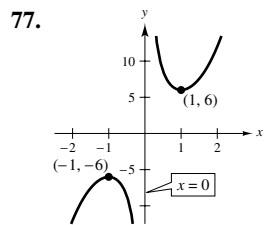
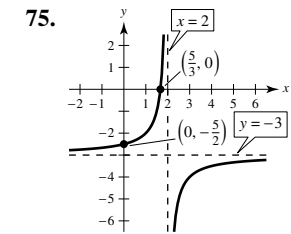
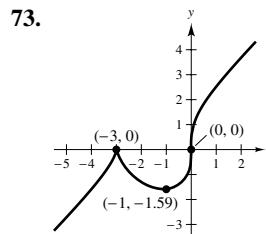
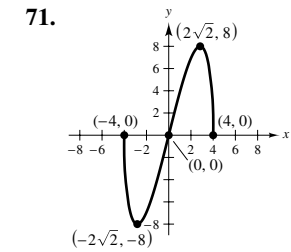
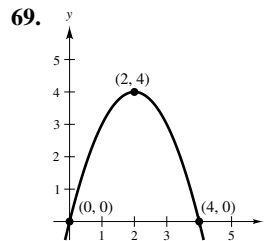
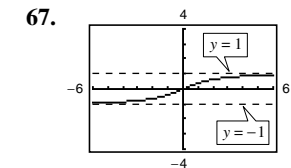
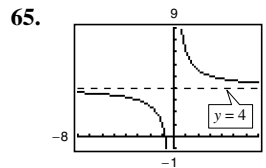
51. Increasing and concave downward

53. (a)  $D = 0.41489t^4 - 17.1307t^3 + 249.888t^2 - 1499.45t + 3684.8$



(c) 2011; 2006    (d) 2008

55. 8    57.  $-\frac{1}{8}$     59.  $-\infty$     61. 0    63. 6



79. 54, 36    81.  $x = 50$  ft and  $y = \frac{200}{3}$  ft

83. (0, 0), (5, 0), (0, 10)    85. 14.05 ft    87.  $\frac{32\pi r^3}{81}$

89. -1.532, -0.347, 1.879    91. -2.182, -0.795

93. -0.755    95.  $\Delta y = 5.044, dy = 4.8$

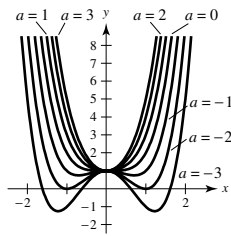
97.  $dy = (1 - \cos x + x \sin x) dx$

99.  $f(x) = \sqrt{x}, dy = \frac{1}{2\sqrt{x}}$   
 $f(63.9) \approx \sqrt{64} + \frac{1}{2\sqrt{64}}(-0.1) = 7.99375$   
 Calculator: 7.99375

101. (a)  $\pm 8.1\pi \text{ cm}^3$  (b)  $\pm 1.8\pi \text{ cm}^2$   
 (c) About 0.83%, about 0.56%

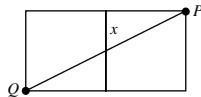
**P.S. Problem Solving (page 245)**

1. Choices of  $a$  may vary.

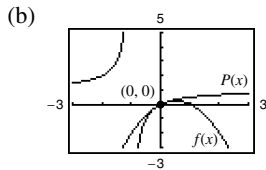


- (a) One relative minimum at  $(0, 1)$  for  $a \geq 0$   
 (b) One relative maximum at  $(0, 1)$  for  $a < 0$   
 (c) Two relative minima for  $a < 0$  when  $x = \pm \sqrt{-\frac{a}{2}}$   
 (d) If  $a < 0$ , then there are three critical points. If  $a \geq 0$ , then there is only one critical point.

3. All  $c$ , where  $c$  is a real number      5. Proof  
 7. The bug should head toward the midpoint of the opposite side. Without calculus, imagine opening up the cube. The shortest distance is the line  $PQ$ , passing through the midpoint as shown.



9.  $a = 6, b = 1, c = 2$       11. Proof  
 13. Greatest slope:  $(-\frac{\sqrt{3}}{3}, \frac{3}{4})$ , Least slope:  $(\frac{\sqrt{3}}{3}, \frac{3}{4})$   
 15. Proof      17. Proof; Point of inflection:  $(1, 0)$   
 19. (a)  $P(x) = x - x^2$



**Chapter 4**

**Section 4.1 (page 255)**

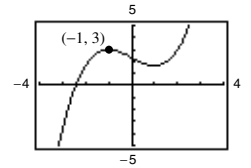
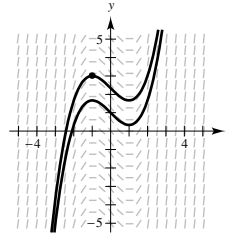
1. A function  $F$  is an antiderivative of  $f$  on an interval  $I$  when  $F'(x) = f(x)$  for all  $x$  in  $I$ .  
 3. The particular solution results from knowing the value of  $y = F(x)$  for one value of  $x$ . Using the initial condition in the general solution, you can solve for  $C$  to obtain the particular solution.  
 5. Proof      7.  $y = 3t^3 + C$       9.  $y = \frac{2}{5}x^{5/2} + C$

Original Integral	Rewrite	Integrate	Simplify
11. $\int \sqrt[3]{x} dx$	$\int x^{1/3} dx$	$\frac{x^{4/3}}{4/3} + C$	$\frac{3}{4}x^{4/3} + C$
13. $\int \frac{1}{x\sqrt{x}} dx$	$\int x^{-3/2} dx$	$\frac{x^{-1/2}}{-1/2} + C$	$-\frac{2}{\sqrt{x}} + C$

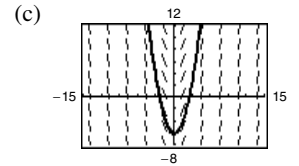
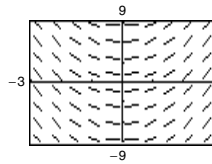
15.  $\frac{1}{2}x^2 + 7x + C$       17.  $\frac{1}{6}x^6 + x + C$   
 19.  $\frac{2}{5}x^{5/2} + x^2 + x + C$       21.  $\frac{3}{5}x^{5/3} + C$   
 23.  $-\frac{1}{4x^4} + C$       25.  $\frac{2}{3}x^{3/2} + 12x^{1/2} + C$   
 27.  $x^3 + \frac{1}{2}x^2 - 2x + C$       29.  $5 \sin x - 4 \cos x + C$   
 31.  $-\csc x - x^2 + C$       33.  $\tan \theta + \cos \theta + C$   
 35.  $\tan y + C$       37.  $f(x) = 3x^2 + 8$   
 39.  $h(x) = x^7 + 5x - 7$       41.  $f(x) = x^2 + x + 4$   
 43.  $f(x) = -4\sqrt{x} + 3x$

45. (a) Answers will vary.      (b)  $y = \frac{x^3}{3} - x + \frac{7}{3}$

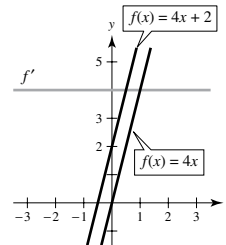
Sample answer:



47. (a)      (b)  $y = x^2 - 6$



49. Answers will vary. Sample answer:

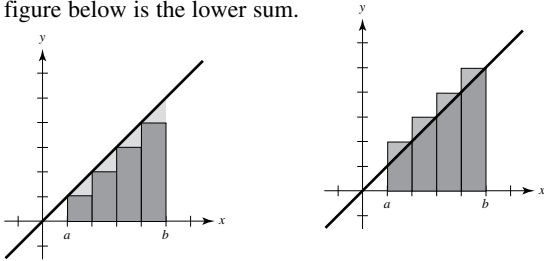


51.  $f(x) = \tan^2 x \Rightarrow f'(x) = 2 \tan x \cdot \sec^2 x$   
 $g(x) = \sec^2 x \Rightarrow g'(x) = 2 \sec x \cdot \sec x \tan x = f'(x)$   
 The derivatives are the same, so  $f$  and  $g$  differ by a constant.

53.  $f(x) = \frac{x^3}{3} - 4x + \frac{16}{3}$   
 55. (a)  $h(t) = \frac{3}{4}t^2 + 5t + 12$  (b) 69 cm      57. 62.25 ft  
 59. (a)  $t \approx 2.562 \text{ sec}$  (b)  $v(t) \approx -65.970 \text{ ft/sec}$   
 61.  $v_0 \approx 62.3 \text{ m/sec}$       63. 320 m;  $-32 \text{ m/sec}$   
 65. (a)  $v(t) = 3t^2 - 12t + 9, a(t) = 6t - 12$   
 (b)  $(0, 1), (3, 5)$  (c)  $-3$   
 67.  $a(t) = -\frac{1}{2t^{3/2}}, x(t) = 2\sqrt{t} + 2$   
 69. (a) 1.18 m/sec<sup>2</sup> (b) 190 m  
 71. (a) 300 ft (b) 60 ft/sec  $\approx 41 \text{ mi/h}$   
 73. False.  $f$  has an infinite number of antiderivatives, each differing by a constant.  
 75. True      77. True      79. Proof  
 81. Putnam Problem B2, 1991

**Section 4.2** (page 267)

1. The index of summation is  $i$ , the upper bound of summation is 8, and the lower bound of summation is 3.
3. You can use the line  $y = x$  bounded by  $x = a$  and  $x = b$ . The sum of the areas of the inscribed rectangles in the figure below is the lower sum.
- The sum of the areas of the circumscribed rectangles in the figure below is the upper sum.



The rectangles in the first graph do not contain all of the area of the region, and the rectangles in the second graph cover more than the area of the region. The exact value of the area lies between these two sums.

5. 75    7.  $\frac{158}{85}$     9.  $8c$     11.  $\sum_{i=1}^{11} \frac{1}{5i}$
13.  $\sum_{j=1}^6 \left[ 7\left(\frac{j}{6}\right) + 5 \right]$     15.  $\frac{2}{n} \sum_{i=1}^n \left[ \left(\frac{2i}{n}\right)^3 - \left(\frac{2i}{n}\right) \right]$     17. 84
19. 1200    21. 2470    23. 1876
25.  $\frac{n+2}{n}$     27.  $\frac{2(n+1)(n-1)}{n^2}$

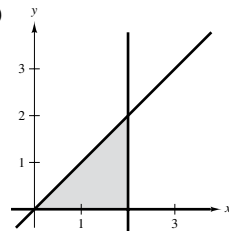
- $n = 10: S = 1.2$                        $n = 10: S = 1.98$   
 $n = 100: S = 1.02$                     $n = 100: S = 1.9998$   
 $n = 1000: S = 1.002$                  $n = 1000: S = 1.999998$   
 $n = 10,000: S = 1.0002$             $n = 10,000: S = 1.99999998$

29.  $13 < (\text{Area of region}) < 15$   
 31.  $55 < (\text{Area of region}) < 74.5$   
 33.  $0.7908 < (\text{Area of region}) < 1.1835$   
 35. The area of the shaded region falls between 12.5 square units and 16.5 square units.

37.  $A \approx S \approx 0.768$                       39.  $A \approx S \approx 0.746$   
 $A \approx s \approx 0.518$                            $A \approx s \approx 0.646$

41.  $s(n) = 24 - \frac{24}{n}$ ,  $S(n) = 24 + \frac{24}{n}$

43.  $s(n) = \frac{5(2n^2 - 3n + 1)}{6n^2}$ ,  $S(n) = \frac{5(2n^2 + 3n + 1)}{6n^2}$

45. (a)  (b)  $\Delta x = \frac{2-0}{n} = \frac{2}{n}$

(c)  $s(n) = \sum_{i=1}^n f(x_{i-1}) \Delta x = \sum_{i=1}^n \left[ (i-1) \left(\frac{2}{n}\right) \right] \left(\frac{2}{n}\right)$

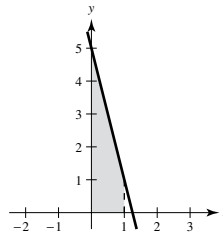
(d)  $S(n) = \sum_{i=1}^n f(x_i) \Delta x = \sum_{i=1}^n \left[ i \left(\frac{2}{n}\right) \right] \left(\frac{2}{n}\right)$

$n$	5	10	50	100
$s(n)$	1.6	1.8	1.96	1.98
$S(n)$	2.4	2.2	2.04	2.02

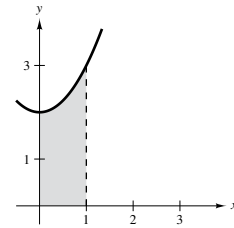
(f)  $\lim_{n \rightarrow \infty} \sum_{i=1}^n \left[ (i-1) \left(\frac{2}{n}\right) \right] \left(\frac{2}{n}\right) = 2$

$\lim_{n \rightarrow \infty} \sum_{i=1}^n \left[ i \left(\frac{2}{n}\right) \right] \left(\frac{2}{n}\right) = 2$

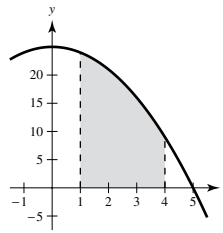
47.  $A = 3$



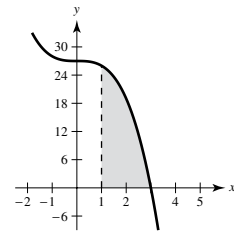
49.  $A = \frac{7}{3}$



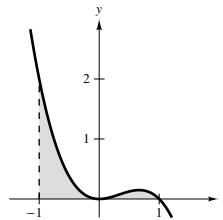
51.  $A = 54$



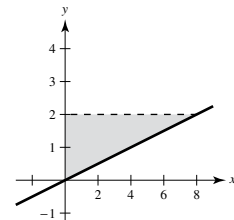
53.  $A = 34$



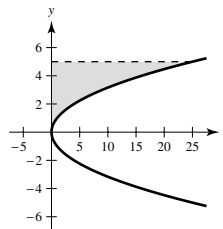
55.  $A = \frac{2}{3}$



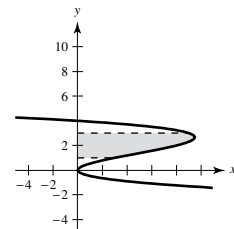
57.  $A = 8$



59.  $A = \frac{125}{3}$



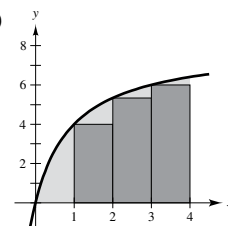
61.  $A = \frac{44}{3}$



63.  $\frac{69}{8}$     65. 0.345    67. b

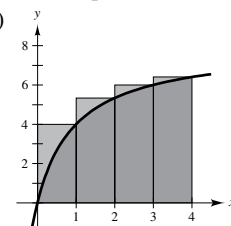
69. An overestimate on one side of the midpoint compensates for an underestimate on the other side of the midpoint.

71. (a)

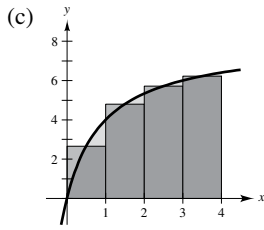


$s(4) = \frac{46}{3}$

(b)



$S(4) = \frac{326}{15}$



(d) Proof

$$M(4) = \frac{6112}{315}$$

$n$	4	8	20	100	200
$s(n)$	15.333	17.368	18.459	18.995	19.060
$S(n)$	21.733	20.568	19.739	19.251	19.188
$M(n)$	19.403	19.201	19.137	19.125	19.125

(f) Because  $f$  is an increasing function,  $s(n)$  is always increasing and  $S(n)$  is always decreasing.

73. True

75. Suppose there are  $n$  rows and  $n + 1$  columns. The stars on the left total  $1 + 2 + \dots + n$ , as do the stars on the right. There are  $n(n + 1)$  stars in total. So,  $2[1 + 2 + \dots + n] = n(n + 1)$  and  $1 + 2 + \dots + n = \frac{n(n + 1)}{2}$ .

77. When  $n$  is odd, there are  $\left(\frac{n + 1}{2}\right)^2$  seats. When  $n$  is even, there are  $\frac{n^2 + 2n}{4}$  seats.

79. Putnam Problem B1, 1989

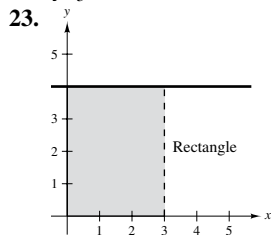
**Section 4.3 (page 277)**

1. A Riemann sum represents the addition of all of the subregions for a function  $f$  on an interval  $[a, b]$ .

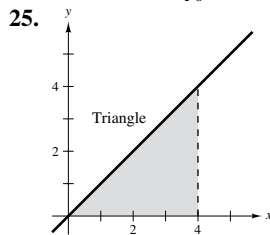
3.  $2\sqrt{3} \approx 3.464$     5. 32    7. 0    9.  $\frac{10}{3}$

11.  $\int_{-1}^5 (3x + 10) dx$     13.  $\int_0^4 5 dx$     15.  $\int_{-4}^4 (4 - |x|) dx$

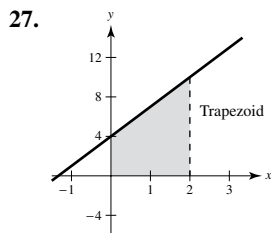
17.  $\int_{-5}^5 (25 - x^2) dx$     19.  $\int_0^{\pi/2} \cos x dx$     21.  $\int_0^2 y^3 dy$



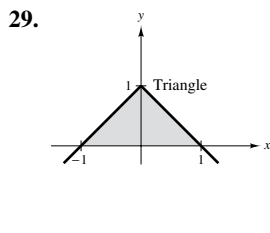
$A = 12$



$A = 8$

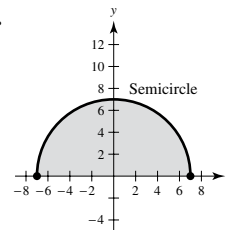


$A = 14$



$A = 1$

31.



$$A = \frac{49\pi}{2}$$

33. -320    35. 80    37. -40    39. 508

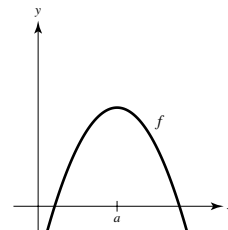
41. (a) 13    (b) -10    (c) 0    (d) 30

43. (a) 8    (b) -12    (c) -4    (d) 30    45. -48, 88

47. (a)  $-\pi$     (b) 4    (c)  $-(1 + 2\pi)$     (d)  $3 - 2\pi$   
 (e)  $5 + 2\pi$     (f)  $23 - 2\pi$

49. (a) 14    (b) 4    (c) 8    (d) 0    51. 40    53. a

55. Answers will vary. Sample answer:



There is no region.

57. Geometric method:

$$\int_{-1}^3 (x + 2) dx = \text{Area of large triangle} - \text{Area of small triangle}$$

$$= \frac{25}{2} - \frac{1}{2} = 12$$

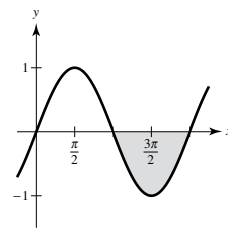
Limit definition:

$$\int_{-1}^3 (x + 2) dx = \lim_{n \rightarrow \infty} \sum_{i=1}^n \left[ \left( -1 + \frac{4i}{n} + 2 \right) \left( \frac{4}{n} \right) \right] = 12$$

59.  $a = -2, b = 5$

61. Answers will vary. Sample answer:  $a = \pi, b = 2\pi$

$$\int_{\pi}^{2\pi} \sin x dx < 0$$



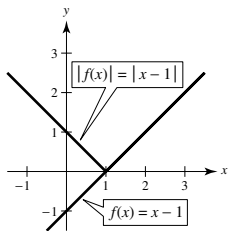
63. True    65. True    67. False.  $\int_0^2 (-x) dx = -2$

69. 272    71. Proof

73. No. No matter how small the subintervals, the number of both rational and irrational numbers within each subinterval is infinite, and  $f(c_i) = 0$  or  $f(c_i) = 1$ .

75.  $a = -1$  and  $b = 1$  maximize the integral.

77. Answers will vary. Sample answer:

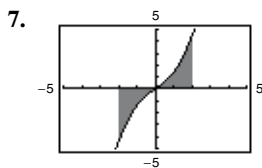
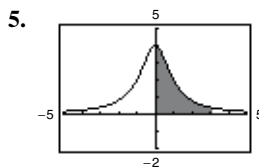


The integrals are equal when  $f$  is always greater than or equal to 0 on  $[a, b]$ .

79.  $\frac{1}{3}$

**Section 4.4 (page 292)**

- Find an antiderivative of the function and evaluate the difference of the antiderivative at the upper limit of integration and the lower limit of integration.
- The average value of a function on an interval is the integral of the function on  $[a, b]$  times  $\frac{1}{b-a}$ .



Positive

Zero

- |   |   |                           |                    |   |
|---|---|---------------------------|--------------------|---|
| 9. -2   | 11. $-\frac{28}{3}$                                       | 13. $\frac{1}{3}$         | 15. $\frac{1}{2}$  | 17. $\frac{2}{3}$                           |
| 19. -4  | 21. $-\frac{1}{18}$                                       | 23. $-\frac{27}{20}$      | 25. $\frac{25}{2}$ | 27. $\frac{64}{3}$                          |
| 29. $2 - 7\pi$  | 31. $\frac{\pi}{4}$                                       | 33. $\frac{2\sqrt{3}}{3}$ | 35. 0              | 37. $\frac{1}{6}$                           |
| 39. 1   | 41. $\frac{52}{3}$  | 43. 20                    | 45. $\frac{32}{3}$ | 47. $\frac{3\sqrt[3]{2}}{2} \approx 1.8899$ |
| 49. $2\sqrt{3} \approx 3.4641$  | 51. $\pm \arccos \frac{\sqrt{\pi}}{2} \approx \pm 0.4817$ |                           |                    |   |
| 53. Average value = $\frac{8}{3}$<br>$x = \pm \frac{2\sqrt{3}}{3}$        | 55. Average value = 10.2<br>$x \approx 1.3375$            |                           |                    |   |
| 57. Average value = $\frac{2}{\pi}$<br>$x \approx 0.690, x \approx 2.451$ |   |                           |                    |   |
| 59. (a) $F(x) = 500 \sec^2 x$   | 61. $\frac{2}{\pi} \approx 63.7\%$                        |                           |                    |   |
| (b) $\frac{1500\sqrt{3}}{\pi} \approx 827 \text{ N}$                      |   |                           |                    |   |

- |  |  |
|--|--|
| 63. $F(x) = -\frac{20}{x} + 20$<br>$F(2) = 10$<br>$F(5) = 16$<br>$F(8) = \frac{35}{2}$ | 65. $F(x) = \sin x$<br>$F(0) = 0$<br>$F\left(\frac{\pi}{4}\right) = \frac{\sqrt{2}}{2}$<br>$F\left(\frac{\pi}{2}\right) = 1$ |
|--|--|

67. (a)  $g(0) = 0, g(2) \approx 7, g(4) \approx 9, g(6) \approx 8, g(8) \approx 5$   
 (b) Increasing: (0, 4); Decreasing: (4, 8)  
 (c) A maximum occurs at  $x = 4$ .  
 (d)

69.  $\frac{1}{2}x^2 + 2x$     71.  $\frac{3}{4}x^{4/3} - 12$     73.  $\tan x - 1$   
 75.  $x^2 - 2x$     77.  $\sqrt{x^4 + 1}$     79.  $\sqrt{x} \csc x$     81. 8  
 83.  $\cos x \sqrt{\sin x}$     85.  $3x^2 \sin x^6$   
 87.

An extremum of  $g$  occurs at  $x = 2$ .

89. 8190 L  
 91. About 540 ft    93. (a)  $\frac{3}{2}$  ft to the right    (b)  $\frac{113}{10}$  ft  
 95. (a) 0 ft    (b)  $\frac{63}{2}$  ft    97. (a) 2 ft to the right    (b) 2 ft  
 99. The displacement and total distance traveled are equal when the particle is always moving in the same direction on an interval.  
 101. The Fundamental Theorem of Calculus requires that  $f$  be continuous on  $[a, b]$  and that  $F$  be an antiderivative for  $f$  on the entire interval. On an interval containing  $c$ , the function  $f(x) = \frac{1}{x-c}$  is not continuous at  $c$ .  
 103. 28 units  
 105.  $f(x) = x^{-2}$  has a nonremovable discontinuity at  $x = 0$ .  
 107.  $f(x) = \sec^2 x$  has a nonremovable discontinuity at  $x = \frac{\pi}{2}$ .  
 109. True  
 111.  $f'(x) = \frac{1}{(1/x)^2 + 1} \left(-\frac{1}{x^2}\right) + \frac{1}{x^2 + 1} = 0$   
 Because  $f'(x) = 0$ ,  $f(x)$  is constant.  
 113. (a) 0    (b) 0    (c)  $xf(x) + \int_0^x f(t) dt$     (d) 0  
 115. Putnam Problem B5, 2006

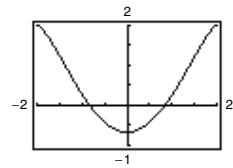
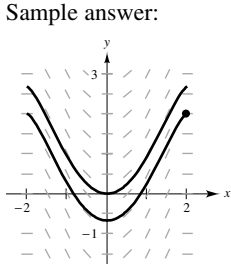
**Section 4.5 (page 305)**

- You can move constant multiples outside the integral sign.  

$$\int kf(x) dx = k \int f(x) dx$$
- The integral of  $[g(x)]^n g'(x)$  is  $\frac{[g(x)]^{n+1}}{n+1} + C, n \neq -1$ .  
 Recall the power rule for polynomials.  

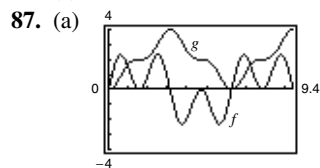
$$\int f(g(x))g'(x) dx \quad u = g(x) \quad du = g'(x) dx$$
- $$\int (5x^2 + 1)^2(10x) dx \quad 5x^2 + 1 \quad 10x dx$$
- $$\int \tan^2 x \sec^2 x dx \quad \tan x \quad \sec^2 x dx$$
- $\frac{1}{5}(1 + 6x)^5 + C$     11.  $\frac{2}{3}(25 - x^2)^{3/2} + C$

13.  $\frac{1}{12}(x^4 + 3)^3 + C$     15.  $\frac{1}{30}(2x^3 - 1)^5 + C$   
 17.  $\frac{1}{3}(t^2 + 2)^{3/2} + C$     19.  $-\frac{15}{8}(1 - x^2)^{4/3} + C$   
 21.  $\frac{7}{4(1 - x^2)^2} + C$     23.  $-\frac{1}{3(1 + x^3)} + C$   
 25.  $-\sqrt{1 - x^2} + C$     27.  $-\frac{1}{4}\left(1 + \frac{1}{t}\right)^4 + C$   
 29.  $\sqrt{2x} + C$     31.  $2x^2 - 4\sqrt{16 - x^2} + C$   
 33.  $-\frac{1}{2(x^2 + 2x - 3)} + C$   
 35. (a) Answers will vary.    (b)  $y = -\frac{1}{3}(4 - x^2)^{3/2} + 2$



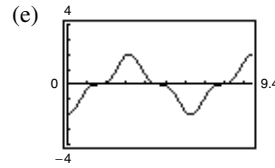
37.  $f(x) = (2x^3 + 1)^3 + 3$     39.  $-\cos \pi x + C$   
 41.  $\frac{1}{6} \sin 6x + C$     43.  $-\sin \frac{1}{\theta} + C$   
 45.  $\frac{1}{4} \sin^2 2x + C$  or  $-\frac{1}{4} \cos^2 2x + C_1$  or  $-\frac{1}{8} \cos 4x + C_2$   
 47.  $\frac{1}{2} \tan^2 x + C$  or  $\frac{1}{2} \sec^2 x + C_1$     49.  $f(x) = 2 \cos \frac{x}{2} + 4$   
 51.  $f(x) = \frac{1}{12}(4x^2 - 10)^3 - 8$   
 53.  $\frac{2}{5}(x + 6)^{5/2} - 4(x + 6)^{3/2} + C = \frac{2}{5}(x + 6)^{3/2}(x - 4) + C$   
 55.  $-\left[\frac{2}{3}(1 - x)^{3/2} - \frac{4}{5}(1 - x)^{5/2} + \frac{2}{7}(1 - x)^{7/2}\right] + C = -\frac{2}{105}(1 - x)^{3/2}(15x^2 + 12x + 8) + C$   
 57.  $\frac{1}{8}\left[\frac{2}{5}(2x - 1)^{5/2} + \frac{4}{3}(2x - 1)^{3/2} - 6(2x - 1)^{1/2}\right] + C = \frac{\sqrt{2x - 1}}{15}(3x^2 + 2x - 13) + C$   
 59.  $-\frac{1}{8} \cos^4 2x + C$     61. 0    63.  $12 - \frac{8}{9}\sqrt{2}$   
 65. 2    67.  $\frac{1}{2}$     69.  $\frac{1209}{28}$     71.  $2(\sqrt{3} - 1)$     73.  $\frac{272}{15}$   
 75. 0    77. (a) 144    (b) 72    (c) -144    (d) 432  
 79.  $2 \int_0^3 (4x^2 - 6) dx = 36$   
 81. (a)  $\int x^2 \sqrt{x^3 + 1} dx$ ; Use substitution with  $u = x^3 + 1$ .  
 (b)  $\int \cot^3(2x) \csc^2(2x) dx$ ; Use substitution with  $u = \cot 2x$ .

83. \$340,000  
 85. (a) 102.532 thousand units    (b) 102.352 thousand units  
 (c) 74.5 thousand units



- (b)  $g$  is nonnegative, because the graph of  $f$  is positive at the beginning and generally has more positive sections than negative ones.  
 (c) The points on  $g$  that correspond to the extrema of  $f$  are points of inflection of  $g$ .

- (d) No, some zeros of  $f$ , such as  $x = \frac{\pi}{2}$ , do not correspond to extrema of  $g$ . The graph of  $g$  continues to increase after  $x = \frac{\pi}{2}$ , because  $f$  remains above the  $x$ -axis.

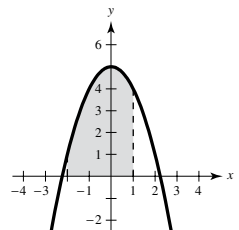
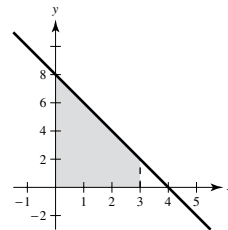


The graph of  $h$  is that of  $g$  shifted 2 units downward.

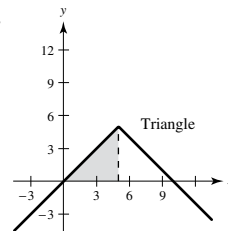
89. (a) and (b) Proofs  
 91. (a)  $P_{0.50, 0.75} \approx 35.3\%$     (b)  $b \approx 58.6\%$   
 93. True    95. True    97. True    99–101. Proofs  
 103. Putnam Problem A1, 1958

Review Exercises for Chapter 4 (page 309)

1.  $\frac{x^4}{4} + 4x + C$     3.  $\frac{4}{3}x^3 + \frac{1}{2}x^2 + 3x + C$   
 5.  $\frac{x^2}{2} - \frac{4}{x^2} + C$     7.  $9 \cos x - 2 \cot x + C$   
 9.  $y = 1 - 3x^2$     11.  $f(x) = 4x^3 - 5x - 3$   
 13. (a) 3 sec; 144 ft    (b)  $\frac{3}{2}$  sec    (c) 108 ft  
 15. 60    17.  $\sum_{i=1}^{10} \frac{i}{5(i+2)}$     19. 192    21. 420  
 23. 3310    25.  $9.038 < (\text{Area of region}) < 13.038$   
 27.  $s(n) = 11 - \frac{2}{n}$ ,  $S(n) = 11 + \frac{2}{n}$   
 29.  $A = 15$     31.  $A = 12$



33. 43    35. 48  
 37.



$A = \frac{25}{2}$

39. (a) 17    (b) 7    (c) 9    (d) 84  
 41. 12    43.  $\frac{422}{5}$     45.  $\frac{\sqrt{2} + 2}{2}$     47. 1    49. 30  
 51.  $\frac{1}{4}$     53.  $\sqrt{\frac{13}{3}}$   
 55. Average value =  $\frac{2}{5}$   
 $x = \frac{25}{4}$   
 57.  $x^2 \sqrt{1 + x^3}$     59.  $-\frac{1}{30}(1 - 3x^2)^5 + C = \frac{1}{30}(3x^2 - 1)^5 + C$   
 61.  $\frac{1}{4} \sin^4 x + C$     63.  $-2\sqrt{1 - \sin \theta} + C$   
 65.  $\frac{2}{5}(8 - x)^{5/2} - \frac{16}{3}(8 - x)^{3/2} + C$

67.  $\frac{455}{2}$     69. 2    71.  $\frac{28\pi}{15}$     73.  $\frac{468}{7}$     75. 0

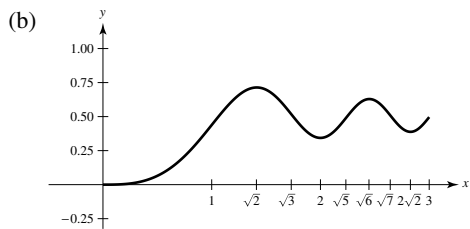
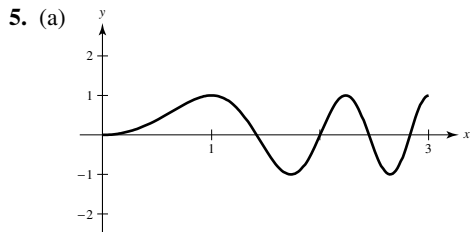
**P.S. Problem Solving** (page 311)

1. (a)  $L(1) = 0$     (b)  $L'(x) = \frac{1}{x}, L'(1) = 1$

(c)  $x \approx 2.718$     (d) Proof

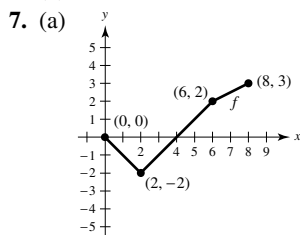
3. (a)  $\lim_{n \rightarrow \infty} \left[ \frac{32}{n^5} \sum_{i=1}^n i^4 - \frac{64}{n^4} \sum_{i=1}^n i^3 + \frac{32}{n^3} \sum_{i=1}^n i^2 \right]$

(b)  $\frac{16n^4 - 16}{15n^4}$     (c)  $\frac{16}{15}$



(c) Relative maxima at  $x = \sqrt{2}, \sqrt{6}$   
Relative minima at  $x = 2, 2\sqrt{2}$

(d) Points of inflection at  $x = 1, \sqrt{3}, \sqrt{5}, \sqrt{7}$

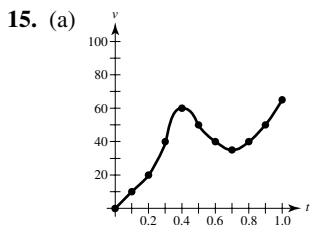


(b)

$x$	0	1	2	3	4	5	6	7	8
$F(x)$	0	$-\frac{1}{2}$	-2	$-\frac{7}{2}$	-4	$-\frac{7}{2}$	-2	$\frac{1}{4}$	3

(c)  $x = 4, 8$     (d)  $x = 2$

9. Proof    11.  $\frac{2}{3}$     13. Proof;  $1 \leq \int_0^1 \sqrt{1+x^4} dx \leq \sqrt{2}$



(b) (0, 0.4) and (0.7, 1.0)    (c) 150 mi/h<sup>2</sup>

(d) Total distance traveled in miles; 37 mi

(e) Answers will vary. Sample answer: 100 mi/h<sup>2</sup>

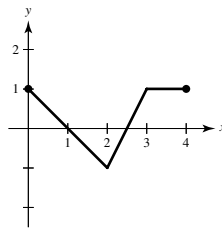
17. (a)–(c) Proofs

19. (a)  $S = \frac{5mb^2}{8}, s = \frac{3mb^2}{8}$

(b)  $S(n) = \frac{mb^2(n+1)}{2n}, s(n) = \frac{mb^2(n-1)}{2n}$

(c) Area =  $\frac{1}{2}(b)(mb) = \frac{1}{2}(\text{base})(\text{height})$

21.  $f(x) = \begin{cases} -x + 1, & 0 \leq x < 2 \\ 2x - 5, & 2 \leq x < 3 \\ 1, & 3 \leq x \leq 4 \end{cases}$



**Chapter 5**

**Section 5.1** (page 321)

1. For  $x > 1, \ln x = \int_1^x \frac{1}{t} dt > 0$ . For  $0 < x < 1,$

$$\ln x = \int_1^x \frac{1}{t} dt = - \int_x^1 \frac{1}{t} dt.$$

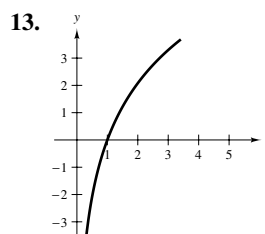
3. The number  $e$  is the base for the natural logarithm:

$$\ln e = \int_1^e \frac{1}{t} dt = 1.$$

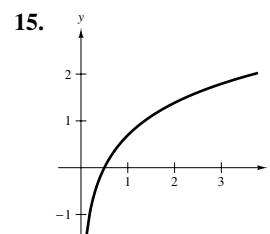
5. (a) 3.8067    (b)  $\ln 45 = \int_1^{45} \frac{1}{t} dt \approx 3.8067$

7. (a) -0.2231    (b)  $\ln 0.8 = \int_1^{0.8} \frac{1}{t} dt \approx -0.2231$

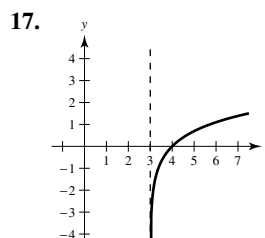
9. b    10. d    11. a    12. c



Domain:  $x > 0$



Domain:  $x > 0$



Domain:  $x > 3$

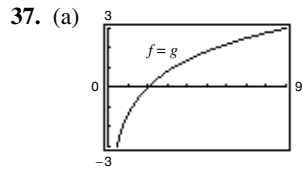
19. (a) 1.7917    (b) -0.4055    (c) 4.3944    (d) 0.5493

21.  $\ln x - \ln 4$     23.  $\ln x + \ln y - \ln z$

25.  $\ln x + \frac{1}{2} \ln(x^2 + 5)$     27.  $\frac{1}{2} [\ln(x-1) - \ln x]$

29.  $\ln z + 2 \ln(z-1)$     31.  $\ln \frac{x-2}{x+2}$

33.  $\ln \sqrt[3]{\frac{x(x+3)^2}{x^2-1}}$     35.  $\ln \frac{16}{\sqrt{x^3+6x}}$



(b)  $f(x) = \ln \frac{x^2}{4} = \ln x^2 - \ln 4$   
 $= 2 \ln x - \ln 4$   
 $= g(x)$

39.  $-\infty$     41.  $\ln 4 \approx 1.3863$     43.  $\frac{1}{x}$     45.  $\frac{2x}{x^2 + 3}$

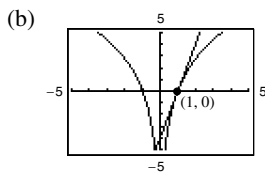
47.  $\frac{4(\ln x)^3}{x}$     49.  $\frac{2}{t+1}$     51.  $\frac{2x^2 - 1}{x(x^2 - 1)}$

53.  $\frac{1-x^2}{x(x^2+1)}$     55.  $\frac{1-2\ln t}{t^3}$     57.  $\frac{2}{x \ln x^2} = \frac{1}{x \ln x}$

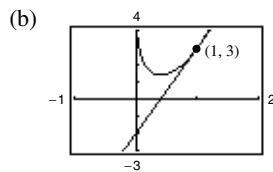
59.  $\frac{1}{1-x^2}$     61.  $\frac{-4}{x(x^2+4)}$     63.  $\cot x$

65.  $-\tan x + \frac{\sin x}{\cos x - 1}$

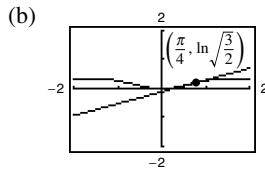
67. (a)  $y = 4x - 4$



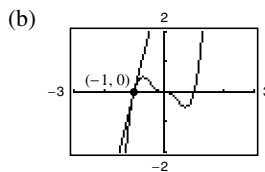
69. (a)  $5x - y - 2 = 0$



71. (a)  $y = \frac{1}{3}x - \frac{1}{12}\pi + \frac{1}{2}\ln \frac{3}{2}$



73. (a)  $y = 4x + 4$



75.  $\frac{2x^2 + 1}{\sqrt{x^2 + 1}}$     77.  $\frac{3x^3 + 15x^2 - 8x}{2(x+1)^3 \sqrt{3x-2}}$

79.  $\frac{(2x^2 + 2x - 1)\sqrt{x-1}}{(x+1)^{3/2}}$     81.  $\frac{2xy}{3-2y^2}$

83.  $\frac{y(1-6x^2)}{1+y}$     85.  $xy'' + y' = x\left(-\frac{2}{x^2}\right) + \frac{2}{x} = 0$

87. Relative minimum:  $(1, \frac{1}{2})$

89. Relative minimum:  $(e^{-1}, -e^{-1})$

91. Relative minimum:  $(e, e)$ ; Point of inflection:  $(e^2, \frac{e^2}{2})$

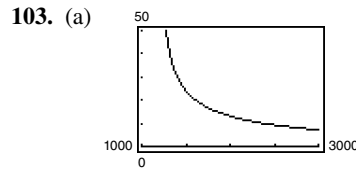
93.  $x \approx 0.567$

95. Yes. If the graph of  $g$  is increasing, then  $g'(x) > 0$ . Because  $f(x) > 0$ , you know that  $f'(x) = g'(x)f(x)$  and thus  $f'(x) > 0$ . Therefore, the graph of  $f$  is increasing.

97. No. For example,

$(\ln 2)(\ln 3) \approx 0.76 \neq 1.79 \approx \ln(2 \cdot 3) = \ln 6$ .

99. True.    101. False.  $\pi$  is a constant, so  $\frac{d}{dx}[\ln \pi] = 0$ .

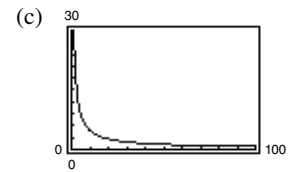
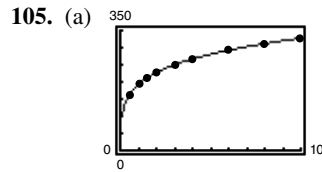


(b) 30 yr; \$503,434.80  
 (c) 20 yr; \$386,685.60

(d) When  $x = 1398.43$ ,  $\frac{dt}{dx} \approx -0.0805$ . When

$x = 1611.19$ ,  $\frac{dt}{dx} \approx -0.0287$ .

(e) Two benefits of a higher monthly payment are a shorter term and a lower total amount paid.

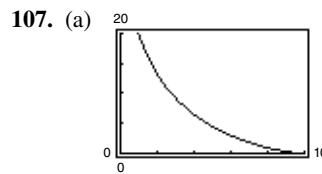


(b)  $T'(10) \approx 4.75^\circ/\text{lb}/\text{in.}^2$

$\lim_{p \rightarrow \infty} T'(p) = 0$

$T'(70) \approx 0.97^\circ/\text{lb}/\text{in.}^2$

Answers will vary.

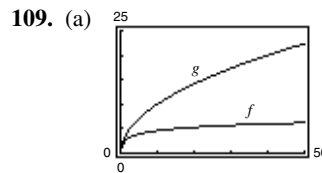


(b) When  $x = 5$ ,

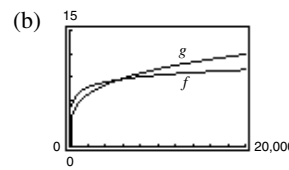
$\frac{dy}{dx} = -\sqrt{3}$ .

When  $x = 9$ ,  
 $\frac{dy}{dx} = -\frac{\sqrt{19}}{9}$ .

(c)  $\lim_{x \rightarrow 10^-} \frac{dy}{dx} = 0$



For  $x > 4$ ,  $g'(x) > f'(x)$ .  
 $g$  is increasing at a faster rate than  $f$  for large values of  $x$ .



For  $x > 256$ ,  $g'(x) > f'(x)$ .  
 $g$  is increasing at a faster rate than  $f$  for large values of  $x$ .

$f(x) = \ln x$  increases very slowly for large values of  $x$ .

**Section 5.2 (page 330)**

- No. To use the Log Rule, look for quotients in which the numerator is the derivative of the denominator, with rewriting in mind.
- Ways to alter an integrand are to rewrite using a trigonometric identity, multiply and divide by the same quantity, add and subtract the same quantity, or use long division.
- $5 \ln|x| + C$     7.  $\frac{1}{2} \ln|2x + 5| + C$
- $\frac{1}{2} \ln|x^2 - 3| + C$     11.  $\ln|x^4 + 3x| + C$
- $\frac{x^2}{14} - \ln|x| + C$     15.  $\frac{1}{3} \ln|x^3 + 3x^2 + 9x| + C$
- $\frac{1}{2}x^2 - 4x + 6 \ln|x + 1| + C$
- $\frac{1}{3}x^3 + 5 \ln|x - 3| + C$
- $\frac{1}{3}x^3 - 2x + \ln\sqrt{x^2 + 2} + C$     23.  $\frac{1}{3}(\ln x)^3 + C$



25.  $-\frac{2}{3} \ln|1 - 3\sqrt{x}| + C$     27.  $6 \ln|x - 5| - \frac{30}{x - 5} + C$

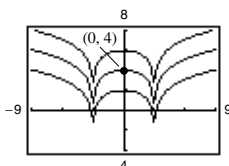
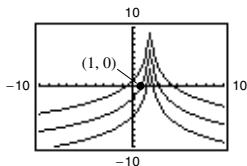
29.  $\sqrt{2x} - \ln|1 + \sqrt{2x}| + C$

31.  $x + 6\sqrt{x} + 18 \ln|\sqrt{x} - 3| + C$     33.  $3 \ln\left|\sin \frac{\theta}{3}\right| + C$

35.  $-\frac{1}{2} \ln|\csc 2x + \cot 2x| + C$     37.  $5\theta - \frac{1}{3} \sin 3\theta + C$

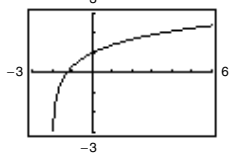
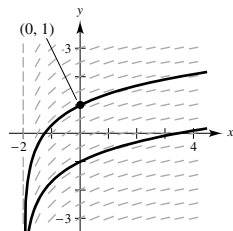
39.  $\ln|1 + \sin t| + C$     41.  $\ln|\sec x - 1| + C$

43.  $y = -3 \ln|2 - x| + C$     45.  $y = \ln|x^2 - 9| + C$



47.  $f(x) = -2 \ln x + 3x - 2$

49. (a) (b)  $y = \ln\left(\frac{x+2}{2}\right) + 1$



51.  $\frac{5}{3} \ln 13 \approx 4.275$     53.  $\frac{7}{3}$     55.  $-\ln 3 \approx 1.099$

57.  $\ln\left|\frac{2 - \sin 2}{1 - \sin 1}\right| \approx 1.929$

59.  $4\sqrt{x} - x - 4 \ln(1 + \sqrt{x}) + C$     61.  $\frac{1}{x}$

63.  $4 \cot 4x$     65.  $6 \ln 3 \approx 6.592$

67.  $\ln|\csc 1 + \cot 1| - \ln|\csc 2 + \cot 2| \approx 1.048$

69.  $\frac{15}{2} + 8 \ln 2 \approx 13.045$     71.  $\frac{12}{\pi} \ln(2 + \sqrt{3}) \approx 5.03$

73. 1    75.  $\frac{1}{e-1} \approx 0.582$     77. About 13.077

79. d    81. Proof    83.  $x = 2$     85. Proof

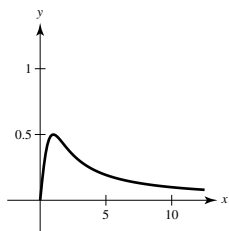
87.  $-\ln|\cos x| + C = \ln\left|\frac{1}{\cos x}\right| + C = \ln|\sec x| + C$

89.  $\ln|\sec x + \tan x| + C = \ln\left|\frac{\sec^2 x - \tan^2 x}{\sec x - \tan x}\right| + C$   
 $= -\ln|\sec x - \tan x| + C$

91. (a)  $P(t) = 1000(12 \ln|1 + 0.25t| + 1)$     (b)  $P(3) \approx 7715$

93. About 4.15 min

95. (a)  $A = \frac{1}{2} \ln 2 - \frac{1}{4}$   
 (b)  $0 < m < 1$   
 (c)  $A = \frac{1}{2}(m - \ln m - 1)$



97. True    99. True    101. Putnam Problem B2, 2014

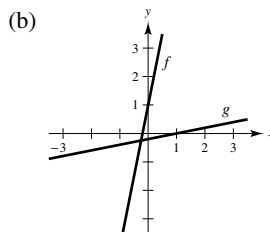
**Section 5.3 (page 339)**

- The functions  $f$  and  $g$  have the effect of “undoing” each other.
- No. The domain of  $f^{-1}$  is the range of  $f$ .

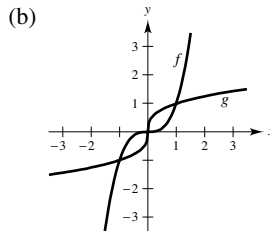
5. c    6. b    7. a    8. d

9. (a)  $f(g(x)) = 5\left(\frac{x-1}{5}\right) + 1 = x$

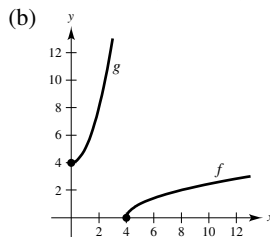
$g(f(x)) = \frac{(5x+1)-1}{5} = x$



11. (a)  $f(g(x)) = (\sqrt[3]{x})^3 = x$   
 $g(f(x)) = \sqrt[3]{x^3} = x$

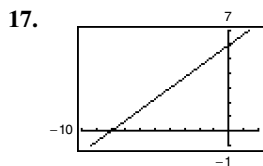
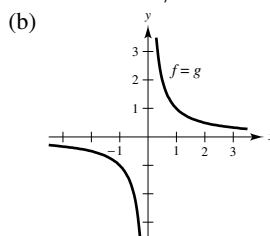


13. (a)  $f(g(x)) = \sqrt{x^2 + 4} - 4 = x$   
 $g(f(x)) = (\sqrt{x-4})^2 + 4 = x$

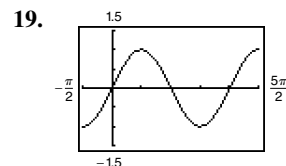


15. (a)  $f(g(x)) = \frac{1}{1/x} = x$

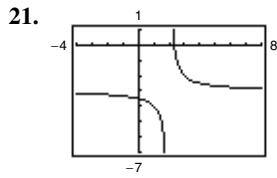
$g(f(x)) = \frac{1}{1/x} = x$



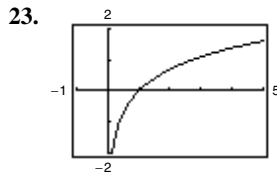
One-to-one, inverse exists



Not one-to-one, inverse does not exist



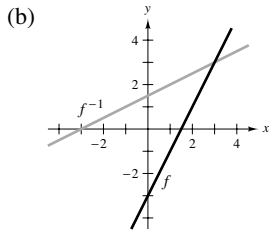
One-to-one, inverse exists



One-to-one, inverse exists

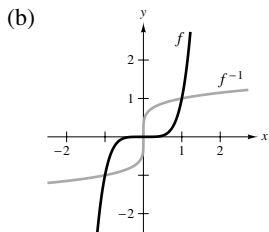
25. Strictly monotonic, inverse exists  
 27. Not strictly monotonic, inverse does not exist  
 29. Strictly monotonic, inverse exists  
 31.  $f'(x) = 2(x - 4) > 0$  on  $(4, \infty)$   
 33.  $f'(x) = -\csc^2 x < 0$  on  $(0, \pi)$

35. (a)  $f^{-1}(x) = \frac{x + 3}{2}$



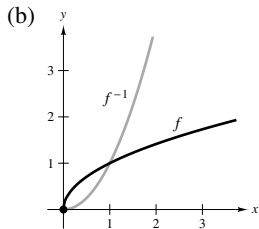
- (c)  $f$  and  $f^{-1}$  are symmetric about  $y = x$ .  
 (d) Domain of  $f$  and  $f^{-1}$ : all real numbers  
 Range of  $f$  and  $f^{-1}$ : all real numbers

37. (a)  $f^{-1}(x) = x^{1/5}$



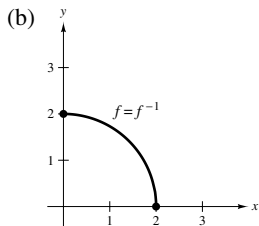
- (c)  $f$  and  $f^{-1}$  are symmetric about  $y = x$ .  
 (d) Domain of  $f$  and  $f^{-1}$ : all real numbers  
 Range of  $f$  and  $f^{-1}$ : all real numbers

39. (a)  $f^{-1}(x) = x^2, x \geq 0$



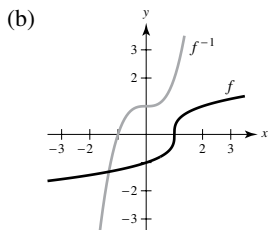
- (c)  $f$  and  $f^{-1}$  are symmetric about  $y = x$ .  
 (d) Domain of  $f$  and  $f^{-1}$ :  $x \geq 0$   
 Range of  $f$  and  $f^{-1}$ :  $y \geq 0$

41. (a)  $f^{-1}(x) = \sqrt{4 - x^2}, 0 \leq x \leq 2$



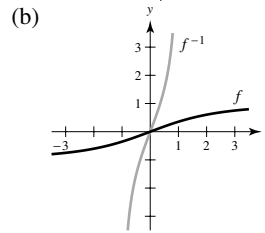
- (c)  $f$  and  $f^{-1}$  are symmetric about  $y = x$ .  
 (d) Domain of  $f$  and  $f^{-1}$ :  $0 \leq x \leq 2$   
 Range of  $f$  and  $f^{-1}$ :  $0 \leq y \leq 2$

43. (a)  $f^{-1}(x) = x^3 + 1$



- (c)  $f$  and  $f^{-1}$  are symmetric about  $y = x$ .  
 (d) Domain of  $f$  and  $f^{-1}$ : all real numbers  
 Range of  $f$  and  $f^{-1}$ : all real numbers

45. (a)  $f^{-1}(x) = \frac{\sqrt{7x}}{\sqrt{1-x^2}}, -1 < x < 1$

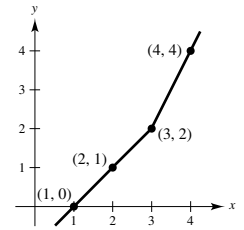


- (c)  $f$  and  $f^{-1}$  are symmetric about  $y = x$ .  
 (d) Domain of  $f$ : all real numbers  
 Domain of  $f^{-1}$ :  $-1 < x < 1$   
 Range of  $f$ :  $-1 < y < 1$   
 Range of  $f^{-1}$ : all real numbers

47. 

$x$	0	1	2	4
$f(x)$	1	2	3	4

$x$	1	2	3	4
$f^{-1}(x)$	0	1	2	4



49. (a) Proof

(b)  $y = \frac{2}{3}(137.5 - x)$   
 $x$ : total cost

$y$ : number of pounds of the less expensive commodity

- (c)  $[62.5, 137.5]$ ;  $50(1.25) = 62.5$  gives the total cost when purchasing 50 pounds of the less expensive commodity, and  $50(2.75) = 137.5$  gives the total cost when purchasing 50 pounds of the more expensive commodity.

(d) 43 lb

51. One-to-one

$f^{-1}(x) = x^2 + 2, x \geq 0$

53. One-to-one

$f^{-1}(x) = 2 - x, x \geq 0$

55. Sample answer:  $f^{-1}(x) = \sqrt{x} + 3, x \geq 0$

57. Sample answer:  $f^{-1}(x) = x - 3, x \geq 0$

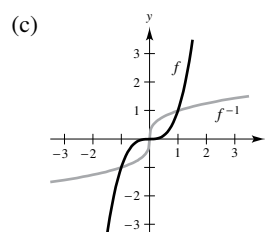
59. Inverse exists. Volume is an increasing function and therefore is one-to-one. The inverse function gives the time  $t$  corresponding to the volume  $V$ .

61. Inverse does not exist. 63.  $-\frac{1}{6}$  65.  $\frac{1}{17}$

67.  $\frac{2\sqrt{3}}{3}$  69.  $-2$

71. (a) Domain of  $f$ :  $(-\infty, \infty)$   
 Domain of  $f^{-1}$ :  $(-\infty, \infty)$

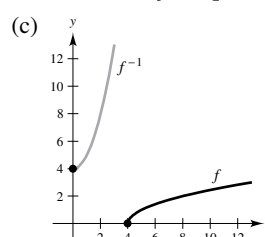
(b) Range of  $f$ :  $(-\infty, \infty)$   
 Range of  $f^{-1}$ :  $(-\infty, \infty)$



(d)  $f'(\frac{1}{2}) = \frac{3}{4}, (f^{-1})'(\frac{1}{8}) = \frac{4}{3}$

73. (a) Domain of  $f$ :  $[4, \infty)$   
 Domain of  $f^{-1}$ :  $[0, \infty)$

(b) Range of  $f$ :  $[0, \infty)$   
 Range of  $f^{-1}$ :  $[4, \infty)$



(d)  $f'(5) = \frac{1}{2}, (f^{-1})'(1) = 2$

75. 32    77. 88    79.  $(g^{-1} \circ f^{-1})(x) = \frac{x+1}{2}$

81.  $(f \circ g)^{-1}(x) = \frac{x+1}{2}$

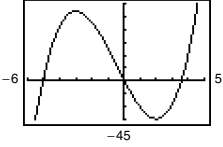
83. Yes. Functions of the form  $f(x) = x^n$ ,  $n$  is odd, are always increasing or always decreasing. So, it is one-to-one and therefore has an inverse function.

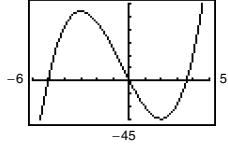
85. Many  $x$ -values yield the same  $y$ -value. For example,

$f(\pi) = 0 = f(0)$ . The graph is not continuous at  $\frac{(2n-1)\pi}{2}$ ,

where  $n$  is an integer.

87.  $k = \frac{1}{4}$     89. False. Let  $f(x) = x^2$ .

91. (a)  (b)  $c = 2$



$f$  does not pass the Horizontal Line Test.

93–95. Proofs    97. Proof;  $\frac{\sqrt{5}}{5}$

99. Proof; The graph of  $f$  is symmetric about the line  $y = x$ .

101. Proof; concave upward

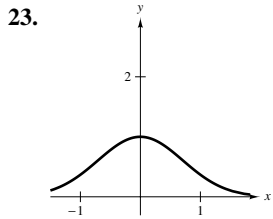
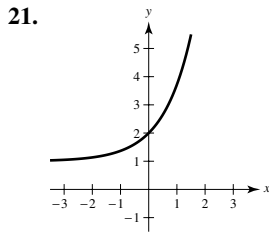
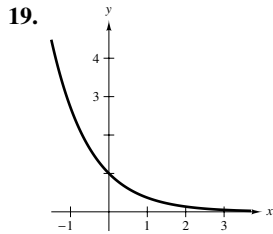
**Section 5.4 (page 348)**

1. The graph of  $f(x) = e^x$  is concave upward and increasing on the entire domain.

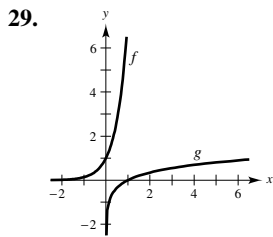
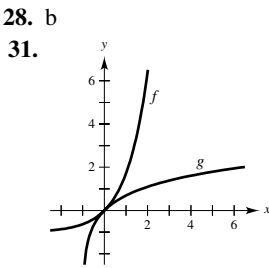
3.  $x = 4$     5.  $x \approx 2.485$     7.  $x = 0$     9.  $x \approx 0.511$

11.  $x \approx 8.862$     13.  $x \approx 7.389$     15.  $x \approx 10.389$

17.  $x \approx 5.389$



25. c    26. d    27. a



33.  $5e^{5x}$     35.  $\frac{e^{\sqrt{x}}}{2\sqrt{x}}$     37.  $e^{x-4}$     39.  $e^x \left( \frac{1}{x} + \ln x \right)$

41.  $e^x(x+1)(x+3)$     43.  $3(e^{-t} + e^t)^2(e^t - e^{-t})$

45.  $-\frac{5e^{5x}}{2 - e^{5x}}$     47.  $\frac{-2(e^x - e^{-x})}{(e^x + e^{-x})^2}$     49.  $-\frac{2e^x}{(e^x - 1)^2}$

51.  $2e^x \cos x$     53.  $\frac{\cos x}{x}$     55.  $y = 3x + 1$

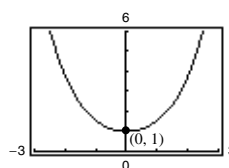
57.  $y = -3x + 10$     59.  $y = \left(\frac{1}{e}\right)x - \frac{1}{e}$

61.  $y = ex$     63.  $\frac{10 - e^y}{xe^y + 3}$     65.  $y = (-e - 1)x + 1$

67.  $3(6x + 5)e^{-3x}$

69.  $y'' - y = 0$   
 $4e^{-x} - 4e^{-x} = 0$

71. Relative minimum: (0, 1)

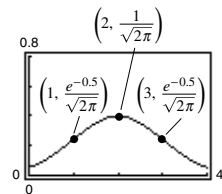


73. Relative maximum:

$\left(2, \frac{1}{\sqrt{2\pi}}\right)$

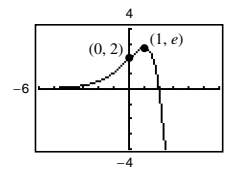
Points of inflection:

$\left(1, \frac{e^{-0.5}}{\sqrt{2\pi}}\right), \left(3, \frac{e^{-0.5}}{\sqrt{2\pi}}\right)$



75. Relative maximum: (1, e)

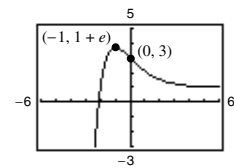
Point of inflection: (0, 2)



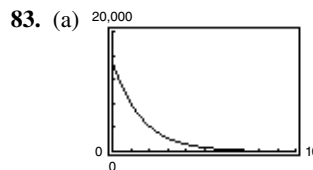
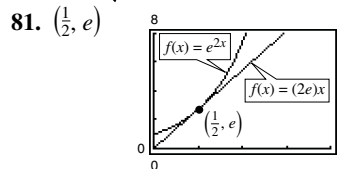
77. Relative maximum:

$(-1, 1 + e)$

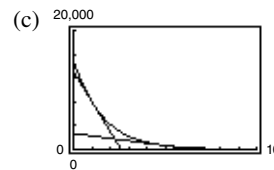
Point of inflection: (0, 3)



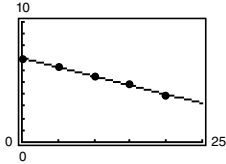
79.  $A = \sqrt{2}e^{-1/2}$



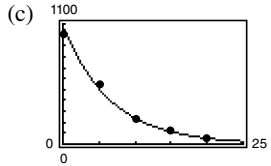
(b) When  $t = 1$ ,  
 $\frac{dV}{dt} \approx -5028.84$   
When  $t = 5$ ,  
 $\frac{dV}{dt} \approx -406.89$ .



85. (a)  $\ln P = -0.1499h + 6.9797$

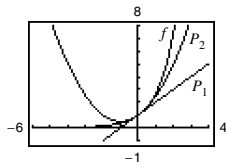


(b)  $P = 1074.6e^{-0.1499h}$



(d)  $h = 5$ :  $-76.13$  millibars/km  
 $h = 18$ :  $-10.84$  millibars/km

87.  $P_1 = 1 + x$ ;  $P_2 = 1 + x + \frac{1}{2}x^2$



The values of  $f$ ,  $P_1$ , and  $P_2$  and their first derivatives agree at  $x = 0$ .

89.  $12! = 479,001,600$

Stirling's Formula:  $12! \approx 475,687,487$

91.  $e^{5x} + C$     93.  $\frac{1}{5}e^{5x-3} + C$     95.  $e^{x^2+x} + C$

97.  $2e^{\sqrt{x}} + C$

99.  $x - \ln(e^x + 1) + C_1$  or  $-\ln(1 + e^{-x}) + C_2$

101.  $-\frac{2}{3}(1 - e^x)^{3/2} + C$     103.  $\ln|e^x - e^{-x}| + C$

105.  $-\frac{5}{2}e^{-2x} + e^{-x} + C$     107.  $\ln|\cos e^{-x}| + C$

109.  $\frac{e^2 - 1}{2e^2}$     111.  $\frac{e - 1}{2e}$     113.  $\frac{e}{3}(e^2 - 1)$

115.  $\frac{1}{4} \ln \frac{1 + e^8}{2}$     117.  $\frac{1}{\pi} [e^{\sin(\pi^2/2)} - 1]$

119.  $y = \frac{1}{18}e^{9x^2} + C$     121.  $f(x) = \frac{1}{2}(e^x + e^{-x})$

123.  $e^6 - 1 \approx 402.4$     125.  $2(1 - e^{-3/2}) \approx 1.554$

127. 92.190

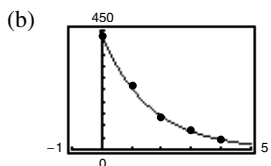
129. The natural exponential function has a horizontal asymptote  $y = 0$  to the left and the natural logarithmic function has a vertical asymptote  $x = 0$  from the right.

131. False. The derivative is  $e^x(g'(x) + g(x))$ .

133. True

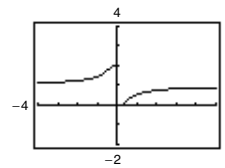
135. The probability that a given battery will last between 48 months and 60 months is approximately 47.72%.

137. (a)  $R = 428.78e^{-0.6155t}$



(c) About 637.2 L

139. (a)



(b) When  $x$  increases without bound,  $1/x$  approaches zero, and  $e^{1/x}$  approaches 1. Therefore,  $f(x)$  approaches  $2/(1 + 1) = 1$ . So,  $f(x)$  has a horizontal asymptote at  $y = 1$ . As  $x$  approaches zero from the right,  $1/x$  approaches  $\infty$ ,  $e^{1/x}$  approaches  $\infty$ , and  $f(x)$  approaches zero. As  $x$  approaches zero from the left,  $1/x$  approaches  $-\infty$ ,  $e^{1/x}$  approaches zero, and  $f(x)$  approaches 2. The limit does not exist because the left limit does not equal the right limit. Therefore,  $x = 0$  is a nonremovable discontinuity.

141.  $\int_0^x e^t dt \geq \int_0^x 1 dt$ ;  $e^x - 1 \geq x$ ;  $e^x \geq x + 1$  for  $x \geq 0$

143. Relative maximum:  $(\frac{1}{k}, \frac{1}{ke})$

Point of inflection:  $(\frac{2}{k}, \frac{2}{ke^2})$

145. Putnam Problem B1, 2012

**Section 5.5 (page 358)**

1.  $a = 4, b = 6$

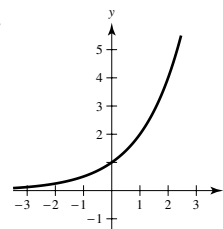
3. It is necessary when you have a function of the form  $y = u(x)^{v(x)}$

5.  $-3$     7.  $0$     9.  $\frac{5}{6}$

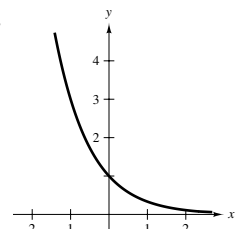
11. (a)  $\log_2 8 = 3$     (b)  $\log_3(\frac{1}{3}) = -1$

13. (a)  $10^{-2} = 0.01$     (b)  $(\frac{1}{2})^{-3} = 8$

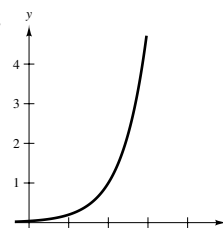
15.



17.



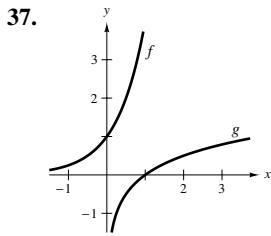
19.



21. (a)  $x = 3$     (b)  $x = -1$     23. (a)  $x = \frac{1}{3}$     (b)  $x = \frac{1}{16}$

25. (a)  $x = -1, 2$     (b)  $x = \frac{1}{3}$     27. 1.965    29.  $-6.288$

31. 12.253    33. 33.000    35. 3.429



39.  $(\ln 4)4^x$     41.  $(-4 \ln 5)5^{-4x}$     43.  $9^{x(x \ln 9 + 1)}$   
 45.  $\frac{2t^2 \ln 8 - 4t}{8t}$     47.  $-2^{-\theta}[(\ln 2) \cos \pi\theta + \pi \sin \pi\theta]$   
 49.  $\frac{6}{(\ln 4)(6x + 1)}$     51.  $\frac{2}{(\ln 5)(t - 4)}$     53.  $\frac{x}{(\ln 5)(x^2 - 1)}$   
 55.  $\frac{x - 2}{(\ln 2)x(x - 1)}$     57.  $\frac{3x - 2}{(2x \ln 3)(x - 1)}$     59.  $\frac{5(1 - \ln t)}{t^2 \ln 2}$   
 61.  $y = -2x \ln 2 - 2 \ln 2 + 2$     63.  $y = \frac{1}{27 \ln 3}x + 3 - \frac{1}{\ln 3}$   
 65.  $2(1 - \ln x)x^{(2/x)-2}$     67.  $(x - 2)^{x+1} \left[ \frac{x+1}{x-2} + \ln(x-2) \right]$   
 69.  $\frac{3^x}{\ln 3} + C$     71.  $\frac{1}{3}x^3 - \frac{2^{-x}}{\ln 2} + C$   
 73.  $-\frac{1}{2 \ln 5}(5^{-x^2}) + C$     75.  $\frac{\ln(3^{2x} + 1)}{2 \ln 3} + C$     77.  $\frac{7}{2 \ln 2}$   
 79.  $\frac{4}{\ln 5} - \frac{2}{\ln 3}$     81.  $\frac{(\ln 5)^2}{2 \ln 4} \approx 0.934$   
 83. The exponential function grows more rapidly as  $a$  becomes larger.

85. (a)  $x > 0$     (b)  $10^x$     (c)  $3 \leq f(x) \leq 4$   
 (d)  $0 < x < 1$     (e) 10    (f)  $100^a$

87. (a) \$40.64    (b)  $C'(1) \approx 0.051P$ ,  $C'(8) \approx 0.072P$   
 (c)  $\ln 1.05$

89. 

$n$	1	2	4	12
$A$	\$1410.60	\$1414.78	\$1416.91	\$1418.34

$n$	365	Continuous
$A$	\$1419.04	\$1419.07

91. 

$n$	1	2	4	12
$A$	\$30,612.57	\$31,121.37	\$31,385.05	\$31,564.42

$n$	365	Continuous
$A$	\$31,652.22	\$31,655.22

93. 

$t$	1	10	20	30
$P$	\$96,078.94	\$67,032.00	\$44,932.90	\$30,119.42

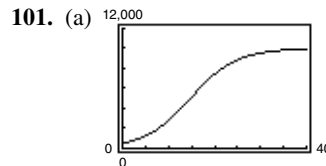
$t$	40	50
$P$	\$20,189.65	\$13,533.53

95. 

$t$	1	10	20	30
$P$	\$95,132.82	\$60,716.10	\$36,864.45	\$22,382.66

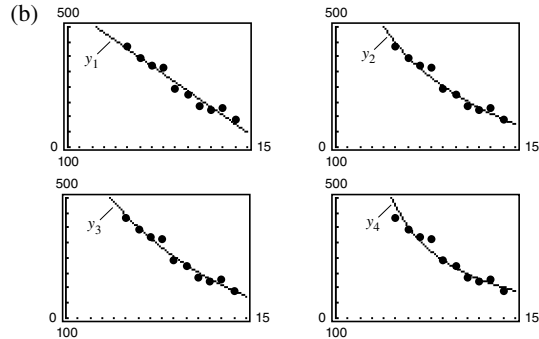
$t$	40	50
$P$	\$13,589.88	\$8251.24

97. c  
 99. (a) 6.7 million  $\text{ft}^3/\text{acre}$   
 (b)  $t = 20$ :  $\frac{dV}{dt} = 0.073$ ,  $t = 60$ :  $\frac{dV}{dt} = 0.040$



- (b) 6 months: 1487 fish  
 12 months: 3672 fish  
 24 months: 8648 fish  
 36 months: 9860 fish  
 48 months: 9987 fish  
 Limiting size: 10,000 fish  
 (c) 1 month: About 114 fish/mo  
 10 months: About 403 fish/mo  
 (d) About 15 mo

103. (a)  $y_1 = -27.7x + 565$ ,  $y_2 = 843 - 246.3 \ln x$ ,  
 $y_3 = 706.995(0.9106)^x$ ,  $y_4 = 1765.4563x^{-0.8200}$



Answers will vary.

- (c)  $y_1'(12) = -27.7$ ,  $y_2'(12) \approx -20.53$ ,  $y_3'(12) \approx -21.52$ ,  
 $y_4'(12) \approx -15.72$ ;  $y_1$  is decreasing at the greatest rate.

105.  $y = 1200(0.6)^t$     107.  $e$     109.  $e^2$

111. (a)  $(2^3)^2 = 2^6 = 64$   
 $2^{(3^2)} = 2^9 = 512$

- (b) No.  $f(x) = (x^x)^x = x^{(x^2)}$  and  $g(x) = x^{(x^x)}$

- (c)  $f'(x) = x^{x^2}(x + 2x \ln x)$   
 $g'(x) = x^{x^x+x-1}[x(\ln x)^2 + x \ln x + 1]$

113. Proof

115. (a)  $\frac{dy}{dx} = \frac{y^2 - yx \ln y}{x^2 - xy \ln x}$

- (b) (i) 1 when  $c \neq 0$ ,  $c \neq e$     (ii)  $-3.1774$   
 (iii)  $-0.3147$

- (c)  $(e, e)$

117. Putnam Problem B3, 1951

**Section 5.6 (page 369)**

1. L'Hôpital's Rule allows you to address limits of the form  $0/0$  and  $\infty/\infty$ .

3.

$x$	-0.1	-0.01	-0.001	0
$f(x)$	1.3177	1.3332	1.3333	?

$x$	0.001	0.01	0.1
$f(x)$	1.3333	1.3332	1.3177

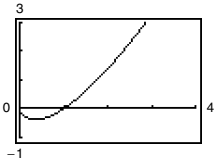
5.

$x$	1	10	$10^2$
$f(x)$	0.9900	90,483.7	$3.7 \times 10^9$

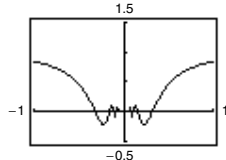
$x$	$10^3$	$10^4$	$10^5$
$f(x)$	$4.5 \times 10^{10}$	0	0

7.  $\frac{3}{8}$     9.  $\frac{1}{8}$     11. 0    13.  $\frac{5}{3}$     15. 4    17. 0  
 19.  $\infty$     21.  $\frac{11}{4}$     23.  $\frac{3}{5}$     25.  $\frac{7}{6}$     27.  $\infty$   
 29. 0    31. 1    33. 0    35. 0    37.  $\infty$   
 39.  $\frac{5}{9}$     41.  $\infty$

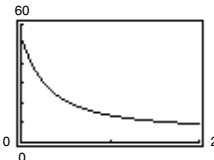
43. (a) Not indeterminate  
 (b)  $\infty$   
 (c)



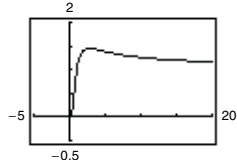
45. (a)  $0 \cdot \infty$   
 (b) 1  
 (c)



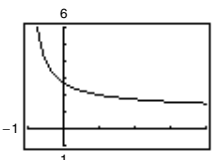
47. (a)  $1^\infty$   
 (b)  $e^4$   
 (c)



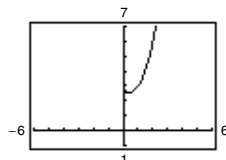
49. (a)  $\infty^0$   
 (b) 1  
 (c)



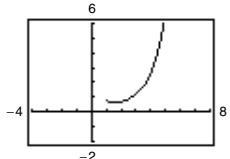
51. (a)  $1^\infty$     (b)  $e$   
 (c)



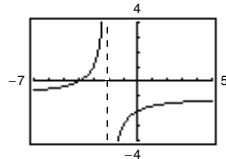
53. (a)  $0^0$     (b) 3  
 (c)



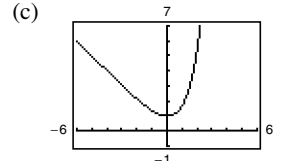
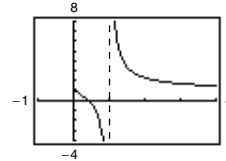
55. (a)  $0^0$     (b) 1  
 (c)



57. (a)  $\infty - \infty$     (b)  $-\frac{3}{2}$   
 (c)



59. (a)  $\infty - \infty$     (b)  $\infty$     61. (a)  $\infty - \infty$     (b)  $\infty$   
 (c)



63. Answers will vary. Sample answers:

- (a)  $f(x) = x^2 - 25, g(x) = x - 5$   
 (b)  $f(x) = (x - 5)^2, g(x) = x^2 - 25$   
 (c)  $f(x) = x^2 - 25, g(x) = (x - 5)^3$

65. (a) Yes;  $\frac{0}{0}$     (b) No;  $\frac{0}{-1}$     (c) Yes;  $\frac{\infty}{\infty}$     (d) Yes;  $\frac{0}{0}$   
 (e) No;  $\frac{-1}{0}$     (f) Yes;  $\frac{0}{0}$

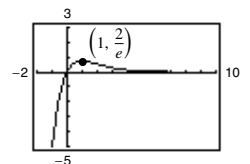
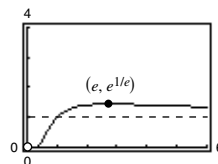
67.

$x$	10	$10^2$	$10^4$	$10^6$	$10^8$	$10^{10}$
$\frac{(\ln x)^4}{x}$	2.811	4.498	0.720	0.036	0.001	0.000

69. 0    71. 0    73. 0

75. Horizontal asymptote:  $y = 1$     77. Horizontal asymptote:  $y = 0$

Relative maximum:  $(e, e^{1/e})$     Relative maximum:  $(1, \frac{2}{e})$

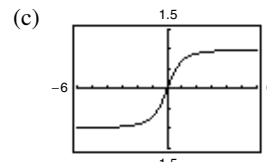


79. Limit is not of the form  $\frac{0}{0}$  or  $\frac{\infty}{\infty}$ .

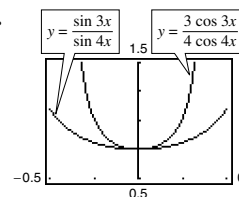
81. Limit is not of the form  $\frac{0}{0}$  or  $\frac{\infty}{\infty}$ .

83. (a)  $\lim_{x \rightarrow \infty} \frac{x}{\sqrt{x^2 + 1}} = \lim_{x \rightarrow \infty} \frac{\sqrt{x^2 + 1}}{x} = \lim_{x \rightarrow \infty} \frac{x}{\sqrt{x^2 + 1}}$   
 Applying L'Hôpital's Rule twice results in the original limit, so L'Hôpital's Rule fails.

- (b) 1



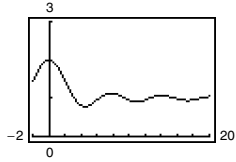
- 85.



As  $x \rightarrow 0$ , the graphs get closer together (they both approach 0.75). By L'Hôpital's Rule,

$$\lim_{x \rightarrow 0} \frac{\sin 3x}{\sin 4x} = \lim_{x \rightarrow 0} \frac{3 \cos 3x}{4 \cos 4x} = \frac{3}{4}$$

87.  $\frac{Vt}{L}$     89. Proof    91.  $c = \frac{2}{3}$     93.  $c = \frac{\pi}{4}$   
 95. False.  $\frac{\infty}{0} = \pm\infty$     97. True    99. True    101.  $\frac{3}{4}$   
 103.  $c = \frac{4}{3}$     105.  $a = 1, b = \pm 2$     107. Proof  
 109. (a)  $0 \cdot \infty$     (b) 0    111. Proof    113. (a)–(c) 2  
 115. (a)

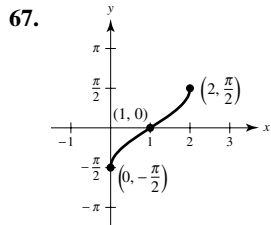


(b)  $\lim_{x \rightarrow \infty} h(x) = 1$     (c) No

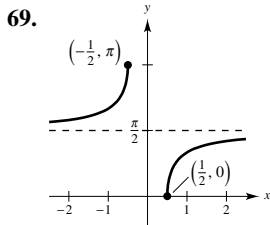
117. Putnam Problem A1, 1956

**Section 5.7 (page 379)**

1.  $\arccos x$  is the angle,  $0 \leq \theta \leq \pi$ , whose cosine is  $x$ .  
 3.  $\arccot$     5.  $\left(-\frac{\sqrt{2}}{2}, \frac{3\pi}{4}\right), \left(\frac{1}{2}, \frac{\pi}{3}\right), \left(\frac{\sqrt{3}}{2}, \frac{\pi}{6}\right)$   
 7.  $\frac{\pi}{6}$     9.  $\frac{\pi}{3}$     11.  $\frac{\pi}{6}$     13.  $-\frac{\pi}{4}$     15. 1.52  
 17.  $\arccos \frac{1}{1.269} \approx 0.66$     19.  $x$     21.  $\frac{\sqrt{1-x^2}}{x}$   
 23.  $\frac{1}{x}$     25. (a)  $\frac{3}{5}$     (b)  $\frac{5}{3}$     27. (a)  $-\sqrt{3}$     (b)  $-\frac{13}{5}$   
 29.  $\sqrt{1-4x^2}$     31.  $\frac{\sqrt{x^2-1}}{|x|}$     33.  $\frac{\sqrt{x^2-9}}{3}$   
 35.  $\frac{\sqrt{x^2+2}}{x}$     37.  $x = \frac{1}{3}(\sin \frac{1}{2} + \pi) \approx 1.207$     39.  $x = \frac{1}{3}$   
 41.  $\frac{1}{\sqrt{2x-x^2}}$     43.  $-\frac{3}{\sqrt{4-x^2}}$     45.  $\frac{e^x}{1+e^{2x}}$   
 47.  $\frac{3x - \sqrt{1-9x^2} \arcsin 3x}{x^2 \sqrt{1-9x^2}}$     49.  $-\frac{t}{\sqrt{1-t^2}}$   
 51.  $2 \arccos x$     53.  $\frac{1}{1-x^4}$     55.  $\frac{1}{\sqrt{16-x^2}}$   
 57.  $y = \frac{1}{3}(4\sqrt{3}x - 2\sqrt{3} + \pi)$     59.  $y = \frac{1}{4}x + \frac{\pi-2}{4}$   
 61.  $y = (2\pi - 4)x + 4$   
 63. Relative maximum: (1.272, -0.606)  
 Relative minimum: (-1.272, 3.747)  
 65. Relative maximum: (2, 2.214)



Maximum:  $\left(2, \frac{\pi}{2}\right)$   
 Minimum:  $\left(0, -\frac{\pi}{2}\right)$   
 Point of inflection: (1, 0)



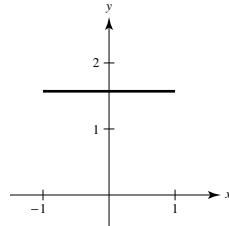
Maximum:  $\left(-\frac{1}{2}, \pi\right)$   
 Minimum:  $\left(\frac{1}{2}, 0\right)$   
 Asymptote:  $y = \frac{\pi}{2}$

71.  $y = -\frac{2\pi x}{\pi + 8} + 1 - \frac{\pi^2}{2\pi + 16}$     73.  $y = -x + \sqrt{2}$

75. (a)  $\arcsin(\arcsin 0.5) \approx 0.551$   
 $\arcsin(\arcsin 1)$  does not exist.  
 (b)  $\sin(-1) \leq x \leq \sin 1$   
 77. No  
 79. In order to have a true inverse function, the domain of sine must be restricted. As a result,  $2\pi$  is not in the range of the arcsine function.  
 81. (a) and (b) Proofs    83. True    85. True

87. (a)  $\theta = \operatorname{arccot} \frac{x}{5}$   
 (b)  $x = 10$ : 16 rad/h  
 $x = 3$ : 58.824 rad/h  
 89. (a)  $h(t) = -16t^2 + 256$ ;  $t = 4$  sec  
 (b)  $t = 1$ : -0.0520 rad/sec  
 $t = 2$ : -0.1116 rad/sec

91.  $50\sqrt{2} \approx 70.71$  ft    93. (a) and (b) Proofs  
 95.



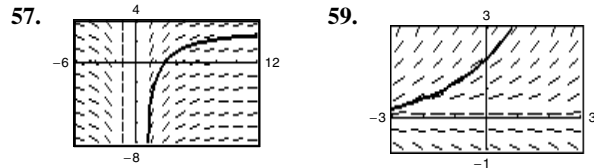
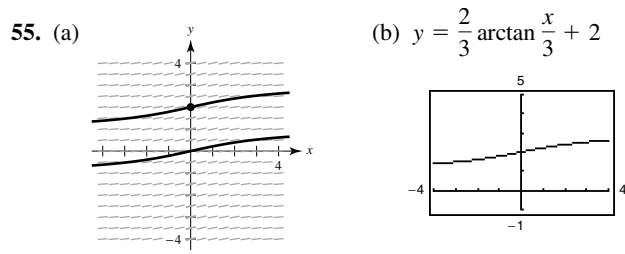
- (a) The graph is a horizontal line at  $\frac{\pi}{2}$ .  
 (b) Proof

97.  $c = 2$     99. Proof

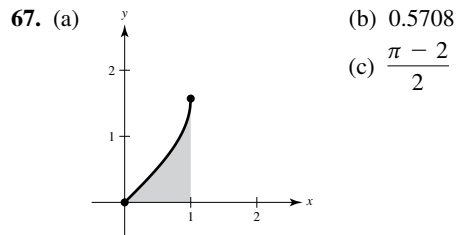
**Section 5.8 (page 387)**

1. (a) No  
 (b) Yes. Use the rule involving the arcsecant function.  
 3.  $\arcsin \frac{x}{3} + C$     5.  $\operatorname{arcsec}|2x| + C$   
 7.  $\arcsin(x+1) + C$     9.  $\frac{1}{2} \arcsin t^2 + C$   
 11.  $\frac{1}{10} \arctan \frac{t^2}{5} + C$     13.  $\frac{1}{4} \arctan \frac{e^{2x}}{2} + C$   
 15.  $\arcsin \frac{\csc x}{5} + C$     17.  $2 \arcsin \sqrt{x} + C$   
 19.  $\frac{1}{2} \ln(x^2 + 1) - 3 \arctan x + C$   
 21.  $8 \arcsin \frac{x-3}{3} - \sqrt{6x-x^2} + C$     23.  $\frac{\pi}{6}$     25.  $\frac{\pi}{6}$   
 27.  $\frac{1}{3} \left( \arctan 3 - \frac{\pi}{4} \right) \approx 0.155$     29.  $\arctan 5 - \frac{\pi}{4} \approx 0.588$   
 31.  $\frac{\pi}{4}$     33.  $\frac{1}{32} \pi^2 \approx 0.308$     35.  $\frac{\pi}{2}$   
 37.  $\frac{\sqrt{2}}{2} \arcsin \left[ \frac{\sqrt{6}}{6}(x-2) \right] + C$     39.  $\arcsin \frac{x+2}{2} + C$   
 41.  $4 - 2\sqrt{3} + \frac{1}{6}\pi \approx 1.059$   
 43.  $2\sqrt{e^t-3} - 2\sqrt{3} \arctan \frac{\sqrt{e^t-3}}{\sqrt{3}} + C$     45.  $\frac{\pi}{6}$   
 47. (a)  $\arcsin x + C$     (b)  $-\sqrt{1-x^2} + C$     (c) Not possible  
 49. (a)  $\frac{2}{3}(x-1)^{3/2} + C$     (b)  $\frac{2}{15}(x-1)^{3/2}(3x+2) + C$   
 (c)  $\frac{2}{3}\sqrt{x-1}(x+2) + C$   
 51. Proof

53. No. Graphing  $f(x) = \arcsin x$  and  $g(x) = -\arccos x$ , you can see that the graph of  $f$  is the graph of  $g$  shifted vertically.



61.  $y = \arcsin \frac{x}{2} + \pi$     63.  $\frac{\pi}{3}$     65.  $\frac{3\pi}{2}$



69. (a)  $F(x)$  represents the average value of  $f(x)$  over the interval  $[x, x + 2]$ ; Maximum at  $x = -1$

(b) Maximum at  $x = -1$

71. False.  $\int \frac{dx}{3x\sqrt{9x^2 - 16}} = \frac{1}{12} \operatorname{arcsec} \frac{|3x|}{4} + C$

73–75. Proofs

77. (a)  $\int_0^1 \frac{1}{1+x^2} dx$  (b) About 0.7857

(c) Because  $\int_0^1 \frac{1}{1+x^2} dx = \frac{\pi}{4}$ , you can use the Midpoint

Rule to approximate  $\frac{\pi}{4}$ . Multiplying the result by 4 gives an estimation of  $\pi$ .

### Section 5.9 (page 397)

1. Hyperbolic function came from the comparison of the area of a semicircular region with the area of a region under a hyperbola.

3.  $\sinh^2 x = \frac{-1 + \cosh 2x}{2}$     5. (a) 10.018    (b) -0.964

7. (a)  $\frac{4}{3}$     (b)  $\frac{13}{12}$     9. (a) 1.317    (b) 0.962

11–17. Proofs

19.  $\cosh x = \frac{\sqrt{13}}{2}$ ,  $\tanh x = \frac{3\sqrt{13}}{13}$ ,  $\operatorname{csch} x = \frac{2}{3}$ ,

$\operatorname{sech} x = \frac{2\sqrt{13}}{13}$ ,  $\operatorname{coth} x = \frac{\sqrt{13}}{3}$

21.  $\infty$     23. 1    25.  $9 \cosh 9x$

27.  $-10x(\operatorname{sech} 5x^2 \tanh 5x^2)$     29.  $\operatorname{coth} x$

31.  $-\frac{t}{2} \cosh(-3t) + \frac{\sinh(-3t)}{6}$     33.  $\operatorname{sech} t$

35.  $y = -2x + 2$     37.  $y = 1 - 2x$

39. Relative maximum: (1.20, 0.66)

Relative minimum: (-1.20, -0.66)

41. Relative maxima:  $(\pm\pi, \cosh \pi)$ , Relative minimum: (0, -1)

43. (a)  (b) 33.146 units, 25 units  
(c)  $m = \sinh 1 \approx 1.175$

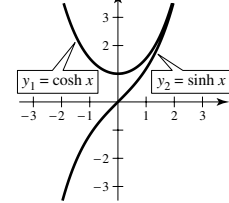
45.  $\frac{1}{4} \sinh 4x + C$     47.  $-\frac{1}{2} \cosh(1 - 2x) + C$

49.  $\frac{1}{3} \cosh^3(x - 1) + C$     51.  $\ln|\sinh x| + C$

53.  $-\operatorname{coth} \frac{x^2}{2} + C$     55.  $\ln \frac{5}{4}$     57.  $\operatorname{coth} 1 - \operatorname{coth} 2$

59.  $-\frac{1}{3}(\operatorname{csch} 2 - \operatorname{csch} 1)$

61. The graphs do not intersect.



63. Proof    65.  $\frac{3}{\sqrt{9x^2 - 1}}$     67.  $\frac{1}{2\sqrt{x(1-x)}}$

69.  $|\sec x|$     71.  $-\csc x$     73.  $2 \sinh^{-1}(2x)$

75.  $\frac{\sqrt{3}}{18} \ln \left| \frac{1 + \sqrt{3}x}{1 - \sqrt{3}x} \right| + C$     77.  $\ln(\sqrt{e^{2x} + 1} - 1) - x + C$

79.  $2 \sinh^{-1} \sqrt{x} + C = 2 \ln(\sqrt{x} + \sqrt{1+x}) + C$

81.  $\frac{1}{4} \ln \left| \frac{x-4}{4} \right| + C$     83.  $\ln\left(\frac{3 + \sqrt{5}}{2}\right)$     85.  $\frac{\ln 7}{12}$

87.  $-\frac{x^2}{2} - 4x - \frac{10}{3} \ln \left| \frac{x-5}{x+1} \right| + C$

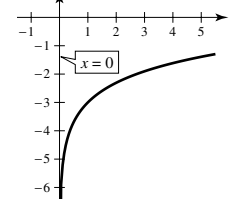
89.  $8 \arctan e^2 - 2\pi \approx 5.207$     91.  $\frac{5}{2} \ln(\sqrt{17} + 4) \approx 5.237$

93. (a)  $-\frac{\sqrt{a^2 - x^2}}{x}$  (b) Proof

95–103. Proofs    105. Putnam Problem 8, 1939

### Review Exercises for Chapter 5 (page 400)

1. Domain:  $x > 0$



3. (a) 2.9957    (b) -0.2231    (c) 6.4376    (d) 0.8047

5.  $\frac{1}{5}[\ln(2x + 1) + \ln(2x - 1) - \ln(4x^2 + 1)]$

7.  $\ln \frac{3\sqrt[3]{4-x^2}}{x}$     9.  $\frac{1}{2x}$     11.  $\frac{1 + 2 \ln x}{2\sqrt{\ln x}}$

13.  $-\frac{8x}{x^4 - 16}$     15.  $\frac{7}{(1-7x)[\ln(1-7x)]^2}$

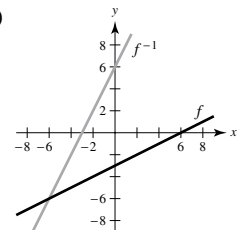


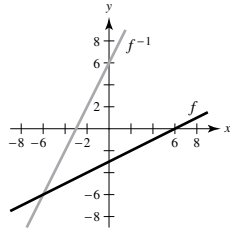
17.  $y = -x + 1$     19.  $\frac{5x^2 - 4x}{2\sqrt{x-1}}$     21.  $\frac{1}{7} \ln|7x - 2| + C$

23.  $-\ln|1 + \cos x| + C$     25.  $x - 3 \ln(x^2 + 1) + C$

27.  $3 + \ln 2$     29.  $\ln(2 + \sqrt{3})$     31.  $2 \ln \frac{123}{25} \approx 3.187$

33. (a)  $f^{-1}(x) = 2x + 6$

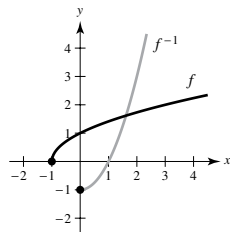
(b)  (c) Proof



(d) Domain of  $f$  and  $f^{-1}$ : all real numbers  
Range of  $f$  and  $f^{-1}$ : all real numbers

35. (a)  $f^{-1}(x) = x^2 - 1, x \geq 0$

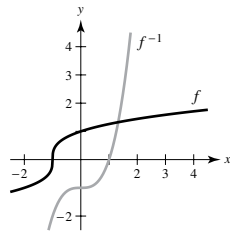
(b)  (c) Proof



(d) Domain of  $f$ :  $x \geq -1$ , Domain of  $f^{-1}$ :  $x \geq 0$   
Range of  $f$ :  $y \geq 0$ , Range of  $f^{-1}$ :  $y \geq -1$

37. (a)  $f^{-1}(x) = x^3 - 1$

(b)  (c) Proof



(d) Domain of  $f$  and  $f^{-1}$ : all real numbers  
Range of  $f$  and  $f^{-1}$ : all real numbers

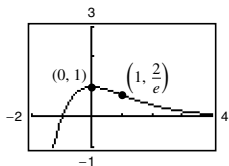
39.  $\frac{1}{3(\sqrt[3]{-3})^2} \approx 0.160$     41.  $\frac{3}{4}$     43.  $x \approx 1.134$

45.  $e^4 - 1 \approx 53.598$     47.  $te^t(t + 2)$     49.  $\frac{e^{2x} - e^{-2x}}{\sqrt{e^{2x} + e^{-2x}}}$

51.  $\frac{3x^2 - 2x^3}{e^{2x}}$     53.  $y = 6x + 1$

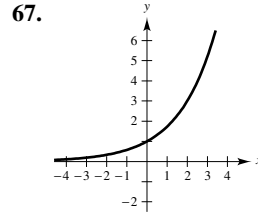
55. Relative maximum:  $(0, 1)$

Point of inflection:  $(1, \frac{2}{e})$



57.  $-\frac{1}{2}e^{1-x^2} + C$     59.  $\frac{e^{4x} - 3e^{2x} - 3}{3e^x} + C$

61.  $\frac{1 - e^{-3}}{6}$     63.  $\ln(e^2 + e + 1)$     65. About 1.729



69.  $1 - \frac{\ln 52}{\ln 4} \approx -1.850$     71.  $\frac{\ln 3}{12 \ln 1.0025} \approx 36.666$

73. 35    75.  $3^{x-1} \ln 3$     77.  $\frac{8^t(\ln 8 - 2)}{t^3}$

79.  $-\frac{1}{(2 - 2x) \ln 3}$     81.  $x^{2x+1} \left( 2 \ln x + 2 + \frac{1}{x} \right)$

83.  $\frac{5^{(x+1)^2}}{2 \ln 5} + C$     85.  $\frac{30}{\ln 6}$

87. (a) \$613.92    (b) \$4723.67    (c) 6.93%

89. 0    91.  $\infty$     93. 1    95.  $1000e^{0.09} \approx 1094.17$

97. (a)  $\frac{1}{2}$     (b)  $\frac{\sqrt{3}}{2}$     99.  $-\frac{2}{x\sqrt{4x^4 - 1}}$

101.  $\frac{x}{|x|\sqrt{x^2 - 1}} + \operatorname{arcsec} x$     103.  $(\arcsin x)^2$

105.  $\frac{1}{2} \arctan e^{2x} + C$     107.  $\frac{1}{2} \arcsin x^2 + C$

109.  $\frac{1}{4} \left( \arctan \frac{x}{2} \right)^2 + C$     111.  $\frac{\pi}{14}$

113.  $\arctan \frac{e^4}{5} - \arctan \frac{e^{-2}}{5}$     115.  $\frac{2}{3}\pi + \sqrt{3} - 2 \approx 1.826$

117. Proof    119.  $y' = -4 \operatorname{sech}(4x - 1) \tanh(4x - 1)$

121.  $y' = -16x \operatorname{csch}^2(8x^2)$     123.  $y' = \frac{4}{\sqrt{16x^2 + 1}}$

125.  $\frac{1}{3} \tanh x^3 + C$     127.  $\ln|\tanh x| + C$

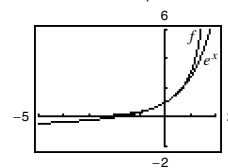
129.  $\frac{1}{12} \ln \left| \frac{3 + 2x}{3 - 2x} \right| + C$     131.  $-\frac{1}{2} \operatorname{sech} 4 + \frac{1}{2} \operatorname{sech} 2$

133.  $\ln 2$

**P.S. Problem Solving** (page 403)

1.  $a = 1, b = \frac{1}{2}, c = -\frac{1}{2}$

$f(x) = \frac{1 + x/2}{1 - x/2}$

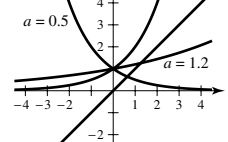


3.  $\ln 3$

5. (a)  $\infty$     (b) 0    (c)  $-\frac{2}{3}$

The form  $0 \cdot \infty$  is indeterminate.

7.  $y = 0.5^x$  and  $y = 1.2^x$  intersect the line  $y = x$ ;  $0 < a < e^{1/e}$



9. (a) Area of region  $A = \frac{\sqrt{3} - \sqrt{2}}{2} \approx 0.1589$

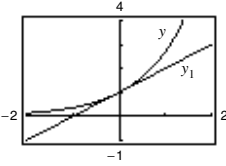
Area of region  $B = \frac{\pi}{12} \approx 0.2618$

(b)  $\frac{1}{24}[3\pi\sqrt{2} - 12(\sqrt{3} - \sqrt{2}) - 2\pi] \approx 0.1346$

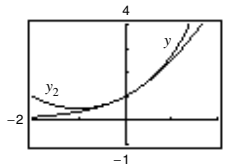
(c) 1.2958 (d) 0.6818

11–13. Proof 15.  $2 \ln \frac{3}{2} \approx 0.8109$

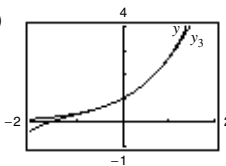
17. (a) (i)



(ii)

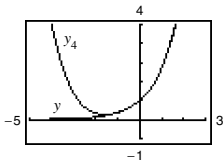


(iii)



(b) Pattern:  $y_n = 1 + \frac{x}{1!} + \frac{x^2}{2!} + \dots + \frac{x^n}{n!} + \dots$

$y_4 = 1 + \frac{x}{1!} + \frac{x^2}{2!} + \frac{x^3}{3!} + \frac{x^4}{4!}$



(c) The pattern implies that  $e^x = 1 + \frac{x}{1!} + \frac{x^2}{2!} + \frac{x^3}{3!} + \dots$

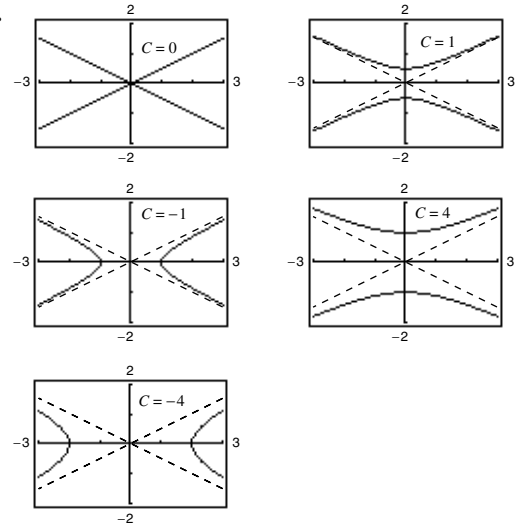
## Chapter 6

### Section 6.1 (page 411)

1. Substitute  $f(x)$  and its derivatives into the differential equation. If the equation is satisfied, then  $f(x)$  is a solution.
3. The line segments show the general shape of all the solutions of a differential equation and give a visual perspective of the directions of the solutions of the differential equation.

- 5–13. Proofs 15. Solution 17. Not a solution  
 19. Solution 21. Not a solution 23. Not a solution  
 25. Solution 27. Not a solution  
 29. Not a solution  
 31.  $y = 3e^{-x/2}$   
 33.  $4y^2 = x^3$

35.



37.  $y = 3e^{-6x}$  39.  $y = 2 \sin 3x - \frac{1}{3} \cos 3x$

41.  $y = -2x + \frac{1}{2}x^3$  43.  $4x^3 + C$

45.  $y = \frac{1}{2} \ln(1 + x^2) + C$

47.  $y = -\frac{1}{2} \cos 2x + C$

49.  $y = \frac{2}{5}(x - 6)^{5/2} + 4(x - 6)^{3/2} + C$  51.  $y = \frac{1}{2}e^{x^2} + C$

53.

$x$	-4	-2	0	2	4	8
$y$	2	0	4	4	6	8
$dy/dx$	-4	Undef.	0	1	$\frac{4}{3}$	2

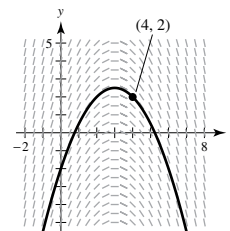
55.

$x$	-4	-2	0	2	4	8
$y$	2	0	4	4	6	8
$dy/dx$	$-2\sqrt{2}$	-2	0	0	$-2\sqrt{2}$	-8

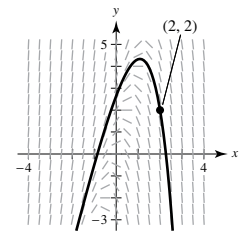
57. b 58. c 59. d 60. a

61. (a) and (b)

63. (a) and (b)

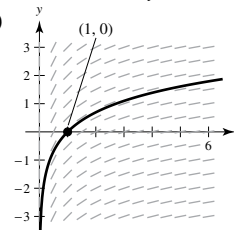


(c) As  $x \rightarrow \infty, y \rightarrow -\infty$   
 As  $x \rightarrow -\infty, y \rightarrow -\infty$



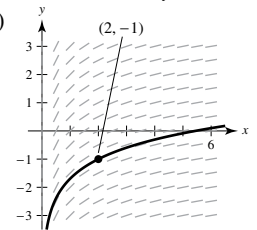
(c) As  $x \rightarrow \infty, y \rightarrow -\infty$   
 As  $x \rightarrow -\infty, y \rightarrow -\infty$

65. (a)



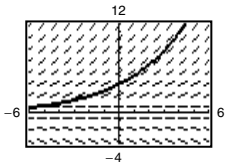
As  $x \rightarrow \infty, y \rightarrow \infty$

(b)

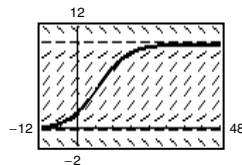


As  $x \rightarrow \infty, y \rightarrow \infty$

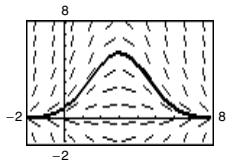
67. (a) and (b)



69. (a) and (b)



71. (a) and (b)



$n$	0	1	2	3	4	5	6
$x_n$	0	0.1	0.2	0.3	0.4	0.5	0.6
$y_n$	2	2.2	2.43	2.693	2.992	3.332	3.715

$n$	7	8	9	10
$x_n$	0.7	0.8	0.9	1.0
$y_n$	4.146	4.631	5.174	5.781

$n$	0	1	2	3	4	5	6
$x_n$	0	0.05	0.1	0.15	0.2	0.25	0.3
$y_n$	3	2.7	2.438	2.209	2.010	1.839	1.693

$n$	7	8	9	10
$x_n$	0.35	0.4	0.45	0.5
$y_n$	1.569	1.464	1.378	1.308

$n$	0	1	2	3	4	5	6
$x_n$	0	0.1	0.2	0.3	0.4	0.5	0.6
$y_n$	1	1.1	1.212	1.339	1.488	1.670	1.900

$n$	7	8	9	10
$x_n$	0.7	0.8	0.9	1.0
$y_n$	2.213	2.684	3.540	5.958

79.

$x$	0	0.2	0.4	0.6	0.8	1
$y(x)$ (exact)	3.0000	3.6642	4.4755	5.4664	6.6766	8.1548
$y(x)$ ( $h = 0.2$ )	3.0000	3.6000	4.3200	5.1840	6.2208	7.4650
$y(x)$ ( $h = 0.1$ )	3.0000	3.6300	4.3923	5.3147	6.4308	7.7812

81.

$x$	0	0.2	0.4	0.6	0.8	1
$y(x)$ (exact)	0.0000	0.2200	0.4801	0.7807	1.1231	1.5097
$y(x)$ ( $h = 0.2$ )	0.0000	0.2000	0.4360	0.7074	1.0140	1.3561
$y(x)$ ( $h = 0.1$ )	0.0000	0.2095	0.4568	0.7418	1.0649	1.4273

83. (a)  $y(1) = 112.7141^\circ$ ,  $y(2) = 96.3770^\circ$ ,  $y(3) = 86.5954^\circ$

(b)  $y(1) = 113.2441^\circ$ ,  $y(2) = 97.0158^\circ$ ,  $y(3) = 87.1729^\circ$

(c) Euler's Method:  $y(1) = 112.9828^\circ$ ,  $y(2) = 96.6998^\circ$ ,  $y(3) = 86.8863^\circ$

Exact solution:  $y(1) = 113.2441^\circ$ ,  $y(2) = 97.0158^\circ$ ,  $y(3) = 87.1729^\circ$

The approximations are better using  $h = 0.05$ .

85. Euler's Method produces an exact solution to an initial value problem when the exact solution is a line.

87. False.  $y = x^3$  is a solution of  $xy' - 3y = 0$ , but  $y = x^3 + 1$  is not a solution.

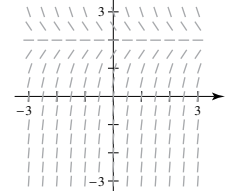
89. (a)

$x$	0	0.2	0.4	0.6	0.8	1
$y$	4	2.6813	1.7973	1.2048	0.8076	0.5413
$y_1$	4	2.56	1.6384	1.0486	0.6711	0.4295
$y_2$	4	2.4	1.44	0.864	0.5184	0.3110
$e_1$	0	0.1213	0.1589	0.1562	0.1365	0.1118
$e_2$	0	0.2813	0.3573	0.3408	0.2892	0.2303
$r$		0.4312	0.4447	0.4583	0.4720	0.4855

(b) If  $h$  is halved, then the error is approximately halved because  $r$  is approximately 0.5.

(c) The error will again be halved.

91. (a)  $\lim_{t \rightarrow \infty} I(t) = 2$



93.  $\omega = \pm 4$     95. Putnam Problem B2, 1997

### Section 6.2 (page 420)

1.  $C$  is the initial value of  $y$ , and  $k$  is the proportionality constant.

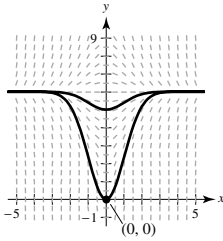
3.  $y = \frac{1}{2}x^2 + 3x + C$     5.  $y = Ce^x - 3$

7.  $y^2 - 5x^2 = C$     9.  $y = Ce^{(2x^{3/2})/3}$     11.  $y = C(1 + x^2)$

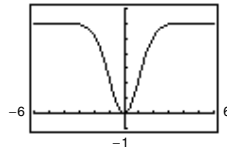
13.  $\frac{dQ}{dt} = \frac{k}{t^2}$

$$Q = -\frac{k}{t} + C$$

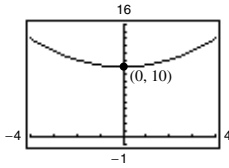
15. (a)



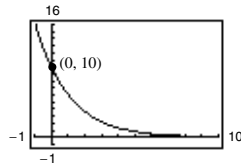
(b)  $y = 6 - 6e^{-x^2/2}$



17.  $y = \frac{1}{4}t^2 + 10$



19.  $y = 10e^{-t/2}$



21.  $N = \frac{8192}{5}$     23.  $y = 2e^{[(1/4)\ln(3/2)]t} \approx 2e^{0.1014t}$

25.  $y = 5(\frac{5}{2})^{1/4} e^{[\ln(2/5)/4]t} \approx 6.2872e^{-0.2291t}$

27. Quadrants I and III;  $\frac{dy}{dx}$  is positive when both  $x$  and  $y$  are positive (Quadrant I) or when both  $x$  and  $y$  are negative (Quadrant III).

29. Amount after 1000 yr: 12.96 g  
Amount after 10,000 yr: 0.26 g

31. Initial quantity: 7.63 g  
Amount after 1000 yr: 4.95 g

33. Amount after 1000 yr: 4.43 g  
Amount after 10,000 yr: 1.49 g

35. Initial quantity: 2.16 g  
Amount after 10,000 yr: 1.62 g

37. 95.76%

39. Time to double: 5.78 yr  
Amount after 10 yr: \$3320.12

41. Annual rate: 4.62%  
Amount after 10 yr: \$238.09

43. Annual rate: 7.18%  
Time to double: 9.65 yr

45. \$224,174.18    47. \$61,377.75

49. (a) 10.24 yr    (b) 9.93 yr    (c) 9.90 yr    (d) 9.90 yr

51. (a)  $P = 2.113e^{-0.011t}$     (b) 1.70 million people  
(c) Because  $k < 0$ , the population is decreasing.

53. (a)  $P = 6.404e^{0.012t}$     (b) 8.14 million people  
(c) Because  $k > 0$ , the population is increasing.

55. (a)  $N = 100.1596(1.2455)^t$     (b) 6.3 h

57. (a)  $N \approx 30(1 - e^{-0.0502t})$     (b) 36 days

59. (a) Because the population increases by a constant each month, the rate of change from month to month will always be the same. So, the slope is constant, and the model is linear.

(b) Although the percentage increase is constant each month, the rate of growth is not constant. The rate of change of  $y$  is  $\frac{dy}{dt} = ry$ , which is an exponential model.

61. (a)  $M_1 = 2335.3e^{0.0407t}$     (b)  $M_2 = 206.9t + 1685$

(c) The exponential model fits the data better because the graph is closer to the data values than is the graph of the linear model.

(d) 2026 ( $t \approx 46$ ); Yes. The exponential model indicates a reasonably slow growth rate.

63. (a) 20 dB    (b) 70 dB    (c) 120 dB

65. (a)  $y = 1420e^{[\ln(52/71)]t} + 80 \approx 1420e^{-0.3114t} + 80$

(b) 299.2°F

67. False. It takes 1599 years.

### Section 6.3 (page 429)

1. (a) Separable    (b) Not separable

3. The carrying capacity is the maximum population that can be sustained over time.

5.  $y^2 - x^2 = C$     7.  $y^4 - 2x^2 + 4x = C$     9.  $r = Ce^{(4/9)s}$

11.  $y = C(x + 2)^3$     13.  $y^3 = C - \frac{1}{3} \cos 9x$

15.  $y = -\frac{1}{4}\sqrt{1 - 4x^2} + C$     17.  $y = Ce^{(\ln x)^2/2}$

19.  $y^2 = 4e^x + 32$     21.  $y = e^{-(x^2+2x)/2}$

23.  $y^2 = 4x^2 + 3$     25.  $u = e^{(5 - \cos v^2)/2}$     27.  $P = P_0e^{kt}$

29.  $4y^2 - x^2 = 16$     31.  $y = (\frac{x}{3})^{1/5}$     33.  $f(x) = Ce^{-x/2}$

35. (a)  $\frac{dy}{dx} = k(y - 4)$     (b) i    (c) Proof

36. (a)  $\frac{dy}{dx} = k(x - 4)$     (b) ii    (c) Proof

37. (a)  $\frac{dy}{dx} = ky(y - 4)$     (b) iii    (c) Proof

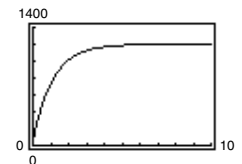
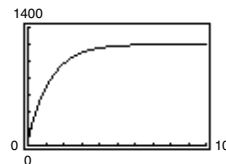
38. (a)  $\frac{dy}{dx} = ky^2$     (b) iv    (c) Proof

39. 97.9% of the original amount

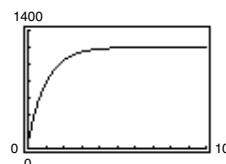
41. (a)  $w = 1200 - 1140e^{-kt}$

(b)  $w = 1200 - 1140e^{-0.8t}$

$w = 1200 - 1140e^{-0.9t}$



$w = 1200 - 1140e^{-t}$

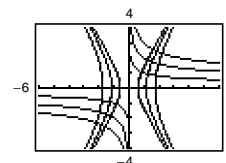


(c) 1.31 yr, 1.16 yr, 1.05 yr    (d) 1200 lb

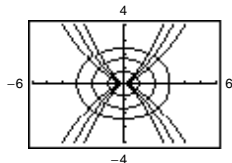
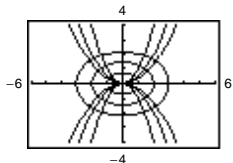
43. Hyperbolas:  $3x^2 - y^2 = C$

Orthogonal trajectory:  $y = \frac{K}{\sqrt[3]{x}}$

Graphs will vary.



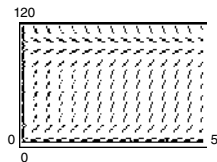
45. Parabolas:  $x^2 = Cy$   
 Ellipses:  $x^2 + 2y^2 = K$   
 Graphs will vary.
47. Curves:  $y^2 = Cx^3$   
 Ellipses:  $2x^2 + 3y^2 = K$   
 Graphs will vary.



49. d    50. a    51. b    52. c  
 53. (a)  $k = 0.75$     (b) 2100    (c) 70    (d) 4.49 yr

(e)  $\frac{dP}{dt} = 0.75P \left(1 - \frac{P}{2100}\right)$

55. (a)  $k = 3$     (b) 100  
 (c)    (d) 50



57.  $y = \frac{36}{1 + 8e^{-t}}$     59.  $y = \frac{120}{1 + 14e^{-0.8t}}$

61. (a)  $P = \frac{200}{1 + 7e^{-0.2640t}}$     (b) 70 panthers    (c) 7.37 yr

(d)  $\frac{dP}{dt} = 0.2640P \left(1 - \frac{P}{200}\right)$ ; 65.6; This is close to the exact answer.

- (e) 100 yr;  $P$  is increasing most rapidly where  $P = 200/2 = 100$ , which corresponds to  $t \approx 7.37$  years.

63. Yes. Rewrite the equation as  $\frac{1}{g(y) - h(y)} dy = f(x) dx$ .

65. Proof

67. (a)  $v = 20(1 - e^{-1.386t})$   
 (b)  $s \approx 20t + 14.43(e^{-1.386t} - 1)$

69. Homogeneous of degree 3    71. Homogeneous of degree 0

73. Not homogeneous    75. Homogeneous of degree 0

77.  $|x| = C(x - y)^2$     79.  $|y^2 + 2xy - x^2| = C$

81.  $y = Ce^{-x^2/(2y^2)}$

83. False.  $y' = \frac{x}{y}$  is separable, but  $y = 0$  is not a solution.

85. True

**Section 6.4 (page 436)**

1. The derivative in the equation is first order.

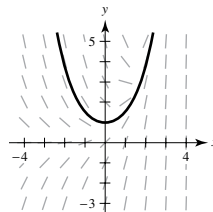
3. Linear; can be written in the form  $\frac{dy}{dx} + P(x)y = Q(x)$

5. Not linear; cannot be written in the form  $\frac{dy}{dx} + P(x)y = Q(x)$

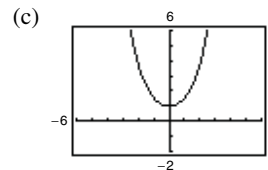
7.  $y = 2x^2 + x + \frac{C}{x}$     9.  $y = 5 + Ce^{-x^2}$

11.  $y = -1 + Ce^{\sin x}$     13.  $y = \frac{1}{6}e^{3x} + Ce^{-3x}$

15. (a) Answers will vary.



(b)  $y = \frac{1}{2}(e^x + e^{-x})$



17.  $y = 3e^x$     19.  $y = \sin x + (x + 1) \cos x$     21.  $xy = 4$

23.  $y = -2 + x \ln|x| + 12x$     25.  $P = -\frac{N}{k} + \left(\frac{N}{k} + P_0\right)e^{kt}$

27. (a) \$4,212,796.94    (b) \$31,424,909.75

29. (a)  $\frac{dN}{dt} = k(75 - N)$     (b)  $N = 75 + Ce^{-kt}$

(c)  $N = 75 - 55.9296e^{-0.0168t}$

31.  $v(t) = -49.1(1 - e^{-0.1996t})$ ; -49.1 m/sec

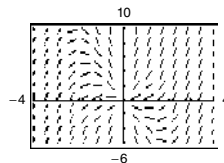
33.  $I = \frac{E_0}{R} + Ce^{-Rt/L}$     35. Proof

37. (a)  $Q = 25e^{-t/20}$     (b)  $-20 \ln\left(\frac{3}{5}\right) \approx 10.2$  min    (c) 0

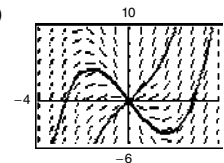
39. a    41. Use separation of variables or an integrating factor.

43. c    44. d    45. a    46. b

47. (a)



- (c)



(b)  $(-2, 4): y = \frac{1}{2}x(x^2 - 8)$

$(2, 8): y = \frac{1}{2}x(x^2 + 4)$

49.  $2e^x + e^{-2y} = C$     51.  $y = Ce^{-\sin x} + 1$

53.  $y = \frac{e^x(x - 1) + C}{x^2}$     55.  $y = \frac{12}{5}x^2 + \frac{C}{x^3}$

57.  $\frac{1}{y^2} = Ce^{2x^3} + \frac{1}{3}$     59.  $y = \frac{1}{Cx - x^2}$

61.  $\frac{1}{y^2} = 2x + Cx^2$     63.  $y^{2/3} = 2e^x + Ce^{2x/3}$

65. False.  $y' + xy = x^2$  is linear.

**Review Exercises for Chapter 6 (page 439)**

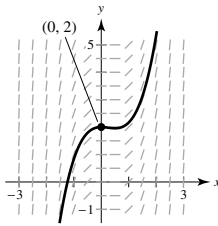
1. Solution    3.  $y = \frac{4}{3}x^3 + 7x + C$     5.  $y = \frac{1}{2} \sin 2x + C$

7.  $y = -e^{2-x} + C$

9.

$x$	-4	-2	0	2	4	8
$y$	2	0	4	4	6	8
$dy/dx$	-10	-4	-4	0	2	8

11. (a) and (b)



$n$	0	1	2	3	4	5
$x_n$	0	0.05	0.1	0.15	0.2	0.25
$y_n$	4	3.8	3.6125	3.4369	3.2726	3.1190

$n$	6	7	8	9	10
$x_n$	0.3	0.35	0.4	0.45	0.5
$y_n$	2.9756	2.8418	2.7172	2.6038	2.4986

15.  $y = 3x^2 - \frac{1}{4}x^4 + C$     17.  $y = 1 - \frac{1}{x + C}$

19.  $y = \frac{Ce^x}{(2+x)^2}$     21.  $y = Ce^{2\sqrt{x+1}}$

23.  $\frac{dy}{dt} = \frac{k}{t^3}, y = -\frac{k}{2t^2} + C$     25.  $y \approx \frac{3}{4}e^{0.379t}$

27.  $y = \frac{9}{20}e^{(1/2)\ln(10/3)t}$     29. About 7.79 in.

31. About 37.5 yr

33. (a)  $S \approx 30e^{-1.7918/t}$     (b) 20,965 units

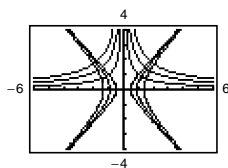
35.  $y^2 = 5x^2 + C$     37.  $y = -\ln\left(C - \frac{e^{4x}}{4}\right)$

39.  $y^4 = 6x^2 - 8$     41.  $y^4 = 2x^4 + 1$     43.  $y^2 = 2x^2 + 7$

45. Hyperbolas:  $5x^2 - 4y^2 = C$

Orthogonal trajectory:  $y = Kx^{-4/5}$

Graphs will vary.



47. (a)  $k = 0.55$     (b) 5250    (c) 150    (d) 6.41 yr

(e)  $\frac{dP}{dt} = 0.55P\left(1 - \frac{P}{5250}\right)$

49.  $y = \frac{80}{1 + 9e^{-t}}$     51. 184 racoons

53.  $y = -10 + Ce^x$     55.  $y = e^{x/4}\left(\frac{1}{4}x + C\right)$

57.  $y = \frac{x + C}{x - 2}$     59.  $y = \frac{1}{10}e^{5x} + \frac{29}{10}e^{-5x}$

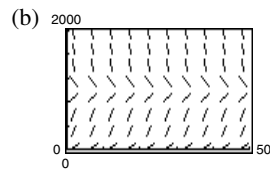
61.  $y = -\frac{5}{3} + \frac{5}{3}e^{3\sin x}$

**P.S. Problem Solving (page 441)**

1. (a)  $y = \frac{1}{(1 - 0.01t)^{100}}, T = 100$

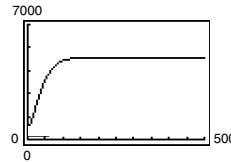
(b)  $y = 1/\left[\left(\frac{1}{y_0}\right)^e - ket\right]^{1/e}$ ; Explanations will vary.

3. (a)  $y = Le^{-Ce^{-kt}}$



(c) As  $t \rightarrow \infty, y \rightarrow L$ , the carrying capacity.

(d)  $y_0 = 500 = 5000e^{-C} \Rightarrow e^C = 10 \Rightarrow C = \ln 10$

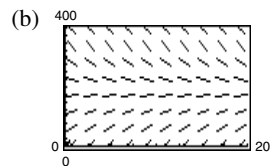


The graph is concave upward on  $(0, 41.7)$  and downward on  $(41.7, \infty)$ .

5. 1481.45 sec  $\approx$  24 min, 41 sec

7. 2575.95 sec  $\approx$  42 min, 56 sec

9. (a)  $s = 184.21 - Ce^{-0.019t}$



(c) As  $t \rightarrow \infty, Ce^{-0.019t} \rightarrow 0$ , and  $s \rightarrow 184.21$ .

11. (a)  $C = C_0e^{-Rt/V}$     (b) 0

13. (a)  $C = \frac{Q}{R}(1 - e^{-Rt/V})$     (b)  $\frac{Q}{R}$

**Chapter 7**

**Section 7.1 (page 450)**

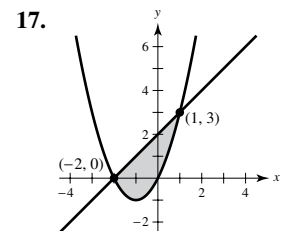
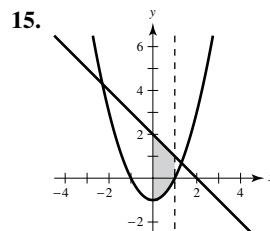
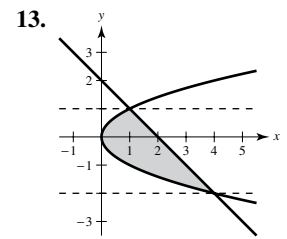
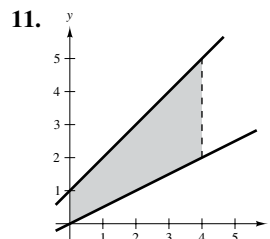
1. In variable  $x$ , the area of the region between two graphs is the area under the graph of the top function minus the area under the graph of the bottom function.

3. The points of intersection are used to determine the vertical lines that bound the region.

5.  $-\int_0^6 (x^2 - 6x) dx$

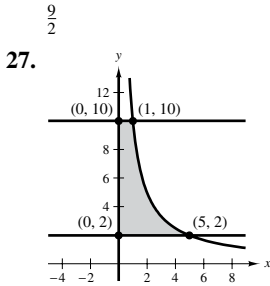
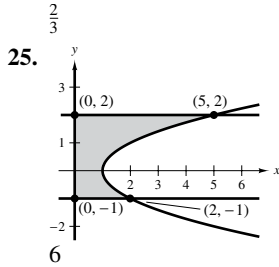
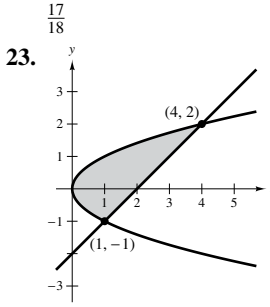
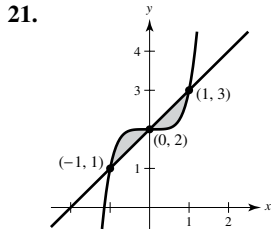
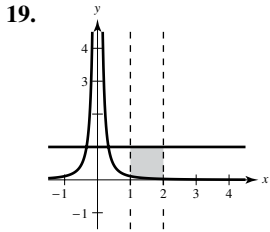
7.  $\int_0^3 (-2x^2 + 6x) dx$

9.  $-6\int_0^1 (x^3 - x) dx$



$\frac{32}{3}$

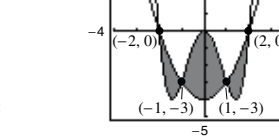
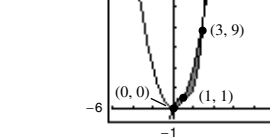
$\frac{9}{2}$



$10 \ln 5 \approx 16.094$

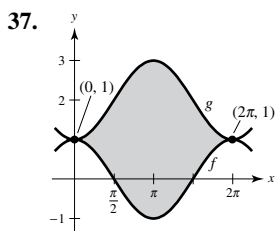
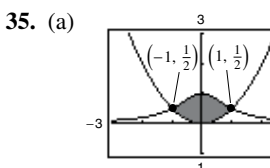
29. (a)  $\frac{125}{6}$  (b)  $\frac{125}{6}$

(c) Integrating with respect to  $y$ ; Answers will vary.



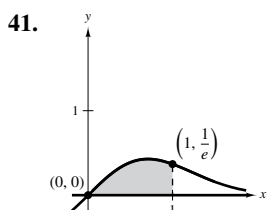
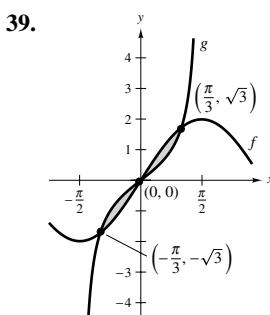
(b)  $\frac{37}{12}$

(b) 8



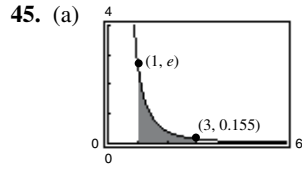
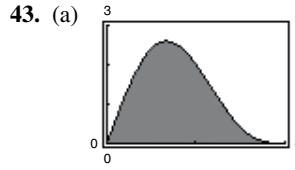
(b)  $\frac{\pi}{2} - \frac{1}{3} \approx 1.237$

$4\pi \approx 12.566$



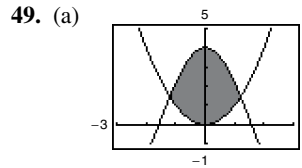
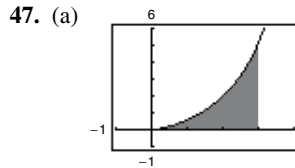
$2(1 - \ln 2) \approx 0.614$

$\frac{1}{2} \left(1 - \frac{1}{e}\right) \approx 0.316$



(b) 4

(b) About 1.323



(b) The function is difficult to integrate.

(b) The intersections are difficult to find.

(c) About 4.7721

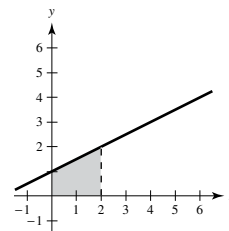
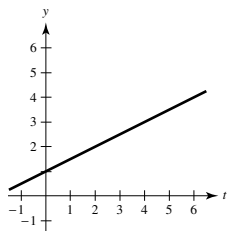
(c) About 6.3043

51. 2

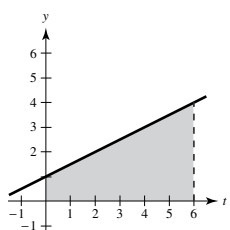
53.  $F(x) = \frac{1}{4}x^2 + x$

(a)  $F(0) = 0$

(b)  $F(2) = 3$



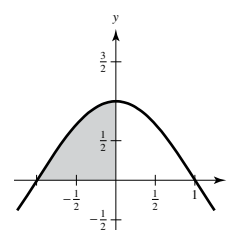
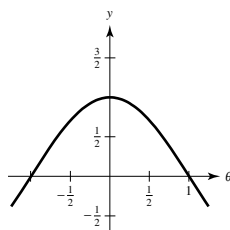
(c)  $F(6) = 15$



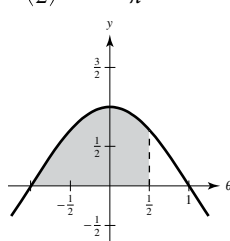
55.  $F(\alpha) = \frac{2}{\pi} \left( \sin \frac{\pi\alpha}{2} + 1 \right)$

(a)  $F(-1) = 0$

(b)  $F(0) = \frac{2}{\pi} \approx 0.6366$



(c)  $F\left(\frac{1}{2}\right) = \frac{\sqrt{2} + 2}{\pi} \approx 1.0868$



57. 3    59. 16    61.  $\int_{-2}^1 [(2x^3 - 1) - (6x - 5)] dx = \frac{27}{2}$

63.  $\int_0^1 \left[ \frac{1}{x^2 + 1} - \left( -\frac{1}{2}x + 1 \right) \right] dx \approx 0.0354$

65. Answers will vary.

Example:  $x^4 - 2x^2 + 1 \leq 1 - x^2$  on  $[-1, 1]$

$\int_{-1}^1 [(1 - x^2) - (x^4 - 2x^2 + 1)] dx = \frac{4}{15}$

67. (a) The integral  $\int_0^5 [v_1(t) - v_2(t)] dt = 10$  means that the first car traveled 10 more meters than the second car between 0 and 5 seconds.

The integral  $\int_0^{10} [v_1(t) - v_2(t)] dt = 30$  means that the first car traveled 30 more meters than the second car between 0 and 10 seconds.

The integral  $\int_{20}^{30} [v_1(t) - v_2(t)] dt = -5$  means that the second car traveled 5 more meters than the first car between 20 and 30 seconds.

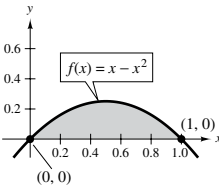
(b) No. You do not know when both cars started or the initial distance between the cars.

(c) The car with velocity  $v_1$  is ahead by 30 meters.

(d) Car 1 is ahead by 8 meters.

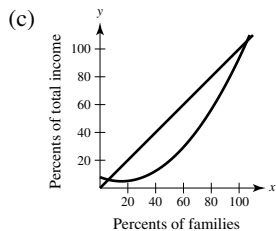
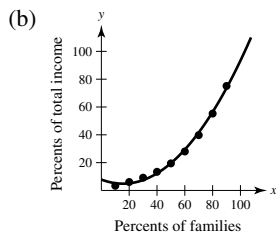
69.  $b = 9\left(1 - \frac{1}{\sqrt[3]{4}}\right) \approx 3.330$     71.  $a = 4 - 2\sqrt{2} \approx 1.172$

73. Answers will vary. Sample answer:  $\frac{1}{6}$



75.  $R_1$ ; \$1.625 million

77. (a)  $y = 0.0124x^2 - 0.385x + 7.85$



For  $6 \leq x \leq 100$ , the values of  $y$  are larger for the model  $y = x$ .

(d) About 2006.7

79. (a) About 6.031 m<sup>2</sup>    (b) About 12.062 m<sup>3</sup>    (c) 60,310 lb

81.  $\frac{\sqrt{3}}{2} + \frac{7\pi}{24} + 1 \approx 2.7823$     83. True

85. False. Let  $f(x) = x$  and  $g(x) = 2x - x^2$ . Then  $f$  and  $g$  intersect at  $(1, 1)$ , the midpoint of  $[0, 2]$ , but

$\int_a^b [f(x) - g(x)] dx = \int_0^2 [x - (2x - x^2)] dx = \frac{2}{3} \neq 0$ .

87. Putnam Problem A1, 1993

Section 7.2 (page 461)

1. Find the integral of the square of the radius of the solid over the defined interval and then multiply by  $\pi$ .

3. When the solid of revolution is formed by two or more distinct solids.

5.  $\pi \int_1^4 (\sqrt{x})^2 dx = \frac{15\pi}{2}$     7.  $\pi \int_0^1 [(x^2)^2 - (x^5)^2] dx = \frac{6\pi}{55}$

9.  $\pi \int_0^1 (\sqrt{y})^2 dy = 8\pi$     11.  $\pi \int_0^1 (y^{3/2})^2 dy = \frac{\pi}{4}$

13. (a)  $\frac{9\pi}{2}$     (b)  $\frac{36\pi\sqrt{3}}{5}$     (c)  $\frac{24\pi\sqrt{3}}{5}$     (d)  $\frac{84\pi\sqrt{3}}{5}$

15. (a)  $\frac{32\pi}{3}$     (b)  $\frac{64\pi}{3}$     17.  $18\pi$     19.  $\pi\left(16 \ln 5 - \frac{16}{5}\right)$

21.  $\frac{124\pi}{3}$     23.  $\frac{832\pi}{15}$     25.  $\frac{\pi}{3} \ln \frac{11}{5}$     27.  $24\pi$

29.  $\pi\left(\frac{1 - e^{-12}}{6}\right)$     31.  $\frac{277\pi}{3}$     33.  $8\pi$     35.  $\frac{25\pi}{2}$

37.  $\frac{\pi^2}{2} \approx 4.935$     39.  $\frac{\pi}{2}(e^2 - 1) \approx 10.036$     41.  $\frac{\pi}{3}$

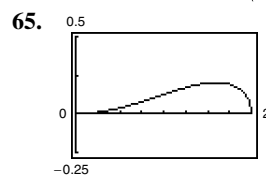
43.  $\frac{\pi}{3}$     45.  $\frac{2\pi}{15}$     47.  $\frac{\pi}{2}$     49. 1.969    51. 15.4115

53. (a) A sine curve on  $\left[0, \frac{\pi}{2}\right]$  revolved about the  $x$ -axis

(b) A polynomial function on  $[2, 4]$  revolved about the  $y$ -axis

55.  $b < c < a$     57.  $\sqrt{5}$     59.  $V = \frac{4}{3}\pi(R^2 - r^2)^{3/2}$

61. Proof    63.  $\pi r^2 h \left(1 - \frac{h}{H} + \frac{h^2}{3H^2}\right)$

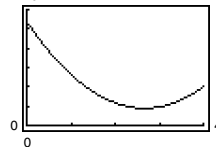


$\frac{\pi}{30}$

67. (a)  $60\pi$     (b)  $50\pi$

69. (a)  $V = \pi\left(4b^2 - \frac{64}{3}b + \frac{512}{15}\right)$

(b)  $b \approx \frac{8}{3} \approx 2.67$



$b \approx 2.67$

71. (a) ii; right circular cylinder of radius  $r$  and height  $h$

(b) iv; ellipsoid whose underlying ellipse has the equation

$\left(\frac{x}{b}\right)^2 + \left(\frac{y}{a}\right)^2 = 1$

(c) iii; sphere of radius  $r$

(d) i; right circular cone of radius  $r$  and height  $h$

(e) v; torus of cross-sectional radius  $r$  and other radius  $R$

73. (a)  $\frac{81}{10}$     (b)  $\frac{9}{2}$     75.  $\frac{16}{3}r^3$

77. (a)  $\frac{2}{3}r^3$     (b)  $\frac{2}{3}r^3 \tan \theta$ ; As  $\theta \rightarrow 90^\circ$ ,  $V \rightarrow \infty$ .



**Section 7.3 (page 470)**

1. Determine the distance from the center of a representative rectangle to the axis of revolution, and find the height of the rectangle. Then use the formula  $V = 2\pi \int_c^d p(y)h(y) dy$  for a horizontal axis of revolution or  $V = 2\pi \int_a^b p(x)h(x) dx$  for a vertical axis of revolution.

3.  $2\pi \int_0^2 x^2 dx = \frac{16\pi}{3}$     5.  $2\pi \int_0^4 x\sqrt{x} dx = \frac{128\pi}{5}$

7.  $2\pi \int_0^4 \frac{1}{4}x^3 dx = 32\pi$     9.  $2\pi \int_0^2 x(4x - 2x^2) dx = \frac{16\pi}{3}$

11.  $2\pi \int_{5/2}^4 x\sqrt{2x-5} dx = \frac{34\pi\sqrt{3}}{5}$

13.  $2\pi \int_0^2 y(2-y) dy = \frac{8\pi}{3}$

15.  $2\pi \left[ \int_0^{1/2} y dy + \int_{1/2}^1 y\left(\frac{1}{y} - 1\right) dy \right] = \frac{\pi}{2}$

17.  $2\pi \int_0^8 y^{4/3} dy = \frac{768\pi}{7}$     19.  $2\pi \int_0^2 y(4-2y) dy = \frac{16\pi}{3}$

21.  $\int_0^1 y(y^2 - 3y + 2) dy = \frac{\pi}{2}$

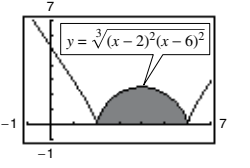
23.  $8\pi$     25.  $\frac{45\pi}{16}$

27. Shell method; It is much easier to put  $x$  in terms of  $y$  rather than vice versa.

29. (a)  $\frac{128\pi}{7}$     (b)  $\frac{64\pi}{5}$     (c)  $\frac{96\pi}{5}$

31. (a)  $\frac{\pi a^3}{15}$     (b)  $\frac{\pi a^3}{15}$     (c)  $\frac{4\pi a^3}{15}$

33. (a)  (b) 1.506

35. (a)  (b) 187.25

37. (a) Height:  $b$ , radius:  $k$     (b) Height:  $k$ , radius:  $b$

39. Both integrals yield the volume of the solid generated by revolving the region bounded by the graphs of  $y = \sqrt{x-1}$ ,  $y = 0$ , and  $x = 5$  about the  $x$ -axis.

41. a, c, b

43. (a) Region bounded by  $y = x^2$ ,  $y = 0$ ,  $x = 0$ ,  $x = 2$   
(b) Revolved about the  $y$ -axis

45. (a) Region bounded by  $x = \sqrt{6-y}$ ,  $y = 0$ ,  $x = 0$   
(b) Revolved about  $y = -2$

47. Diameter =  $2\sqrt{4-2\sqrt{3}} \approx 1.464$     49.  $4\pi^2$

51. (a) Proof    (b) (i)  $V = 2\pi$     (ii)  $V = 6\pi^2$     53. Proof

55. (a)  $R_1(n) = \frac{n}{n+1}$     (b)  $\lim_{n \rightarrow \infty} R_1(n) = 1$

(c)  $V = \pi ab^{n+2} \left( \frac{n}{n+2} \right)$ ;  $R_2(n) = \frac{n}{n+2}$

(d)  $\lim_{n \rightarrow \infty} R_2(n) = 1$

(e) As  $n \rightarrow \infty$ , the graph approaches the line  $x = b$ .

57. About 121,475 ft<sup>3</sup>    59.  $c = 2$

61. (a)  $\frac{64\pi}{3}$     (b)  $\frac{2048\pi}{35}$     (c)  $\frac{8192\pi}{105}$

**Section 7.4 (page 481)**

1. The graph of a function  $f$  is rectifiable between  $(a, f(a))$  and  $(b, f(b))$  if  $f'$  is continuous on  $[a, b]$ .

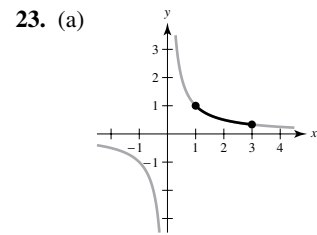
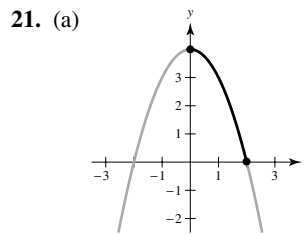
3. Answers will vary by a constant. Sample answer:  $f(x) = 2x^2$

5. (a) and (b)  $\sqrt{13}$     7.  $\frac{5}{3}$     9.  $\frac{2}{3}(2\sqrt{2}-1) \approx 1.219$

11.  $5\sqrt{5} - 2\sqrt{2} \approx 8.352$     13. 309.3195

15.  $\ln \frac{\sqrt{2}+1}{\sqrt{2}-1} \approx 1.763$     17.  $\frac{1}{2}\left(e^2 - \frac{1}{e^2}\right) \approx 3.627$

19.  $\frac{76}{3}$

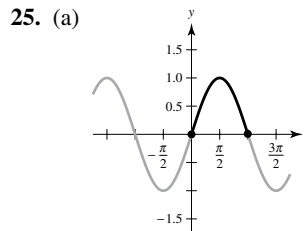


(b)  $\int_0^2 \sqrt{1+4x^2} dx$

(c) About 4.647

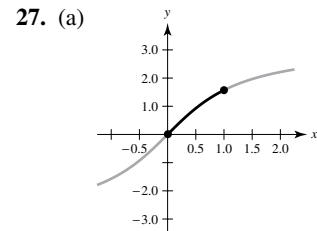
(b)  $\int_1^3 \sqrt{1 + \frac{1}{x^4}} dx$

(c) About 2.147



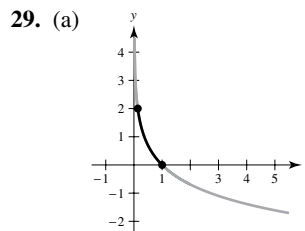
(b)  $\int_0^\pi \sqrt{1+\cos^2 x} dx$

(c) About 3.820



(b)  $\int_0^1 \sqrt{1 + \left(\frac{2}{1+x^2}\right)^2} dx$

(c) About 1.871



(b)  $\int_0^2 \sqrt{1+e^{-2y}} dy$   
 $= \int_{e^{-2}}^1 \sqrt{1 + \frac{1}{x^2}} dx$

(c) About 2.221

31. (a) 64.125    (b) 64.525    (c) 64.672

33.  $\frac{20(e^2-1)}{e} \approx 47.0$  m    35. About 1480

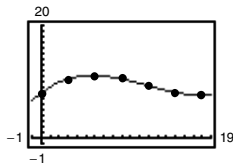
37.  $3 \arcsin \frac{2}{3} \approx 2.1892$

39.  $2\pi \int_0^3 \frac{1}{3}x^3 \sqrt{1+x^4} dx = \frac{\pi}{9}(82\sqrt{82}-1) \approx 258.85$

41.  $2\pi \int_1^2 \left(\frac{x^3}{6} + \frac{1}{2x}\right)\left(\frac{x^2}{2} + \frac{1}{2x^2}\right) dx = \frac{47\pi}{16} \approx 9.23$   
 43.  $2\pi \int_{-1}^1 2 dx = 8\pi \approx 25.13$   
 45.  $2\pi \int_1^8 x \sqrt{1 + \frac{1}{9x^{4/3}}} dx = \frac{\pi}{27}(145\sqrt{145} - 10\sqrt{10}) \approx 199.48$   
 47.  $2\pi \int_0^2 x \sqrt{1 + \frac{x^2}{4}} dx = \frac{\pi}{3}(16\sqrt{2} - 8) \approx 15.318$   
 49. 14.424    51. b    53. They have the same value.

55. (a)  (b)  $y_1, y_2, y_3, y_4$   
 (c)  $s_1 \approx 5.657, s_2 \approx 5.759,$   
 $s_3 \approx 5.916, s_4 \approx 6.063$

57.  $20\pi$     59.  $6\pi(3 - \sqrt{5}) \approx 14.40$   
 61. (a) Answers will vary. Sample answer:  $5207.62 \text{ in.}^3$   
 (b) Answers will vary. Sample answer:  $1168.64 \text{ in.}^2$   
 (c)  $r = 0.0040y^3 - 0.142y^2 + 1.23y + 7.9$



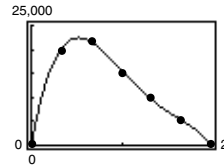
- (d)  $V = 5279.64 \text{ in.}^3, S = 1179.5 \text{ in.}^2$   
 63. (a)  $\pi\left(1 - \frac{1}{b}\right)$     (b)  $2\pi \int_1^b \frac{\sqrt{x^4 + 1}}{x^3} dx$   
 (c)  $\lim_{b \rightarrow \infty} V = \lim_{b \rightarrow \infty} \pi\left(1 - \frac{1}{b}\right) = \pi$   
 (d) Because  $\frac{\sqrt{x^4 + 1}}{x^3} > \frac{\sqrt{x^4}}{x^3} = \frac{1}{x} > 0$  on  $[1, b]$ ,  
 you have  $\int_1^b \frac{\sqrt{x^4 + 1}}{x^3} dx > \int_1^b \frac{1}{x} dx = \left[\ln x\right]_1^b = \ln b$   
 and  $\lim_{b \rightarrow \infty} \ln b \rightarrow \infty$ . So,  $\lim_{b \rightarrow \infty} 2\pi \int_1^b \frac{\sqrt{x^4 + 1}}{x^3} dx = \infty$ .

65. Fleeing object:  $\frac{2}{3}$  unit  
 Pursuer:  $\frac{1}{2} \int_0^1 \frac{x+1}{\sqrt{x}} dx = \frac{4}{3} = 2\left(\frac{2}{3}\right)$   
 67.  $\frac{384\pi}{5}$     69. Proof    71. Proof;  $g(x) = 1$

**Section 7.5 (page 491)**

1. Work is done by a force when it moves an object.
3. The force needed to extend or compress a spring by some distance is proportional to that distance.
5. 48,000 ft-lb    7. 896 N-m    9.  $40.833 \text{ in.-lb} \approx 3.403 \text{ ft-lb}$
11.  $160 \text{ in.-lb} \approx 13.3 \text{ ft-lb}$     13.  $37.125 \text{ ft-lb}$
15. (a)  $487.8 \text{ mile-tons} \approx 5.679 \times 10^9 \text{ ft-lb}$   
 (b)  $1395.3 \text{ mile-tons} \approx 1.624 \times 10^{10} \text{ ft-lb}$
17. (a)  $29,333.3 \text{ mile-tons} \approx 3.415 \times 10^{11} \text{ ft-lb}$   
 (b)  $33,846.2 \text{ mile-tons} \approx 3.941 \times 10^{11} \text{ ft-lb}$
19. (a)  $2496 \text{ ft-lb}$     (b)  $9984 \text{ ft-lb}$     21.  $470,400\pi \text{ N-m}$

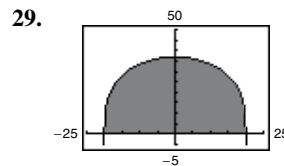
23.  $2995.2\pi \text{ ft-lb}$     25.  $20,217.6\pi \text{ ft-lb}$     27.  $2457\pi \text{ ft-lb}$   
 29.  $600 \text{ ft-lb}$     31.  $450 \text{ ft-lb}$     33.  $168.75 \text{ ft-lb}$   
 35. No. Something can require a lot of physical effort but take no work. There is no work because there is no change in distance.  
 37.  $Gm_1m_2\left(\frac{1}{a} - \frac{1}{b}\right)$     39.  $\frac{3k}{4}$   
 41. (a)  $54 \text{ ft-lb}$     (b)  $160 \text{ ft-lb}$     (c)  $9 \text{ ft-lb}$     (d)  $18 \text{ ft-lb}$   
 43.  $2000 \ln \frac{3}{2} \approx 810.93 \text{ ft-lb}$     45.  $3249.4 \text{ ft-lb}$   
 47.  $10,330.3 \text{ ft-lb}$   
 49. (a)  $16,000\pi \text{ ft-lb}$   
 (b)  $F(x) = -16,261.36x^4 + 82,295.45x^3 - 157,738.64x^2 + 104,386.36x - 32.4675$



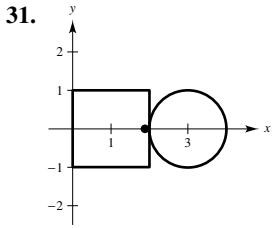
- (c)  $0.524 \text{ ft}$     (d)  $25,180.5 \text{ ft-lb}$

**Section 7.6 (page 502)**

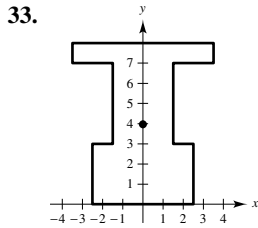
1. Weight is a force that is dependent on gravity. Mass is a measure of a body's resistance to changes in motion and is independent of the gravitational system in which the body is located. The weight (or force) of an object is its mass times the acceleration due to gravity.
3. A planar lamina is a flat plate of material of constant density. The center of mass of a lamina is its balancing point.
5.  $\bar{x} = -\frac{4}{3}$     7.  $\bar{x} = 4$     9.  $x = 6 \text{ ft}$
11.  $(\bar{x}, \bar{y}) = \left(\frac{10}{9}, -\frac{1}{9}\right)$     13.  $(\bar{x}, \bar{y}) = \left(2, \frac{48}{25}\right)$
15.  $M_x = \frac{\rho}{3}, M_y = \frac{4\rho}{3}, (\bar{x}, \bar{y}) = \left(\frac{4}{3}, \frac{1}{3}\right)$
17.  $M_x = 4\rho, M_y = \frac{64\rho}{5}, (\bar{x}, \bar{y}) = \left(\frac{12}{5}, \frac{3}{4}\right)$
19.  $M_x = \frac{\rho}{35}, M_y = \frac{\rho}{20}, (\bar{x}, \bar{y}) = \left(\frac{3}{5}, \frac{12}{35}\right)$
21.  $M_x = \frac{99\rho}{5}, M_y = \frac{27\rho}{4}, (\bar{x}, \bar{y}) = \left(\frac{3}{2}, \frac{22}{5}\right)$
23.  $M_x = \frac{192\rho}{7}, M_y = 96\rho, (\bar{x}, \bar{y}) = \left(5, \frac{10}{7}\right)$
25.  $M_x = 0, M_y = \frac{256\rho}{15}, (\bar{x}, \bar{y}) = \left(\frac{8}{5}, 0\right)$
27.  $M_x = \frac{27\rho}{4}, M_y = -\frac{27\rho}{10}, (\bar{x}, \bar{y}) = \left(-\frac{3}{5}, \frac{3}{2}\right)$



$(\bar{x}, \bar{y}) = (0, 16.2)$



$$(\bar{x}, \bar{y}) = \left( \frac{4 + 3\pi}{4 + \pi}, 0 \right)$$



$$(\bar{x}, \bar{y}) = \left( 0, \frac{135}{34} \right)$$

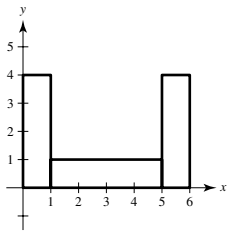
35.  $(\bar{x}, \bar{y}) = \left( \frac{2 + 3\pi}{2 + \pi}, 0 \right)$

37.  $160\pi^2 \approx 1579.14$

39.  $\frac{128\pi}{3} \approx 134.04$

41. The center of mass is translated  $k$  units as well.

43. Answers will vary. Sample answer: Use three rectangles with width 1 and length 4 and place them as follows.



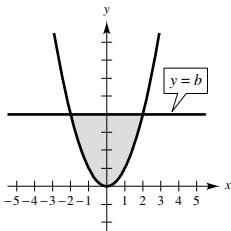
$$(\bar{x}, \bar{y}) = (3, 1.5)$$

45.  $(\bar{x}, \bar{y}) = \left( \frac{b}{3}, \frac{c}{3} \right)$

47.  $(\bar{x}, \bar{y}) = \left( \frac{(a + 2b)c}{3(a + b)}, \frac{a^2 + ab + b^2}{3(a + b)} \right)$

49.  $(\bar{x}, \bar{y}) = \left( 0, \frac{4b}{3\pi} \right)$

51. (a)



(b)  $M_y = \int_{-\sqrt{b}}^{\sqrt{b}} x(b - x^2) dx = 0$  because  $x(b - x^2)$  is an odd function;  $\bar{x} = 0$  by symmetry.

(c)  $\bar{y} > \frac{b}{2}$  because the area is greater for  $y > \frac{b}{2}$ .

(d)  $\bar{y} = \frac{3}{5}b$

53. (a)  $y = (-1.02 \times 10^{-5})x^4 - 0.0019x^2 + 29.28$

(b)  $(\bar{x}, \bar{y}) = (0, 12.85)$

55.  $9\pi\sqrt{2}$

57.  $(\bar{x}, \bar{y}) = \left( \frac{n+1}{n+2}, \frac{n+1}{4n+2} \right)$ ; As  $n \rightarrow \infty$ , the region shrinks toward the line segments  $y = 0$  for  $0 \leq x \leq 1$  and  $x = 1$  for  $0 \leq y \leq 1$ ;  $(\bar{x}, \bar{y}) \rightarrow \left( 1, \frac{1}{4} \right)$ .

59. Putnam Problem A1, 1982

**Section 7.7 (page 509)**

1. Fluid pressure is the force per unit area over the surface of a body submerged in a fluid.

3. 1497.6 lb    5. 4992 lb    7. 2223 lb    9. 1123.2 lb

11. 748.8 lb    13. 1064.96 lb    15. 117,600 N

17. 2,381,400 N    19. 2814 lb    21. 6753.6 lb

23. 94.5 lb

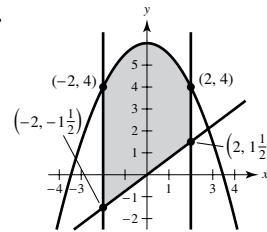
25. Because you are measuring total force against a region between two depths

27.  $\frac{3\sqrt{2}}{2} \approx 2.12$  ft; The pressure increases with increasing depth.

29–31. Proofs    33. 960 lb    35. 2936 lb

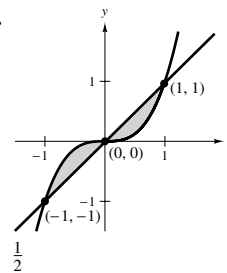
**Review Exercises for Chapter 7 (page 511)**

1.

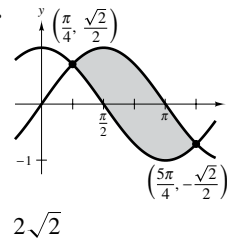


$$\frac{64}{3}$$

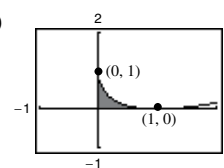
5.



9.

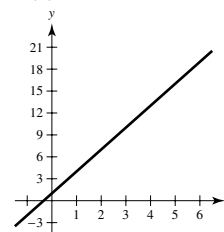


13. (a)

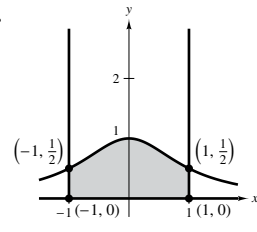


15.  $F(x) = \frac{3}{2}x^2 + x$

(a)  $F(0) = 0$

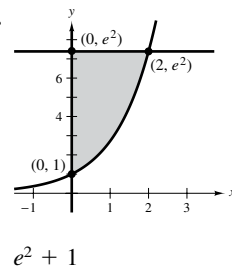


3.



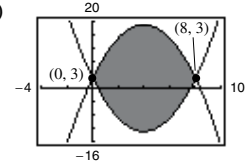
$$\frac{\pi}{2}$$

7.



$$e^2 + 1$$

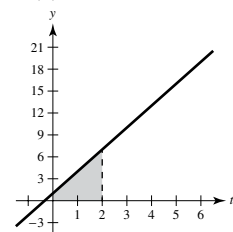
11. (a)



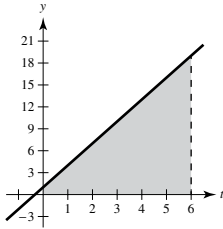
(b) 170.6667

(b) 0.1667

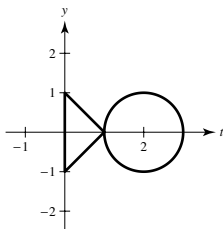
(b)  $F(2) = 8$



(c)  $F(6) = 60$



17.  $R_1$ ; \$1.125 million    19.  $\frac{\pi^2}{2}$     21.  $\frac{\pi^2}{4}$   
 23. (a)  $9\pi$  (b)  $18\pi$  (c)  $9\pi$  (d)  $36\pi$   
 25.  $3 \text{ ft}^3$     27.  $\frac{8}{15}(1 + 6\sqrt{3}) \approx 6.076$   
 29.  $2\pi \int_3^6 \frac{x^3}{18} \sqrt{1 + \frac{x^4}{36}} dx \approx 459.098$   
 31.  $2\pi \int_0^2 x\sqrt{1+x^2} dx \approx 21.322$     33. 5.208 ft-lb  
 35. 952.4 mile-tons  $\approx 1.109 \times 10^{10}$  ft-lb    37. 200 ft-lb  
 39. 693.15 ft-lb  
 41. 3.6    43.  $M_x = \frac{544\rho}{15}, M_y = \frac{32\rho}{3}, (\bar{x}, \bar{y}) = (1, \frac{17}{5})$   
 45. Answers will vary. Sample answer:



$(\bar{x}, \bar{y}) = (1.596, 0)$

47. 374.4 lb    49. 3072 lb    51. 723,822.95 lb

**P.S. Problem Solving (page 513)**

1. 3    3.  $y = 0.2063x$     5.  $(\bar{x}, \bar{y}) = (\frac{2(9\pi + 49)}{3(\pi + 9)}, 0)$   
 7.  $V = 2\pi(d + \frac{1}{2}\sqrt{w^2 + l^2})lw$   
 9.  $f(x) = 2e^{x/2} - 2$     11. 89.3%  
 13. (a)  $(\bar{x}, \bar{y}) = (\frac{63}{43}, 0)$   
 (b)  $(\bar{x}, \bar{y}) = (\frac{3b(b+1)}{2(b^2+b+1)}, 0)$   
 (c)  $(\frac{3}{2}, 0)$

15. Consumer surplus: 1600, Producer surplus: 400  
 17. Wall at shallow end: 9984 lb  
 Wall at deep end: 39,936 lb  
 Side wall:  $19,968 + 26,624 = 46,592$  lb

**Chapter 8**

**Section 8.1 (page 520)**

1. Use long division to rewrite the function as the sum of a polynomial and a proper rational function.  
 3. b

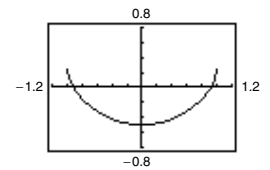
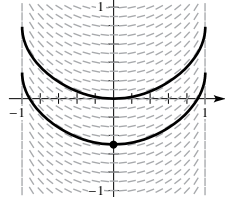
5.  $\int u^n du$     7.  $\int \frac{du}{u}$     9.  $\int \frac{du}{\sqrt{a^2 - u^2}}$   
 $u = 5x - 3, n = 4$      $u = 1 - 2\sqrt{x}$      $u = t, a = 1$   
 11.  $\int \sin u du$     13.  $\int e^u du$     15.  $2(x - 5)^7 + C$   
 $u = t^2$      $u = \sin x$   
 17.  $-\frac{7}{6(z-10)^6} + C$     19.  $\frac{z^3}{3} - \frac{1}{5(z-1)^5} + C$   
 21.  $-\frac{1}{3} \ln|-t^3 + 9t + 1| + C$     23.  $\frac{1}{2}x^2 + x + \ln|x - 1| + C$   
 25.  $x + \ln|x + 1| + C$     27.  $\frac{x}{15}(48x^4 + 200x^2 + 375) + C$

29.  $\frac{\sin 2\pi x^2}{4\pi} + C$     31.  $-2\sqrt{\cos x} + C$   
 33.  $2 \ln(1 + e^x) + C$     35.  $(\ln x)^2 + C$   
 37.  $-\ln|\csc \alpha + \cot \alpha| + \ln|\sin \alpha| + C$

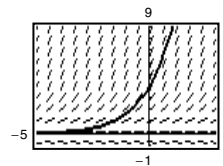
39.  $-\frac{1}{4} \arcsin(4t + 1) + C$     41.  $\frac{1}{2} \ln \left| \cos \frac{2}{t} \right| + C$

43.  $\frac{6}{5} \operatorname{arcsec} \frac{|3z|}{5} + C$     45.  $\frac{1}{4} \arctan \frac{2x + 1}{8} + C$

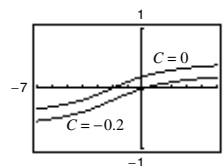
47. (a) (b)  $\frac{1}{2} \arcsin t^2 - \frac{1}{2}$



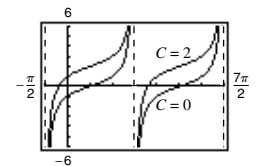
49.  $y = 4e^{0.8x}$



51.  $y = \frac{1}{2}e^{2x} + 10e^x + 25x + C$     53.  $r = 10 \arcsin e^t + C$   
 55.  $y = \frac{1}{2} \arctan \frac{\tan x}{2} + C$     57.  $\frac{1}{15}$     59.  $\frac{1}{2}$   
 61.  $\frac{1}{2}(1 - e^{-1}) \approx 0.316$     63.  $\frac{3}{2}[(\ln 4)^2 - (\ln 3)^2] \approx 1.072$   
 65. 8    67.  $\ln 9 + \frac{8}{3} \approx 4.864$     69.  $\frac{\pi}{18}$   
 71.  $\frac{240}{\ln 3} \approx 218.457$     73.  $\frac{18\sqrt{6}}{5} \approx 8.82$     75.  $\frac{4}{3} \approx 1.333$   
 77.  $\frac{1}{3} \arctan[\frac{1}{3}(x + 2)] + C$     79.  $\tan \theta - \sec \theta + C$   
 Graphs will vary.    Graphs will vary.  
 Example:    Example:



One graph is a vertical translation of the other.



One graph is a vertical translation of the other.

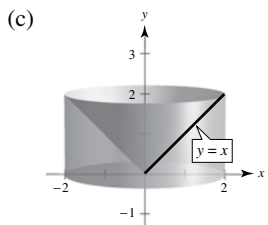
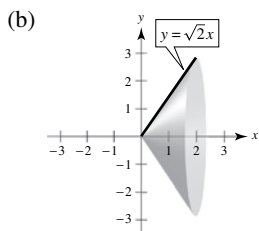
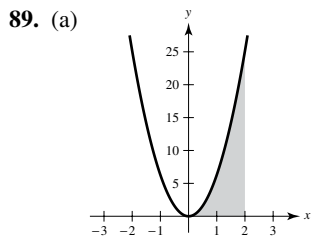
81. No. When  $u = x^2$ , it does not follow that  $x = \sqrt{u}$  because  $x$  is negative on  $[-1, 0)$ .

83.  $a = \sqrt{2}, b = \frac{\pi}{4}; -\frac{1}{\sqrt{2}} \ln \left| \csc \left( x + \frac{\pi}{4} \right) + \cot \left( x + \frac{\pi}{4} \right) \right| + C$

85. (a) They are equivalent because  $e^{x+C_1} = e^x \cdot e^{C_1} = Ce^x, C = e^{C_1}$ .

(b) They differ by a constant.  $\sec^2 x + C_1 = (\tan^2 x + 1) + C_1 = \tan^2 x + C$

87. a



91. (a)  $\pi(1 - e^{-1}) \approx 1.986$

(b)  $b = \sqrt{\ln \frac{3\pi}{3\pi - 4}} \approx 0.743$

93.  $\ln(\sqrt{2} + 1) \approx 0.8814$

95.  $\frac{8\pi}{3}(10\sqrt{10} - 1) \approx 256.545$      97.  $\frac{1}{3} \arctan 3 \approx 0.416$

99. About 1.0320

101. (a)  $\frac{1}{3} \sin x(\cos^2 x + 2)$

(b)  $\frac{1}{15} \sin x(3 \cos^4 x + 4 \cos^2 x + 8)$

(c)  $\frac{1}{35} \sin x(5 \cos^6 x + 6 \cos^4 x + 8 \cos^2 x + 16)$

(d)  $\int \cos^{15} x \, dx = \int (1 - \sin^2 x)^7 \cos x \, dx$

You would expand  $(1 - \sin^2 x)^7$ .

103. Proof

### Section 8.2 (page 529)

1. The formula for the derivative of a product

3. Let  $dv = dx$ .     5.  $u = x, dv = e^{9x} dx$

7.  $u = (\ln x)^2, dv = dx$      9.  $u = x, dv = \sec^2 x dx$

11.  $\frac{1}{16}x^4(4 \ln x - 1) + C$

13.  $-\frac{1}{4}(2x + 1) \cos 4x + \frac{1}{8} \sin 4x + C$

15.  $\frac{e^{4x}}{16}(4x - 1) + C$      17.  $e^x(x^3 - 3x^2 + 6x - 6) + C$

19.  $\frac{1}{4}[2(t^2 - 1) \ln|t + 1| - t^2 + 2t] + C$      21.  $\frac{1}{3}(\ln x)^3 + C$

23.  $\frac{e^{2x}}{4(2x + 1)} + C$      25.  $\frac{2}{15}(x - 5)^{3/2}(3x + 10) + C$

27.  $-x \cot x + \ln|\sin x| + C$

29.  $(6x - x^3)\cos x + (3x^2 - 6)\sin x + C$

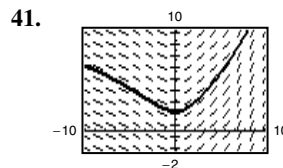
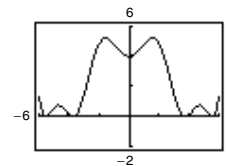
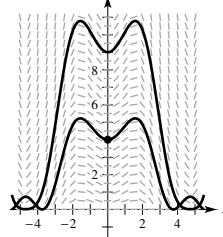
31.  $x \arctan x - \frac{1}{2} \ln(1 + x^2) + C$

33.  $-\frac{3}{34}e^{-3x} \sin 5x - \frac{5}{34}e^{-3x} \cos 5x + C$

35.  $x \ln x - x + C$

37.  $y = \frac{2}{5}t^2\sqrt{3 + 5t} - \frac{8t}{75}(3 + 5t)^{3/2} + \frac{16}{1875}(3 + 5t)^{5/2} + C$   
 $= \frac{2}{625}\sqrt{3 + 5t}(25t^2 - 20t + 24) + C$

39. (a) (b)  $2\sqrt{y} - \cos x - x \sin x = 3$



43.  $2e^{3/2} + 4 \approx 12.963$      45.  $\frac{\pi}{8} - \frac{1}{4} \approx 0.143$

47.  $\frac{\pi - 3\sqrt{3} + 6}{6} \approx 0.658$

49.  $\frac{1}{2}[e(\sin 1 - \cos 1) + 1] \approx 0.909$

51.  $8 \operatorname{arcsec} 4 + \frac{\sqrt{3}}{2} - \frac{\sqrt{15}}{2} - \frac{2\pi}{3} \approx 7.380$

53.  $\frac{e^{2x}}{4}(2x^2 - 2x + 1) + C$

55.  $-\cos x(x + 2)^2 + 2 \sin x(x + 2) + 2 \cos x + C$

57.  $\frac{1}{20}(4x + 9)^{3/2}(2x + 17) + C$

59. Answers will vary. Sample answer:  $\int x^3 \sin x \, dx$

It takes three applications until the algebraic factor becomes a constant.

61. (a) No, substitution     (b) Yes,  $u = \ln x, dv = x \, dx$

(c) Yes,  $u = x^2, dv = e^{-3x} \, dx$      (d) No, substitution

(e) Yes,  $u = x$  and  $dv = \frac{1}{\sqrt{x+1}} \, dx$      (f) No, substitution

63.  $2(\sin \sqrt{x} - \sqrt{x} \cos \sqrt{x}) + C$

65.  $\frac{1}{2}(x^4 e^{x^2} - 2x^2 e^{x^2} + 2e^{x^2}) + C$

67. (a) and (b)  $\frac{1}{3}\sqrt{4 + x^2}(x^2 - 8) + C$

69.  $n = 0: x(\ln x - 1) + C$

$n = 1: \frac{1}{4}x^2(2 \ln x - 1) + C$

$n = 2: \frac{1}{9}x^3(3 \ln x - 1) + C$

$n = 3: \frac{1}{16}x^4(4 \ln x - 1) + C$

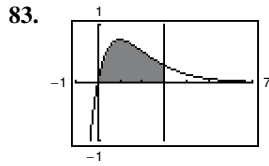
$n = 4: \frac{1}{25}x^5(5 \ln x - 1) + C$

$\int x^n \ln x \, dx = \frac{x^{n+1}}{(n+1)^2}[(n+1) \ln x - 1] + C$

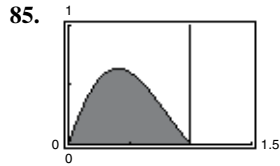
71–75. Proofs     77.  $-x^2 \cos x + 2x \sin x + 2 \cos x + C$

79.  $\frac{1}{36}x^6(6 \ln x - 1) + C$

81.  $\frac{e^{-3x}(-3 \sin 4x - 4 \cos 4x)}{25} + C$



$$2 - \frac{8}{e^3} \approx 1.602$$



$$\frac{\pi}{1 + \pi^2} \left( \frac{1}{e} + 1 \right) \approx 0.395$$

87. (a) 1 (b)  $\pi(e - 2) \approx 2.257$  (c)  $\frac{1}{2}\pi(e^2 + 1) \approx 13.177$

(d)  $\left( \frac{e^2 + 1}{4}, \frac{e - 2}{2} \right) \approx (2.097, 0.359)$

89. In Example 6, we showed that the centroid of an equivalent region was  $\left( 1, \frac{\pi}{8} \right)$ . By symmetry, the centroid of this region

is  $\left( \frac{\pi}{8}, 1 \right)$ .

91.  $\frac{7}{10\pi}(1 - e^{-4\pi}) \approx 0.223$  93. \$931,265

95. Proof 97.  $b_n = \frac{8h}{(n\pi)^2} \sin \frac{n\pi}{2}$

99. For any integrable function,  $\int f(x) dx = C + \int f(x) dx$ , but this cannot be used to imply that  $C = 0$ .

**Section 8.3 (page 538)**

1.  $\int \sin^8 x dx$ ; The other integral can be found using  $u$ -substitution.

3.  $-\frac{1}{6} \cos^6 x + C$  5.  $\frac{1}{5} \sin^5 x - \frac{1}{7} \sin^7 x + C$

7.  $-\frac{1}{3} \cos^3 x + \frac{1}{5} \cos^5 x + C$

9.  $-\frac{1}{3}(\cos 2\theta)^{3/2} + \frac{1}{7}(\cos 2\theta)^{7/2} + C$

11.  $\frac{1}{12}(6x + \sin 6x) + C$  13.  $2x^2 + 2x \sin 2x + \cos 2x + C$

15.  $\frac{2}{3}$  17.  $\frac{\pi}{4}$  19.  $\frac{63\pi}{512}$  21.  $\frac{1}{4} \ln|\sec 4x + \tan 4x| + C$

23.  $\frac{\sec \pi x \tan \pi x + \ln|\sec \pi x + \tan \pi x|}{2\pi} + C$

25.  $\frac{1}{2} \tan^4 \frac{x}{2} - \tan^2 \frac{x}{2} - 2 \ln \left| \cos \frac{x}{2} \right| + C$

27.  $\frac{1}{2} \left[ \frac{\sec^5 2t}{5} - \frac{\sec^3 2t}{3} \right] + C$  29.  $\frac{1}{24} \sec^6 4x + C$

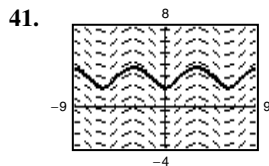
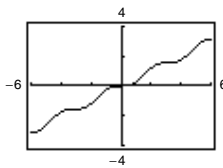
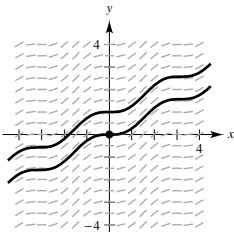
31.  $\frac{1}{7} \sec^7 x - \frac{1}{5} \sec^5 x + C$

33.  $\ln|\sec x + \tan x| - \sin x + C$

35.  $\frac{12\pi\theta - 8 \sin 2\pi\theta + \sin 4\pi\theta}{32\pi} + C$

37.  $y = \frac{1}{9} \sec^3 3x - \frac{1}{3} \sec 3x + C$

39. (a) (b)  $y = \frac{1}{2}x - \frac{1}{4} \sin 2x$



43.  $\frac{1}{16}(2 \sin 4x + \sin 8x) + C$

45.  $\frac{1}{14} \cos 7t - \frac{1}{22} \cos 11t + C$

47.  $\frac{1}{8}(2 \sin 2\theta - \sin 4\theta) + C$

49.  $\frac{1}{4}(\ln|\csc^2 2x| - \cot^2 2x) + C$

51.  $-\frac{1}{3} \cot 3x - \frac{1}{9} \cot^3 3x + C$

53.  $\ln|\csc t - \cot t| + \cos t + C$

55.  $\ln|\csc x - \cot x| + \cos x + C$  57.  $t - 2 \tan t + C$

59.  $\pi$  61.  $3(1 - \ln 2)$  63.  $\ln 2$  65. 4

67. (a)  $\frac{1}{18} \tan^6 3x + \frac{1}{12} \tan^4 3x + C_1, \frac{1}{18} \sec^6 3x - \frac{1}{12} \sec^4 3x + C_2$   
 (b) (c) Proof

69. (a)  $\frac{1}{2} \sin^2 x + C$  (b)  $-\frac{1}{2} \cos^2 x + C$

(c)  $\frac{1}{2} \sin^2 x + C$  (d)  $-\frac{1}{4} \cos 2x + C$

The answers are all the same, but they are written in different forms. Using trigonometric identities, you can rewrite each answer in the same form.

71.  $\frac{1}{3}$  73. 1 75.  $2\pi \left( 1 - \frac{\pi}{4} \right) \approx 1.348$

77. (a)  $\frac{\pi^2}{2}$  (b)  $(\bar{x}, \bar{y}) = \left( \frac{\pi}{2}, \frac{\pi}{8} \right)$  79–81. Proofs

83.  $-\frac{1}{15} \cos x(3 \sin^4 x + 4 \sin^2 x + 8) + C$

85.  $-\frac{1}{48}(8 \cos^3 x \sin^3 x + 6 \cos^3 x \sin x - 3 \cos x \sin x - 3x) + C$

87. (a) and (b) Proofs

89. (a) Proof (b)  $a_1 = 2, a_2 = -1, a_3 = \frac{2}{3}$

**Section 8.4 (page 547)**

1. (a)  $x = 3 \tan \theta$  (b)  $x = 2 \sin \theta$

(c)  $x = 5 \sin \theta$  (d)  $x = 5 \sec \theta$

3.  $\frac{x}{16\sqrt{16 - x^2}} + C$

5.  $4 \ln \left| \frac{4 - \sqrt{16 - x^2}}{x} \right| + \sqrt{16 - x^2} + C$

7.  $\ln|x + \sqrt{x^2 - 25}| + C$

9.  $\frac{1}{15}(x^2 - 25)^{3/2}(3x^2 + 50) + C$

11.  $\frac{(4 + x^2)^{3/2}}{6} + C$  13.  $\frac{1}{4} \left( \arctan \frac{x}{2} + \frac{2x}{4 + x^2} \right) + C$

15.  $\frac{1}{2}x\sqrt{49 - 16x^2} + \frac{49}{8} \arcsin \frac{4x}{7} + C$

17.  $\frac{1}{2\sqrt{5}} \left( \sqrt{5}x\sqrt{36 - 5x^2} + 36 \arcsin \frac{\sqrt{5}x}{6} \right) + C$

19.  $4 \arcsin \frac{x}{2} + x\sqrt{4 - x^2} + C$  21.  $-\frac{(1 - x^2)^{3/2}}{3x^3} + C$

23.  $-\frac{1}{3} \ln \left| \frac{\sqrt{4x^2 + 9} + 3}{2x} \right| + C$  25.  $-\frac{x}{\sqrt{x^2 + 3}} + C$

27.  $\frac{1}{2}(\arcsin e^x + e^x \sqrt{1 - e^{2x}}) + C$

29.  $\frac{1}{4} \left( \frac{x}{x^2 + 2} + \frac{1}{\sqrt{2}} \arctan \frac{x}{\sqrt{2}} \right) + C$

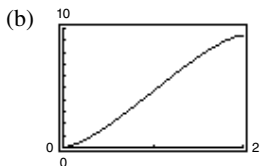
31.  $x \operatorname{arccsc} 2x - \frac{1}{2} \ln|2x + \sqrt{4x^2 - 1}| + C$

33.  $2 \arcsin \frac{x - 2}{2} - \sqrt{4x - x^2} + C$

35.  $\sqrt{x^2 + 6x + 12} - 3 \ln|\sqrt{x^2 + 6x + 12} + (x + 3)| + C$

37. (a) and (b)  $\sqrt{3} - \frac{\pi}{3} \approx 0.685$   
 39. (a) and (b)  $9(2 - \sqrt{2}) \approx 5.272$   
 41. (a) and (b)  $-\frac{9}{2} \ln\left(\frac{2\sqrt{7}}{3} - \frac{4\sqrt{3}}{3} - \frac{\sqrt{21}}{3} + \frac{8}{3}\right) + 9\sqrt{3} - 2\sqrt{7} \approx 12.644$   
 43. Substitution:  $u = x^2 + 1, du = 2x dx$   
 45. (a)  $-\sqrt{1-x^2} + C$ ; The answers are equivalent.  
 (b)  $x - 3 \arctan \frac{x}{3} + C$ ; The answers are equivalent.  
 47. True    49. False.  $\int_0^{\sqrt{3}} \frac{dx}{(1+x^2)^{3/2}} = \int_0^{\pi/3} \cos \theta d\theta$   
 51.  $\pi ab$   
 53.  $\ln \frac{5(\sqrt{2}+1)}{\sqrt{26}+1} + \sqrt{26} - \sqrt{2} \approx 4.367$     55.  $6\pi^2$   
 57. (0, 0.422)

59. (a)  $V = \frac{3\pi}{2} + 3 \arcsin(d-1) + 3(d-1)\sqrt{2d-d^2}$

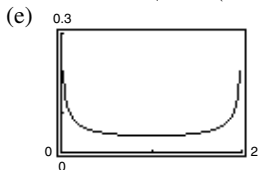


(c) The full tank holds  $3\pi \approx 9.4248$  cubic meters. The horizontal lines

$$y = \frac{3\pi}{4}, y = \frac{3\pi}{2}, y = \frac{9\pi}{4}$$

intersect the curve at  $d = 0.596, 1.0, 1.404$ . The dipstick would have these markings on it.

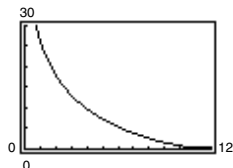
(d)  $d'(t) = \frac{1}{24\sqrt{1-(d-1)^2}}$



The minimum occurs at  $d = 1$ , which is the widest part of the tank.

61. (a) Proof

(b)  $y = -12 \ln \frac{12 - \sqrt{144 - x^2}}{x} - \sqrt{144 - x^2}$



(c) Vertical asymptote:  $x = 0$     (d) About 5.2 m

63. (a)  $187.2\pi$  lb    (b)  $62.4\pi d$  lb    65. Proof

67.  $12 + \frac{9\pi}{2} - 25 \arcsin \frac{3}{5} \approx 10.050$

69. Putnum Problem A5, 2005

### Section 8.5 (page 557)

1. (a)  $\frac{A}{x} + \frac{B}{x-8}$     (b)  $\frac{A}{x-3} + \frac{B}{(x-3)^2} + \frac{C}{(x-3)^3}$   
 (c)  $\frac{A}{x} + \frac{Bx+C}{x^2+10}$     (d)  $\frac{A}{x} + \frac{Bx+C}{x^2+1} + \frac{Dx+E}{(x^2+1)^2}$   
 3.  $\frac{1}{6} \ln \left| \frac{x-3}{x+3} \right| + C$     5.  $\ln \left| \frac{x-1}{x+4} \right| + C$   
 7.  $5 \ln|x-2| - \ln|x+2| - 3 \ln|x| + C$   
 9.  $x^2 + \frac{3}{2} \ln|x-4| - \frac{1}{2} \ln|x+2| + C$   
 11.  $\frac{1}{x} + \ln|x^4 + x^3| + C$   
 13.  $\frac{9}{x+1} + 2 \ln|x| - \ln|x+1| + C$   
 15.  $9 \ln|x| - \frac{32}{7} \ln(7x^2 + 1) + C$   
 17.  $\frac{1}{6} \left( \ln \left| \frac{x-2}{x+2} \right| + \sqrt{2} \arctan \frac{x}{\sqrt{2}} \right) + C$   
 19.  $\ln|x+1| + \sqrt{2} \arctan \frac{x-1}{\sqrt{2}} + C$     21.  $\ln 3$   
 23.  $\frac{1}{2} \ln \frac{8}{5} - \frac{\pi}{4} + \arctan 2 \approx 0.557$     25.  $\ln|1 + \sec x| + C$   
 27.  $\ln \left| \frac{\tan x + 2}{\tan x + 3} \right| + C$     29.  $\frac{1}{5} \ln \left| \frac{e^x - 1}{e^x + 4} \right| + C$   
 31.  $2\sqrt{x} + 2 \ln \left| \frac{\sqrt{x}-2}{\sqrt{x}+2} \right| + C$     33–35. Proofs  
 37. Substitution:  $u = x^2 + 2x - 8$   
 39. Trigonometric substitution (tan) or inverse tangent rule  
 41.  $12 \ln \frac{9}{7}$     43.  $\frac{5}{2} \ln 5$     45. 4.90, or \$490,000  
 47. (a)  $V = 2\pi(\arctan 3 - \frac{3}{10}) \approx 5.963$   
 (b)  $(\bar{x}, \bar{y}) \approx (1.521, 0.412)$   
 49.  $x = \frac{n[e^{(n+1)kt} - 1]}{n + e^{(n+1)kt}}$     51.  $\frac{\pi}{8}$   
 53. Putnam Problem B4, 1992

### Section 8.6 (page 564)

1. No. The integral can be easily evaluated using basic integration rules.

	Trapezoidal	Simpson's	Exact
3.	2.7500	2.6667	2.6667
5.	0.6970	0.6933	0.6931
7.	20.2222	20.0000	20.0000
9.	12.6640	12.6667	12.6667
11.	0.3352	0.3334	0.3333
13.	0.5706	0.5930	0.5940
	Trapezoidal	Simpson's	Graphing Utility
15.	3.2833	3.2396	3.2413
17.	0.7828	0.7854	0.7854
19.	102.5553	93.3752	92.7437
21.	0.5495	0.5483	0.5493
23.	0.1940	0.1860	0.1858
25.	(a) $\frac{1}{12}$ (b) 0	27. (a) $\frac{1}{4}$ (b) $\frac{1}{12}$	
29.	(a) $n = 366$ (b) $n = 26$		
31.	(a) $n = 77$ (b) $n = 8$		
33.	(a) $n = 643$ (b) $n = 48$		

35. Trapezoidal Rule: 24.5  
 Simpson's Rule: 25.67  
 37. 0.701    39.  $T_n = \frac{1}{2}(L_n + R_n)$     41. 89,250 m<sup>2</sup>  
 43. 10,233.58 ft-lb    45. 2.477    47. Proof

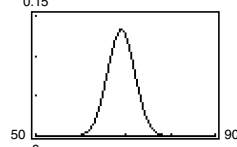
**Section 8.7 (page 570)**

1. Formula 40    3.  $-\frac{1}{2}x(10 - x) + 25 \ln|5 + x| + C$   
 5.  $-\frac{\sqrt{1-x^2}}{x} + C$   
 7.  $\frac{1}{24}(3x + \sin 3x \cos 3x + 2 \cos^3 3x \sin 3x) + C$   
 9.  $-2(\cot \sqrt{x} + \csc \sqrt{x}) + C$     11.  $x - \frac{1}{2} \ln(1 + e^{2x}) + C$   
 13.  $\frac{x^7}{49}(7 \ln x - 1) + C$     15. (a) and (b)  $x \left( \ln \frac{x}{3} - 1 \right) + C$   
 17. (a) and (b)  $\ln \left| \frac{x-1}{x} \right| + \frac{1}{x} + C$   
 19.  $\frac{1}{2} \left[ (x^2 + 1) \operatorname{arccsc}(x^2 + 1) + \ln(x^2 + 1 + \sqrt{x^4 + 2x^2}) \right] + C$   
 21.  $\frac{\sqrt{x^4 - 1}}{x^2} + C$     23.  $\frac{1}{36} \left( \frac{7}{7 - 6x} + \ln|7 - 6x| \right) + C$   
 25.  $e^x \arccos(e^x) - \sqrt{1 - e^{2x}} + C$   
 27.  $\frac{1}{2}(x^2 + \cot x^2 + \csc x^2) + C$   
 29.  $\frac{\sqrt{2}}{2} \arctan \frac{1 + \sin \theta}{\sqrt{2}} + C$     31.  $-\frac{\sqrt{2 + 9x^2}}{2x} + C$   
 33.  $\frac{1}{4}(2 \ln|x| - 3 \ln|3 + 2 \ln|x||) + C$   
 35.  $\frac{3x - 10}{2(x^2 - 6x + 10)} + \frac{3}{2} \arctan(x - 3) + C$   
 37.  $\frac{1}{2} \ln|x^2 - 3 + \sqrt{x^4 - 6x^2 + 5}| + C$   
 39.  $\frac{2}{1 + e^x} - \frac{1}{2(1 + e^x)^2} + \ln(1 + e^x) + C$   
 41.  $\frac{2}{3}(2 - \sqrt{2}) \approx 0.3905$     43.  $\frac{32}{5} \ln 2 - \frac{31}{25} \approx 3.1961$   
 45.  $\frac{\pi}{2}$     47.  $\frac{\pi^3}{8} - 3\pi + 6 \approx 0.4510$     49–53. Proofs  
 55.  $\frac{1}{\sqrt{5}} \ln \left| \frac{2 \tan(\theta/2) - 3 - \sqrt{5}}{2 \tan(\theta/2) - 3 + \sqrt{5}} \right| + C$     57.  $\ln 2$   
 59.  $\frac{1}{2} \ln(3 - 2 \cos \theta) + C$     61.  $-2 \cos \sqrt{\theta} + C$   
 63.  $4\sqrt{3}$   
 65. (a)  $\int x \ln x \, dx = \frac{1}{2}x^2 \ln x - \frac{1}{4}x^2 + C$   
 $\int x^2 \ln x \, dx = \frac{1}{3}x^3 \ln x - \frac{1}{9}x^3 + C$   
 $\int x^3 \ln x \, dx = \frac{1}{4}x^4 \ln x - \frac{1}{16}x^4 + C$   
 (b)  $\int x^n \ln x \, dx = \frac{x^{n+1}}{n+1} \ln x - \frac{x^{n+1}}{(n+1)^2} + C$   
 (c) Proof  
 67. 1919.145 ft-lb    69. About 401.4    71.  $32\pi^2$   
 73. Putnam Problem A3, 1980

**Section 8.8 (page 579)**

1. One or both of the limits of integration are infinite, or the function has a finite number of infinite discontinuities on the interval you are considering.  
 3. To evaluate the improper integral  $\int_a^\infty f(x) \, dx$ , find the limit as  $b \rightarrow \infty$  when  $f$  is continuous on  $[a, \infty)$  or find the limit as  $a \rightarrow -\infty$  when  $f$  is continuous on  $(-\infty, b]$ .  
 5. Improper;  $0 \leq \frac{3}{5} \leq 1$

7. Not improper; continuous on  $[0, 1]$   
 9. Not improper; continuous on  $[0, 2]$   
 11. Improper; infinite limits of integration  
 13. Infinite discontinuity at  $x = 0$ ; 4  
 15. Infinite discontinuity at  $x = 1$ ; diverges  
 17.  $\frac{1}{8}$     19. Diverges    21. Diverges    23. 2  
 25.  $\frac{1}{2(\ln 4)^2}$     27.  $\pi$     29.  $\frac{\pi}{4}$     31. Diverges  
 33. Diverges    35. 0    37.  $-\frac{1}{4}$     39. Diverges  
 41.  $\frac{\pi}{3}$     43.  $\ln 3$     45.  $\frac{\pi}{6}$     47.  $\frac{2\pi\sqrt{6}}{3}$     49.  $p > 1$   
 51. Proof    53. Converges    55. Converges  
 57. Converges    59. Converges  
 61. The improper integral diverges.    63.  $\frac{7}{8}$     65.  $\pi$   
 67. (a) 1    (b)  $\frac{\pi}{2}$     (c)  $2\pi$     69.  $2\pi$   
 71. (a)  $W = 20,000$  mile-tons    (b) 4000 mi  
 73. (a) Proof    (b) 48.66%  
 75. (a)



- (b) About 0.1587    (c) 0.1587; same by symmetry  
 77. (a) \$807,992.41    (b) \$887,995.15    (c) \$1,116,666.67  
 79.  $P = \frac{2\pi Nl(\sqrt{r^2 + c^2} - c)}{kr\sqrt{r^2 + c^2}}$   
 81. False. Let  $f(x) = \frac{1}{x+1}$ .    83. True    85. True  
 87. (a) and (b) Proofs  
 (c) The definition of the improper integral  $\int_{-\infty}^\infty$  is not  $\lim_{a \rightarrow \infty} \int_{-a}^a$  but rather that if you rewrite the integral that diverges, you can find that the integral converges.  
 89. Proof  
 91.  $\frac{1}{s}, s > 0$     93.  $\frac{2}{s^3}, s > 0$     95.  $\frac{s}{s^2 + a^2}, s > 0$   
 97.  $\frac{s}{s^2 - a^2}, s > |a|$   
 99. (a)  $\Gamma(1) = 1, \Gamma(2) = 1, \Gamma(3) = 2$     (b) Proof  
 (c)  $\Gamma(n) = (n - 1)!$   
 101.  $c = 1; \ln 2$     103.  $8\pi \left[ \frac{(\ln 2)^2}{3} - \frac{\ln 4}{9} + \frac{2}{27} \right] \approx 2.01545$   
 105.  $\int_0^1 2 \sin u^2 \, du; 0.6278$     107. Proof

**Review Exercises for Chapter 8 (page 583)**

1.  $\frac{2}{9}(x^3 - 27)^{3/2} + C$     3.  $-4 \cot \frac{x+8}{4} + C$   
 5.  $\frac{1}{2} + \ln 2 \approx 1.1931$     7.  $100 \arcsin \frac{x}{10} + C$   
 9.  $-xe^{1-x} - e^{1-x} + C$   
 11.  $\frac{1}{13}e^{2x}(2 \sin 3x - 3 \cos 3x) + C$   
 13.  $x \tan x + \ln|\cos x| + C$   
 15.  $\frac{1}{16}[(8x^2 - 1) \arcsin 2x + 2x\sqrt{1 - 4x^2}] + C$



17.  $-\frac{\cos^5 x}{5} + C$     19.  $\frac{\sin(\pi x - 1)[\cos^2(\pi x - 1) + 2]}{3\pi} + C$

21.  $\frac{2}{3}\left(\tan^3 \frac{x}{2} + 3 \tan \frac{x}{2}\right) + C$

23.  $\frac{\tan^3 x^2}{6} - \frac{\tan x^2}{2} + \frac{x^2}{2} + C$     25.  $\tan \theta + \sec \theta + C$

27.  $\frac{3\pi}{16} + \frac{1}{2} \approx 1.0890$     29.  $\frac{3\sqrt{4-x^2}}{x} + C$

31.  $\frac{1}{3}(x^2 + 4)^{1/2}(x^2 - 8) + C$     33.  $256 - 62\sqrt{17} \approx 0.3675$

35. (a), (b), and (c)  $\frac{1}{3}\sqrt{4+x^2}(x^2 - 8) + C$

37.  $2 \ln|x + 2| - \ln|x - 3| + C$

39.  $\frac{1}{4}[6 \ln|x - 1| - \ln(x^2 + 1) + 6 \arctan x] + C$

41.  $x + \frac{1}{1-x} + 2 \ln|x - 1| + C$

43.  $-\ln|e^x + 1| + \frac{1}{2} \ln|e^x + 3| + \frac{1}{2} \ln|e^x - 1| + C$

**Trapezoidal      Simpson's      Graphing Utility**

45. 0.2848      0.2838      0.2838

47. 0.6366      0.6847      0.7041

49.  $\frac{1}{25}\left(\frac{4}{4+5x} + \ln|4+5x|\right) + C$     51.  $1 - \frac{\sqrt{2}}{2}$

53.  $\frac{1}{2} \ln|x^2 + 4x + 8| - \arctan \frac{x+2}{2} + C$

55.  $\frac{\ln|\tan \pi x|}{\pi} + C$     57.  $\frac{1}{8}(\sin 2\theta - 2\theta \cos 2\theta) + C$

59.  $\frac{4}{3}(x^{3/4} - 3x^{1/4} + 3 \arctan x^{1/4}) + C$

61.  $2\sqrt{1-\cos x} + C$     63.  $\sin x \ln(\sin x) - \sin x + C$

65.  $\frac{5}{2} \ln \left| \frac{x-5}{x+5} \right| + C$

67.  $y = x \ln|x^2 + x| - 2x + \ln|x + 1| + C$     69.  $\frac{1}{5}$

71.  $\frac{1}{2}(\ln 4)^2 \approx 0.961$

73.  $\pi^2 - 4 \sin 2 - 2 \cos 2 - 6 \approx 1.0647$     75.  $\frac{\sqrt{27}}{5} \approx 1.0392$

77.  $(\bar{x}, \bar{y}) = \left(0, \frac{4}{3\pi}\right)$     79.  $\frac{32}{3}$     81. Diverges    83. 1

85.  $\frac{\pi}{4}$     87. (a) \$6,321,205.59    (b) \$10,000,000

89. (a) 0.4581    (b) 0.0135

**P.S. Problem Solving (page 585)**

1. (a)  $\frac{4}{3}, \frac{16}{15}$     (b) Proof

3. (a)  $R(n), I, T(n), L(n)$

(b)  $S(4) = \frac{1}{3}[f(0) + 4f(1) + 2f(2) + 4f(3) + f(4)] \approx 5.42$

5.  $\frac{\pi\sqrt{3}}{9} \approx 0.6046$     7.  $(\bar{x}, \bar{y}) = \left(0, \frac{\sqrt{2}}{4}\right)$

9. (a) Proof    (b)  $x \arcsin x + \sqrt{1-x^2} + C$     (c) 1

11. Proof    13. (a)  $\frac{\pi}{4}$     (b)  $\frac{\pi}{4}$

15.  $s(t) = -16t^2 + 12,000t \left(1 + \ln \frac{50,000}{50,000 - 400t}\right) + 1,500,000 \ln \frac{50,000 - 400t}{50,000}; 557,168.626 \text{ ft}$

17. Proof    19. (a)  $\frac{2}{\pi}$     (b) 0

**Chapter 9**

**Section 9.1 (page 596)**

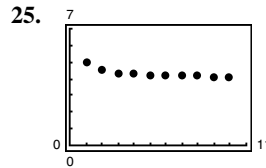
1. You need to be given one or more of the first few terms of a sequence, and then all other terms are defined using previous terms.

3. g; Factorial functions grow faster than exponential functions.

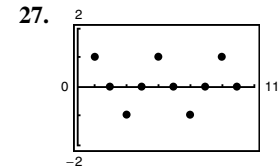
5. 3, 9, 27, 81, 243    7. 1, 0, -1, 0, 1    9.  $2, -1, \frac{2}{3}, -\frac{1}{2}, \frac{2}{5}$

11. 3, 4, 6, 10, 18    13. c    14. a    15. d    16. b

17.  $n^2 + n$     19.  $n(n-1)(n-2)$     21. 1    23. 2



Converges to 4



Diverges

29. Converges to 0    31. Diverges    33. Converges to  $\frac{3}{4}$

35. Converges to 0    37. Diverges    39. Converges to 0

41. Converges to 1    43. Converges to 0

45.  $6n - 4$ ; diverges    47.  $n^2 - 3$ ; diverges

49.  $\frac{n+1}{n+2}$ ; converges    51.  $\frac{n+1}{n}$ ; converges

53. Monotonic, bounded    55. Not monotonic, bounded

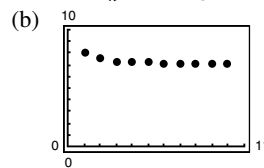
57. Monotonic, bounded    59. Not monotonic, bounded

61. (a)  $\left|7 + \frac{1}{n}\right| \geq 7 \Rightarrow$  bounded

$a_n > a_{n+1} \Rightarrow$  monotonic

So,  $\{a_n\}$  converges.

Limit = 7

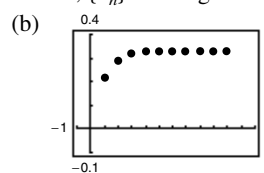


63. (a)  $\left|\frac{1}{3}\left(1 - \frac{1}{3^n}\right)\right| < \frac{1}{3} \Rightarrow$  bounded

$a_n < a_{n+1} \Rightarrow$  monotonic

So,  $\{a_n\}$  converges.

Limit =  $\frac{1}{3}$



65. (a) No.  $\lim_{n \rightarrow \infty} A_n$  does not exist.

(b)

$n$	1	2	3	4
$A_n$	\$10,045.83	\$10,091.88	\$10,138.13	\$10,184.60

$n$	5	6	7
$A_n$	\$10,231.28	\$10,278.17	\$10,325.28

$n$	8	9	10
$A_n$	\$10,372.60	\$10,420.14	\$10,467.90

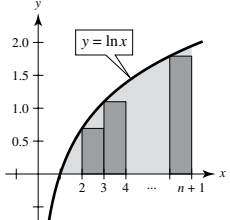
67. \$26,125.00, \$27,300.63, \$28,529.15, \$29,812.97, \$31,154.55  
 69. Answers will vary. Sample answers:

(a)  $a_n = 10 - \frac{1}{n}$  (b)  $a_n = \frac{3n}{4n + 1}$

71. The sequence  $\{a_n\}$  could converge or diverge. If  $\{a_n\}$  is increasing, then it converges to a limit less than or equal to 1. If  $\{a_n\}$  is decreasing, then it could converge (example:  $a_n = 1/n$ ) or diverge (example:  $a_n = -n$ ).  
 73. 1, 1.4142, 1.4422, 1.4142, 1.3797, 1.3480; Converges to 1  
 75. Proof  
 77. False. The sequence could also alternate between two values.  
 79. True

81. (a) 1, 1, 2, 3, 5, 8, 13, 21, 34, 55, 89, 144  
 (b) 1, 2, 1.5, 1.6667, 1.6, 1.6250, 1.6154, 1.6190, 1.6176, 1.6182 (c) Proof  
 (d)  $\rho = \frac{1 + \sqrt{5}}{2} \approx 1.6180$

83. (a) 1.4142, 1.8478, 1.9616, 1.9904, 1.9976  
 (b)  $a_n = \sqrt{2 + a_{n-1}}$  (c)  $\lim_{n \rightarrow \infty} a_n = 2$

85. (a) Proof (b)  (c) and (d) Proofs  
 (e)  $\frac{20\sqrt{20!}}{20} \approx 0.4152$   
 $\frac{50\sqrt{50!}}{50} \approx 0.3897$   
 $\frac{100\sqrt{100!}}{100} \approx 0.3799$

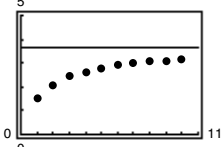
87–89. Proofs 91. Putnam Problem A1, 1990

**Section 9.2 (page 605)**

1.  $\lim_{n \rightarrow \infty} a_n = 5$  means that the limit of the sequence  $\{a_n\}$  is 5.  
 $\sum_{n=1}^{\infty} a_n = a_1 + a_2 + \dots = 5$  means that the limit of the partial sums is 5.  
 3. You cannot make a conclusion. The series may either converge or diverge.  
 5. 1, 1.25, 1.361, 1.424, 1.464  
 7. 3, -1.5, 5.25, -4.875, 10.3125  
 9. 3, 4.5, 5.25, 5.625, 5.8125  
 11. Geometric series:  $r = \frac{5}{2} > 1$  13.  $\lim_{n \rightarrow \infty} a_n = 1 \neq 0$   
 15.  $\lim_{n \rightarrow \infty} a_n = 1 \neq 0$  17.  $\lim_{n \rightarrow \infty} a_n = \frac{1}{4} \neq 0$   
 19. Geometric series:  $r = \frac{5}{6} < 1$   
 21. Geometric series:  $r = 0.9 < 1$   
 23. Telescoping series:  $a_n = 1/n - 1/(n + 1)$ ; Converges to 1.  
 25. (a)  $\frac{11}{3}$

(b)

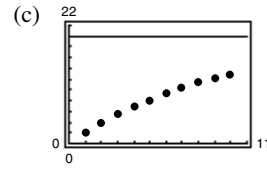
$n$	5	10	20	50	100
$S_n$	2.7976	3.1643	3.3936	3.5513	3.6078

(c)  (d) The terms of the series decrease in magnitude relatively slowly, and the sequence of partial sums approaches the sum of the series relatively slowly.

27. (a) 20

(b)

$n$	5	10	20	50	100
$S_n$	8.1902	13.0264	17.5685	19.8969	19.9995



(d) The terms of the series decrease in magnitude relatively slowly, and the sequence of partial sums approaches the sum of the series relatively slowly.

29. 15 31. 3 33. 32 35.  $\frac{1}{2}$  37.  $\frac{\sin 1}{1 - \sin 1}$

39. (a)  $\sum_{n=0}^{\infty} \frac{4}{10}(0.1)^n$  41. (a)  $\sum_{n=0}^{\infty} \frac{12}{100} \left(\frac{1}{100}\right)^n$   
 (b)  $\frac{4}{9}$  (b)  $\frac{4}{33}$

43. (a)  $\sum_{n=0}^{\infty} \frac{3}{40}(0.01)^n$  (b)  $\frac{5}{66}$

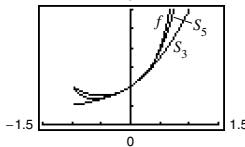
45. Diverges 47. Diverges 49. Converges  
 51. Diverges 53. Diverges 55. Diverges  
 57. Diverges

59. Yes. If you remove a finite number of terms, the sum of the sequence of partial sums still diverges.

61.  $|x| < \frac{1}{3}$ ;  $\frac{3x}{1 - 3x}$  63.  $0 < x < 2$ ;  $\frac{x - 1}{2 - x}$

65.  $-1 < x < 1$ ;  $\frac{1}{1 + x}$

67. (a)  $x$  (b)  $f(x) = \frac{1}{1 - x}$ ,  $|x| < 1$

(c)  Answers will vary.

69. The required terms for the two series are  $n = 100$  and  $n = 5$ , respectively. The second series converges at a higher rate.

71. 160,000(1 - 0.95<sup>n</sup>) units

73.  $\sum_{i=0}^{\infty} 200(0.75)^i$ ; Sum = \$800 million 75. 152.42 ft

77.  $\frac{1}{8}$ ;  $\sum_{n=0}^{\infty} \frac{1}{2} \left(\frac{1}{2}\right)^n = \frac{1/2}{1 - 1/2} = 1$

79. (a)  $-1 + \sum_{n=0}^{\infty} \left(\frac{1}{2}\right)^n = -1 + \frac{1}{1 - 1/2} = -1 + \frac{1}{1 - 1/2} = 1$   
 (b) No (c) 2

81. (a) 126 in.<sup>2</sup> (b) 128 in.<sup>2</sup>

83. The \$2,000,000 sweepstakes has a present value of \$1,146,992.12. After accruing interest over the 20-year period, it attains its full value.

85. (a) \$5,368,709.11 (b) \$10,737,418.23 (c) \$21,474,836.47

87. (a) \$14,739.84 (b) \$14,742.45

89. (a) \$518,136.56 (b) \$518,168.67

91. False.  $\lim_{n \rightarrow \infty} \frac{1}{n} = 0$ , but  $\sum_{n=1}^{\infty} \frac{1}{n}$  diverges.

93. False.  $\sum_{n=1}^{\infty} ar^n = \frac{a}{1-r} - a$ ; The formula requires that the geometric series begins with  $n = 0$ .

95. True

97. Answers will vary. Sample answer:  $\sum_{n=0}^{\infty} 1, \sum_{n=0}^{\infty} (-1)$

99–101. Proofs 103. Putnam Problem A2, 1984

**Section 9.3 (page 613)**

1.  $f$  must be positive, continuous, and decreasing for  $x \geq 1$  and  $a_n = f(n)$ .

3. Diverges 5. Converges 7. Converges

9. Diverges 11. Diverges 13. Converges

15. Converges 17. Converges 19. Diverges

21. Converges 23. Diverges

25.  $f(x)$  is not positive for  $x \geq 1$ .

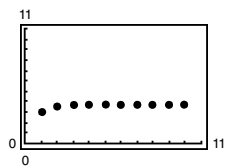
27.  $f(x)$  is not always decreasing. 29. Converges

31. Diverges 33. Diverges 35. Converges

37. Converges

39. (a)

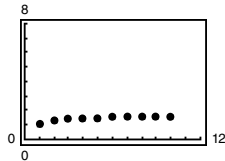
$n$	5	10	20	50	100
$S_n$	3.7488	3.75	3.75	3.75	3.75



The partial sums approach the sum 3.75 very quickly.

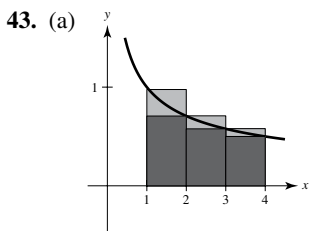
(b)

$n$	5	10	20	50	100
$S_n$	1.4636	1.5498	1.5962	1.6251	1.635

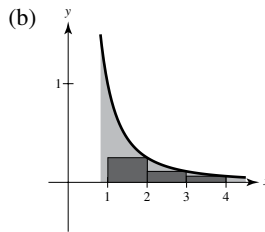


The partial sums approach the sum  $\frac{\pi^2}{6} \approx 1.6449$  more slowly than the series in part (a).

41. No. Because  $\sum_{n=1}^{\infty} \frac{1}{n}$  diverges,  $\sum_{n=10,000}^{\infty} \frac{1}{n}$  also diverges. The convergence or divergence of a series is not determined by the first finite number of terms of the series.



The area under the rectangles is greater than the area under the curve. Because  $\int_1^{\infty} \frac{1}{\sqrt{x}} dx = [2\sqrt{x}]_1^{\infty} = \infty$  diverges,  $\sum_{n=1}^{\infty} \frac{1}{\sqrt{n}}$  diverges.



The area under the rectangles is less than the area under the curve. Because  $\int_1^{\infty} \frac{1}{x^2} dx = \left[-\frac{1}{x}\right]_1^{\infty} = 1$  converges,

$\sum_{n=2}^{\infty} \frac{1}{n^2}$  converges (and so does  $\sum_{n=1}^{\infty} \frac{1}{n^2}$ ).

45.  $p > 1$  47.  $p > 1$  49.  $p > 3$  51. Proof

53.  $S_3 \approx 1.0748$  55.  $S_8 \approx 0.9597$

$R_3 \approx 0.0123$   $R_8 \approx 0.1244$

57.  $S_4 \approx 0.4049$

$R_4 \approx 5.6 \times 10^{-8}$

59.  $N \geq 7$  61.  $N \geq 16$

63. (a)  $\sum_{n=2}^{\infty} \frac{1}{n^{1.1}}$  converges by the  $p$ -Series Test because  $1.1 > 1$ .

$\sum_{n=2}^{\infty} \frac{1}{n \ln n}$  diverges by the Integral Test because  $\int_2^{\infty} \frac{1}{x \ln x} dx$  diverges.

(b)  $\sum_{n=2}^{\infty} \frac{1}{n^{1.1}} = 0.4665 + 0.2987 + 0.2176 + 0.1703 + 0.1393 + \dots$

$\sum_{n=2}^{\infty} \frac{1}{n \ln n} = 0.7213 + 0.3034 + 0.1803 + 0.1243 + 0.0930 + \dots$

(c)  $n \geq 3.431 \times 10^{15}$

65. (a) Let  $f(x) = \frac{1}{x}$ .  $f$  is positive, continuous, and decreasing on  $[1, \infty)$ .

$$S_n - 1 \leq \int_1^n \frac{1}{x} dx = \ln n$$

$$S_n \geq \int_1^{n+1} \frac{1}{x} dx = \ln(n+1)$$

So,  $\ln(n+1) \leq S_n \leq 1 + \ln n$ .

(b)  $\ln(n+1) - \ln n \leq S_n - \ln n \leq 1$

Also,  $\ln(n+1) - \ln n > 0$  for  $n \geq 1$ . So,  $0 \leq S_n - \ln n \leq 1$ , and the sequence  $\{a_n\}$  is bounded.

(c)  $a_n - a_{n+1} = [S_n - \ln n] - [S_{n+1} - \ln(n+1)]$   
 $= \int_n^{n+1} \frac{1}{x} dx - \frac{1}{n+1} \geq 0$

So,  $a_n \geq a_{n+1}$ .

(d) Because the sequence is bounded and monotonic, it converges to a limit,  $\gamma$ .

(e) 0.5822

67. (a) Diverges (b) Diverges

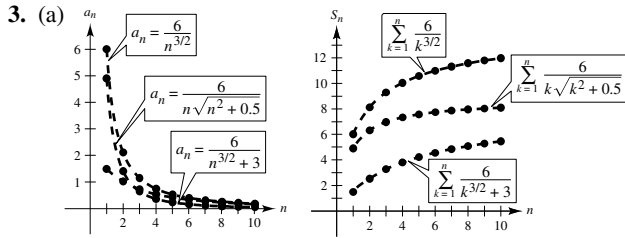
(c)  $\sum_{n=2}^{\infty} x^{\ln n}$  converges for  $x < \frac{1}{e}$ .

69. Diverges 71. Converges 73. Converges

75. Diverges 77. Diverges 79. Converges

**Section 9.4 (page 620)**

1. Yes. The test requires that  $0 \leq a_n \leq b_n$  for all  $n$  greater than some integer  $N$ . The beginning terms do not affect the convergence or divergence of a series.



3. (a)  $\sum_{n=1}^{\infty} \frac{6}{n^{3/2}}$ ; Converges  
 (b)  $\sum_{n=1}^{\infty} \frac{6}{n^{3/2}}$ ; Converges  
 (c) The magnitudes of the terms are less than the magnitudes of the terms of the  $p$ -series. Therefore, the series converges.  
 (d) The smaller the magnitudes of the terms, the smaller the magnitudes of the terms of the sequence of partial sums.

5. Diverges    7. Diverges    9. Diverges  
 11. Converges    13. Converges    15. Converges  
 17. Diverges    19. Diverges    21. Converges  
 23. Converges    25. Diverges  
 27. Diverges;  $p$ -Series Test

29. Converges; Direct Comparison Test with  $\sum_{n=1}^{\infty} \left(\frac{1}{5}\right)^n$   
 31. Diverges;  $n$ th-Term Test    33. Converges; Integral Test

35.  $\lim_{n \rightarrow \infty} \frac{a_n}{1/n} = \lim_{n \rightarrow \infty} na_n$ ;  $\lim_{n \rightarrow \infty} na_n \neq 0$  but is finite.  
 The series diverges by the Limit Comparison Test.

37. Diverges    39. Converges  
 41.  $\lim_{n \rightarrow \infty} n \left( \frac{n^3}{5n^4 + 3} \right) = \frac{1}{5} \neq 0$   
 43. Diverges    45. Converges  
 47. Convergence or divergence is dependent on the form of the general term for the series and not necessarily on the magnitudes of the terms.

49. (a) Proof  
 (b)

$n$	5	10	20	50	100
$S_n$	1.1839	1.2087	1.2212	1.2287	1.2312

- (c) 0.1226    (d) 0.0277

51. Proof    53. False. Let  $a_n = \frac{1}{n^3}$  and  $b_n = \frac{1}{n^2}$ .  
 55. True    57. True    59. Proof    61.  $\sum_{n=1}^{\infty} \frac{1}{n^2}$ ,  $\sum_{n=1}^{\infty} \frac{1}{n^3}$

- 63–69. Proofs  
 71. Putnam Problem 1, afternoon session, 1953

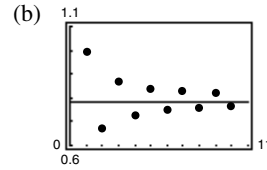
**Section 9.5 (page 629)**

1. The series diverges because of the  $n$ th-Term Test for Divergence.  
 3.  $\sum a_n$  is absolutely convergent if  $\sum |a_n|$  converges.  $\sum a_n$  is conditionally convergent if  $\sum |a_n|$  diverges, but  $\sum a_n$  converges.

5. (a)

$n$	1	2	3	4	5
$S_n$	1.0000	0.6667	0.8667	0.7238	0.8349

$n$	6	7	8	9	10
$S_n$	0.7440	0.8209	0.7543	0.8131	0.7605

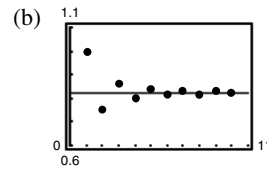


- (c) The points alternate sides of the horizontal line  $y = \frac{\pi}{4}$  that represents the sum of the series. The distances between the successive points and the line decrease.  
 (d) The distance in part (c) is always less than the magnitude of the next term of the series.

7. (a)

$n$	1	2	3	4	5
$S_n$	1.0000	0.7500	0.8611	0.7986	0.8386

$n$	6	7	8	9	10
$S_n$	0.8108	0.8312	0.8156	0.8280	0.8180



- (c) The points alternate sides of the horizontal line  $y = \frac{\pi^2}{12}$  that represents the sum of the series. The distances between the successive points and the line decrease.  
 (d) The distance in part (c) is always less than the magnitude of the next term of the series.

9. Converges    11. Converges    13. Diverges  
 15. Diverges    17. Converges    19. Diverges  
 21. Diverges    23. Converges    25. Converges  
 27. Converges    29. Converges    31.  $1.8264 \leq S \leq 1.8403$   
 33.  $1.7938 \leq S \leq 1.8054$     35. 10    37. 7  
 39. 7 terms (Note that the sum begins with  $n = 0$ )  
 41. Converges absolutely    43. Converges absolutely  
 45. Converges conditionally    47. Diverges  
 49. Converges conditionally    51. Converges absolutely  
 53. Converges absolutely    55. Converges conditionally  
 57. Converges absolutely  
 59. Overestimate; The next term is negative.

61. (a) False. For example, let  $a_n = \frac{(-1)^n}{n}$ .

Then  $\sum a_n = \sum \frac{(-1)^n}{n}$  converges

and  $\sum (-a_n) = \sum \frac{(-1)^{n+1}}{n}$  converges.

But,  $\sum |a_n| = \sum \frac{1}{n}$  diverges.

(b) True. For if  $\sum |a_n|$  converged, then so would  $\sum a_n$  by Theorem 9.16.

63.  $p > 0$

65. Proof; The converse is false. For example: Let  $a_n = \frac{1}{n}$ .

67.  $\sum_{n=1}^{\infty} \frac{1}{n^2}$  converges, and so does  $\sum_{n=1}^{\infty} \frac{1}{n^4}$ .

69. (a) No;  $a_{n+1} \leq a_n$  is not satisfied for all  $n$ . For example,  $\frac{1}{9} < \frac{1}{8}$ .  
(b) Yes; 0.5

71. Diverges;  $p$ -Series Test      73. Diverges;  $n$ th-Term Test

75. Diverges; Geometric Series Test

77. Converges; Integral Test

79. Converges; Alternating Series Test

81. You cannot arbitrarily change 0 to  $1 - 1$ .

**Section 9.6 (page 637)**

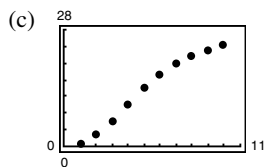
1. Converges      3. Diverges      5. Inconclusive      7. Proof

9. d      10. c      11. f      12. b      13. a      14. e

15. (a) Proof

(b)

$n$	5	10	15	20	25
$S_n$	13.7813	24.2363	25.8468	25.9897	25.9994



(d) 26

(e) The more rapidly the terms of the series approach 0, the more rapidly the sequence of partial sums approaches the sum of the series.

- 17. Converges      19. Diverges      21. Diverges
- 23. Diverges      25. Converges      27. Converges
- 29. Diverges      31. Converges      33. Converges
- 35. Diverges      37. Converges      39. Converges
- 41. Diverges      43. Converges      45. Diverges
- 47. Converges      49. Converges      51. Converges

53. Converges; Alternating Series Test

55. Converges;  $p$ -Series Test      57. Diverges;  $n$ th-Term Test

59. Diverges; Geometric Series Test

61. Converges; Limit Comparison Test with  $b_n = \frac{1}{2^n}$

63. Converges; Direct Comparison Test with  $b_n = \frac{1}{3^n}$

65. Diverges; Ratio Test      67. Converges; Ratio Test

69. Converges; Ratio Test      71. a and c      73. a and b

75.  $\sum_{n=0}^{\infty} \frac{n+1}{7^{n+1}}$       77. Diverges;  $\lim_{n \rightarrow \infty} \left| \frac{a_{n+1}}{a_n} \right| > 1$

79. Converges;  $\lim_{n \rightarrow \infty} \left| \frac{a_{n+1}}{a_n} \right| < 1$       81. Diverges;  $\lim a_n \neq 0$

83. Converges      85. Converges      87.  $(-3, 3)$

89.  $(-2, 0]$       91.  $x = 0$       93. The test is inconclusive.

95. No; The series  $\sum_{n=1}^{\infty} \frac{1}{n+10,000}$  diverges.

97–103. Proofs

105. (a) Diverges      (b) Converges      (c) Converges

(d) Converges for all integers  $x \geq 2$

107. Putnam Problem 7, morning session, 1951

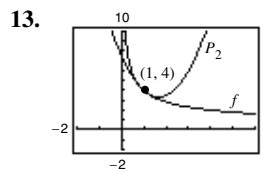
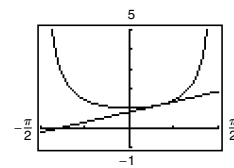
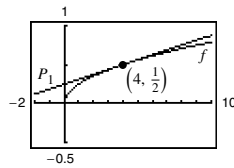
**Section 9.7 (page 648)**

- 1. The graphs of the approximating polynomial  $P$  and the elementary function  $f$  both pass through the point  $(c, f(c))$ , and the slope of the graph of  $P$  is the same as the slope of the graph of  $f$  at the point  $(c, f(c))$ . If  $P$  is of degree  $n$ , then the first  $n$  derivatives of  $f$  and  $P$  agree at  $c$ . This allows the graph of  $P$  to resemble the graph of  $f$  near the point  $(c, f(c))$ .

3. The accuracy is represented by the remainder of the Taylor polynomial. The remainder is  $R_n(x) = \frac{f^{(n+1)}(z)(x-c)^{n+1}}{(n+1)!}$ .

5. d      6. c      7. a      8. b

9.  $P_1 = \frac{1}{16}x + \frac{1}{4}$       11.  $P_1 = \frac{2\sqrt{3}}{3} + \frac{2}{3}\left(x - \frac{\pi}{6}\right)$



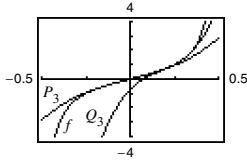
$x$	0	0.8	0.9	1	1.1
$f(x)$	Error	4.4721	4.2164	4.0000	3.8139
$P_2(x)$	7.5000	4.4600	4.2150	4.0000	3.8150

$x$	1.2	2
$f(x)$	3.6515	2.8284
$P_2(x)$	3.6600	3.5000

- 15. (a)
- (b)  $f^{(2)}(0) = -1$        $P_2^{(2)}(0) = -1$   
 $f^{(4)}(0) = 1$        $P_4^{(4)}(0) = 1$   
 $f^{(6)}(0) = -1$        $P_6^{(6)}(0) = -1$
- (c)  $f^{(n)}(0) = P_n^{(n)}(0)$

17.  $1 + 4x + 8x^2 + \frac{32}{3}x^3 + \frac{32}{3}x^4$     19.  $x - \frac{1}{6}x^3 + \frac{1}{120}x^5$   
 21.  $x + x^2 + \frac{1}{2}x^3 + \frac{1}{6}x^4$     23.  $1 + x + x^2 + x^3 + x^4 + x^5$   
 25.  $1 + \frac{1}{2}x^2$     27.  $2 - 2(x-1) + 2(x-1)^2 - 2(x-1)^3$   
 29.  $2 + \frac{1}{4}(x-4) - \frac{1}{64}(x-4)^2$   
 31.  $\ln 2 + \frac{1}{2}(x-2) - \frac{1}{8}(x-2)^2 + \frac{1}{24}(x-2)^3 - \frac{1}{64}(x-2)^4$   
 33. (a)  $P_3(x) = \pi x + \frac{\pi^3}{3}x^3$

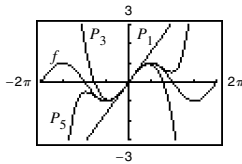
(b)  $Q_3(x) = 1 + 2\pi\left(x - \frac{1}{4}\right) + 2\pi^2\left(x - \frac{1}{4}\right)^2 + \frac{8\pi^3}{3}\left(x - \frac{1}{4}\right)^3$



35. (a)

$x$	0	0.25	0.50	0.75	1.00
$\sin x$	0	0.2474	0.4794	0.6816	0.8415
$P_1(x)$	0	0.25	0.50	0.75	1.00
$P_3(x)$	0	0.2474	0.4792	0.6797	0.8333
$P_5(x)$	0	0.2474	0.4794	0.6817	0.8417

(b)



(c) As the distance increases, the polynomial approximation becomes less accurate.

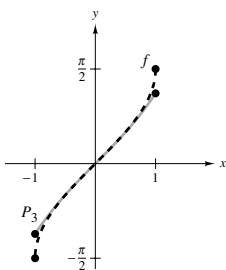
37. (a)  $P_3(x) = x + \frac{1}{6}x^3$

(b)

$x$	-0.75	-0.50	-0.25	0	0.25
$f(x)$	-0.848	-0.524	-0.253	0	0.253
$P_3(x)$	-0.820	-0.521	-0.253	0	0.253

$x$	0.50	0.75
$f(x)$	0.524	0.848
$P_3(x)$	0.521	0.820

(c)



39. 2.7083    41. 0.227    43. 0.7419

45.  $R_4 \leq 2.03 \times 10^{-5}$ ; 0.000001

47.  $R_5 \leq 1.8 \times 10^{-8}$ ;  $2.5 \times 10^{-9}$

49.  $R_3 \leq 7.82 \times 10^{-3}$ ; 0.00085    51. 3    53. 5    55. 2

57.  $n = 9$ ;  $\ln(1.5) \approx 0.4055$     59.  $-0.3936 < x < 0$

61.  $-0.9467 < x < 0.9467$

63. The tangent line to a function at a point is the first Taylor polynomial for the function at the point.

65. Substitute  $2x$  into the polynomial for  $f(x) = e^x$  to obtain the polynomial for  $g(x) = e^{2x}$ .

67. (a)  $f(x) \approx P_4(x) = 1 + x + \frac{1}{2}x^2 + \frac{1}{6}x^3 + \frac{1}{24}x^4$   
 $g(x) \approx Q_5(x) = x + x^2 + \frac{1}{2}x^3 + \frac{1}{6}x^4 + \frac{1}{24}x^5$   
 $Q_5(x) = xP_4(x)$

(b)  $g(x) \approx P_6(x) = x^2 - \frac{x^4}{3!} + \frac{x^6}{5!}$

(c)  $g(x) \approx P_4(x) = 1 - \frac{x^2}{3!} + \frac{x^4}{5!}$

69. (a)  $Q_2(x) = -1 + \left(\frac{\pi^2}{32}\right)(x+2)^2$

(b)  $R_2(x) = -1 + \left(\frac{\pi^2}{32}\right)(x-6)^2$

(c) No. Horizontal translations of the result in part (a) are possible only at  $x = -2 + 8n$  (where  $n$  is an integer) because the period of  $f$  is 8.

71–73. Proofs

### Section 9.8 (page 658)

1. A Maclaurin polynomial approximates a function, whereas a power series exactly represents a function. The Maclaurin polynomial has a finite number of terms and the power series has an infinite number of terms.

3.  $R = 5$     5. 0    7. 2    9.  $R = 1$     11.  $R = \frac{1}{4}$

13.  $R = \infty$     15.  $(-4, 4)$     17.  $(-1, 1]$     19.  $(-\infty, \infty)$

21.  $x = 0$     23.  $(-6, 6)$     25.  $(-5, 13]$     27.  $(0, 2]$

29.  $(0, 6)$     31.  $(-\frac{1}{2}, \frac{1}{2})$     33.  $(-\infty, \infty)$     35.  $(-1, 1)$

37.  $x = 3$     39.  $R = c$     41.  $(-k, k)$     43.  $(-1, 1)$

45.  $\sum_{n=1}^{\infty} \frac{x^{n-1}}{(n-1)!}$     47.  $\sum_{n=1}^{\infty} \frac{x^n}{(7n+6)!}$

49. (a)  $(-3, 3)$     (b)  $(-3, 3)$     (c)  $(-3, 3)$     (d)  $[-3, 3)$

51. (a)  $(0, 2]$     (b)  $(0, 2)$     (c)  $(0, 2)$     (d)  $[0, 2]$

53.  $\sum_{n=1}^{\infty} \left(\frac{x}{3}\right)^n$ ; Answers will vary.

55. Answers will vary. Sample answer:

$\sum_{n=1}^{\infty} \frac{x^n}{n}$  converges for  $-1 < x < 1$ . At  $x = -1$ , the

convergence is conditional because  $\sum \frac{1}{n}$  diverges.

$\sum_{n=1}^{\infty} \frac{x^n}{n^2}$  converges for  $-1 \leq x \leq 1$ . At  $x = \pm 1$ , the convergence is absolute.

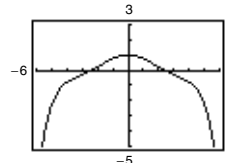
57. (a) For  $f(x)$ :  $(-\infty, \infty)$ ; For  $g(x)$ :  $(-\infty, \infty)$

(b) Proofs    (c)  $f(x) = \sin x$ ,  $g(x) = \cos x$

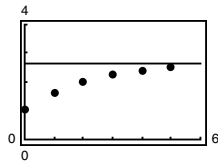
59–63. Proofs

65. (a) and (b) Proofs

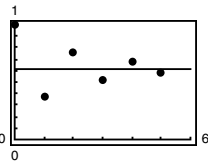
(c)    (d) 0.92



67. (a)  $\frac{8}{3}$

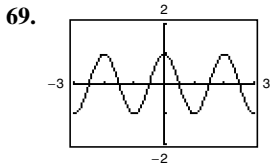


(b)  $\frac{8}{13}$

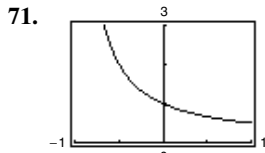


(c) The alternating series converges more rapidly. The partial sums of the series of positive terms approach the sum from below. The partial sums of the alternating series alternate sides of the horizontal line representing the sum.

$M$	10	100	1000	10,000
$N$	5	14	24	35



$f(x) = \cos \pi x$



$f(x) = \frac{1}{1+x}$

73. False. Let  $a_n = \frac{(-1)^n}{n2^n}$ . 75. True 77. Proof

79. (a)  $(-1, 1)$  (b)  $f(x) = \frac{c_0 + c_1x + c_2x^2}{1 - x^3}$

81. Proof

**Section 9.9 (page 666)**

1. You need to algebraically manipulate  $\frac{b}{c-x}$  so that it resembles

the form  $\frac{a}{1-r}$ .

3.  $\sum_{n=0}^{\infty} \frac{x^n}{4^{n+1}}$  5.  $\sum_{n=0}^{\infty} \frac{4}{3} \left(\frac{-x}{3}\right)^n$

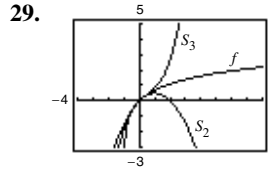
7.  $\sum_{n=0}^{\infty} \left(\frac{1}{5}\right) \left(\frac{x-1}{5}\right)^n$  9.  $\sum_{n=0}^{\infty} (3x)^n$   
 $(-4, 6)$   $\left(-\frac{1}{3}, \frac{1}{3}\right)$

11.  $-\frac{5}{9} \sum_{n=0}^{\infty} \left[\frac{2}{9}(x+3)\right]^n$  13.  $-2 \sum_{n=0}^{\infty} [5(x+1)]^n$   
 $\left(-\frac{15}{2}, \frac{3}{2}\right)$   $\left(-\frac{6}{5}, -\frac{4}{5}\right)$

15.  $\sum_{n=0}^{\infty} \left[\frac{1}{(-3)^n} - 1\right] x^n$  17.  $\sum_{n=0}^{\infty} x^n [1 + (-1)^n] = 2 \sum_{n=0}^{\infty} x^{2n}$   
 $(-1, 1)$   $(-1, 1)$

19.  $2 \sum_{n=0}^{\infty} x^{2n}$  21.  $\sum_{n=1}^{\infty} n(-1)^n x^{n-1}$  23.  $\sum_{n=0}^{\infty} \frac{(-1)^n x^{n+1}}{n+1}$   
 $(-1, 1)$   $(-1, 1)$   $(-1, 1]$

25.  $\sum_{n=0}^{\infty} (-1)^n x^{2n}$  27.  $\sum_{n=0}^{\infty} (-1)^n (2x)^{2n}$   
 $(-1, 1)$   $\left(-\frac{1}{2}, \frac{1}{2}\right)$



$x$	0.0	0.2	0.4	0.6	0.8	1.0
$S_2$	0.000	0.180	0.320	0.420	0.480	0.500
$\ln(x+1)$	0.000	0.182	0.336	0.470	0.588	0.693
$S_3$	0.000	0.183	0.341	0.492	0.651	0.833

31. (a) (b)  $\ln x, 0 < x \leq 2, R = 1$   
 (c)  $-0.6931$   
 (d)  $\ln(0.5)$ ; The error is approximately 0.

33. 0.245 35. 0.125 37.  $\sum_{n=1}^{\infty} nx^{n-1}, -1 < x < 1$

39.  $\sum_{n=0}^{\infty} (2n+1)x^n, -1 < x < 1$

41.  $E(n) = 2$ ; Yes. Because the probability of obtaining a head on a single toss is  $\frac{1}{2}$ , it is expected that, on average, a head will be obtained in two tosses.

43. Proof 45. (a) Proof (b) 3.14

47.  $\ln \frac{3}{2} \approx 0.4055$ ; See Exercise 23.

49.  $\ln \frac{7}{5} \approx 0.3365$ ; See Exercise 47.

51.  $\arctan \frac{1}{2} \approx 0.4636$ ; See Exercise 50.

53. The series in Exercise 50 converges to its sum at a lower rate because its terms approach 0 at a much lower rate.

55. The series converges on the interval  $(-5, 3)$  and perhaps also at one or both endpoints.

57.  $S_1 = 0.3183098862, \frac{1}{\pi} \approx 0.3183098862$

**Section 9.10 (page 677)**

1. The Taylor series converges to  $f(x)$  if and only if  $R_n(x) \rightarrow 0$  as  $n \rightarrow \infty$ .

3. Multiply and divide as you would polynomials.

5.  $\sum_{n=0}^{\infty} \frac{(2x)^n}{n!}$  7.  $\frac{\sqrt{2}}{2} \sum_{n=0}^{\infty} \frac{(-1)^{n(n+1)/2}}{n!} \left(x - \frac{\pi}{4}\right)^n$

9.  $\sum_{n=0}^{\infty} (-1)^n (x-1)^n$  11.  $\sum_{n=0}^{\infty} \frac{(-1)^n (x-1)^{n+1}}{n+1}$

13.  $\sum_{n=0}^{\infty} \frac{(-1)^n (3x)^{2n+1}}{(2n+1)!}$  15.  $1 + \frac{x^2}{2!} + \frac{5x^4}{4!} + \dots$

17–19. Proofs 21.  $1 + \sum_{n=1}^{\infty} \frac{1 \cdot 3 \cdot 5 \cdot \dots \cdot (2n-1)x^n}{2^n n!}$

23.  $1 + \sum_{n=1}^{\infty} \frac{1 \cdot 3 \cdot 5 \cdot \dots \cdot (2n-1)x^{2n}}{2^n n!}$

25.  $1 + \frac{1}{4}x + \sum_{n=2}^{\infty} \frac{(-1)^{n+1} 3 \cdot 7 \cdot 11 \cdot \dots \cdot (4n-5)x^n}{4^n n!}$

27.  $\sum_{n=0}^{\infty} \frac{x^{2n}}{2^n n!}$  29.  $\sum_{n=1}^{\infty} \frac{(-1)^{n-1} x^n}{n}$  31.  $\sum_{n=0}^{\infty} \frac{(-1)^n 4^{2n} x^{2n}}{(2n)!}$

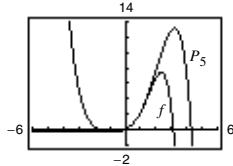
33.  $\sum_{n=0}^{\infty} \frac{(-1)^n (5x)^{2n+1}}{2n+1}$  35.  $\sum_{n=0}^{\infty} \frac{(-1)^n x^{3n}}{(2n)!}$

37.  $\sum_{n=0}^{\infty} \frac{x^{2n+1}}{(2n+1)!}$     39.  $\frac{1}{2} \left[ 1 + \sum_{n=0}^{\infty} \frac{(-1)^n (2x)^{2n}}{(2n)!} \right]$

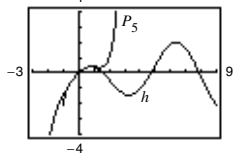
41. Proof    43.  $\sum_{n=0}^{\infty} \frac{(-1)^n x^{2n+2}}{(2n+1)!}$

45.  $\begin{cases} \sum_{n=0}^{\infty} \frac{(-1)^n x^{2n}}{(2n+1)!}, & x \neq 0 \\ 1, & x = 0 \end{cases}$

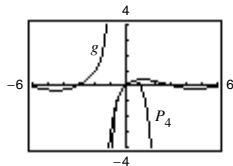
47.  $P_5(x) = x + x^2 + \frac{1}{3}x^3 - \frac{1}{30}x^5$



49.  $P_5(x) = x - \frac{1}{2}x^2 - \frac{1}{6}x^3 + \frac{3}{40}x^5$



51.  $P_4(x) = x - x^2 + \frac{5}{6}x^3 - \frac{5}{6}x^4$



53.  $\sum_{n=0}^{\infty} \frac{(-1)^{(n+1)} x^{2n+3}}{(2n+3)(n+1)!}$     55. 0.6931    57. 7.3891

59. 0    61. 1    63. 0.8075    65. 0.9461    67. 0.4872

69. 0.2010    71. 0.7040    73. 0.3412

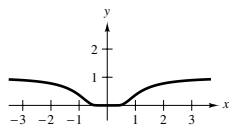
75. Square the series for  $\cos x$ , use a half-angle identity, or compute the coefficients using the definition.

First three terms:  $1, \frac{x^2}{2}, \frac{x^4}{3}$

77.  $f(x) = \frac{\sin(x+3)}{4}$ ; Answers will vary.

79. Proof

81. (a)



(b) Proof

(c)  $\sum_{n=0}^{\infty} 0x^n = 0 \neq f(x)$ ; The series converges to  $f$  at  $x = 0$  only.

83. Proof    85. 20    87.  $-0.612864$     89.  $\sum_{n=0}^{\infty} \binom{k}{n} x^n$


91. Proof    93. Putnam Problem 4, morning session, 1962

**Review Exercises for Chapter 9 (page 680)**

1. 4, 34, 214, 1294, 7774    3.  $-\frac{1}{4}, \frac{1}{16}, -\frac{1}{64}, \frac{1}{256}, -\frac{1}{1024}$

5. a    6. c    7. d    8. b

9.  $\sum_{n=0}^{\infty} \frac{1}{3^n}$  Converges to 5



11. Converges to 0    13. Converges to 5    15. Diverges  
17. Diverges    19.  $a_n = 5n - 2$ ; diverges

21.  $a_n = \frac{1}{(n! + 1)}$ ; converges    23. Monotonic, bounded

25. (a)

$n$	1	2	3	4
$A_n$	\$8100.00	\$8201.25	\$8303.77	\$8407.56

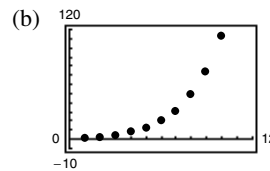
$n$	5	6	7	8
$A_n$	\$8512.66	\$8619.07	\$8726.80	\$8835.89

(b) \$13,148.96

27. 3, 4.5, 5.5, 6.25, 6.85

29. (a)

$n$	5	10	15	20	25
$S_n$	13.2	113.3	873.8	6648.5	50,500.3



31.  $\frac{5}{3}$     33.  $\frac{35}{3}$     35. (a)  $\sum_{n=0}^{\infty} (0.09)(0.01)^n$     (b)  $\frac{1}{11}$

37. Diverges

39. Diverges

41.  $120,000[1 - 0.92^n]$ ,  $n > 0$

43. Diverges

45. Converges

47. Diverges

49. Diverges

51. Converges

53. Diverges

55. Converges

57. Converges

59. Diverges

61. 10

63. Diverges

65. Diverges

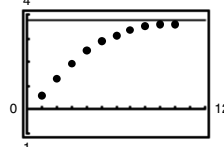
67. Converges

69. (a) Proof

(b)

$n$	5	10	15	20	25
$S_n$	2.8752	3.6366	3.7377	3.7488	3.7499

(c)  $\sum_{n=0}^{\infty} \frac{1}{3^n}$     (d) 3.75



71. Converges;  $p$ -Series Test

73. Diverges;  $n$ th-Term Test

75. Diverges; Limit Comparison Test

77.  $P_3(x) = 1 - 2x + 2x^2 - \frac{4}{3}x^3$

79.  $P_3(x) = 1 - 3(x-1) + 6(x-1)^2 - 10(x-1)^3$

81. 3    83.  $(-10, 10)$     85.  $[1, 3]$

87. Converges only at  $x = 2$

89. (a)  $(-5, 5)$     (b)  $(-5, 5)$     (c)  $(-5, 5)$     (d)  $[-5, 5)$

91. Proof    93.  $\sum_{n=0}^{\infty} \frac{2}{3} \left(\frac{x}{3}\right)^n$     95.  $\sum_{n=0}^{\infty} 2 \left(\frac{x-1}{3}\right)^n$ ;  $(-2, 4)$

97.  $\ln \frac{5}{4} \approx 0.2231$     99.  $e^{1/2} \approx 1.6487$

101.  $\cos \frac{2}{3} \approx 0.7859$     103.  $\frac{\sqrt{2}}{2} \sum_{n=0}^{\infty} \frac{(-1)^{n(n+1)/2}}{n!} \left(x - \frac{3\pi}{4}\right)^n$

105.  $\sum_{n=0}^{\infty} \frac{(x \ln 3)^n}{n!}$     107.  $-\sum_{n=0}^{\infty} (x+1)^n$



109.  $1 + \frac{x}{5} - \frac{2x^2}{25} + \frac{6x^3}{125} - \frac{21x^4}{625} + \dots$

111. (a)–(c)  $1 + 2x + 2x^2 + \frac{4}{3}x^3$     113.  $\sum_{n=0}^{\infty} \frac{(6x)^n}{n!}$

115.  $\sum_{n=0}^{\infty} \frac{(-1)^n(5x)^{2n+1}}{(2n+1)!}$     117. 0.5

**P.S. Problem Solving** (page 683)

1. (a) 1    (b) Answers will vary. Sample answer:  $0, \frac{1}{3}, \frac{2}{3}$   
(c) 0
3. Proof    5. (a) Proof    (b) Yes    (c) Any distance
7. (a)  $\sum_{n=0}^{\infty} \frac{x^{n+2}}{(n+2)n!}, \frac{1}{2}$     (b)  $\sum_{n=0}^{\infty} \frac{(n+1)x^n}{n!}; 5.4366$
9. For  $a = b$ , the series converges conditionally. For no values of  $a$  and  $b$  does the series converge absolutely.
11. Proof    13. (a) and (b) Proofs
15. (a) The height is infinite.    (b) The surface area is infinite.  
(c) Proof

**Chapter 10**

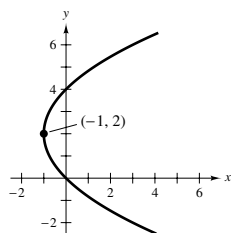
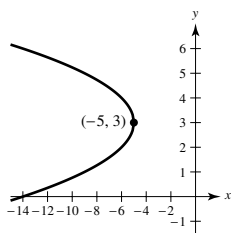
**Section 10.1** (page 696)

1. A parabola is the set of all points that are equidistant from a fixed line, the directrix, and a fixed point, the focus, not on the line. An ellipse is the set of all points the sum of whose distances from two distinct fixed points called foci is constant. A hyperbola is the set of all points whose absolute value of the difference between the distances from two distinct fixed points called foci is constant.

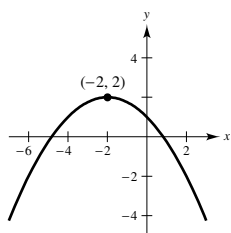
3. (a)  $0 < e < 1$   
(b) As  $e$  gets closer to 1, the graph of the ellipse flattens.

5. a    6. e    7. c    8. b    9. f    10. d

11. Vertex:  $(-5, 3)$     13. Vertex:  $(-1, 2)$   
Focus:  $(-\frac{21}{4}, 3)$     Focus:  $(0, 2)$   
Directrix:  $x = -\frac{19}{4}$     Directrix:  $x = -2$

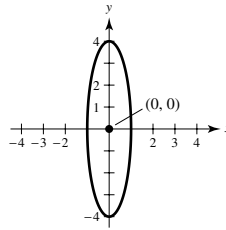


15. Vertex:  $(-2, 2)$   
Focus:  $(-2, 1)$   
Directrix:  $y = 3$

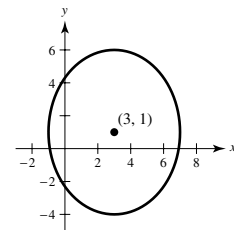


17.  $(y - 4)^2 = 4(-2)(x - 5)$     19.  $(x - 0)^2 = 4(8)(y - 5)$
21.  $(x - 1)^2 = 4(-\frac{1}{3})(y + 1)$     23.  $(x - \frac{7}{5})^2 = 4(\frac{3}{20})(y + \frac{4}{5})$

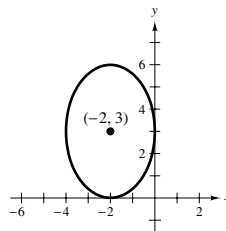
25. Center:  $(0, 0)$   
Foci:  $(0, \pm\sqrt{15})$   
Vertices:  $(0, \pm 4)$   
 $e = \frac{\sqrt{15}}{4}$



27. Center:  $(3, 1)$   
Foci:  $(3, 4), (3, -2)$   
Vertices:  $(3, 6), (3, -4)$   
 $e = \frac{3}{5}$



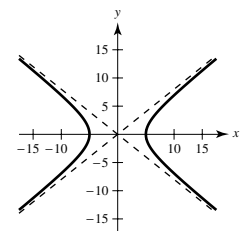
29. Center:  $(-2, 3)$   
Foci:  $(-2, 3 \pm \sqrt{5})$   
Vertices:  $(-2, 6), (-2, 0)$   
 $e = \frac{\sqrt{5}}{3}$



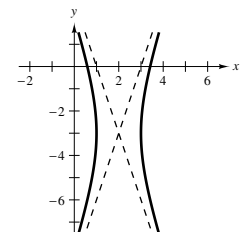
31.  $\frac{x^2}{36} + \frac{y^2}{11} = 1$     33.  $\frac{(x - 3)^2}{9} + \frac{(y - 5)^2}{16} = 1$

35.  $\frac{x^2}{16} + \frac{7y^2}{16} = 1$

37. Center:  $(0, 0)$   
Foci:  $(\pm\sqrt{41}, 0)$   
Vertices:  $(\pm 5, 0)$   
 $e = \frac{\sqrt{41}}{5}$   
Asymptotes:  $y = \pm \frac{4}{5}x$



39. Center:  $(2, -3)$   
Foci:  $(2 \pm \sqrt{10}, -3)$   
Vertices:  $(1, -3), (3, -3)$   
 $e = \sqrt{10}$   
Asymptotes:  $y = -3 \pm 3(x - 2)$



41.  $\frac{x^2}{1} - \frac{y^2}{25} = 1$     43.  $\frac{y^2}{9} - \frac{(x - 2)^2}{9/4} = 1$

45.  $\frac{y^2}{4} - \frac{x^2}{12} = 1$     47.  $\frac{(x - 3)^2}{9} - \frac{(y - 2)^2}{4} = 1$

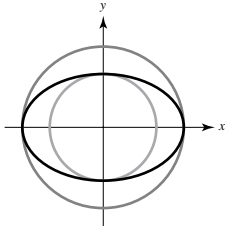
49. (a)  $(6, \sqrt{3}): 2x - 3\sqrt{3}y - 3 = 0$   
 $(6, -\sqrt{3}): 2x + 3\sqrt{3}y - 3 = 0$   
(b)  $(6, \sqrt{3}): 9x + 2\sqrt{3}y - 60 = 0$   
 $(6, -\sqrt{3}): 9x - 2\sqrt{3}y - 60 = 0$

51. Parabola    53. Hyperbola    55. Circle

57. (a) Ellipse    (b) Hyperbola    (c) Circle  
(d) Answers will vary. Sample answer: Eliminate the  $y^2$ -term.

59. Recall that  $0 \leq \sin^2 \theta \leq 1$ . The circumference is given by

$$C = 4 \int_0^{\pi/2} \sqrt{a^2 - (a^2 - b^2) \sin^2 \theta} d\theta$$



61.  $\frac{9}{4}$  m    63. (a) Proof    (b)  $(3, -3)$     65.  $y = \frac{1}{180}x^2$

67.  $\frac{16(4 + 3\sqrt{3} - 2\pi)}{3} \approx 15.536$  ft<sup>2</sup>

69. Minimum distance: 147,099,713.4 km  
Maximum distance: 152,096,286.6 km

71.  $e \approx 0.1373$     73.  $e \approx 0.9671$

75. (a) Area =  $2\pi$

(b) Volume =  $\frac{8\pi}{3}$   
Surface area =  $\frac{2\pi(9 + 4\sqrt{3}\pi)}{9} \approx 21.48$

(c) Volume =  $\frac{16\pi}{3}$   
Surface area =  $\frac{4\pi[6 + \sqrt{3} \ln(2 + \sqrt{3})]}{3} \approx 34.69$

77. 37.96    79. 40    81.  $\frac{(x-6)^2}{9} - \frac{(y-2)^2}{7} = 1$

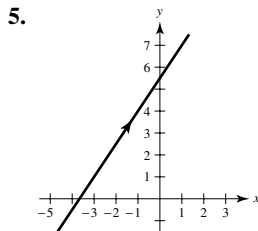
83. 110.3 mi    85. Proof

87. False. See the definition of a parabola.    89. True

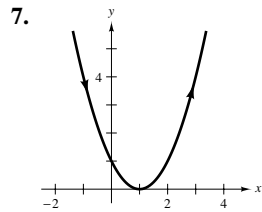
91. True    93. Putnam Problem B4, 1976

**Section 10.2 (page 707)**

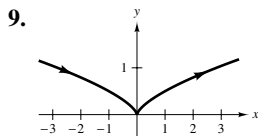
- The position, direction, and speed at a given time
- Different parametric representations can be used to represent various speeds at which objects travel along a given path.



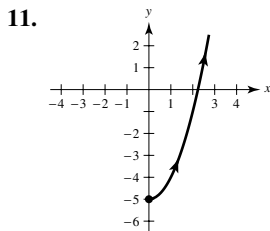
$3x - 2y + 11 = 0$



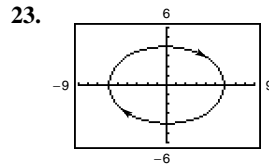
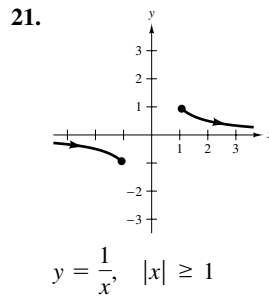
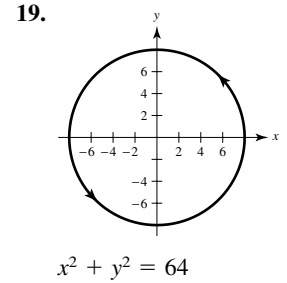
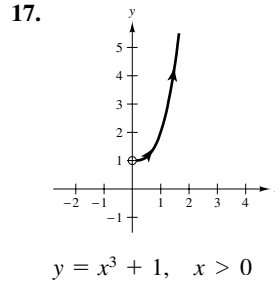
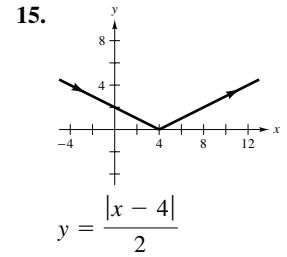
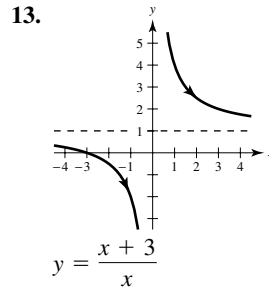
$y = (x - 1)^2$



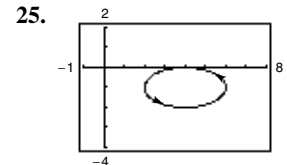
$y = \frac{1}{2}x^{2/3}$



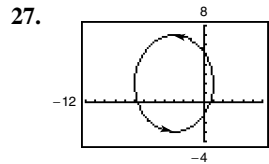
$y = x^2 - 5, \quad x \geq 0$



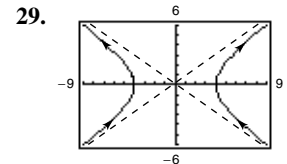
$\frac{x^2}{36} + \frac{y^2}{16} = 1$



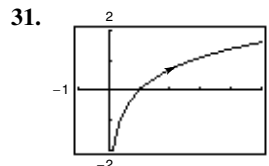
$\frac{(x-4)^2}{4} + \frac{(y+1)^2}{1} = 1$



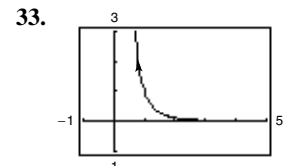
$\frac{(x+3)^2}{16} + \frac{(y-2)^2}{25} = 1$



$\frac{x^2}{16} - \frac{y^2}{9} = 1$



$y = \ln x$



$y = \frac{1}{x^3}, \quad x > 0$

35. Both curves represent the parabola  $y = x^2$ .

	Domain	Orientation	Smooth
(a)	$-\infty < x < \infty$	Left to right	Yes
(b)	$-\infty < x < \infty$	Right to left	Yes

37. Each curve represents a portion of the line  $y = 2x + 1$ .

Domain	Orientation	Smooth
(a) $-\infty < x < \infty$	Up	Yes
(b) $-1 \leq x \leq 1$	Oscillates	No, $\frac{dx}{d\theta} = \frac{dy}{d\theta} = 0$ when $\theta = 0, \pm\pi, \pm 2\pi, \dots$
(c) $0 < x < \infty$	Down	Yes
(d) $0 < x < \infty$	Up	Yes

39.  $y - y_1 = \frac{y_2 - y_1}{x_2 - x_1}(x - x_1)$       41.  $\frac{(x - h)^2}{a^2} + \frac{(y - k)^2}{b^2} = 1$

43.  $x = 4t$   
 $y = -7t$   
(Solution is not unique.)

45.  $x = 1 + 2 \cos \theta$   
 $y = 1 + 2 \sin \theta$   
(Solution is not unique.)

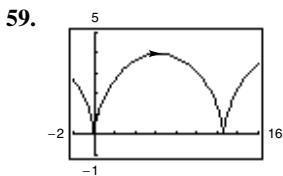
47.  $x = 2 + 5 \cos \theta$   
 $y = 4 \sin \theta$   
(Solution is not unique.)

49.  $x = 2 \tan \theta$   
 $y = \sec \theta$   
(Solution is not unique.)

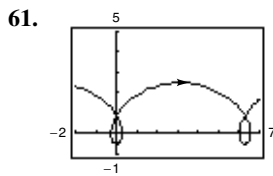
51.  $x = t$   
 $y = 6t - 5$   
 $x = t + 1$   
 $y = 6t + 1$   
(Solution is not unique.)

53.  $x = t$   
 $y = t^3$   
 $x = \tan t$   
 $y = \tan^3 t$   
(Solution is not unique.)

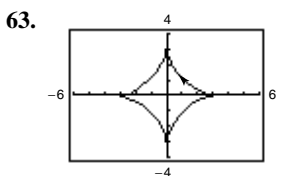
55.  $x = t + 3, y = 2t + 1$



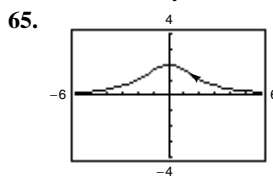
Not smooth at  $\theta = 2n\pi$



Smooth everywhere



Not smooth at  $\theta = \frac{1}{2}n\pi$



Smooth everywhere

67. The orientation moves right to left on  $[-1, 0]$  and left to right on  $[0, 1]$ , failing to determine a definite direction.

69. No. In the interval  $0 < \theta < \pi$ ,  $\cos \theta = \cos(-\theta)$  and  $\sin^2 \theta = \sin^2(-\theta)$ . So, the parameter was not changed.

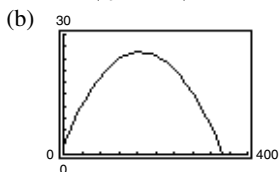
71. d; (4, 0) is on the graph.      73. b; (1, 0) is on the graph.

75.  $x = a\theta - b \sin \theta, y = a - b \cos \theta$

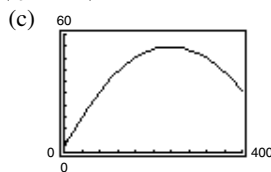
77. False. The graph of the parametric equations is the portion of the line  $y = x$  when  $x \geq 0$ .

79. True

81. (a)  $x = \left(\frac{440}{3} \cos \theta\right)t, y = 3 + \left(\frac{440}{3} \sin \theta\right)t - 16t^2$



Not a home run



Home run

(d)  $19.4^\circ$

**Section 10.3 (page 715)**

- The slope of the curve at  $(x, y)$
- Horizontal tangent lines when  $dy/dt = 0$  and  $dx/dt \neq 0$  for some value of  $t$ ; vertical tangent lines when  $dx/dt = 0$  and  $dy/dt \neq 0$  for some value of  $t$

5.  $-\frac{3}{t}$       7.  $-1$

9.  $\frac{dy}{dx} = \frac{3}{4} \frac{d^2y}{dx^2} = 0$ ; Neither concave upward nor concave downward

11.  $\frac{dy}{dx} = 2t + 3, \frac{d^2y}{dx^2} = 2$   
At  $t = -2, \frac{dy}{dx} = -1, \frac{d^2y}{dx^2} = 2$ ; Concave upward

13.  $\frac{dy}{dx} = -\cot \theta, \frac{d^2y}{dx^2} = -\frac{(\csc \theta)^3}{4}$   
At  $\theta = \frac{\pi}{4}, \frac{dy}{dx} = -1, \frac{d^2y}{dx^2} = -\frac{\sqrt{2}}{2}$ ; Concave downward

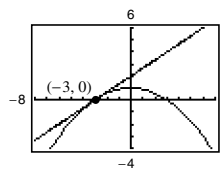
15.  $\frac{dy}{dx} = 2 \csc \theta, \frac{d^2y}{dx^2} = -2 \cot^3 \theta$   
At  $\theta = -\frac{\pi}{3}, \frac{dy}{dx} = -\frac{4\sqrt{3}}{3}, \frac{d^2y}{dx^2} = \frac{2\sqrt{3}}{9}$ ;  
Concave upward

17.  $\frac{dy}{dx} = -\tan \theta, \frac{d^2y}{dx^2} = \sec^4 \theta \csc \frac{\theta}{3}$   
At  $\theta = \frac{\pi}{4}, \frac{dy}{dx} = -1, \frac{d^2y}{dx^2} = \frac{4\sqrt{2}}{3}$ ; Concave upward

19.  $\left(-\frac{2}{\sqrt{3}}, \frac{3}{2}\right): 3\sqrt{3}x - 8y + 18 = 0$   
 $(0, 2): y - 2 = 0$   
 $\left(2\sqrt{3}, \frac{1}{2}\right): \sqrt{3}x + 8y - 10 = 0$

21.  $(0, 0): 2y - x = 0$   
 $(-3, -1): y + 1 = 0$   
 $(-3, 3): 2x - y + 9 = 0$

23. (a) and (d)

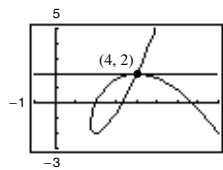


(b) At  $t = -\frac{1}{2}, \frac{dx}{dt} = 6, \frac{dy}{dt} = 4,$

and  $\frac{dy}{dx} = \frac{2}{3}.$

(c)  $y = \frac{2}{3}x + 2$

25. (a) and (d)



(b) At  $t = -1, \frac{dx}{dt} = -3,$

$\frac{dy}{dt} = 0,$  and  $\frac{dy}{dx} = 0.$

(c)  $y = 2$

27.  $y = \pm \frac{3}{4}x$       29.  $y = 3x - 5$  and  $y = 1$

31. Horizontal:  $(-1, -\pi), (-1, \pi), (1, 2\pi), (1, -2\pi)$

Vertical:  $\left(\frac{\pi}{2}, 1\right), \left(\frac{\pi}{2}, -1\right), \left(-\frac{3\pi}{2}, 1\right), \left(-\frac{3\pi}{2}, -1\right)$

33. Horizontal:  $(9, 0)$

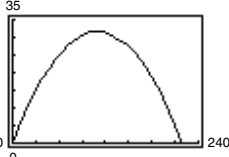
Vertical: None

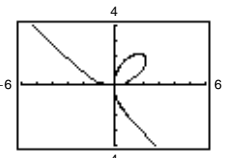
35. Horizontal:  $(2, 22), (6, -10)$

Vertical: None

37. Horizontal:  $(0, 7), (0, -7)$   
 Vertical:  $(7, 0), (-7, 0)$   
 39. Horizontal:  $(5, -1), (5, -3)$     41. Horizontal: None  
 Vertical:  $(8, -2), (2, -2)$     Vertical:  $(4, 0)$   
 43. Concave downward:  $-\infty < t < 0$   
 Concave upward:  $0 < t < \infty$   
 45. Concave upward:  $t > 0$   
 47. Concave downward:  $0 < t < \frac{\pi}{2}$

Concave upward:  $\frac{\pi}{2} < t < \pi$

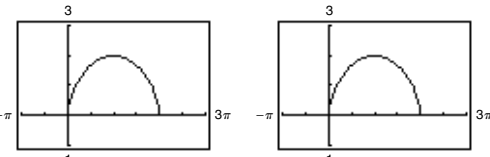
49.  $4\sqrt{13} \approx 14.422$     51.  $\sqrt{2}(1 - e^{-\pi/2}) \approx 1.12$   
 53.  $\frac{1}{12}[\ln(\sqrt{37} + 6) + 6\sqrt{37}] \approx 3.249$     55.  $6a$     57.  $8a$   
 59. (a)  (b) 219.2 ft    (c) 230.8 ft

61. (a)  (b)  $(0, 0), \left(\frac{4\sqrt[3]{2}}{3}, \frac{4\sqrt[3]{4}}{3}\right)$   
 (c) About 6.557

63. (a)  $27\pi\sqrt{13}$     (b)  $18\pi\sqrt{13}$     65.  $50\pi$     67.  $\frac{12\pi a^2}{5}$

69.  $S = 2\pi \int_0^2 (t+2)\sqrt{9t^4+1} dt \approx 185.78$

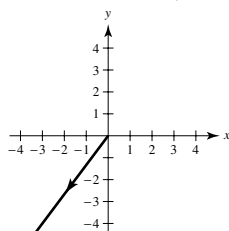
71.  $S = 2\pi \int_0^{\pi/2} (\sin \theta \cos \theta \sqrt{4 \cos^2 \theta + 1}) d\theta$   
 $= \frac{(5\sqrt{5} - 1)\pi}{6}$   
 $\approx 5.330$

73. (a) 

(b) The average speed of the particle on the second path is twice the average speed of the particle on the first path.

(c)  $4\pi$

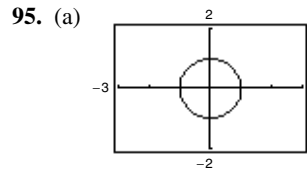
75. Answers will vary. Sample answer: Let  $x = -3t, y = -4t$ .



77. Proof    79.  $\frac{3\pi}{2}$     81. d    82. b    83. f    84. c  
 85. a    86. e    87.  $\left(\frac{3}{4}, \frac{8}{5}\right)$     89.  $288\pi$

91. (a)  $\frac{dy}{dx} = \frac{\sin \theta}{1 - \cos \theta} \frac{d^2y}{dx^2} = -\frac{1}{a(\cos \theta - 1)^2}$   
 (b)  $y = (2 + \sqrt{3})\left[x - a\left(\frac{\pi}{6} - \frac{1}{2}\right)\right] + a\left(1 - \frac{\sqrt{3}}{2}\right)$   
 (c)  $(a(2n+1)\pi, 2a)$   
 (d) Concave downward on  $(0, 2\pi), (2\pi, 4\pi), \text{etc.}$   
 (e)  $s = 8a$

93. Proof



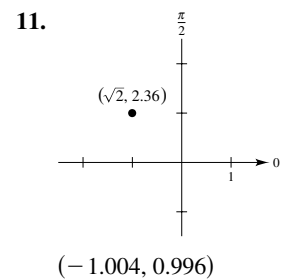
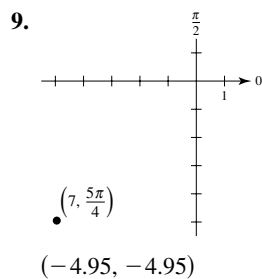
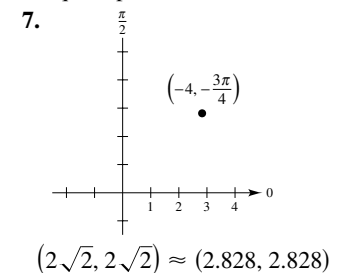
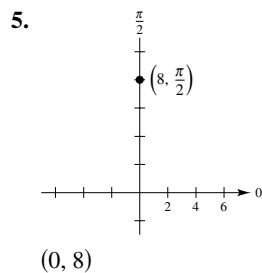
- (b) Circle of radius 1 and center at  $(0, 0)$  except the point  $(-1, 0)$   
 (c) As  $t$  increases from  $-20$  to  $0$ , the speed increases, and as  $t$  increases from  $0$  to  $20$ , the speed decreases.

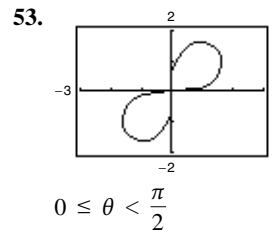
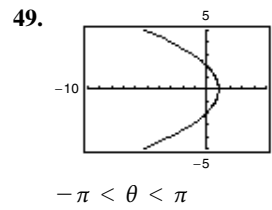
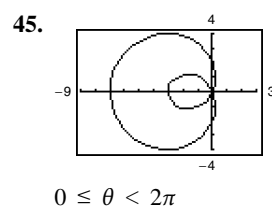
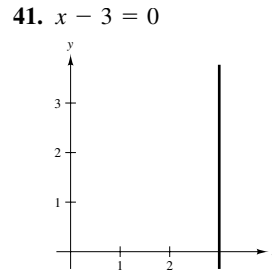
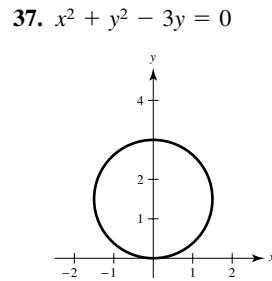
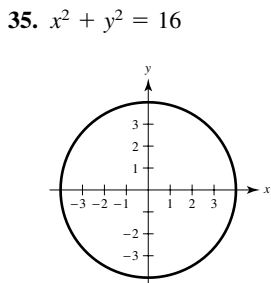
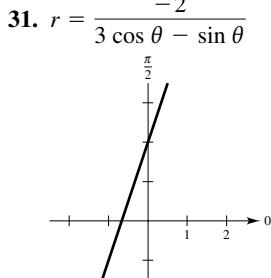
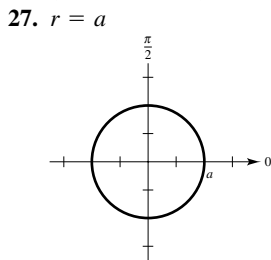
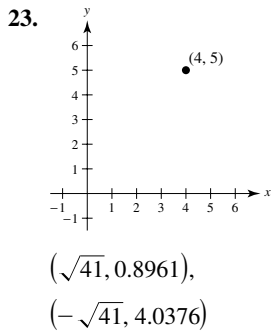
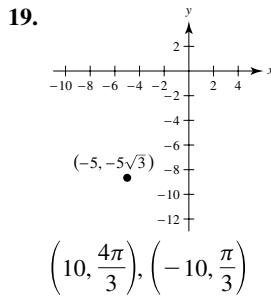
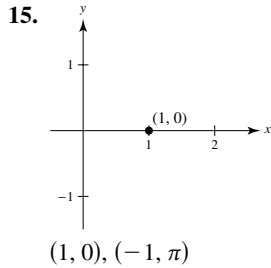
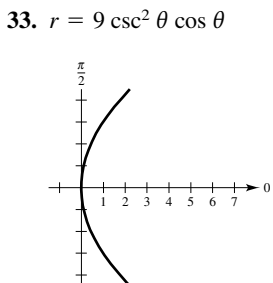
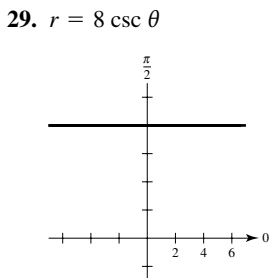
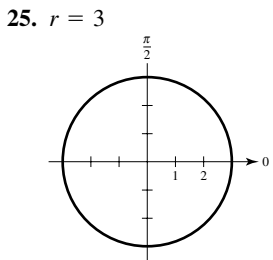
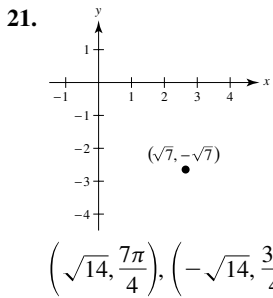
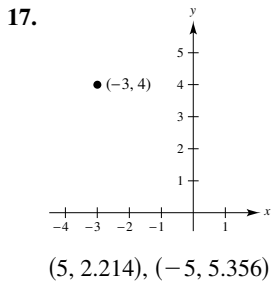
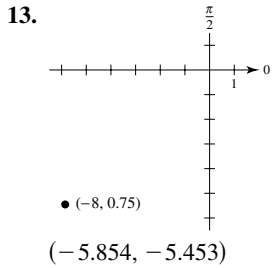
97. False.  $\frac{d^2y}{dx^2} = \frac{\frac{d}{dt}\left[\frac{g'(t)}{f'(t)}\right]}{\left[\frac{f'(t)}{f'(t)}\right]^3} = \frac{f'(t)g''(t) - g'(t)f''(t)}{[f'(t)]^3}$ .

99. False. The resulting rectangular equation is a line.

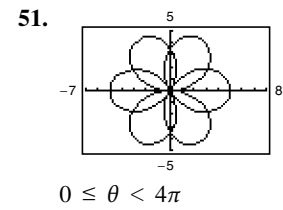
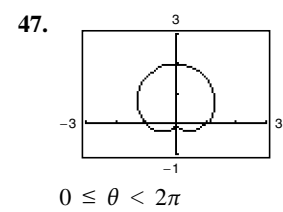
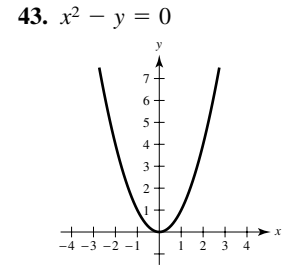
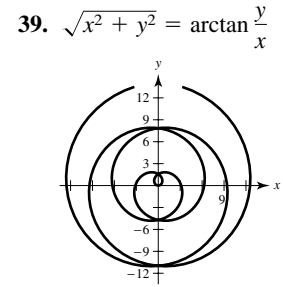
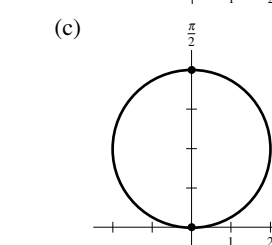
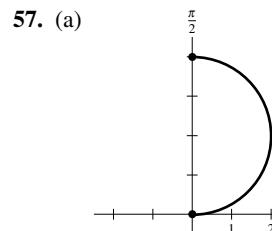
**Section 10.4 (page 726)**

- $r$  is the directed distance from the origin to the point in the plane.  $\theta$  is the directed angle, counterclockwise from the polar axis to the segment from the origin to the point in the plane.
- The rectangular coordinate system is a collection of points of the form  $(x, y)$ , where  $x$  is the directed distance from the  $y$ -axis to the point and  $y$  is the directed distance from the  $x$ -axis to the point. Every point has a unique representation. The polar coordinate system is a collection of points of the form  $(r, \theta)$ , where  $r$  is the directed distance from the origin  $O$  to a point  $P$  and  $\theta$  is the directed angle, measured counterclockwise, from the polar axis to the segment  $\overline{OP}$ . Polar coordinates do not have unique representations.





55.  $(x - h)^2 + (y - k)^2 = h^2 + k^2$   
 Radius:  $\sqrt{h^2 + k^2}$   
 Center:  $(h, k)$



59.  $\sqrt{17}$     61. About 5.6

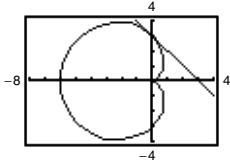
63.  $\frac{dy}{dx} = \frac{-2 \cos \theta \sin \theta + 2 \cos \theta (1 - \sin \theta)}{-2 \cos \theta \cos \theta - 2 \sin \theta (1 - \sin \theta)}$

(2, 0):  $\frac{dy}{dx} = -1$

$(3, \frac{7\pi}{6})$ :  $\frac{dy}{dx}$  is undefined.

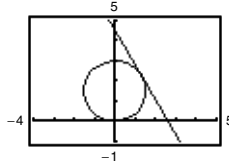
$(4, \frac{3\pi}{2})$ :  $\frac{dy}{dx} = 0$

65. (a) and (b)



(c)  $\frac{dy}{dx} = -1$

67. (a) and (b)



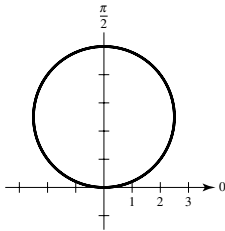
(c)  $\frac{dy}{dx} = -\sqrt{3}$

69. Horizontal:  $(2, \frac{3\pi}{2}), (\frac{1}{2}, \frac{\pi}{6}), (\frac{1}{2}, \frac{5\pi}{6})$

Vertical:  $(\frac{3}{2}, \frac{7\pi}{6}), (\frac{3}{2}, \frac{11\pi}{6})$

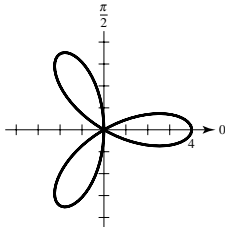
71.  $(5, \frac{\pi}{2}), (1, \frac{3\pi}{2})$

73.



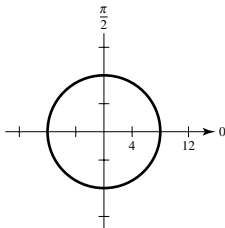
$\theta = 0$

77.

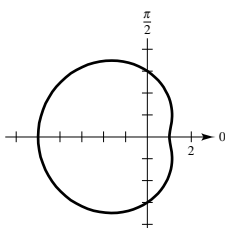


$\theta = \frac{\pi}{6}, \frac{\pi}{2}, \frac{5\pi}{6}$

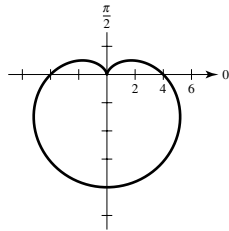
81.



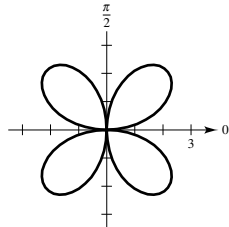
85.



75.

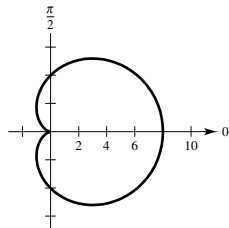


79.

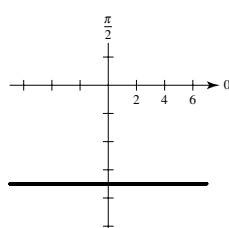


$\theta = 0, \frac{\pi}{2}$

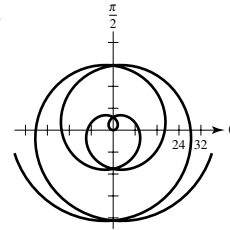
83.



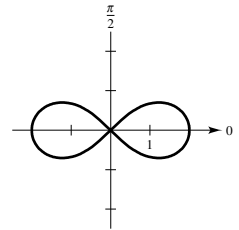
87.



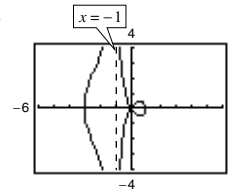
89.



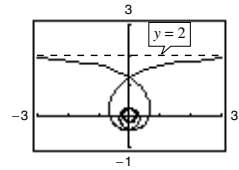
91.



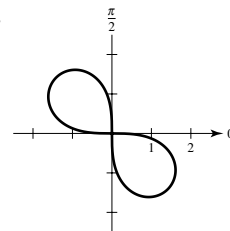
93.



95.



97.



99. (a) To test for symmetry about the  $x$ -axis, replace  $(r, \theta)$  by  $(r, -\theta)$  or  $(-r, \pi - \theta)$ . If the substitution yields an equivalent equation, then the graph is symmetric about the  $x$ -axis.

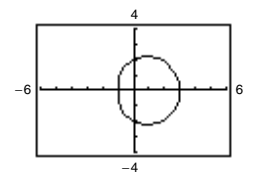
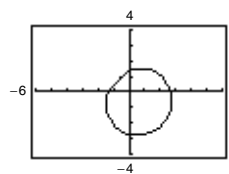
(b) To test for symmetry about the  $y$ -axis, replace  $(r, \theta)$  by  $(r, \pi - \theta)$  or  $(-r, -\theta)$ . If the substitution yields an equivalent equation, then the graph is symmetric about the  $y$ -axis.

101. Proof

103. (a)  $r = 2 - \sin(\theta - \frac{\pi}{4})$

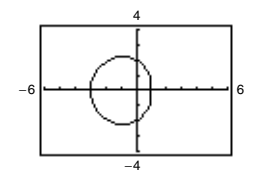
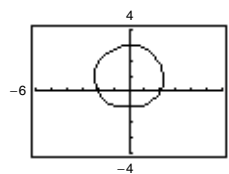
(b)  $r = 2 + \cos \theta$

$= 2 - \frac{\sqrt{2}(\sin \theta - \cos \theta)}{2}$

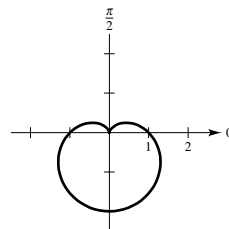


(c)  $r = 2 + \sin \theta$

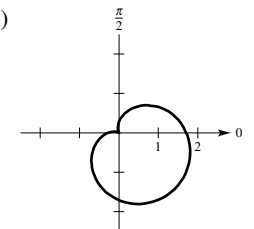
(d)  $r = 2 - \cos \theta$

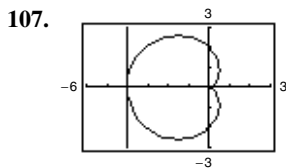


105. (a)

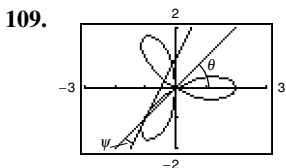


(b)

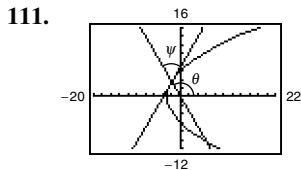




$$\psi = \frac{\pi}{2}$$



$$\psi = \arctan \frac{1}{3} \approx 18.4^\circ$$



$$\psi = \frac{\pi}{3}, 60^\circ$$

113. True    115. True

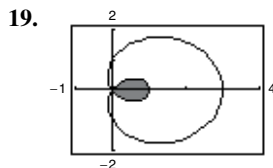
**Section 10.5 (page 735)**

1. Check that  $f$  is continuous and either nonnegative or nonpositive on the interval of consideration.

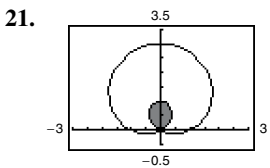
3.  $8 \int_0^{\pi/2} \sin^2 \theta \, d\theta$     5.  $\frac{1}{2} \int_{\pi/2}^{3\pi/2} (3 - 2 \sin \theta)^2 \, d\theta$     7.  $9\pi$

9.  $\frac{\pi}{3}$     11.  $\frac{\pi}{16}$     13.  $\frac{97\pi}{4} - 60 \approx 16.184$     15.  $\frac{33\pi}{2}$

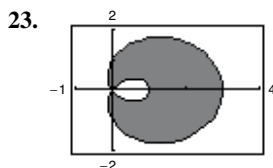
17. 4



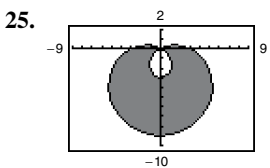
$$\frac{2\pi - 3\sqrt{3}}{2}$$



$$\frac{2\pi - 3\sqrt{3}}{2}$$



$$\pi + 3\sqrt{3}$$

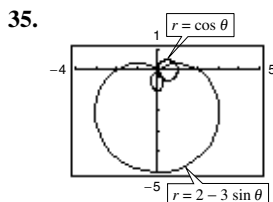


$$9\pi + 27\sqrt{3}$$

27.  $(1, \frac{\pi}{2}), (1, \frac{3\pi}{2}), (0, 0)$

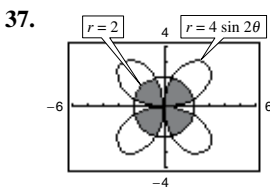
29.  $(\frac{2 - \sqrt{2}}{2}, \frac{3\pi}{4}), (\frac{2 + \sqrt{2}}{2}, \frac{7\pi}{4}), (0, 0)$

31.  $(\frac{3}{2}, \frac{\pi}{6}), (\frac{3}{2}, \frac{5\pi}{6}), (0, 0)$     33. (2, 4), (-2, -4)

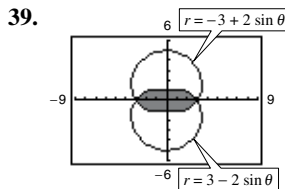


(0, 0), (0.935, 0.363), (0.535, -1.006)

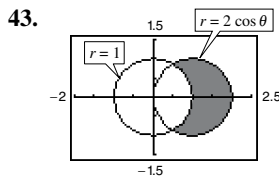
The graphs reach the pole at different times ( $\theta$ -values).



$$\frac{4}{3}(4\pi - 3\sqrt{3})$$



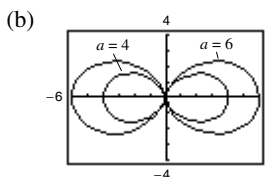
$$11\pi - 24$$



$$\frac{\pi}{3} + \frac{\sqrt{3}}{2}$$

45.  $\frac{5\pi a^2}{4}$     47.  $\frac{a^2}{2}(\pi - 2)$

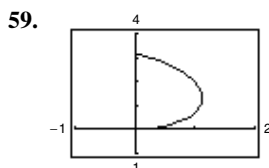
49. (a)  $(x^2 + y^2)^{3/2} = ax^2$



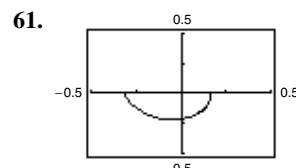
(c)  $\frac{15\pi}{2}$

51. The area enclosed by the function is  $\frac{\pi a^2}{4}$  if  $n$  is odd and is  $\frac{\pi a^2}{2}$  if  $n$  is even.

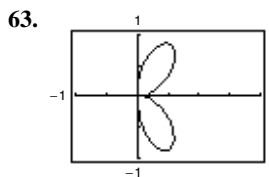
53.  $\frac{4\pi}{3}$     55.  $4\pi$     57. 8



About 4.16



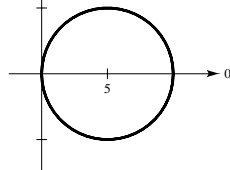
About 0.71



About 4.39

65.  $36\pi$     67.  $\frac{2\pi\sqrt{1+a^2}}{1+4a^2}(e^{\pi a} - 2a)$     69. 21.87

71. (a)  $\frac{\pi}{2}$     (b)  $0 \leq \theta < \pi$     (c) and (d)  $25\pi$



73. Answers will vary. Sample answer:  $f(\theta) = \cos^2 \theta + 1$ ,  $g(\theta) = -\frac{3}{2}$

75.  $40\pi^2$

77. (a)  $16\pi$

(b)

$\theta$	0.2	0.4	0.6	0.8	1.0	1.2	1.4
A	6.32	12.14	17.06	20.80	23.27	24.60	25.08

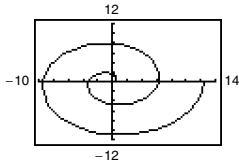
(c) and (d) For  $\frac{1}{4}$  of area ( $4\pi \approx 12.57$ ): 0.42

For  $\frac{1}{2}$  of area ( $8\pi \approx 25.13$ ):  $1.57\left(\frac{\pi}{2}\right)$

For  $\frac{3}{4}$  of area ( $12\pi \approx 37.70$ ): 2.73

(e) No; Answers will vary.

79. (a)



The graph becomes larger and more spread out. The graph is reflected over the y-axis.

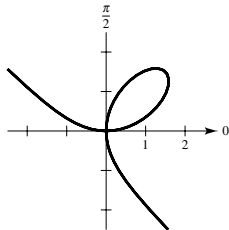
(b)  $(n\pi, n\pi)$ , where  $n = 1, 2, 3, \dots$

(c) About 21.26 (d)  $\frac{4}{3\pi^3}$

81.  $r = \sqrt{2} \cos \theta$

83. (a)  $r = \frac{3 \cos \theta \sin \theta}{\cos^3 \theta + \sin^3 \theta}$

(b)



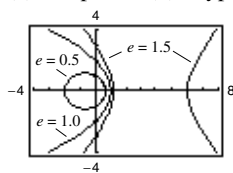
(c)  $\frac{3}{2}$

**Section 10.6 (page 743)**

1. (a) Hyperbola (b) Parabola

(c) Ellipse (d) Hyperbola

3.

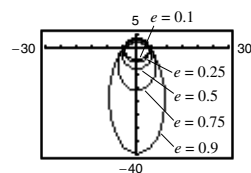


(a) Parabola

(b) Ellipse

(c) Hyperbola

5.



Ellipse

As  $e \rightarrow 1^-$ , the ellipse becomes more elliptical, and as  $e \rightarrow 0^+$ , it becomes more circular.

7. c

8. f

9. a

10. e

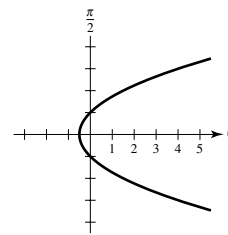
11. b

12. d

13.  $e = 1$

Distance = 1

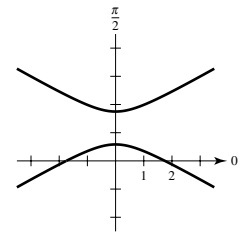
Parabola



15.  $e = 2$

Distance =  $\frac{7}{8}$

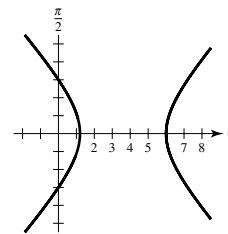
Hyperbola



17.  $e = \frac{3}{2}$

Distance = 2

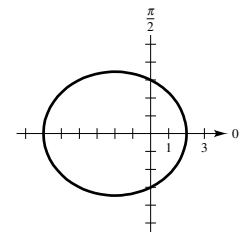
Hyperbola



19.  $e = \frac{1}{2}$

Distance = 6

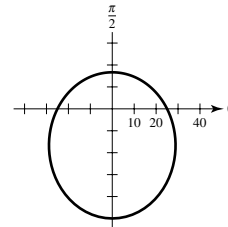
Ellipse



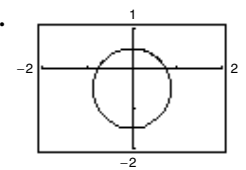
21.  $e = \frac{1}{2}$

Distance = 50

Ellipse



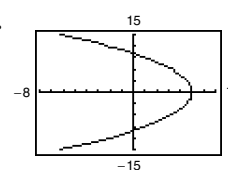
23.



Ellipse

$e = \frac{1}{2}$

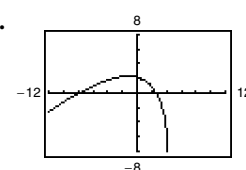
25.



Parabola

$e = 1$

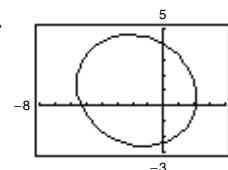
27.



Rotated  $\frac{\pi}{3}$  radian

counterclockwise.

29.



Rotated  $\frac{\pi}{6}$  radian clockwise.

31.  $r = \frac{8}{8 + 5 \cos\left(\theta + \frac{\pi}{6}\right)}$

33.  $r = \frac{3}{1 - \cos \theta}$

35.  $r = \frac{1}{4 + \sin \theta}$

37.  $r = \frac{8}{3 + 4 \cos \theta}$

39.  $r = \frac{2}{1 - \sin \theta}$

41.  $r = \frac{16}{5 + 3 \cos \theta}$

43.  $r = \frac{9}{4 - 5 \sin \theta}$



45. No. The flatness of the ellipse does not depend on the distance between foci.

47.  $r = \frac{4}{2 + \cos \theta}$     49. Proof

51.  $r^2 = \frac{9}{1 - (16/25) \cos^2 \theta}$     53.  $r^2 = \frac{-16}{1 - (25/9) \cos^2 \theta}$

55. 10.88    57. 1.88

59.  $r = \frac{7979.21}{1 - 0.9372 \cos \theta}$ , 11,015 mi

61.  $r = \frac{149,558,278.0560}{1 - 0.0167 \cos \theta}$   
 Perihelion: 147,101,680 km  
 Aphelion: 152,098,320 km

63.  $r = \frac{4,494,426,033}{1 - 0.0113 \cos \theta}$   
 Perihelion: 4,444,206,500 km  
 Aphelion: 4,545,793,500 km

65. Answers will vary. Sample answers:  
 (a)  $3.591 \times 10^{18} \text{ km}^2$ ; 9.322 yr  
 (b)  $\alpha \approx 0.361 + \pi$ ; Larger angle with the smaller ray to generate an equal area  
 (c) Part (a):  $1.583 \times 10^9 \text{ km}$ ;  $1.698 \times 10^8 \text{ km/yr}$   
 Part (b):  $1.610 \times 10^9 \text{ km}$ ;  $1.727 \times 10^8 \text{ km/yr}$

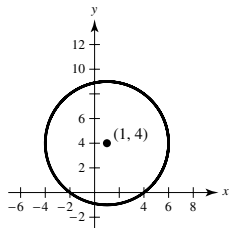
67. Proof

**Review Exercises for Chapter 10 (page 746)**

1. e    2. c    3. b    4. d    5. a    6. f

7. Circle

Center: (1, 4)  
 Radius: 5



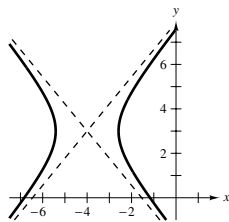
9. Hyperbola

Center: (-4, 3)  
 Vertices:  $(-4 \pm \sqrt{2}, 3)$   
 Foci:  $(-4 \pm \sqrt{5}, 3)$

$e = \sqrt{\frac{5}{2}}$

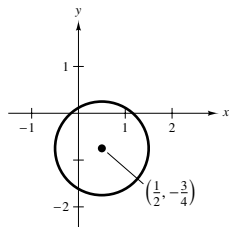
Asymptotes:

$y = 3 \pm \frac{\sqrt{3}}{\sqrt{2}}(x + 4)$



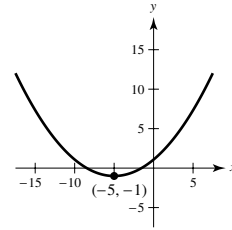
11. Circle

Center:  $(\frac{1}{2}, -\frac{3}{4})$   
 Radius: 1



13. Parabola

Vertex: (-5, -1)  
 Directrix:  $y = -4$   
 Focus: (-5, 2)



15.  $(y - 0)^2 = 4(2)(x - 7)$

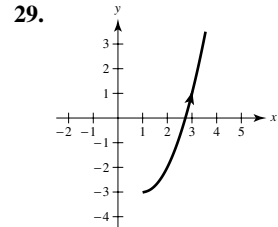
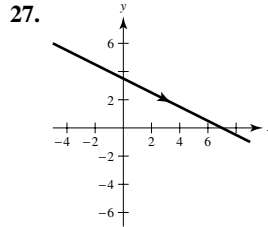
17.  $\frac{x^2}{36} + \frac{(y - 1)^2}{20} = 1$

19.  $\frac{(x - 3)^2}{5} + \frac{(y - 4)^2}{9} = 1$

21.  $\frac{y^2}{64} - \frac{x^2}{16} = 1$

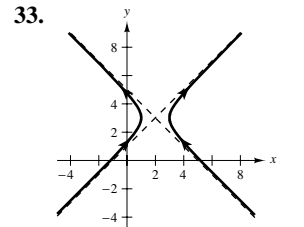
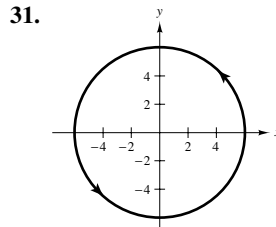
23.  $\frac{x^2}{49} - \frac{(y + 1)^2}{32} = 1$

25. (a) (0, 50)    (b) About 38,294.49



$x + 2y - 7 = 0$

$y = (x - 1)^2 - 3, x \geq 1$

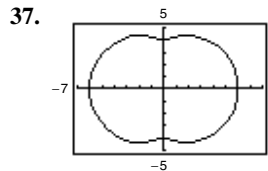


$x^2 + y^2 = 36$

$(x - 2)^2 - (y - 3)^2 = 1$

35.  $x = t, y = 4t + 3; x = t + 1, y = 4t + 7$

(Solution is not unique.)



39.  $\frac{dy}{dx} = -\frac{5}{6}, \frac{d^2y}{dx^2} = 0$

At  $t = 3, \frac{dy}{dx} = -\frac{5}{6}, \frac{d^2y}{dx^2} = 0$ ; Neither concave upward nor downward.

41.  $\frac{dy}{dx} = -2t^3, \frac{d^2y}{dx^2} = 6t^4$

At  $t = -2, \frac{dy}{dx} = 16, \frac{d^2y}{dx^2} = 96$ ; Concave upward

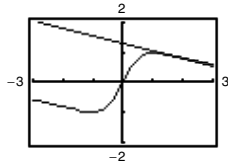
43.  $\frac{dy}{dx} = -e^{-2t}, \frac{d^2y}{dx^2} = \frac{2}{e^{3t}}$

At  $t = 1, \frac{dy}{dx} = -\frac{1}{e^2}, \frac{d^2y}{dx^2} = \frac{2}{e^3}$ ; Concave upward

45.  $\frac{dy}{dx} = -\cot \theta, \frac{d^2y}{dx^2} = -\frac{1}{10} \csc^3 \theta$

At  $\theta = \frac{\pi}{4}, \frac{dy}{dx} = -1, \frac{d^2y}{dx^2} = -\frac{\sqrt{2}}{5}$ ; Concave downward

47. (a) and (d)



(b)  $\frac{dx}{d\theta} = -4, \frac{dy}{d\theta} = 1, \frac{dy}{dx} = -\frac{1}{4}$  (c)  $y = -\frac{1}{4}x + \frac{3\sqrt{3}}{4}$

49. Horizontal: (5, 0)

51. Horizontal: (2, 2), (2, 0)

Vertical: None

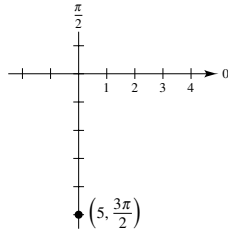
Vertical: (4, 1), (0, 1)

53.  $\frac{1}{54}(145^{3/2} - 1) \approx 32.315$

55. (a)  $25\pi$  (b)  $20\pi$

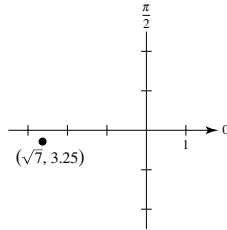
57.  $A = 3\pi$

59.



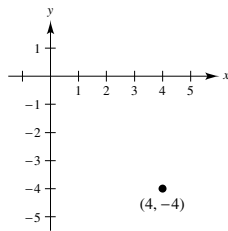
(0, -5)

61.



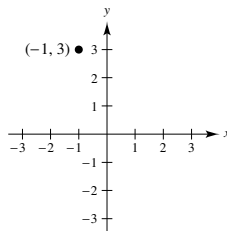
(-2.6302, -0.2863)

63.



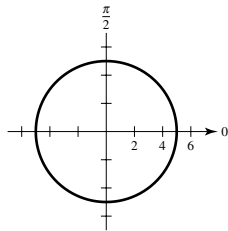
$(4\sqrt{2}, \frac{7\pi}{4}), (-4\sqrt{2}, \frac{3\pi}{4})$

65.

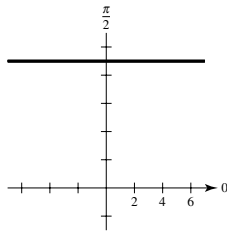


$(\sqrt{10}, 1.89), (-\sqrt{10}, 5.03)$

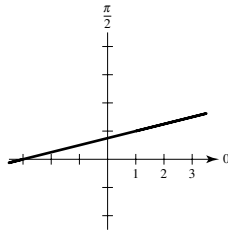
67.  $r = 5$



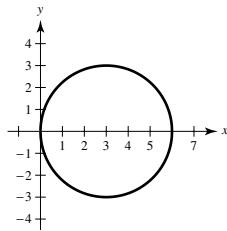
69.  $r = 9 \csc \theta$



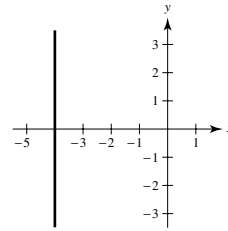
71.  $r = \frac{3}{4 \sin \theta - \cos \theta}$



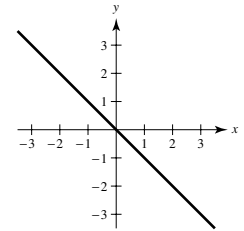
73.  $x^2 + y^2 - 6x = 0$



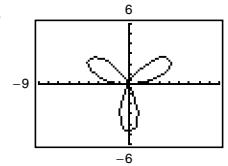
75.  $x = -4$



77.  $y = -x$

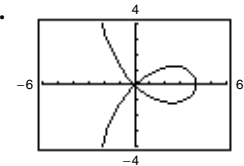


79.



$0 \leq \theta \leq \pi$

81.

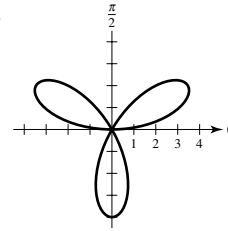


$0 \leq \theta \leq \pi$

83. Horizontal:  $(\frac{3}{2}, \frac{2\pi}{3}), (\frac{3}{2}, \frac{4\pi}{3})$

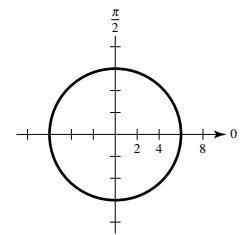
Vertical:  $(\frac{1}{2}, \frac{\pi}{3}), (2, \pi), (\frac{1}{2}, \frac{5\pi}{3})$

85.

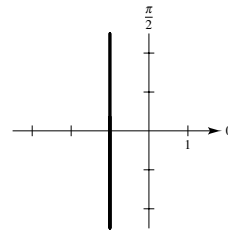


$\theta = 0, \frac{\pi}{3}, \frac{2\pi}{3}$

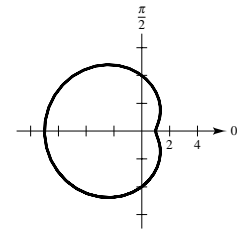
87. Circle



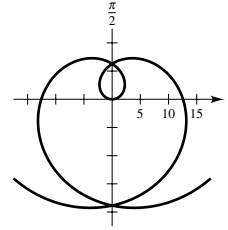
89. Line



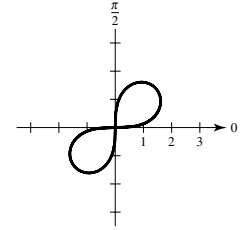
91. Limaçon



93. Spiral



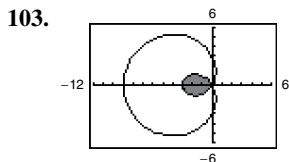
95. Lemniscate



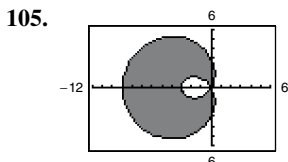
97.  $\frac{9\pi}{20}$

99.  $\frac{9\pi}{2}$

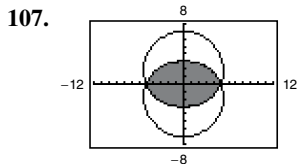
101.  $(1 + \frac{\sqrt{2}}{2}, \frac{3\pi}{4}), (1 - \frac{\sqrt{2}}{2}, \frac{7\pi}{4}), (0, 0)$



$$9\pi - \frac{27\sqrt{3}}{2}$$

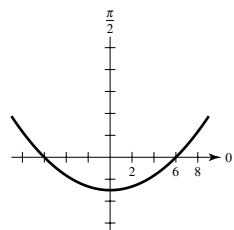


$$9\pi + 27\sqrt{3}$$



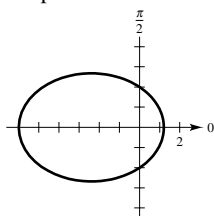
$$27\pi - 40$$

113.  $e = 1$   
Distance = 6  
Parabola

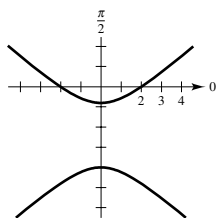


109.  $\frac{5\pi}{2}$     111.  $4\pi^2$

115.  $e = \frac{2}{3}$   
Distance = 3  
Ellipse



117.  $e = \frac{3}{2}$   
Distance =  $\frac{4}{3}$   
Hyperbola



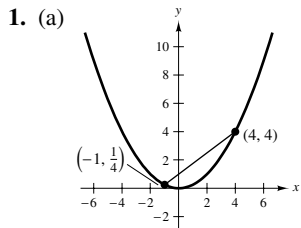
119.  $r = \frac{5}{1 + \cos \theta}$

121.  $r = \frac{9}{1 + 3 \sin \theta}$

123.  $r = \frac{4}{1 + \sin \theta}$

125.  $r = \frac{5}{3 - 2 \cos \theta}$

**P.S. Problem Solving** (page 749)

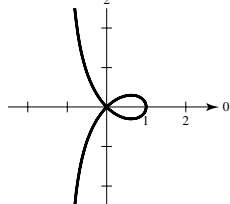


3. Proof

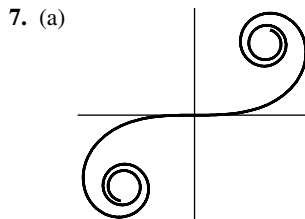
(b) and (c) Proofs

5. (a)  $y^2 = x^2 \left( \frac{1-x}{1+x} \right)$     (b)  $r = \cos 2\theta \cdot \sec \theta$

(c)  $\frac{\pi}{2}$     (d)  $y = x, y = -x$



(e)  $\left( \frac{\sqrt{5}-1}{2}, \pm \frac{\sqrt{5}-1}{2} \sqrt{-2+\sqrt{5}} \right)$



(b) Proof    (c)  $a; 2\pi$

Generated by Mathematica

9.  $A = \frac{1}{2}ab$     11.  $r^2 = 2 \cos 2\theta$

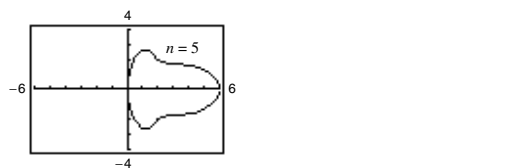
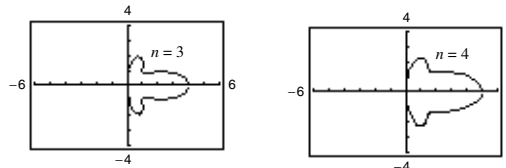
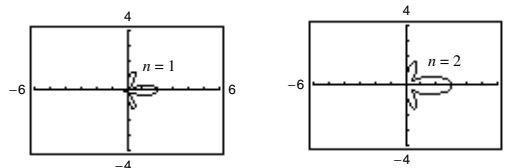
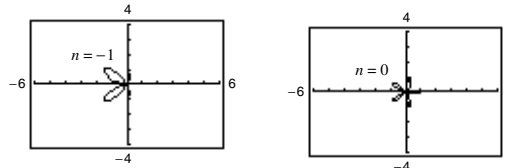
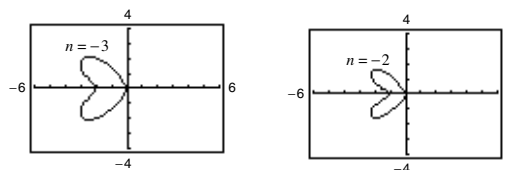
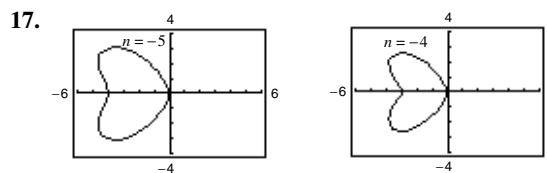
13.  $r = \frac{d}{\sqrt{2}} e^{((\pi/4)-\theta)}$ ,  $\theta \geq \frac{\pi}{4}$

15. (a)  $r = 2a \tan \theta \sin \theta$

(b)  $x = \frac{2at^2}{1+t^2}$

$y = \frac{2at^3}{1+t^2}$

(c)  $y^2 = \frac{x^3}{2a-x}$



$n = -1, -2, -3, -4, -5$  produce “hearts”;  $n = 1, 2, 3, 4, 5$  produce “bells”

# Index

## A

Abel, Niels Henrik (1802–1829), 232  
 Absolute convergence, 626  
 Absolute maximum of a function, 166  
 Absolute minimum of a function, 166  
 Absolute value, 54  
   derivative involving, 320  
   function, 22  
 Absolute Value Theorem, 592  
 Absolute zero, 78  
 Absolutely convergent series, 626  
 Acceleration, 128  
 Accumulation function, 287  
 Acute angle, 31  
 Additive Interval Property, 275  
 Agnesi, Maria Gaetana (1718–1799), 202  
 Algebraic function(s), 24, 25, 378  
 Alternating series, 623  
   geometric, 623  
   harmonic, 624, 626, 628  
 Alternating Series Remainder, 625  
 Alternating Series Test, 623  
 Alternative form  
   of the derivative, 105  
   of L'Hôpital's Rule, 364  
   of Log Rule for Integration, 324  
   of Mean Value Theorem, 177  
 Amplitude of a function, 37  
 Angle(s), 31  
   acute, 31  
   coterminal, 31  
   directed, 719  
   of incidence, 688  
   initial ray (or side) of, 31  
   obtuse, 31  
   radian measure of, 32  
   reference, 35  
   of reflection, 688  
   standard position of, 31  
   terminal ray (or side) of, 31  
   trigonometric values of common, 34  
   vertex of, 31  
 Antiderivative, 248  
   of  $f$  with respect to  $x$ , 249  
   finding by integration by parts, 523  
   general, 249  
   notation for, 249  
   representation of, 248  
 Antidifferentiation, 249  
   of a composite function, 296  
 Aphelion, 698, 745  
 Apogee, 698  
 Approximating zeros  
   bisection method, 82  
   Intermediate Value Theorem, 81  
   Newton's Method, 229  
 Approximation  
   linear, 235  
   Padé, 403

  polynomial, 640  
   Stirling's, 525  
   tangent line, 235  
   Two-point Gaussian Quadrature, 311  
 Arc length, 32, 474, 475  
   in parametric form, 713  
   of a polar curve, 733  
 Arccosecant function, 373  
 Arccosine function, 373  
 Arccotangent function, 373  
 Archimedes (287–212 B.C.), 260  
   Principle, 514  
   spiral of, 721, 737  
 Arcsecant function, 373  
 Arcsine function, 373  
   series for, 674  
 Arctangent function, 373  
   series for, 674  
 Area  
   found by exhaustion method, 260  
   in polar coordinates, 729  
   problem, 50  
   of a rectangle, 260  
   of a region between two curves, 445  
   of a region in the plane, 264  
   of a surface of revolution, 479  
   in parametric form, 714  
   in polar coordinates, 734  
 Astroid, 149  
 Asymptote(s)  
   horizontal, 200  
   of a hyperbola, 693  
   slant, 205, 211  
   vertical, 89  
 Average rate of change, 12  
 Average value of a function on an interval, 285  
 Average velocity, 116  
 Axis  
   conjugate, of a hyperbola, 693  
   major, of an ellipse, 689  
   minor, of an ellipse, 689  
   of a parabola, 687  
   polar, 719  
   of revolution, 454  
   transverse, of a hyperbola, 693

## B

Barrow, Isaac (1630–1677), 148  
 Base(s), 317, 352  
   of the natural exponential function, 352  
   of a natural logarithm, 317  
   other than  $e$   
     derivatives for, 354  
     exponential function, 352  
     logarithmic function, 353  
 Basic differentiation rules for elementary functions, 378

Basic equation obtained in a partial fraction decomposition, 552  
   guidelines for solving, 556  
 Basic integration rules, 250, 385, 516  
   procedures for fitting integrands to, 519  
 Basic limits, 63  
 Basic types of transformations, 23  
 Bernoulli equation, 438  
   general solution of, 438  
 Bernoulli, James (1654–1705), 706  
 Bernoulli, John (1667–1748), 550  
 Bessel function, 659  
 Bifolium, 149  
 Binomial coefficient, 679  
 Binomial series, 673  
 Bisection method, 82  
 Bounded  
   above, 595  
   below, 595  
   monotonic sequence, 595  
   sequence, 595  
 Brachistochrone problem, 706  
 Breteuil, Emilie de (1706–1749), 486  
 Bullet-nose curve, 141

## C

Cantor set, 683  
 Cardioid, 724, 725  
 Carrying capacity, 425, 427  
 Cassini, Giovanni Domenico (1625–1712), 728  
 Cassini oval, 728  
 Catenary, 393  
 Cauchy, Augustin-Louis (1789–1857), 79  
 Cavalieri's Theorem, 464  
 Center  
   of an ellipse, 689  
   of gravity, 496, 497  
   of a one-dimensional system, 496  
   of a two-dimensional system, 497  
   of a hyperbola, 693  
   of mass, 495, 496, 497  
   of a one-dimensional system, 495, 496  
   of a planar lamina, 498  
   of a two-dimensional system, 497  
   of a power series, 651  
 Centered at  $c$ , 640  
 Centroid, 499  
 Chain Rule, 133, 134, 139  
   and trigonometric functions, 138  
 Change in  $x$ , 101  
 Change in  $y$ , 101  
 Change of variables, 299  
   for definite integrals, 302  
   guidelines for making, 300  
   for homogeneous equations, 431  
 Charles, Jacques (1746–1823), 78  
 Charles's Law, 78

- Circle, 149, 686, 725
    - of curvature, 163
    - unit, 32
  - Circular function definitions of
    - trigonometric functions, 33
  - Circumscribed rectangle, 262
  - Cisoid, 149
    - of Diocles, 750
  - Classification of conics by eccentricity, 738
  - Coefficient(s), 24
    - binomial, 679
    - leading, 24
  - Collinear, 17
  - Combinations of functions, 25
  - Common logarithmic function, 353
  - Common types of behavior associated
    - with nonexistence of a limit, 55
  - Comparison Test
    - Direct, 616
    - for improper integrals, 580
    - Limit, 618
  - Completeness, 81, 595
  - Completing the square, 384
  - Composite function, 25
    - antidifferentiation of, 296
    - continuity of, 79
    - derivative of, 133
    - limit of, 65
  - Composition of functions, 25
  - Compound interest formulas, 356
  - Compounding, continuous, 356
  - Concave downward, 191
  - Concave upward, 191
  - Concavity, 191
    - test for, 192
  - Conditional convergence, 626
  - Conditionally convergent series, 626
  - Conic(s), 686
    - circle, 686
    - classification by eccentricity, 738
    - degenerate, 686
    - directrix of, 738
    - eccentricity, 738
    - ellipse, 686, 689
    - focus of, 738
    - hyperbola, 686, 693
    - parabola, 686, 687
    - polar equations of, 739
    - section, 686
  - Conjugate axis of a hyperbola, 693
  - Constant
    - Euler's, 615
    - force, 485
    - function, 24
    - gravitational, 487
    - of integration, 249
    - Multiple Rule, 113, 139
      - differential form, 238
      - for integration, 298
    - Rule, 110, 139
    - term of a polynomial function, 24
  - Continued fraction expansion, 683
  - Continuity
    - on a closed interval, 77
    - of a composite function, 79
    - differentiability implies, 106
    - and differentiability of inverse
      - functions, 337
    - implies integrability, 272
    - properties of, 79
  - Continuous, 74
    - at  $c$ , 63, 74
    - on the closed interval  $[a, b]$ , 77
    - compounding, 356
    - everywhere, 74
    - from the left and from the right, 77
    - on an open interval  $(a, b)$ , 74
  - Continuously differentiable, 474
  - Converge, 231, 589, 599
  - Convergence
    - absolute, 626
    - conditional, 626
    - endpoint, 654
    - of a geometric series, 601
    - of improper integral with infinite
      - discontinuities, 575
    - interval of, 652, 656
    - of Newton's Method, 231, 232
    - of a power series, 652
    - of  $p$ -series, 611
    - radius of, 652, 656
    - of a sequence, 589
    - of a series, 599
    - of Taylor series, 670
    - tests for series
      - Alternating Series Test, 623
      - Direct Comparison Test, 616
      - geometric series, 601
      - guidelines, 635
      - Integral Test, 609
      - Limit Comparison Test, 618
      - $p$ -series, 611
      - Ratio Test, 631
      - Root Test, 634
      - summary, 636
  - Convergent power series, form of, 668
  - Convergent series, limit of  $n$ th term of, 603
  - Conversion factors, 485, 494
  - Convex limaçon, 725
  - Coordinate conversion
    - polar to rectangular, 720
    - rectangular to polar, 720
  - Coordinate system, polar, 719
  - Coordinates
    - polar, 719
      - area in, 729
      - area of a surface of revolution in, 734
      - converting to rectangular, 720
      - Distance Formula in, 727
      - rectangular, converting to polar, 720
  - Copernicus, Nicolaus (1473–1543), 689
  - Cornu spiral, 749
  - Cosecant function, 33
    - derivative of, 126, 139
    - integral of, 329
    - inverse of, 373
      - derivative of, 376
  - Cosine function, 33
    - derivative of, 115, 139
    - integral of, 329
    - inverse of, 373
      - derivative of, 376
    - series for, 674
  - Cotangent function, 33
    - derivative of, 126, 139
    - integral of, 329
    - inverse of, 373
      - derivative of, 376
  - Coterminal angles, 31
  - Coulomb's Law, 487
  - Critical number(s)
    - of a function, 168
    - relative extrema occur only at, 168
  - Cruciform, 149
  - Cubic function, 24
  - Cubing function, 22
  - Curtate cycloid, 708
  - Curvature, circle of, 163
  - Curve(s)
    - astroid, 149
    - bifolium, 149
    - bullet-nose, 141
    - cisoid, 149
    - cruciform, 149
    - equipotential, 426
    - folium of Descartes, 149, 737
    - isothermal, 426
    - kappa, 148, 150
    - lemniscate, 44, 147, 150, 725
    - logistic, 427
    - piecewise smooth, 705
    - plane, 700
    - pursuit, 395
    - rectifiable, 474
    - rose, 722, 725
    - smooth, 474, 705
      - piecewise, 705
  - Curve sketching, summary of, 209
  - Cusps, 705
  - Cycloid, 705, 709
    - curtate, 708
    - prolate, 712
- ## D
- Darboux's Theorem, 246
  - Decay model, exponential, 416
  - Decomposition of  $N(x)/D(x)$  into partial
    - fractions, 551
  - Decreasing function, 181
    - test for, 181
  - Definite integral(s), 272
    - approximating
      - Midpoint Rule, 561
      - Simpson's Rule, 562
      - Trapezoidal Rule, 560
    - as the area of a region, 273

- change of variables, 302
- properties of, 276
- two special, 275
- Degenerate conic, 686
  - line, 686
  - point, 686
  - two intersecting lines, 686
- Degree of a polynomial function, 24
- Demand, 18
- Density, 498
- Dependent variable, 19
- Derivative(s)
  - alternative form, 105
  - Chain Rule, 133, 134, 139
  - of a composite function, 133
  - Constant Multiple Rule, 113, 139
  - Constant Rule, 110, 139
  - of cosecant function, 126, 139
  - of cosine function, 115, 139
  - of cotangent function, 126, 139
  - Difference Rule, 114, 139
  - of an exponential function, base  $a$ , 354
  - from the left and from the right, 105
  - of a function, 103
  - General Power Rule, 135, 139
  - higher-order, 128
  - of hyperbolic functions, 392
  - implicit, 145
  - of an inverse function, 337
  - of inverse trigonometric functions, 376
  - involving absolute value, 320
  - of a logarithmic function, base  $a$ , 354
  - of the natural exponential function, 344
  - of the natural logarithmic function, 318
  - notation, 103
  - parametric form, 710
    - higher-order, 711
  - Power Rule, 111, 139
  - Product Rule, 122, 139
  - Quotient Rule, 124, 139
  - of secant function, 126, 139
  - second, 128
  - Simple Power Rule, 111, 139
  - simplifying, 137
  - of sine function, 115, 139
  - Sum Rule, 114, 139
  - of tangent function, 126, 139
  - third, 128
  - of trigonometric functions, 126, 139
- Descartes, René (1596–1650), 2
- Difference quotient, 20, 101
- Difference Rule, 114, 139
  - differential form, 238
- Difference of two functions, 25
- Differentiability
  - and continuity of inverse functions, 337
  - implies continuity, 106
- Differentiable at  $x$ , 103
- Differentiable, continuously, 474
- Differentiable function
  - on the closed interval  $[a, b]$ , 105
  - on an open interval  $(a, b)$ , 103
- Differential, 236
  - of  $x$ , 236
  - of  $y$ , 236
- Differential equation, 132, 249, 406
  - Bernoulli equation, 438
  - doomsday, 441
  - Euler's Method, 410
  - first-order linear, 432
  - general solution of, 249, 406
  - Gompertz, 441
  - homogeneous, 431
    - change of variables, 431
  - initial condition, 253, 407
  - integrating factor, 432
  - logistic, 245, 427
  - order of, 406
  - particular solution of, 253, 407
  - separable, 423
  - separation of variables, 415, 423
  - singular solution of, 406
  - solution of, 406
- Differential form, 238
- Differential formulas, 238
  - constant multiple, 238
  - product, 238
  - quotient, 238
  - sum or difference, 238
- Differentiation, 103
  - applied minimum and maximum
    - problems, guidelines for solving, 220
  - basic rules for elementary functions, 378
  - formulas, 250
  - implicit, 144
    - guidelines for, 145
  - involving inverse hyperbolic functions, 396
  - logarithmic, 319
  - numerical, 106
  - of power series, 656
- Differentiation rules
  - basic, 378
  - Chain, 133, 134, 139
  - Constant, 110, 139
  - Constant Multiple, 113, 139
  - cosecant function, 126, 139
  - cosine function, 115, 139
  - cotangent function, 126, 139
  - Difference, 114, 139
  - general, 139
  - General Power, 135, 139
  - Power, 111, 139
  - Product, 122, 139
  - Quotient, 124, 139
  - secant function, 126, 139
  - Simple Power, 111, 135, 139
  - sine function, 115, 139
  - Sum, 114, 139
  - summary of, 139
  - tangent function, 126, 139
- Diminishing returns, point of, 227
- Dimpled limaçon, 725
- Direct Comparison Test, 616
- Direct substitution, 63, 64
- Directed angle, 719
- Directed distance
  - from points to a line, 497
  - polar coordinates, 719
- Direction field, 255, 315, 408
- Directrix
  - of a conic, 738
  - of a parabola, 687
- Dirichlet function, 55
- Dirichlet, Peter Gustav (1805–1859), 55
- Discontinuity, 75
  - infinite, 572
  - nonremovable, 75
  - removable, 75
- Disk, 454
  - method, 455
    - compared to shell, 467
- Displacement of a particle, 290, 291
- Distance
  - between a point and a line, 18
  - directed, 497
  - total, traveled on  $[a, b]$ , 291
- Distance Formula, in polar coordinates, 727
- Diverge, 589, 599
- Divergence
  - of improper integral with infinite
    - discontinuities, 575
  - of a sequence, 589
  - of a series, 599
  - tests for series
    - Direct Comparison Test, 616
    - geometric series, 601
    - guidelines, 635
    - Integral Test, 609
    - Limit Comparison Test, 618
    - $n$ th-Term Test, 603
    - $p$ -series, 611
    - Ratio Test, 631
    - Root Test, 634
    - summary, 636
- Divide out like factors, 67
- Domain
  - feasible, 219
  - of a function, 19
    - explicitly defined, 21
    - implied, 21
    - of a power series, 652
- Doomsday equation, 441
- Double-angle formulas, 33
- Dummy variable, 274
- Dyne, 485
- E**
- $e$ , the number, 317
  - limit involving, 356
- Eccentricity, 738
  - classification of conics by, 738
  - of an ellipse, 691
  - of a hyperbola, 694

- Eight curve, 163
  - Elementary function(s), 24, 378
    - basic differentiation rules for, 378
    - polynomial approximation of, 640
    - power series for, 674
  - Eliminating the parameter, 702
  - Ellipse, 686, 689
    - center of, 689
    - eccentricity of, 691
    - foci of, 689
    - major axis of, 689
    - minor axis of, 689
    - reflective property of, 691
    - standard equation of, 689
    - vertices of, 689
  - Elliptic integral, 565
  - Endpoint convergence, 654
  - Endpoint extrema, 166
  - Epicycloid, 708, 709, 713
  - Epsilon-delta,  $\varepsilon$ - $\delta$  definition of limit, 56
  - Equation(s)
    - basic, 552
    - guidelines for solving, 556
  - Bernoulli, 438
  - of conics, polar, 739
  - doomsday, 441
  - of an ellipse, 689
  - general second-degree, 686
  - Gompertz, 441
  - graph of, 2
  - of a hyperbola, 693
  - of a line
    - general form, 14
    - horizontal, 14
    - point-slope form, 11, 14
    - slope-intercept form, 13, 14
    - summary, 14
    - vertical, 14
  - of a parabola, 687
  - parametric, 700
    - finding, 704
    - graph of, 700
  - primary, 219, 220
  - related-rate, 152
  - secondary, 220
  - separable, 423
  - solution point of, 2
  - Equilibrium, 495
  - Equipotential curves, 426
  - Error
    - in approximating a Taylor polynomial, 646
    - in measurement, 237
      - percent error, 237
      - propagated error, 237
      - relative error, 237
    - in Simpson's Rule, 563
    - in Trapezoidal Rule, 563
  - Escape velocity, 98
  - Euler, Leonhard (1707–1783), 20
  - Euler's
    - constant, 615
    - Method, 410
  - Evaluate a function, 19
  - Even function, 26
    - integration of, 304
    - test for, 26
  - Even/odd identities, 33
  - Everywhere continuous, 74
  - Existence
    - of an inverse function, 335
    - of a limit, 77
    - theorem, 81, 166
  - Expanded about  $c$ , approximating
    - polynomial, 640
  - Explicit form of a function, 19, 144
  - Explicitly defined domain, 21
  - Exponential decay, 416
  - Exponential function, 24
    - to base  $a$ , 352
    - derivative of, 354
    - integration rules, 346
    - natural, 342
    - derivative of, 344
    - properties of, 343
    - operations with, 343
    - series for, 674
  - Exponential growth and decay model, 416
    - initial value, 416
    - proportionality constant, 416
  - Exponentiate, 343
  - Extended Mean Value Theorem, 245, 363
  - Extrema
    - endpoint, 166
    - of a function, 166
    - guidelines for finding, 169
    - relative, 167
  - Extreme Value Theorem, 166
  - Extreme values of a function, 166
- F**
- Factorial, 591
  - Family of functions, 272
  - Famous curves
    - astroid, 149
    - bifolium, 149
    - bullet-nose curve, 141
    - circle, 149, 686, 725
    - cissoid, 149
    - cruciform, 149
    - eight curve, 163
    - folium of Descartes, 149, 737
    - kappa curve, 148, 150
    - lemniscate, 44, 147, 150, 725
    - parabola, 2, 149, 686, 687
    - pear-shaped quartic, 163
    - semicircle, 21, 141
    - serpentine, 130
    - witch of Agnesi, 130, 149, 202
  - Feasible domain, 219
  - Fermat, Pierre de (1601–1665), 168
  - Fibonacci sequence, 598, 608
  - Field
    - direction, 255, 315, 408
    - slope, 255, 305, 315, 408
  - Finite Fourier series, 540
  - First Derivative Test, 183
  - First-order linear differential equations, 432
    - solution of, 433
  - Fitting integrands to basic rules, 519
  - Fixed point, 180, 233
  - Fluid(s)
    - force, 506
    - pressure, 505
    - weight-densities of, 505
  - Focal chord of a parabola, 687
  - Focus
    - of a conic, 738
    - of an ellipse, 689
    - of a hyperbola, 693
    - of a parabola, 687
  - Folium of Descartes, 149, 737
  - Force, 485
    - constant, 485
    - exerted by a fluid, 506
    - variable, 486
  - Form of a convergent power series, 668
  - Formula(s)
    - compound interest, 356
    - differential, 238
    - differentiation, 250
    - double-angle, 33
    - integration, 250
    - power-reducing, 33
    - reduction, 540, 568
    - special integration, 545
    - Stirling's, 350
    - sum and difference, 33
    - summation, 259
    - Wallis's, 534
  - Fourier, Joseph (1768–1830), 661
  - Fourier series, finite, 540
  - Fourier Sine Series, 531
  - Fraction expansion, continued, 683
  - Fractions, partial, 550
    - decomposition of  $N(x)/D(x)$  into, 551
    - method of, 550
  - Fresnel function, 311
  - Function(s), 19
    - absolute maximum of, 166
    - absolute minimum of, 166
    - absolute value, 22
    - acceleration, 128
    - accumulation, 287
    - addition of, 25
    - algebraic, 24, 25, 378
    - amplitude of, 37
    - antiderivative of, 248
    - arc length, 474, 475
    - arccosecant, 373
    - arccosine, 373
    - arccotangent, 373
    - arcsecant, 373
    - arcsine, 373
    - arctangent, 373
    - average value of, 285
    - Bessel, 659
    - combinations of, 25

- common logarithmic, 353
  - composite, 25
  - composition of, 25
  - concave downward, 191
  - concave upward, 191
  - constant, 24
  - continuous, 74
  - continuously differentiable, 474
  - cosecant, 33
  - cosine, 33
  - cotangent, 33
  - critical number of, 168
  - cubic, 24
  - cubing, 22
  - decreasing, 181
    - test for, 181
  - defined by power series, properties of, 656
  - derivative of, 103
  - difference of, 25
  - differentiable, 103, 105
  - Dirichlet, 55
  - domain of, 19
    - implied, 21
  - elementary, 24, 378
    - algebraic, 24, 25
    - exponential, 24
    - logarithmic, 24
    - trigonometric, 24, 33
  - evaluate, 19
  - even, 26
  - explicit form, 19, 144
  - exponential to base  $a$ , 352
  - extrema of, 166
  - extreme values of, 166
  - family of, 272
  - feasible domain of, 219
  - Fresnel, 311
  - Gamma, 371, 582
  - global maximum of, 166
  - global minimum of, 166
  - graph of, guidelines for analyzing, 209
  - greatest integer, 76
  - Gudermannian, 399, 404
  - Heaviside, 43
  - homogeneous, 431
  - hyperbolic, 390
  - identity, 22
  - implicit form, 19
  - implicitly defined, 144
  - increasing, 181
    - test for, 181
  - inner product of two, 540
  - integrable, 272
  - inverse, 333
  - inverse hyperbolic, 394
  - inverse trigonometric, 373
  - involving a radical, limit of, 64
  - jerk, 164
  - limit of, 52
  - linear, 24
  - local extrema of, 167
  - local maximum of, 167
  - local minimum of, 167
  - logarithmic, 314
    - to base  $a$ , 353
  - logistic growth, 357
  - natural exponential, 342
  - natural logarithmic, 314
  - notation, 19
  - odd, 26
  - one-to-one, 21
  - onto, 21
  - orthogonal, 540
  - period of, 36
  - periodic, 36
  - point of inflection, 193, 194
  - polynomial, 24, 64
  - position, 116
  - present value of, 531
  - product of, 25
  - pulse, 98
  - quadratic, 24
  - quotient of, 25
  - range of, 19
  - rational, 22, 25
  - real-valued, 19
  - relative extrema of, 167
  - relative maximum of, 167
  - relative minimum of, 167
  - representation by power series, 661
  - Riemann zeta, 615
  - secant, 33
  - signum, 86
  - sine, 33
  - sine integral, 312
  - square root, 22
  - squaring, 22
  - standard normal probability density, 345
  - step, 76
  - strictly monotonic, 182, 335
  - sum of, 25
  - tangent, 33
  - that agree at all but one point, 66
  - transcendental, 25, 378
  - transformation of a graph of, 23
    - horizontal shift, 23
    - reflection about origin, 23
    - reflection about  $x$ -axis, 23
    - reflection about  $y$ -axis, 23
    - reflection in the line  $y = x$ , 334
    - vertical shift, 23
  - trigonometric, 24, 33
  - unit pulse, 98
  - Vertical Line Test, 22
  - zero of, 26
    - approximating with Newton's Method, 229
- Fundamental Theorem of Calculus, 281, 282
- guidelines for using, 282
  - Second, 288
- G**
- Gabriel's Horn, 578
  - Galilei, Galileo (1564–1642), 311, 378
  - Galois, Evariste (1811–1832), 232
  - Gamma Function, 371, 582
  - Gauss, Carl Friedrich (1777–1855), 259
  - Gaussian Quadrature Approximation, two-point, 311
  - General antiderivative, 249
  - General differentiation rules, 139
  - General form
    - of the equation of a line, 14
    - of a second-degree equation, 686
  - General harmonic series, 611
  - General partition, 271
  - General Power Rule
    - for differentiation, 135, 139
    - for Integration, 301
  - General second-degree equation, 686
  - General solution
    - of the Bernoulli equation, 438
    - of a differential equation, 249, 406
  - Geometric power series, 661
  - Geometric series, 601
    - alternating, 623
    - convergence of, 601
    - divergence of, 601
    - $n$ th partial sum of, 601
    - sum of, 601
  - Global maximum of a function, 166
  - Global minimum of a function, 166
  - Golden ratio, 598
  - Gompertz equation, 441
  - Graph(s)
    - of absolute value function, 22
    - of cubing function, 22
    - of an equation, 2
    - of a function
      - guidelines for analyzing, 209
      - transformation of, 23
    - of hyperbolic functions, 391
    - of identity function, 22
    - intercepts of, 4
    - of inverse hyperbolic functions, 395
    - of inverse trigonometric functions, 374
    - orthogonal, 150
    - of parametric equations, 700
    - polar, 721
      - points of intersection, 731
      - special polar graphs, 725
    - of rational function, 22
    - of the six trigonometric functions, 36
    - of square root function, 22
    - of squaring function, 22
    - symmetry of, 5
  - Gravitation, Newton's Law of Universal, 487
  - Gravitational constant, 487
  - Greatest integer function, 76
  - Gregory, James (1638–1675), 656
  - Gudermannian function, 399, 404
  - Guidelines
    - for analyzing the graph of a function, 209



- for evaluating integrals involving secant and tangent, 535
  - for evaluating integrals involving sine and cosine, 532
  - for finding extrema on a closed interval, 169
  - for finding intervals on which a function is increasing or decreasing, 182
  - for finding an inverse function, 335
  - for finding limits at infinity of rational functions, 202
  - for finding a Taylor series, 672
  - for implicit differentiation, 145
  - for integration, 327
  - for integration by parts, 523
  - for making a change of variables, 300
  - for solving applied minimum and maximum problems, 220
  - for solving the basic equation, 556
  - for solving related-rate problems, 153
  - for testing a series for convergence or divergence, 635
  - for using the Fundamental Theorem of Calculus, 282
- H**
- Half-life, 352, 417
  - Harmonic series, 611, 615
    - alternating, 624, 626, 628
  - Heaviside function, 43
  - Heaviside, Oliver (1850–1925), 43
  - Herschel, Caroline (1750–1848), 695
  - Higher-order derivative, 128
  - Homogeneous of degree  $n$ , 431
  - Homogeneous differential equation, 431
    - change of variables for, 431
  - Homogeneous function, 431
  - Hooke's Law, 487
  - Horizontal asymptote, 200
  - Horizontal line, 14
  - Horizontal Line Test, 335
  - Horizontal shift of a graph of a function, 23
  - Huygens, Christian (1629–1795), 475
  - Hypatia (370–415 A.D.), 686
  - Hyperbola, 686, 693
    - asymptotes of, 693
    - center of, 693
    - conjugate axis of, 693
    - eccentricity of, 694
    - foci of, 693
    - standard equation of, 693
    - transverse axis of, 693
    - vertices of, 693
  - Hyperbolic functions, 390
    - derivatives of, 392
    - graphs of, 391
    - identities, 391
    - integrals of, 392
    - inverse, 394
      - differentiation involving, 396
      - graphs of, 395
      - integration involving, 396
  - Hyperbolic identities, 391
  - Hypocycloid, 709
- I**
- Identities
    - even/odd, 33
    - hyperbolic, 391
    - Pythagorean, 33
    - quotient, 33
    - reciprocal, 33
    - trigonometric, 33
  - Identity function, 22
  - If and only if, 14
  - Image of  $x$  under  $f$ , 19
  - Implicit derivative, 145
  - Implicit differentiation, 144
    - guidelines for, 145
  - Implicit form of a function, 19
  - Implicitly defined function, 144
  - Implied domain, 21
  - Improper integral(s), 572
    - comparison test for, 580
    - with infinite discontinuities, 575
      - convergence of, 575
      - divergence of, 575
    - with infinite integration limits, 572
      - convergence of, 572
      - divergence of, 572
    - special type, 578
  - Incidence, angle of, 688
  - Increasing function, 181
    - test for, 181
  - Indefinite integral, 249
    - pattern recognition, 296
  - Indefinite integration, 249
  - Independent variable, 19
  - Indeterminate form, 67, 90, 201, 362, 363, 365
  - Index of summation, 258
  - Inductive reasoning, 593
  - Inequality
    - Napier's, 331
    - preservation of, 276
  - Infinite discontinuities, 572
    - improper integrals with, 575
      - convergence of, 575
      - divergence of, 575
  - Infinite integration limits, 572
    - improper integrals with, 572
      - convergence of, 572
      - divergence of, 572
  - Infinite interval, 199
  - Infinite limit(s), 87
    - at infinity, 205
    - from the left and from the right, 87
    - properties of, 91
  - Infinite series (or series), 599
    - absolutely convergent, 626
    - alternating, 623
      - geometric, 623
      - harmonic, 624, 626
      - remainder, 625
    - conditionally convergent, 626
    - convergence of, 599
    - convergent, limit of  $n$ th term, 603
    - divergence of, 599
      - $n$ th-term test for, 603
    - geometric, 601
    - guidelines for testing for convergence or divergence of, 635
    - harmonic, 611
      - alternating, 624, 626, 628
    - $n$ th partial sum, 599
    - properties of, 603
    - $p$ -series, 611
    - sum of, 599
    - telescoping, 600
    - terms of, 599
  - Infinity
    - infinite limit at, 205
    - limit at, 199, 200
  - Inflection point, 193, 194
  - Initial condition(s), 253, 407
  - Initial ray (or side) of an angle, 31
  - Initial value, 416
  - Inner product of two functions, 540
  - Inner radius of a solid of revolution, 457
  - Inscribed rectangle, 262
  - Instantaneous rate of change, 103, 116
  - Instantaneous velocity, 117
  - Integrability and continuity, 272
  - Integrable function, 272
  - Integral(s)
    - of cosecant function, 329
    - of cosine function, 329
    - of cotangent function, 329
    - definite, 272
      - properties of, 276
      - two special, 275
    - elliptic, 565
    - of hyperbolic functions, 392
    - improper, 572
    - indefinite, 249
    - involving inverse trigonometric functions, 382
    - involving secant and tangent,
      - guidelines for evaluating, 535
    - involving sine and cosine,
      - guidelines for evaluating, 532
    - involving sine-cosine products, 537
    - Mean Value Theorem, 284
    - of  $p(x) = Ax^2 + Bx + C$ , 561
    - of secant function, 329
    - of sine function, 329
    - of the six basic trigonometric functions, 329
    - of tangent function, 329
    - trigonometric, 532
  - Integral Test, 609
  - Integrand(s), procedures for fitting to
    - basic rules, 519
  - Integrating factor, 432
  - Integration
    - as an accumulation process, 449

- Additive Interval Property, 275
  - basic rules of, 250, 385, 516
  - change of variables, 299
    - guidelines for, 300
  - constant of, 249
  - Constant Multiple Rule for, 298
  - of even and odd functions, 304
  - guidelines for, 327
  - indefinite, 249
    - pattern recognition, 296
  - involving inverse hyperbolic function, 396
  - Log Rule, 324
  - lower limit of, 272
  - of power series, 656
  - preservation of inequality, 276
  - rules for exponential functions, 346
  - upper limit of, 272
  - Integration by parts, 523
    - guidelines for, 523
    - summary of common integrals using, 528
    - tabular method, 528
  - Integration by tables, 566
  - Integration formulas, 250
    - reduction formulas, 540, 568
    - special, 545
  - Integration rules
    - basic, 250, 385, 516
    - General Power Rule, 301
    - Power Rule, 250
  - Integration techniques
    - basic integration rules, 250, 385, 516
    - integration by parts, 523
    - method of partial fractions, 550
    - substitution for rational functions of sine and cosine, 569
    - tables, 566
    - trigonometric substitution, 541
  - Intercept(s), 4
    - $x$ -intercept, 4
    - $y$ -intercept, 4
  - Interest formulas, summary of, 356
  - Intermediate Value Theorem, 81
  - Interpretation of concavity, 191
  - Interval of convergence, 652
  - Interval, infinite, 199
  - Inverse function(s), 333
    - continuity and differentiability of, 337
    - derivative of, 337
    - existence of, 335
    - guidelines for finding, 335
    - Horizontal Line Test, 335
    - properties of, 353
    - reciprocal slopes of, 338
    - reflective property of, 334
  - Inverse hyperbolic functions, 394
    - differentiation involving, 396
    - graphs of, 395
    - integration involving, 396
  - Inverse trigonometric functions, 373
    - derivatives of, 376
    - graphs of, 374
  - integrals involving, 382
    - properties of, 375
  - Isothermal curves, 426
  - Iteration, 229
  - $i$ th term of a sum, 258
  - J**
  - Jerk function, 164
  - K**
  - Kappa curve, 148, 150
  - Kepler, Johannes, (1571–1630), 689, 741
  - Kepler's Laws, 741
  - Kirchhoff's Second Law, 434
  - L**
  - Lagrange form of the remainder, 646
  - Lagrange, Joseph-Louis (1736–1813), 176
  - Lambert, Johann Heinrich (1728–1777), 390
  - Lamina, planar, 498
  - Laplace Transform, 582
  - Latus rectum, of a parabola, 687
  - Law of Cosines, 33
  - Leading coefficient
    - of a polynomial function, 24
    - test, 24
  - Least squares regression, 7
  - Least upper bound, 595
  - Left-hand limit, 76
  - Leibniz, Gottfried Wilhelm (1646–1716), 238
  - Leibniz notation, 238
  - Lemniscate, 44, 147, 150, 725
  - Length
    - of an arc, 32, 474, 475
    - parametric form, 713
    - polar form, 733
    - of the moment arm, 495
  - L'Hôpital, Guillaume (1661–1704), 363
  - L'Hôpital's Rule, 363
    - alternative form of, 364
  - Limaçon, 725
    - convex, 725
    - dimpled, 725
    - with inner loop, 725
  - Limit(s), 49, 52
    - basic, 63
    - of a composite function, 65
    - definition of, 56
    - $\epsilon$ - $\delta$  definition of, 56
    - evaluating
      - direct substitution, 63, 64
      - divide out like factors, 67
      - rationalize the numerator, 68
    - existence of, 77
    - from the left and from the right, 76
    - of a function involving a radical, 64
    - indeterminate form, 67
  - infinite, 87
    - from the left and from the right, 87
    - properties of, 91
  - at infinity, 199, 200
    - infinite, 205
    - of a rational function, guidelines for finding, 202
  - of integration
    - lower, 272
    - upper, 272
  - involving  $e$ , 356
  - of the lower and upper sums, 264
  - nonexistence of, common types of behavior, 55
  - of  $n$ th term of a convergent series, 603
  - one-sided, 76
  - of polynomial and rational functions, 64
  - properties of, 63
  - of a sequence, 589
    - properties of, 590
  - strategy for finding, 66
  - of trigonometric functions, 65
  - two special trigonometric, 69
- Limit Comparison Test, 618
- Line(s)
  - as a degenerate conic, 686
  - equation of
    - general form, 14
    - horizontal, 14
    - point-slope form, 11, 14
    - slope-intercept form, 13, 14
    - summary, 14
    - vertical, 14
  - moment about, 495
  - normal, 150, 217
  - parallel, 14
  - perpendicular, 14
  - radial, 719
  - secant, 49, 101
  - slope of, 10
  - tangent, 49, 100, 101
    - approximation, 235
    - at the pole, 724
    - with slope, 101
    - vertical, 102
- Linear approximation, 235
- Linear function, 24
- Local maximum, 167
- Local minimum, 167
- Locus, 686
- Log Rule for Integration, 324
- Logarithmic differentiation, 319
- Logarithmic function, 24, 314
  - to base  $a$ , 353
  - derivative of, 354
  - common, 353
  - natural, 314
    - derivative of, 318
    - properties of, 315
- Logarithmic properties, 316
- Logarithmic spiral, 737, 750
- Logistic curve, 427

- Logistic differential equation, 245, 427  
 carrying capacity, 427
- Logistic growth function, 357
- Lorenz curves, 452
- Lower bound of a sequence, 595
- Lower bound of summation, 258
- Lower limit of integration, 272
- Lower sum, 262  
 limit of, 264
- Lune, 549
- M**
- Macintyre, Sheila Scott (1910–1960), 532
- Maclaurin, Colin, (1698–1746), 669
- Maclaurin polynomial, 642
- Maclaurin series, 669
- Major axis of an ellipse, 689
- Mass, 494  
 center of, 495, 496, 497  
 of a one-dimensional system, 495, 496  
 of a planar lamina, 498  
 of a two-dimensional system, 497  
 pound, 494  
 total, 496, 497
- Mathematical model, 7
- Maximum  
 absolute, 166  
 of  $f$  on  $I$ , 166  
 global, 166  
 local, 167  
 relative, 167
- Mean Value Theorem, 176  
 alternative form of, 177  
 Extended, 245, 363  
 for Integrals, 284
- Measurement, error in, 237
- Mechanic's Rule, 234
- Mercator, Gerardus (1512–1594), 399
- Mercator map, 399
- Method of partial fractions, 550
- Midpoint Rule, 266, 561
- Minimum  
 absolute, 166  
 of  $f$  on  $I$ , 166  
 global, 166  
 local, 167  
 relative, 167
- Minor axis of an ellipse, 689
- Model  
 exponential growth and decay, 416  
 mathematical, 7
- Moment(s)  
 about a line, 495  
 about the origin, 495, 496  
 about a point, 495  
 about the  $x$ -axis  
 of a planar lamina, 498  
 of a two-dimensional system, 497  
 about the  $y$ -axis  
 of a planar lamina, 498
- of a two-dimensional system, 497  
 arm length of, 495  
 of mass  
 of a one-dimensional system, 496  
 of a planar lamina, 498
- Monotonic sequence, 594  
 bounded, 595
- Monotonic, strictly, 182, 335
- Mutually orthogonal, 426
- N**
- $n$  factorial, 591
- Napier, John (1550–1617), 314
- Napier's inequality, 331
- Natural exponential function, 342  
 derivative of, 344  
 integration rules, 346  
 operations with, 343  
 properties of, 343  
 series for, 674
- Natural logarithmic base, 317
- Natural logarithmic function, 314  
 base of, 317  
 derivative of, 318  
 properties of, 315  
 series for, 674
- Net change, 290
- Net Change Theorem, 290
- Newton (unit of force), 485
- Newton, Isaac (1642–1727), 100, 229
- Newton's Law of Cooling, 419
- Newton's Law of Universal Gravitation, 487
- Newton's Method for approximating the zeros of a function, 229  
 convergence of, 231, 232  
 iteration, 229
- Newton's Second Law of Motion, 433
- Nonexistence of a limit, common types  
 of behavior, 55
- Nonremovable discontinuity, 75
- Norm of a partition, 271
- Normal line, 150, 217
- Normal probability density function, 345  
 standard, 345
- Notation  
 antiderivative, 249  
 derivative, 103  
 function, 19  
 Leibniz, 238  
 sigma, 258
- $n$ th Maclaurin polynomial for  $f$ , 642
- $n$ th partial sum, 599  
 of geometric series, 601
- $n$ th Taylor polynomial for  $f$  at  $c$ , 642
- $n$ th term  
 of a convergent series, 603  
 of a sequence, 588
- $n$ th-Term Test for Divergence, 603
- Number, critical, 168
- Number  $e$ , 317  
 limit involving, 356
- Numerical differentiation, 106
- O**
- Obtuse angle, 31
- Odd function, 26  
 integration of, 304  
 test for, 26
- Ohm's Law, 241
- One-dimensional system  
 center of gravity of, 496  
 center of mass of, 495, 496  
 moment of, 495, 496  
 total mass of, 496
- One-sided limit, 76
- One-to-one function, 21
- Onto function, 21
- Open interval  
 continuous on, 74  
 differentiable on, 103
- Operations  
 with exponential functions, 343  
 with power series, 663
- Order of a differential equation, 406
- Orientation of a plane curve, 701
- Origin  
 moment about, 495, 496  
 of a polar coordinate system, 719  
 reflection about, 23  
 symmetry, 5
- Orthogonal  
 functions, 540  
 graphs, 150  
 trajectory, 150, 426
- Outer radius of a solid of revolution, 457
- P**
- Padé approximation, 403
- Pappus  
 Second Theorem of, 504  
 Theorem of, 501
- Parabola, 2, 149, 686, 687  
 axis of, 687  
 directrix of, 687  
 focal chord of, 687  
 focus of, 687  
 latus rectum of, 687  
 reflective property of, 688  
 standard equation of, 687  
 vertex of, 687
- Parabolic spandrel, 503
- Parallel lines, 14
- Parameter, 700  
 eliminating, 702
- Parametric equations, 700  
 finding, 704  
 graph of, 700
- Parametric form  
 of arc length, 713  
 of the area of a surface of revolution, 714  
 of the derivative, 710  
 higher-order, 711

- Partial fractions, 550  
   decomposition of  $N(x)/D(x)$  into, 551  
   method of, 550  
 Partial sum(s)  
    $n$ th, 599  
   of geometric series, 601  
   sequence of, 599  
 Particular solution of a differential equation, 253, 407  
 Partition  
   general, 271  
   norm of, 271  
   regular, 271  
 Pascal, Blaise (1623–1662), 505  
 Pascal's Principle, 505  
 Pear-shaped quartic, 163  
 Percent error, 237  
 Perigee, 698  
 Perihelion, 698, 745  
 Period of a function, 36  
 Periodic function, 36  
 Perpendicular lines, 14  
 Piecewise smooth curve, 705  
 Planar lamina, 498  
   center of mass of, 498  
   moment of, 498  
 Plane region, area of, 264  
 Plane curve, 700  
   orientation of, 701  
 Point  
   as a degenerate conic, 686  
   of diminishing returns, 227  
   fixed, 180, 233  
   of inflection, 193, 194  
   of intersection, 6  
   of polar graphs, 731  
   moment about, 495  
 Point-slope equation of a line, 11, 14  
 Polar axis, 719  
 Polar coordinate system, 719  
   polar axis of, 719  
   pole (or origin), 719  
 Polar coordinates, 719  
   area in, 729  
   area of a surface of revolution in, 734  
   converting to rectangular, 720  
   Distance Formula in, 727  
 Polar curve, arc length of, 733  
 Polar equations of conics, 739  
 Polar form of slope, 723  
 Polar graphs, 721  
   cardioid, 724, 725  
   circle, 725  
   convex limaçon, 725  
   dimpled limaçon, 725  
   lemniscate, 725  
   limaçon with inner loop, 725  
   points of intersection, 731  
   rose curve, 722, 725  
 Pole, 719  
   tangent lines at, 724  
 Polynomial  
   Maclaurin, 642  
   Taylor, 163, 642  
 Polynomial approximation, 640  
   centered at  $c$ , 640  
   expanded about  $c$ , 640  
 Polynomial function, 24, 64  
   constant term of, 24  
   degree of, 24  
   leading coefficient of, 24  
   limit of, 64  
   zero, 24  
 Position function, 116, 128  
 Pound mass, 494  
 Power-reducing formulas, 33  
 Power Rule  
   for differentiation, 111, 139  
   for integration, 250, 301  
   for Real Exponents, 355  
 Power series, 651  
   centered at  $c$ , 651  
   convergence of, 652  
   convergent, form of, 668  
   differentiation of, 656  
   domain of, 652  
   for elementary functions, 674  
   endpoint convergence, 654  
   geometric, 661  
   integration of, 656  
   interval of convergence, 652  
   operations with, 663  
   properties of functions defined by, 656  
   interval of convergence, 656  
   radius of convergence, 656  
   radius of convergence, 652  
   representation of functions by, 661  
 Present value of a function, 531  
 Preservation of inequality, 276  
 Pressure, fluid, 505  
 Primary equation, 219, 220  
 Prime Number Theorem, 323  
 Probability density function, 581  
   normal, 345  
   standard normal, 345  
 Procedures for fitting integrands to basic rules, 519  
 Product of two functions, 25  
   inner, 540  
 Product Rule, 122, 139  
   differential form, 238  
 Prolate cycloid, 712  
 Propagated error, 237  
 Properties  
   of continuity, 79  
   of definite integrals, 276  
   of functions defined by power series, 656  
   of infinite limits, 91  
   of infinite series, 603  
   of inverse functions, 353  
   of inverse trigonometric functions, 375  
   of limits, 63  
   of limits of sequences, 590  
   logarithmic, 316  
   of the natural exponential function, 343  
   of the natural logarithmic function, 315  
 Proportionality constant, 416  
 $p$ -series, 611  
   convergence of, 611  
   divergence of, 611  
   harmonic, 611  
 Pulse function, 98  
   unit, 98  
 Pursuit curve, 395  
 Pythagorean identities, 33, 541  
  
**Q**  
 Quadratic function, 24  
 Quotient, difference, 20, 101  
 Quotient identities, 33  
 Quotient Rule, 124, 139  
   differential form, 238  
 Quotient of two functions, 25  
  
**R**  
 Radial lines, 719  
 Radian measure of angles, 32, 374  
 Radical, limit of a function involving a, 64  
 Radicals, solution by, 232  
 Radioactive isotopes, half-lives of, 417  
 Radius  
   of convergence, 652  
   inner, 457  
   outer, 457  
 Ramanujan, Srinivasa (1887–1920), 665  
 Range of a function, 19  
 Raphson, Joseph (1648–1715), 229  
 Rate of change, 12, 116  
   average, 12  
   instantaneous, 103, 116  
 Ratio, 12  
   golden, 598  
 Ratio Test, 631  
 Rational function(s), 22, 25  
   guidelines for finding limits at infinity  
   of, 202  
   limit of, 64  
 Rationalize the numerator, 68  
 Rationalizing technique, 68  
 Real Exponents, Power Rule for, 355  
 Real numbers, completeness of, 81, 595  
 Real-valued function  $f$  of a real variable  $x$ , 19  
 Reasoning, inductive, 593  
 Reciprocal identities, 33  
 Rectangle  
   area of, 260  
   circumscribed, 262  
   inscribed, 262  
   representative, 444  
 Rectangular coordinates, converting to  
   polar, 720  
 Rectifiable curve, 474  
 Recursively defined sequence, 588  
 Reduction formulas, 540, 568  
 Reference angle, 35

- Reflection
  - about the origin, 23
  - about the  $x$ -axis, 23
  - about the  $y$ -axis, 23
  - angle of, 688
  - in the line  $y = x$ , 334
- Reflective property
  - of an ellipse, 691
  - of inverse functions, 334
  - of a parabola, 688
- Reflective surface, 688
- Refraction, 227
- Region in the plane
  - area of, 264
  - between two curves, 445
  - centroid of, 499
- Regression, least squares, 7
- Regular partition, 271
- Related-rate equation, 152
- Related-rate problems, guidelines for solving, 153
- Relation, 19
- Relative error, 237
- Relative extrema
  - First Derivative Test for, 183
  - of a function, 167
  - occur only at critical numbers, 168
  - Second Derivative Test for, 195
- Relative maximum
  - at  $(c, f(c))$ , 167
  - First Derivative Test for, 183
  - of a function, 167
  - Second Derivative Test for, 195
- Relative minimum
  - at  $(c, f(c))$ , 167
  - First Derivative Test for, 183
  - of a function, 167
  - Second Derivative Test for, 195
- Remainder
  - alternating series, 625
  - of a Taylor polynomial, 646
- Removable discontinuity, 75
- Representation of antiderivatives, 248
- Representative element, 449
  - disk, 454
  - rectangle, 444
  - shell, 465
  - washer, 457
- Review
  - of basic differentiation rules, 378
  - of basic integration rules, 385, 516
- Revolution
  - axis of, 454
  - solid of, 454
  - surface of, 478
    - area of, 479, 714, 734
  - volume of solid of
    - disk method, 454
    - shell method, 465, 466
    - washer method, 457
- Riemann, Georg Friedrich Bernhard (1826–1866), 271, 628
- Riemann sum, 271
- Riemann zeta function, 615
- Right triangle definitions of trigonometric functions, 33
- Right-hand limit, 76
- Rolle, Michel (1652–1719), 174
- Rolle's Theorem, 174
- Root Test, 634
- Rose curve, 722, 725
  
- S**
- Secant function, 33
  - derivative of, 126, 139
  - integral of, 329
  - inverse of, 373
    - derivative of, 376
- Secant line, 49, 101
- Second derivative, 128
- Second Derivative Test, 195
- Second Fundamental Theorem of Calculus, 288
- Second Theorem of Pappus, 504
- Secondary equation, 220
- Second-degree equation, general, 686
- Semicircle, 21, 141
- Separable differential equation, 423
- Separation of variables, 415, 423
- Sequence, 588
  - Absolute Value Theorem, 592
  - bounded, 595
    - bounded above, 595
    - bounded below, 595
    - bounded monotonic, 595
  - convergence of, 589
  - divergence of, 589
  - Fibonacci, 598, 608
  - least upper bound of, 595
  - limit of, 589
    - properties of, 590
  - lower bound of, 595
  - monotonic, 594
  - $n$ th term of, 588
  - of partial sums, 599
  - pattern recognition for, 592
  - recursively defined, 588
  - Squeeze Theorem, 591
  - terms of, 588
  - upper bound of, 595
- Series, 599
  - absolutely convergent, 626
  - alternating, 623
    - geometric, 623
    - harmonic, 624, 626, 628
  - Alternating Series Test, 623
  - binomial, 673
  - conditionally convergent, 626
  - convergence of, 599
  - convergent, limit of  $n$ th term, 603
  - Direct Comparison Test, 616
  - divergence of, 599
    - $n$ th-term test for, 603
  - finite Fourier, 540
  - Fourier Sine, 531
  - geometric, 601
    - alternating, 623
    - convergence of, 601
    - divergence of, 601
  - guidelines for testing for convergence or divergence, 635
  - harmonic, 611, 615
    - alternating, 624, 626, 628
  - infinite, 599
    - properties of, 603
  - Integral Test, 609
  - Limit Comparison Test, 618
  - Maclaurin, 669
  - $n$ th partial sum, 599
  - $n$ th term of convergent, 603
  - power, 651
  - $p$ -series, 611
  - Ratio Test, 631
  - Root Test, 634
  - sum of, 599
  - summary of tests for, 636
  - Taylor, 668, 669
  - telescoping, 600
  - terms of, 599
- Serpentine, 130
- Shell method, 465, 466
  - and disk method, comparison of, 467
- Shift of a graph
  - horizontal, 23
  - vertical, 23
- Sigma notation, 258
  - index of summation, 258
  - $i$ th term, 258
  - lower bound of summation, 258
  - upper bound of summation, 258
- Sigum function, 86
- Simple Power Rule, 111, 135, 139
- Simpson's Rule, 562
  - error in, 563
- Sine function, 33
  - derivative of, 115, 139
  - integral of, 329
  - inverse of, 373
    - derivative of, 376
  - series for, 674
- Sine integral function, 312
- Sine Series, Fourier, 531
- Singular solution, differential equation, 406
- Slant asymptote, 205, 211
- Slope(s)
  - field, 255, 305, 315, 408
  - of the graph of  $f$  at  $x = c$ , 101
  - of a line, 10
  - reciprocal, of inverse functions, 338
  - of a tangent line, 101
    - parametric form, 710
    - polar form, 723
- Slope-intercept equation of a line, 13, 14
- Smooth curve, 474, 705
  - piecewise, 705
- Snell's Law of Refraction, 227

- Solid of revolution, 454  
 volume of  
 disk method, 454  
 shell method, 465, 466  
 washer method, 457
- Solution  
 curves, 407  
 of a differential equation, 406  
 Bernoulli, 438  
 Euler's Method, 410  
 first-order linear, 433  
 general, 249, 406  
 particular, 253, 407  
 singular, 406  
 point of an equation, 2  
 by radicals, 232
- Some basic limits, 63
- Spandrel, parabolic, 503
- Special integration formulas, 545
- Special polar graphs, 725
- Special type of improper integral, 578
- Speed, 117
- Spiral  
 of Archimedes, 721, 737  
 cornu, 749  
 logarithmic, 737, 750
- Square root function, 22
- Squaring function, 22
- Squeeze Theorem, 69  
 for Sequences, 591
- Standard equation of  
 an ellipse, 689  
 a hyperbola, 693  
 a parabola, 687
- Standard form of the equation of  
 an ellipse, 689  
 a hyperbola, 693  
 a parabola, 687
- Standard form of a first-order linear  
 differential equation, 432
- Standard normal probability density  
 function, 345
- Standard position of an angle, 31
- Step function, 76
- Stirling's approximation, 525
- Stirling's Formula, 350
- Strategy for finding limits, 66
- Strictly monotonic function, 182, 335
- Strophoid, 749
- Substitution for rational functions of sine  
 and cosine, 569
- Sum(s)  
 and difference formulas, 33  
 of geometric series, 601  
 $i$ th term of, 258  
 lower, 262  
 limit of, 264  
 $n$ th partial, 599  
 of geometric series, 601  
 Riemann, 271  
 Rule, 114, 139  
 differential form, 238  
 of a series, 599
- sequence of partial, 599  
 of two functions, 25  
 upper, 262  
 limit of, 264
- Summary  
 of common integrals using integration  
 by parts, 528  
 of compound interest formulas, 356  
 of curve sketching, 209  
 of differentiation rules, 139  
 of equations of lines, 14  
 of tests for series, 636
- Summation  
 formulas, 259  
 index of, 258  
 lower bound of, 258  
 upper bound of, 258
- Surface, reflective, 688
- Surface of revolution, 478  
 area of, 479  
 parametric form, 714  
 polar form, 734
- Symmetry  
 tests for, 5  
 with respect to the origin, 5  
 with respect to the point  $(a, b)$ , 403  
 with respect to the  $x$ -axis, 5  
 with respect to the  $y$ -axis, 5
- T**
- Table of values, 2
- Tables, integration by, 566
- Tabular method for integration by parts,  
 528
- Tangent function, 33  
 derivative of, 126, 139  
 integral of, 329  
 inverse of, 373  
 derivative of, 376
- Tangent line(s), 49, 100, 101  
 approximation of  $f$  at  $c$ , 235  
 at the pole, 724  
 problem, 49  
 slope of, 101  
 parametric form, 710  
 polar form, 723  
 with slope  $m$ , 101  
 vertical, 102
- Tautochrone problem, 706
- Taylor, Brook (1685–1731), 642
- Taylor polynomial, 163, 642  
 error in approximating, 646  
 remainder, Lagrange form of, 646
- Taylor series, 668, 669  
 convergence of, 670  
 guidelines for finding, 672
- Taylor's Theorem, 646
- Telescoping series, 600
- Terminal ray (or side) of an angle, 31
- Terms  
 of a sequence, 588  
 of a series, 599
- Test(s)  
 comparison, for improper integrals, 580  
 for concavity, 192  
 for convergence  
 Alternating Series, 623  
 Direct Comparison, 616  
 geometric series, 601  
 guidelines, 635  
 Integral, 609  
 Limit Comparison, 618  
 $p$ -series, 611  
 Ratio, 631  
 Root, 634  
 summary, 636  
 for even and odd functions, 26  
 First Derivative, 183  
 Horizontal Line, 335  
 for increasing and decreasing functions,  
 181  
 Leading Coefficient, 24  
 Second Derivative, 195  
 for symmetry, 5  
 Vertical Line, 22
- Theorem  
 Absolute Value, 592  
 of Calculus, Fundamental, 281, 282  
 guidelines for using, 282  
 of Calculus, Second Fundamental, 288  
 Cavalieri's, 464  
 Darboux's, 246  
 existence, 81, 166  
 Extended Mean Value, 245, 363  
 Extreme Value, 166  
 Intermediate Value, 81  
 Mean Value, 176  
 alternative form, 177  
 Extended, 245, 363  
 for Integrals, 284  
 Net Change, 290  
 of Pappus, 501  
 Second, 504  
 Prime Number, 323  
 Rolle's, 174  
 Squeeze, 69  
 for sequences, 591  
 Taylor's, 646  
 Third derivative, 128  
 Torque, 496  
 Torricelli's Law, 441  
 Total distance traveled on  $[a, b]$ , 291  
 Total mass, 496, 497  
 of a one-dimensional system, 496  
 of a two-dimensional system, 497  
 Tractrix, 323, 395  
 Trajectories, orthogonal, 150, 426  
 Transcendental function, 25, 378  
 Transformation, 23  
 Transformation of a graph of a function, 23  
 basic types, 23  
 horizontal shift, 23  
 reflection about origin, 23  
 reflection about  $x$ -axis, 23  
 reflection about  $y$ -axis, 23

- reflection in the line  $y = x$ , 334
  - vertical shift, 23
  - Transverse axis of a hyperbola, 693
  - Trapezoidal Rule, 560
    - error in, 563
  - Trigonometric function(s), 24, 33
    - and the Chain Rule, 138
    - circular function definitions of, 33
    - derivatives of, 126, 139
    - integrals of the six basic, 329
    - inverse, 373
      - derivatives of, 376
      - graphs of, 374
      - integrals involving, 382
      - properties of, 375
    - limit of, 65
    - right triangle definitions of, 33
  - Trigonometric identities, 33
  - Trigonometric integrals, 532
  - Trigonometric substitution, 541
  - Trigonometric values of common angles, 34
  - Two special definite integrals, 275
  - Two special trigonometric limits, 69
  - Two-dimensional system
    - center of gravity of, 497
    - center of mass of, 497
    - moment of, 497
    - total mass of, 497
  - Two-Point Gaussian Quadrature
    - Approximation, 311
- U**
- Unit circle, 32
  - Unit pulse function, 98
  - Universal Gravitation, Newton's Law of, 487
  - Upper bound
    - least, 595
    - of a sequence, 595
    - of summation, 258
- V**
- Upper limit of integration, 272
  - Upper sum, 262
    - limit of, 264
  - $u$ -substitution, 296
- V**
- Value of  $f$  at  $x$ , 19
  - Variable
    - dependent, 19
    - dummy, 274
    - force, 486
    - independent, 19
  - Velocity, 117
    - average, 116
    - escape, 98
    - function, 128
    - instantaneous, 117
    - potential curves, 426
  - Vertéré, 202
  - Vertex
    - of an angle, 31
    - of an ellipse, 689
    - of a hyperbola, 693
    - of a parabola, 687
  - Vertical asymptote, 89
  - Vertical line, 14
  - Vertical Line Test, 22
  - Vertical shift of a graph of a function, 23
  - Vertical tangent line, 102
  - Volume of a solid
    - disk method, 455
    - with known cross sections, 459
    - shell method, 465, 466
    - washer method, 457
- W**
- Wallis, John (1616–1703), 534, 540
  - Wallis Product, 540
  - Wallis's Formulas, 534
  - Washer, 457
  - Washer method, 457
  - Weight-densities of fluids, 505
  - Wheeler, Anna Johnson Pell (1883–1966), 432
  - Witch of Agnesi, 130, 149, 202
  - Work, 485
    - done by a constant force, 485
    - done by a variable force, 486
- X**
- $x$ -axis
    - moment about, of a planar lamina, 498
    - moment about, of a two-dimensional system, 497
    - reflection about, 23
    - symmetry, 5
  - $x$ -intercept, 4
- Y**
- $y$ -axis
    - moment about, of a planar lamina, 498
    - moment about, of a two-dimensional system, 497
    - reflection about, 23
    - symmetry, 5
  - $y$ -intercept, 4
  - Young, Grace Chisholm (1868–1944), 49
- Z**
- Zero factorial, 591
  - Zero of a function, 26
    - approximating
      - bisection method, 82
      - Intermediate Value Theorem, 81
      - with Newton's Method, 229
  - Zero polynomial, 24

# ALGEBRA

## Factors and Zeros of Polynomials

Let  $p(x) = a_n x^n + a_{n-1} x^{n-1} + \dots + a_1 x + a_0$  be a polynomial. If  $p(a) = 0$ , then  $a$  is a *zero* of the polynomial and a solution of the equation  $p(x) = 0$ . Furthermore,  $(x - a)$  is a *factor* of the polynomial.

## Fundamental Theorem of Algebra

An  $n$ th degree polynomial has  $n$  (not necessarily distinct) zeros. Although all of these zeros may be imaginary, a real polynomial of odd degree must have at least one real zero.

## Quadratic Formula

If  $p(x) = ax^2 + bx + c$ , and  $0 \leq b^2 - 4ac$ , then the real zeros of  $p$  are  $x = (-b \pm \sqrt{b^2 - 4ac})/2a$ .

## Special Factors

$$x^2 - a^2 = (x - a)(x + a)$$

$$x^3 - a^3 = (x - a)(x^2 + ax + a^2)$$

$$x^3 + a^3 = (x + a)(x^2 - ax + a^2)$$

$$x^4 - a^4 = (x - a)(x + a)(x^2 + a^2)$$

## Binomial Theorem

$$(x + y)^2 = x^2 + 2xy + y^2$$

$$(x - y)^2 = x^2 - 2xy + y^2$$

$$(x + y)^3 = x^3 + 3x^2y + 3xy^2 + y^3$$

$$(x - y)^3 = x^3 - 3x^2y + 3xy^2 - y^3$$

$$(x + y)^4 = x^4 + 4x^3y + 6x^2y^2 + 4xy^3 + y^4$$

$$(x - y)^4 = x^4 - 4x^3y + 6x^2y^2 - 4xy^3 + y^4$$

$$(x + y)^n = x^n + nx^{n-1}y + \frac{n(n-1)}{2!}x^{n-2}y^2 + \dots + nxy^{n-1} + y^n$$

$$(x - y)^n = x^n - nx^{n-1}y + \frac{n(n-1)}{2!}x^{n-2}y^2 - \dots \pm nxy^{n-1} \mp y^n$$

## Rational Zero Theorem

If  $p(x) = a_n x^n + a_{n-1} x^{n-1} + \dots + a_1 x + a_0$  has integer coefficients, then every *rational zero* of  $p$  is of the form  $x = r/s$ , where  $r$  is a factor of  $a_0$  and  $s$  is a factor of  $a_n$ .

## Factoring by Grouping

$$acx^3 + adx^2 + bcx + bd = ax^2(cx + d) + b(cx + d) = (ax^2 + b)(cx + d)$$

## Arithmetic Operations

$$ab + ac = a(b + c)$$

$$\frac{a}{b} + \frac{c}{d} = \frac{ad + bc}{bd}$$

$$\frac{a + b}{c} = \frac{a}{c} + \frac{b}{c}$$

$$\left(\frac{a}{b}\right) \left(\frac{c}{d}\right) = \left(\frac{a}{b}\right) \left(\frac{c}{d}\right) = \frac{ac}{bd}$$

$$\left(\frac{a}{b}\right) \left(\frac{c}{c}\right) = \frac{a}{b}$$

$$\frac{a}{\left(\frac{b}{c}\right)} = \frac{ac}{b}$$

$$a \left(\frac{b}{c}\right) = \frac{ab}{c}$$

$$\frac{a - b}{c - d} = \frac{b - a}{d - c}$$

$$\frac{ab + ac}{a} = b + c$$

## Exponents and Radicals

$$a^0 = 1, \quad a \neq 0$$

$$(ab)^x = a^x b^x$$

$$a^x a^y = a^{x+y}$$

$$\sqrt{a} = a^{1/2}$$

$$\frac{a^x}{a^y} = a^{x-y}$$

$$\sqrt[n]{a} = a^{1/n}$$

$$\left(\frac{a}{b}\right)^x = \frac{a^x}{b^x}$$

$$\sqrt[n]{a^m} = a^{m/n}$$

$$a^{-x} = \frac{1}{a^x}$$

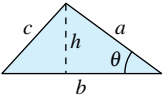
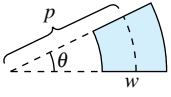
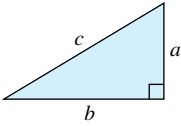
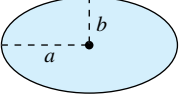
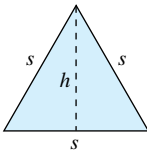
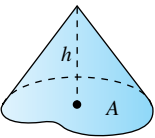
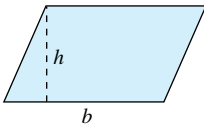
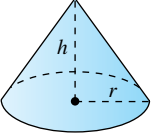
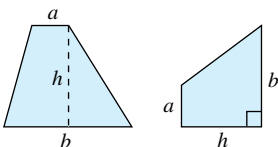
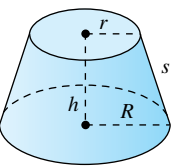
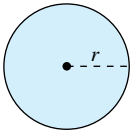
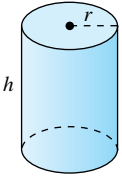
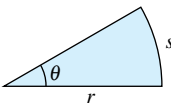
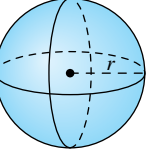
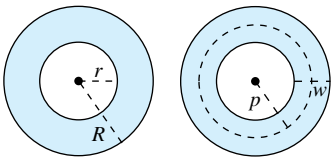
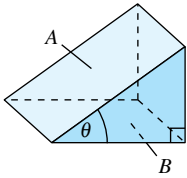
$$\sqrt[n]{ab} = \sqrt[n]{a} \sqrt[n]{b}$$

$$(a^x)^y = a^{xy}$$

$$\sqrt[n]{\frac{a}{b}} = \frac{\sqrt[n]{a}}{\sqrt[n]{b}}$$



# FORMULAS FROM GEOMETRY

<p><b>Triangle</b></p> <p><math>h = a \sin \theta</math></p> <p>Area = <math>\frac{1}{2}bh</math></p> <p>(Law of Cosines)</p> <p><math>c^2 = a^2 + b^2 - 2ab \cos \theta</math></p> 	<p><b>Sector of Circular Ring</b></p> <p>(<math>p</math> = average radius, <math>w</math> = width of ring, <math>\theta</math> in radians)</p> <p>Area = <math>\theta pw</math></p> 
<p><b>Right Triangle</b></p> <p>(Pythagorean Theorem)</p> <p><math>c^2 = a^2 + b^2</math></p> 	<p><b>Ellipse</b></p> <p>Area = <math>\pi ab</math></p> <p>Circumference <math>\approx 2\pi \sqrt{\frac{a^2 + b^2}{2}}</math></p> 
<p><b>Equilateral Triangle</b></p> <p><math>h = \frac{\sqrt{3}s}{2}</math></p> <p>Area = <math>\frac{\sqrt{3}s^2}{4}</math></p> 	<p><b>Cone</b></p> <p>(<math>A</math> = area of base)</p> <p>Volume = <math>\frac{Ah}{3}</math></p> 
<p><b>Parallelogram</b></p> <p>Area = <math>bh</math></p> 	<p><b>Right Circular Cone</b></p> <p>Volume = <math>\frac{\pi r^2 h}{3}</math></p> <p>Lateral Surface Area = <math>\pi r \sqrt{r^2 + h^2}</math></p> 
<p><b>Trapezoid</b></p> <p>Area = <math>\frac{h}{2}(a + b)</math></p> 	<p><b>Frustum of Right Circular Cone</b></p> <p>Volume = <math>\frac{\pi(r^2 + rR + R^2)h}{3}</math></p> <p>Lateral Surface Area = <math>\pi s(R + r)</math></p> 
<p><b>Circle</b></p> <p>Area = <math>\pi r^2</math></p> <p>Circumference = <math>2\pi r</math></p> 	<p><b>Right Circular Cylinder</b></p> <p>Volume = <math>\pi r^2 h</math></p> <p>Lateral Surface Area = <math>2\pi r h</math></p> 
<p><b>Sector of Circle</b></p> <p>(<math>\theta</math> in radians)</p> <p>Area = <math>\frac{\theta r^2}{2}</math></p> <p><math>s = r\theta</math></p> 	<p><b>Sphere</b></p> <p>Volume = <math>\frac{4}{3}\pi r^3</math></p> <p>Surface Area = <math>4\pi r^2</math></p> 
<p><b>Circular Ring</b></p> <p>(<math>p</math> = average radius, <math>w</math> = width of ring)</p> <p>Area = <math>\pi(R^2 - r^2)</math></p> <p><math>= 2\pi pw</math></p> 	<p><b>Wedge</b></p> <p>(<math>A</math> = area of upper face, <math>B</math> = area of base)</p> <p><math>A = B \sec \theta</math></p> 

# Index of Applications (continued from front inside cover)

## ***Business and Economics***

Annuities, 607  
Apartment rental, 18  
Average cost, 198  
Average price, 332  
Biodiesel production, 17  
Break-even analysis, 41  
Break-even point, 9  
Capitalized cost, 581  
Compound interest, 356, 357, 359, 360, 371, 401, 421, 440, 597, 680  
Consumer and producer surpluses, 514  
Cost, 142, 178, 243, 340  
    of a data plan, 85  
    of fuel, 121  
    of a long-distance phone call, 61, 340  
    of removing a chemical, 558  
    of removing pollutants, 96  
    of tuition, 422  
Declining sales, 418  
Depreciation, 143, 307, 349, 359, 401, 606, 680  
Eliminating budget deficits, 452  
Government expenditures, 597  
Gross Domestic Product (GDP), 9  
Health care expenditures, 131  
Home mortgage, 323, 404  
Income distribution in a country, 452  
Inflation, 359, 597  
Inventory management, 85, 121  
Inventory replenishment, 130  
Investment growth, 436  
Manufacturing, 459, 463  
Marketing, 606, 681  
Maximum profit, 227  
Medicare Hospital Insurance Trust Fund, 189  
Minimum cost, 226  
Multiplier effect, 606  
Outlays for national defense, 243  
Present value, 531, 584, 607  
Profit, 452  
Revenue, 452, 511  
Salary, 607  
Sales, 40, 179, 196, 307, 332, 440, 441  
Sales growth, 198, 243  
Value  
    of a machine, 41  
    of a mid-sized sedan, 350  
    of a product, 17

## ***Social and Behavioral Sciences***

Cell phone subscribers, 9  
Free lunch program, 160  
Group project in learning theory, 360  
Learning curve, 421, 422, 436  
Memory model, 531  
Population, 12, 16, 421, 598

Population growth, 431, 436, 439, 441, 571, 684

## ***Life Sciences***

AIDS, 360  
Bacterial culture growth, 143, 357, 421, 430  
Biomass, 442  
Carbon dioxide concentration, 7  
Concentration of a chemical in the bloodstream, 189, 234  
Concentration of a tracer drug in a fluid, 442  
Endangered species, 430  
Epidemic model, 442, 558  
Forestry, 422  
Grand Canyon, 257  
Growth of a dog, 294  
Intravenous feeding, 437  
Oxygen level in a pond, 204  
Population growth  
    of bacteria, 130, 256, 332  
    of brook trout, 440  
    of coyotes, 425  
    of elk, 428  
    of fish, 360  
    of fruit flies, 418  
    of raccoons, 440  
Respiratory cycle, 293  
Topographic map, 150  
Trachea contraction, 189  
Tree growth, 256

## ***General***

Area, 120, 130, 157, 240, 260, 607, 678  
Average quiz and exam scores, 18  
Average typing speed, 198, 207  
Buffon's Needle Experiment, 293  
Cantor set, 683  
Cantor's disappearing table, 608  
Cassini oval, 728  
Choosing a job, 18  
Depth  
    of water in a swimming pool, 157  
    of water in a trough, 158  
    of water in a vase, 30, 197  
Distance traveled by a bouncing ball, 604, 606, 681  
Driving distance, 120  
Error  
    in volume of a ball bearing, 237  
    in volume and surface area of a cube, 241  
Folding paper, 246  
Frequency of a musical note, 86  
Golf ball, 61  
Height of a mountain, 39  
Hiking on a mountain, 86  
Inflating balloon, 154, 157  
Jewelry, 61  
Lawn sprinkler, 173  
Maximizing an angle, 377, 381  
Maximum area, 43, 223, 224, 225, 226, 228, 244  
Maximum cross-sectional area of an irrigation canal, 227  
Maximum length, 244  
Maximum volume, 225, 226, 227  
    of a box, 219, 220, 224  
    of a package, 226  
Mercator map, 399  
Minimum area, 221, 225  
Minimum distance, 221, 224, 228, 245  
Minimum length, 222, 225, 226, 244  
Minimum perimeter, 224  
Minimum surface area, 226  
Minimum time, 226, 227, 228, 234  
Optical illusions, 151  
Probability, 308, 351, 581, 584, 606, 607, 667, 678  
Pyramid of Khufu, 493  
Refrigeration, 162  
Revolutions of a saw 94  
Road grade, 16  
Rolling  
    a ball bearing, 189  
    a wheel, 708  
School commute, 29  
Seating capacity, 269  
Security camera, 160  
Speed, 29, 155, 177, 180  
Sphereflake, 607  
Stacking blocks, 683  
Stacking spheres, 684  
Stopping distance, 121, 132, 241, 246  
Surface area, 157, 162, 241  
    of Gabriel's Horn, 578  
    of an ornamental light bulb, 484  
    of a roof, 482  
    of a satellite-signal receiving dish, 698  
    of a vase, 483  
Swimming, 86  
Throwing a dart, 269  
Timber yield, 360  
Unwinding a string, 718  
Upgrading a car, 29  
Volume, 86, 120, 130, 157  
    of a box, 30  
    of a container, 463  
    of fluid in a storage tank, 548  
    of a fuel tank, 463  
    of a pond, 473  
    of a pontoon, 469  
    of a pyramid, 460  
    of a shampoo bottle, 226  
    of a shed, 472  
    of a spherical ring, 513  
    of a vase, 483  
    of water in a conical tank, 152  
Weight gain, 430  
Weight loss, 438  
Wheelchair ramp, 12

This is an electronic version of the print textbook. Due to electronic rights restrictions, some third party content may be suppressed. Editorial review has deemed that any suppressed content does not materially affect the overall learning experience. The publisher reserves the right to remove content from this title at any time if subsequent rights restrictions require it. For valuable information on pricing, previous editions, changes to current editions, and alternate formats, please visit [www.cengage.com/highered](http://www.cengage.com/highered) to search by ISBN#, author, title, or keyword for materials in your areas of interest.

Important Notice: Media content referenced within the product description or the product text may not be available in the eBook version.